

香港統計月刊

Hong Kong Monthly Digest of Statistics

二零一零年九月
September 2010

專題文章
Feature Article

一九九九年至二零零九年
綜合社會保障援助計劃的統計數字
Statistics on Comprehensive Social Security Assistance Scheme,
1999 to 2009

一九九九年至二零零九年
綜合社會保障援助計劃的統計數字
**Statistics on Comprehensive Social Security Assistance Scheme,
1999 to 2009**

綜合社會保障援助（綜援）開支在一九九九／二零零零年度至二零零九／二零一零年度期間呈上升的趨勢。與二零零八／二零零九年度的 186 億元比較，綜援開支在二零零九／二零一零年度輕微上升至 190 億元，但與一九九九／二零零零年度開支相比則顯著上升 40%。二零零九／二零一零年度綜援開支佔經常政府開支總額的百分比為 8.6%，而在一九九九／二零零零年度的百分比則為 7.5%。在一九九九年至二零零九年期間，整體綜援個案數目平均每年的增幅為 2.3%。本文敘述在這段期間的綜援個案及受助人數目的主要變化。

An upward trend can be seen in the Comprehensive Social Security Assistance (CSSA) expenditure during 1999-2000 to 2009-2010. The CSSA expenditure of 2009-2010 rose slightly from \$18.6 billion in 2008-2009 to \$19.0 billion, which was however increased noticeably by 40% as compared with the expenditure in 1999-2000. Its share among total recurrent government expenditure in 2009-2010 was 8.6%, compared with 7.5% in 1999-2000. During 1999 to 2009, the average growth in total number of cases per annum was 2.3%. This article describes the major changes in the number of cases and recipients over this period.

如對本文有任何查詢，請致電社會福利署研究及統計組
(電話：2892 5225；電郵：rsenq@swd.gov.hk)。

If you have any enquiries on this article, please contact the Research and Statistics
Section, Social Welfare Department (Tel. : 2892 5225; e-mail : rsenq@swd.gov.hk).

一九九九年至二零零九年 綜合社會保障援助計劃的統計數字

Statistics on Comprehensive Social Security Assistance Scheme, 1999 to 2009

1. 引言

1.1 香港社會保障的整體目標，是幫助社會上需要經濟或物質援助的人士，應付基本及特別需要。社會福利署（社署）推行的社會保障制度包括綜合社會保障援助（綜援）計劃、公共福利金計劃、暴力及執法傷亡賠償計劃、交通意外傷亡援助計劃及緊急救濟。

1.2 綜援計劃在一九九三年七月推行，以取代原有的公共援助計劃。這項計劃的目的，是為那些因年老、殘疾、患病、失業、低收入或其他原因而在經濟上無法自給的人士或家庭提供安全網。綜援計劃為這些人士或家庭提供經濟援助，使他們的入息達到一定水平，以應付生活上的基本需要。此外，綜援受助人可在公立醫院或診所免費獲得醫療服務。

1.3 選擇到廣東或福建省養老的綜援受助長者，可申請「綜援長者廣東及福建省養老計劃」援助，符合資格的申請人在廣東或福建省居住期間，可獲每月發放一次的標準金額及每年發放一次的長期個案補助金。

1.4 除綜援外，社署推行的公共福利金計劃包括普通高齡津貼（適合年齡在 65 至 69 歲的長者申請）、高齡高齡津貼（為 70 歲及以上的長者而設）、普通傷殘津貼和高額傷殘津貼。計劃的目的是為年齡在 65 歲或以上或嚴重殘疾的香港居民，每月提供現金津貼，以應付因年老或嚴重殘疾而引致的特別需要。申請人無須供款。除普通高齡津貼外，在計劃下發放的津貼均無須申請人接受經濟狀況調查。

1. Introduction

1.1 The overall objective of social security in Hong Kong is to provide for the basic and special needs of members of the community who are in need of financial or material assistance. The social security system administered by the Social Welfare Department (SWD) comprises Comprehensive Social Security Assistance (CSSA) Scheme, Social Security Allowance Scheme, Criminal and Law Enforcement Injuries Compensation Scheme, Traffic Accident Victims Assistance Scheme and Emergency Relief.

1.2 The CSSA Scheme was introduced in July 1993, replacing the former Public Assistance Scheme. It is designed to provide a safety net for individuals or families who cannot support themselves financially for various reasons such as old age, disability, illness, unemployment and low earnings. The CSSA Scheme provides financial assistance to bring the income of such individuals or families up to a prescribed level to meet their basic needs. In addition, all CSSA recipients are entitled to free medical treatment at public hospitals or clinics.

1.3 Elderly CSSA recipients who choose to take up permanent residence in Guangdong or Fujian can apply for Portable CSSA (PCSSA). Applicants eligible for PCSSA will be entitled to the monthly standard rate and the annual long-term supplement during their stay in Guangdong or Fujian.

1.4 Apart from the CSSA Scheme, the Social Security Allowance Scheme administered by SWD covers Normal Old Age Allowance (applicable to those aged 65 - 69), Higher Old Age Allowance (applicable to those aged 70 and over), Normal Disability Allowance and Higher Disability Allowance. The Scheme aims at providing a monthly allowance to Hong Kong residents who are 65 years of age or above or who are severely disabled to meet special needs arising from old age or disability. The Scheme is non-contributory. Except for the Normal Old Age Allowance, the allowances paid under the Scheme are non-means-tested.

1.5 以下的分析會專注在綜援計劃上。

2. 綜援統計數字概覽

2.1 綜援計劃無須受助人供款，但申請人必須接受經濟狀況審查，並須符合計劃的居港規定。不過，在特殊情況下，社會福利署署長可酌情豁免有關的居港規定。此外，15 至 59 歲身體健全的失業人士或是每月從工作中所賺取的收入或工作時數少於社署所定的標準的人士，必須積極地尋找有薪的全職工作及參加自力更生支援計劃，才符合領取綜援的資格。

2.2 綜援申請人如與家人同住，便須以家庭為單位提出申請。在決定一個家庭是否符合資格領取綜援時，社署會考慮整個家庭的資源和需要。一宗個案中可有數名成員，但不一定所有家庭成員均符合資格領取綜援。

個案數目

2.3 在綜援計劃下，個案可指個別人士或一個家庭。個案的分類是基於一套既定準則，參考個案中合資格成員的資料後，依據其申領綜援的主要原因而分類。截至二零零九年年底止，綜援個案總數有 289 139 宗，較一九九九年增加 25.3%。在這段期間，個案數目的平均每年增幅為 2.3%。表一載列一九九九年至二零零九年綜援個案的分類統計數字。

1.5 The following analyses focus on the CSSA Scheme.

2. Overview of CSSA Statistics

2.1 The CSSA Scheme is non-contributory but means-tested. Applicants must satisfy the residence requirements under the Scheme. However, under exceptional circumstances, the Director of Social Welfare may exercise discretion to waive these residence requirements. In addition, able-bodied persons aged 15 to 59 and being unemployed or with monthly working hours or earnings less than the prescribed level set by SWD are required to actively seek full-time paid employment and participate in the Support for Self-reliance (SFS) Scheme as a condition of receiving assistance.

2.2 If the applicant is living with any other family members, the application has to be made on a household basis. The resources and needs of all family members in the same household are taken into account in determining the family's eligibility for assistance. A case may consist of more than one member and it is possible that not all of the family members are eligible for receiving CSSA.

Caseload

2.3 Under the CSSA Scheme, a case may refer to a single person or a family. The category of a case is classified according to the principal reason of application under a set of rules and criteria which makes reference to the particulars of the eligible member(s) in the case. As at the end of 2009, total number of CSSA cases amounted to 289 139, representing an increase of 25.3% over 1999. The average growth in the number of cases per annum over the period is 2.3%. Table 1 provides statistics on number of CSSA cases by category from 1999 to 2009.

表一 一九九九年至二零零九年綜援個案的分類數目
Table 1 Number of CSSA Cases by Category, 1999 to 2009

個案類別 Case category	1999	2000	2001	2002	2003	2004	2005	2006	2007	2008	2009	平均每年 增幅 Average growth per annum
年老 Old age	133 613 (57.9%)	134 230 (58.9%)	138 232 (57.2%)	142 762 (53.6%)	147 032 (50.7%)	149 821 (50.7%)	151 934 (51.0%)	152 507 (51.6%)	152 515 (52.9%)	151 954 (53.4%)	153 448 (53.1%)	1.4%
永久性殘疾 Permanent disability	11 732 (5.1%)	12 243 (5.4%)	13 522 (5.6%)	14 717 (5.5%)	15 697 (5.4%)	16 764 (5.7%)	17 482 (5.9%)	17 989 (6.1%)	17 924 (6.2%)	17 796 (6.3%)	18 146 (6.3%)	4.5%
健康欠佳 Ill health	19 946 (8.6%)	19 800 (8.7%)	19 705 (8.2%)	20 874 (7.8%)	22 198 (7.6%)	23 201 (7.8%)	23 962 (8.0%)	24 301 (8.2%)	24 436 (8.5%)	24 440 (8.6%)	25 294 (8.7%)	2.4%
單親 Single parent	25 476 (11.0%)	25 902 (11.4%)	28 504 (11.8%)	33 156 (12.4%)	37 301 (12.9%)	39 536 (13.4%)	39 755 (13.3%)	38 449 (13.0%)	37 036 (12.9%)	36 192 (12.7%)	36 233 (12.5%)	3.6%
低收入 Low earnings	8 008 (3.5%)	8 432 (3.7%)	9 008 (3.7%)	10 607 (4.0%)	13 534 (4.7%)	16 176 (5.5%)	18 089 (6.1%)	18 257 (6.2%)	17 221 (6.0%)	16 080 (5.7%)	15 633 (5.4%)	6.9%
失業 Unemployment	28 085 (12.2%)	23 573 (10.3%)	28 886 (12.0%)	40 513 (15.2%)	50 118 (17.3%)	45 231 (15.3%)	41 436 (13.9%)	37 819 (12.8%)	32 893 (11.4%)	31 772 (11.2%)	33 279 (11.5%)	1.7%
其他 Others	3 821 (1.7%)	3 880 (1.7%)	3 816 (1.6%)	3 942 (1.5%)	4 326 (1.5%)	4 965 (1.7%)	5 353 (1.8%)	6 011 (2.0%)	6 120 (2.1%)	6 335 (2.2%)	7 106 (2.5%)	6.4%
總計 Total	230 681 (100.0%)	228 060 (100.0%)	241 673 (100.0%)	266 571 (100.0%)	290 206 (100.0%)	295 694 (100.0%)	298 011 (100.0%)	295 333 (100.0%)	288 145 (100.0%)	284 569 (100.0%)	289 139 (100.0%)	2.3%

註釋：數字為該年年底的數字。

括號內數字代表佔總計的百分比。

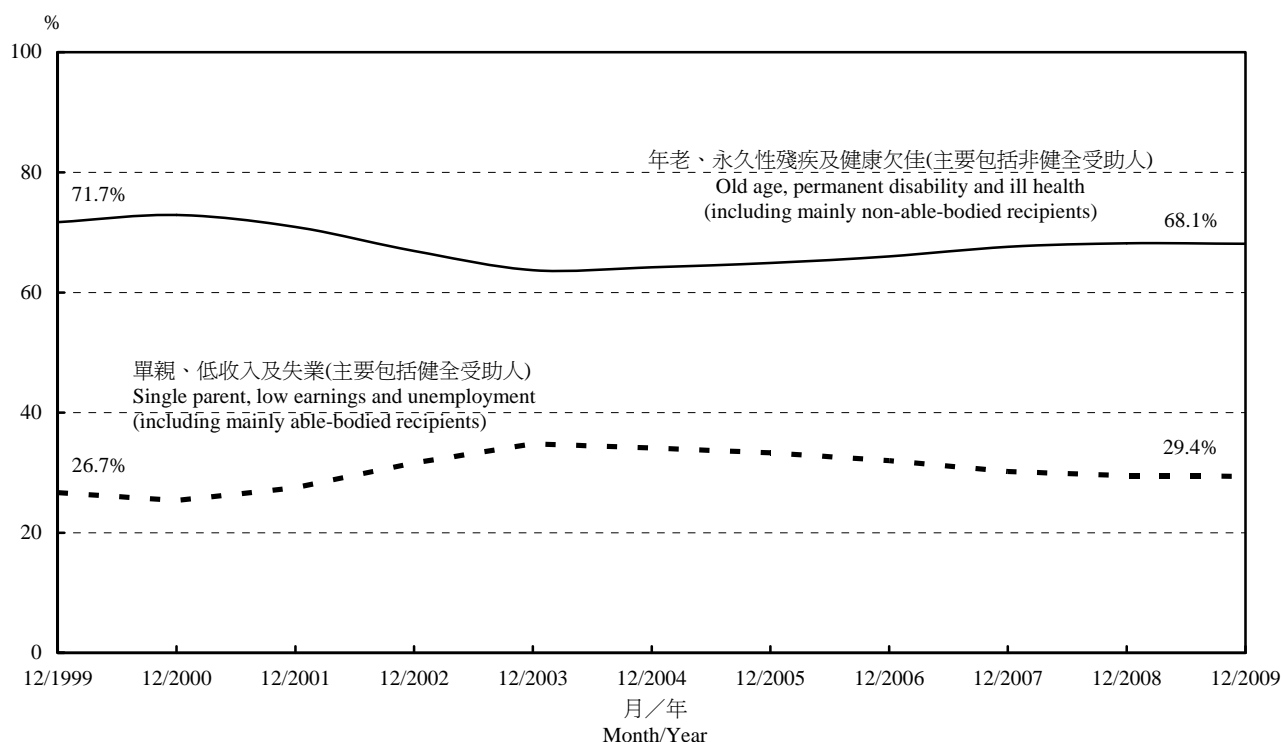
Notes: Figures are as at end of the year.

Percentages in brackets denote proportions to totals.

2.4 按個案類別分析，年老、永久性殘疾和健康欠佳的個案，佔二零零九年年底個案總數的 68.1%。一九九九年的百分比則為 71.7%。單親和低收入個案的比例由一九九九年的 11.0% 及 3.5% 分別上升至二零零九年的 12.5% 及 5.4%。另一方面，失業個案的比例則由一九九九年的 12.2% 下降至二零零九年的 11.5%。總括來說，在該期間主要涉及就業年齡健全受助人的個案比例，由 26.7% 上升至 29.4%。這反映涉及健全成人的綜援個案的增長率略超於其他類別的個案。（表一和圖一）

2.4 Analysed by case category, cases under old age, permanent disability and ill health categories accounted for 68.1% of the total caseload as at end-2009, compared with 71.7% in 1999. The proportions of single parent and low earnings cases rose from 11.0% and 3.5% in 1999 to 12.5% and 5.4% in 2009 respectively. On the other hand, the proportion of unemployment cases dropped from 12.2% in 1999 to 11.5% in 2009. As a whole, the proportion of cases involving mainly able-bodied recipients of working age rose from 26.7% to 29.4% during the period. This indicates that CSSA cases involving able-bodied adults increased at a slightly faster rate than other categories of cases. (Table 1 and Chart 1)

圖一 一九九九年十二月至二零零九年十二月綜援個案的分類百分比
Chart 1 Percentage of CSSA Cases by Category, December 1999 to December 2009



受助人

2.5 截至二零零九年年底的 289 139 宗綜援個案中，共有 482 001 名受助人，較一九九九年增加 28.0%。按年齡分析，60 歲及以上的受助人（在綜援計劃下這些人士被視為長者）佔整體受助人的比例由一九九九年的 40.6% 下跌至二零零四年的 34.1%，其後則逐漸上升至二零零九年的 39.0%。同期間，長者受助人佔整體 60 歲及以上人口總數的比率在由一九九九年年底的 15.6% 上升至二零零四年年底的 17.4%，然後下降至二零零九年年底的 14.9%。另一方面，60 歲以下的受助人數目則有所增加，除佔整體受助人的比例上升外（從一九九九年的 59.4% 上升至二零零九年的 61.0%），他們佔同一年齡組別人口的比率，亦由 4.0% 上升至 5.1%。表二列出綜援受助人在一九九九年至二零零九年期間按年齡組別劃分的數字。

Recipients

2.5 Among the 289 139 CSSA cases as at end-2009, there were 482 001 recipients, representing an increase of 28.0% when compared with 1999. Analysed by age, the proportion of recipients aged 60 and over (regarded as elderly persons under the CSSA Scheme) dropped from 40.6% in 1999 to 34.1% in 2004, but rose gradually thereafter to 39.0% in 2009. During the period, the rate of elderly recipients to the whole population aged 60 and over increased from 15.6% as at end-1999 to 17.4% as at end-2004, and then decreased to 14.9% as at end-2009. On the other hand, the number of recipients aged under 60 showed an increase, reflected not only in the increase in their proportion amongst CSSA recipients (from 59.4% in 1999 to 61.0% in 2009), but also in their rate to population of the same age group, from 4.0% to 5.1%. Table 2 provides statistics on number of CSSA recipients by age group during 1999 to 2009.

表二 一九九九年至二零零九年按年齡組別劃分的綜援受助人數目
Table 2 Number of CSSA Recipients by Age Group, 1999 to 2009

年齡組別 Age group	1999	2000	2001	2002	2003	2004	2005	2006	2007	2008	2009
15 歲以下 Below 15	84 964 (22.6%) [7.5%]	81 014 (22.2%) [7.3%]	88 978 (22.4%) [8.2%]	106 680 (22.9%) [10.1%]	118 864 (22.8%) [11.6%]	121 762 (22.5%) [12.4%]	116 777 (21.6%) [12.3%]	107 970 (20.7%) [11.5%]	97 426 (19.6%) [10.7%]	89 482 (18.8%) [10.1%]	88 422 (18.3%) [10.3%]
15 歲至 59 歲 15 - 59	138 741 (36.8%) [3.1%]	130 704 (35.8%) [2.8%]	148 536 (37.4%) [3.2%]	189 736 (40.6%) [4.1%]	224 339 (42.9%) [4.8%]	235 447 (43.4%) [5.0%]	235 494 (43.6%) [4.9%]	225 865 (43.3%) [4.7%]	212 201 (42.7%) [4.4%]	201 100 (42.3%) [4.1%]	205 704 (42.7%) [4.2%]
60 歲及以上 60 and over	152 802 (40.6%) [15.6%]	153 467 (42.0%) [15.4%]	159 954 (40.2%) [15.8%]	170 452 (36.5%) [16.6%]	179 253 (34.3%) [17.2%]	184 808 (34.1%) [17.4%]	187 692 (34.8%) [17.3%]	187 776 (36.0%) [16.7%]	187 295 (37.7%) [16.0%]	185 043 (38.9%) [15.3%]	187 875 (39.0%) [14.9%]
總計 Total	376 507 (100.0%) [5.7%]	365 185 (100.0%) [5.4%]	397 468 (100.0%) [5.9%]	466 868 (100.0%) [6.9%]	522 456 (100.0%) [7.7%]	542 017 (100.0%) [8.0%]	539 963 (100.0%) [7.9%]	521 611 (100.0%) [7.5%]	496 922 (100.0%) [7.1%]	475 625 (100.0%) [6.8%]	482 001 (100.0%) [6.9%]

註釋：數字為該年年底的數字，包括所有綜援個案中接受援助的人數。

圓括號內數字代表佔總計的百分比。

方括號內數字代表佔同一年齡組別總人口的比率。

Notes: Figures are as at end of the year, which include CSSA recipients among all CSSA cases.

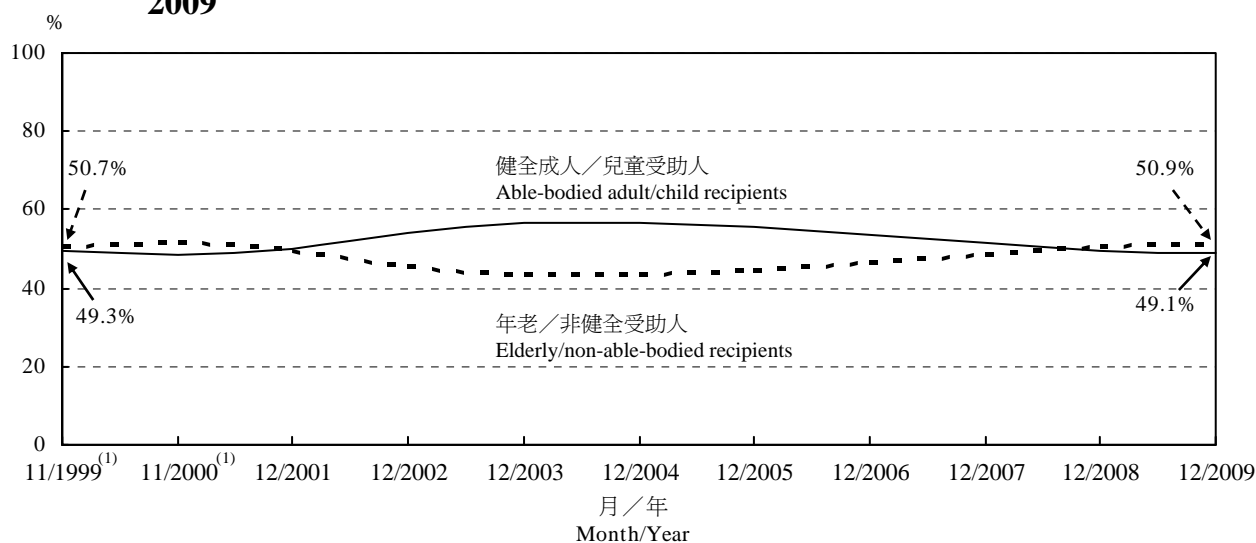
Percentages in round brackets denote proportions to totals.

Percentages in square brackets denote the rates to the population of the respective age groups.

2.6 在所有綜援受助人中，雖然健全成人／兒童受助人在二零零一至二零零七年期間曾一度佔較大的比例，在一九九九至二零零零年及二零零八至二零零九年，年老／非健全人士所佔的比例均穩定地維持在 50% 至 52% 之間。（圖二）

2.6 Amongst all CSSA recipients, the proportion of elderly/non-able-bodied recipients remained steady at about 50% - 52% in 1999 - 2000 and 2008 - 2009, albeit that the proportion of able-bodied adults/child recipients had once taken up relatively larger share during the period from 2001 to 2007. (Chart 2)

圖二 一九九九年十一月至二零零九年十二月綜援受助人的分類百分比
Chart 2 Percentage of CSSA Recipients by Category, November 1999 to December 2009



註釋：(1) 二零零一年之前的數字是根據「綜援受助人研究」所得的結果。故有關月份是指該研究所進行的月份。

Note: (1) Figures prior to 2001 are results of the Study of CSSA Recipients. As such, the corresponding reference months refer to those when the Study was conducted.

開支

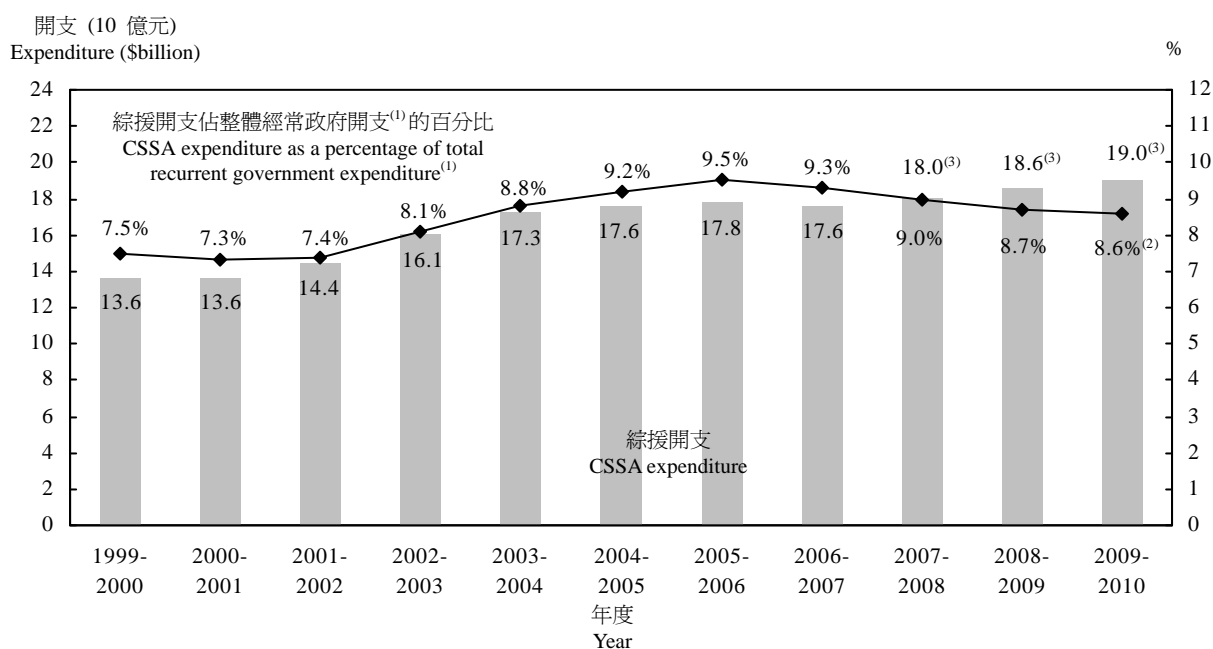
2.7 綜援開支在一九九九／二零零零年度至二零零九／二零一零年度期間呈上升的趨勢。與二零零八／二零零九年度的 186 億元比較，綜援開支在二零零九／二零一零年度輕微上升至 190 億元（臨時數字），但與一九九九／二零零零年度開支相比則顯著上升 40%。二零零九／二零一零年度綜援開支佔經常政府開支總額的百分比為 8.6%，而在一九九九／二零零零年度的百分比則為 7.5%。（圖三）

Expenditure

2.7 An upward trend can be seen in the CSSA expenditure during 1999-2000 to 2009-2010. The CSSA expenditure of 2009-2010 rose slightly from \$18.6 billion in 2008-2009 to \$19.0 billion (provisional figure), which was however increased noticeably by 40% as compared with the expenditure in 1999-2000. Its share among total recurrent government expenditure in 2009-2010 was 8.6%, compared with 7.5% in 1999-2000. (Chart 3)

圖三 一九九九／二零零零年度至二零零九／二零一零年度綜援開支及其在整體經常政府開支中的百分比

Chart 3 CSSA Expenditure and its Percentage in Total Recurrent Government Expenditure, 1999-2000 to 2009-2010



註釋：(1) 所採用的二零零零／二零零一年度前的經常政府開支總數為經調整數字，即包括前市政局／區域市政局及獎券基金的撥款。

(2) 在計算有關二零零九／二零一零年度的百分比時，所用的經常政府開支總數是修訂預算數字。

(3) 綜援開支數字包括在個別年度向綜援受助人發放的額外一次過的款項。（即在一九九七／二零零零及二零零九／二零一零（臨時數字）年度發放的額外一個月的標準金額及在二零零八／二零零九年度發放的額外兩個月的標準金額。）

Notes: (1) The total recurrent government expenditures adopted for calculation before 2000-2001 are figures with alignment i.e. with the provision for ex-Urban Council/Regional Council and Lotteries Fund included.

(2) In compiling the percentage in 2009-2010, figure on total recurrent government expenditure refers to that in the revised estimates.

(3) Figures on CSSA expenditure include additional one-off payments issued to CSSA recipients in the respective years (viz. one additional monthly standard rate payments for 2007-2008 and 2009-2010 (provisional figures), and two additional monthly standard rate payments for 2008-2009).

3. 主要個案類別的統計數字

年老個案

3.1 截至二零零九年年底，在各類個案中，年老個案所佔百分比為總數的 53.1%。其中大多數年老個案屬單身個案（75.0%）。

3.2 如上文所述，綜援個案是根據申領綜援的主要原因而分類，而每宗個案可包括多於一位受助人（合資格家庭成員）。因此，年老個案可包括申請人的非年長（六十歲以下）家庭成員。一個值得留意的現象是單身個案佔年老個案總數的比例從一九九九年的 83.2% 下降至二零零九年的 75.0%。與此同時，非年長受助人佔年老個案受助人總數的比例則呈上升趨勢，從一九九九年的 8.9% 上升至二零零九年的 13.1%。

3.3 按住屋類別分析，56.5% 的年老個案中的受助人居於公共房屋，27.5% 居於各類住宿院舍，而其他則居於私人房屋及其他類型的房屋。至於「綜援長者廣東及福建省養老計劃」的個案則有 2 868 宗（1.9%）。

失業個案

3.4 自社署首次在一九九九年六月推出自力更生支援計劃，失業個案數目即由一九九九年六月的 32 113 宗，開始下跌至一九九九年十二月的 28 085 宗，再跌至二零零一年三月的 23 250 宗。但是，計劃推行二十二個月後（一九九九年六月至二零零一年三月），失業個案數目於二零零一年四月開始掉頭回升，於二零零三年五月更錄得 48 789 宗新高。與二零零一年三月低位（23 250 宗）時比較，升幅高達 109.8%。

3. Statistics on Major Case Categories

Old age cases

3.1 Among various case categories, old age cases accounted for 53.1% of the total number of cases as at end-2009. Most of the old age cases were single person cases (75.0%).

3.2 As stated above, a CSSA case is classified according to the principal reason of applying for CSSA and a case may consist of more than one recipient (eligible member). As such, an old age case may include family member(s) of the applicant who is/are non-elderly person(s) (aged below 60). A noteworthy observation is that single person cases under the old age category decreased from 83.2% in 1999 to 75.0% in 2009 whereas an increasing trend is noted in the proportion of non-elderly recipients under the old age category, from 8.9% in 1999 to 13.1% in 2009.

3.3 Analysed by type of housing among old age cases, 56.5% of the recipients were living in public housing, 27.5% in residential institutions, and the rest were living in private housing and other types of housing. There were 2 868 cases (1.9%) under the PCSSA Scheme.

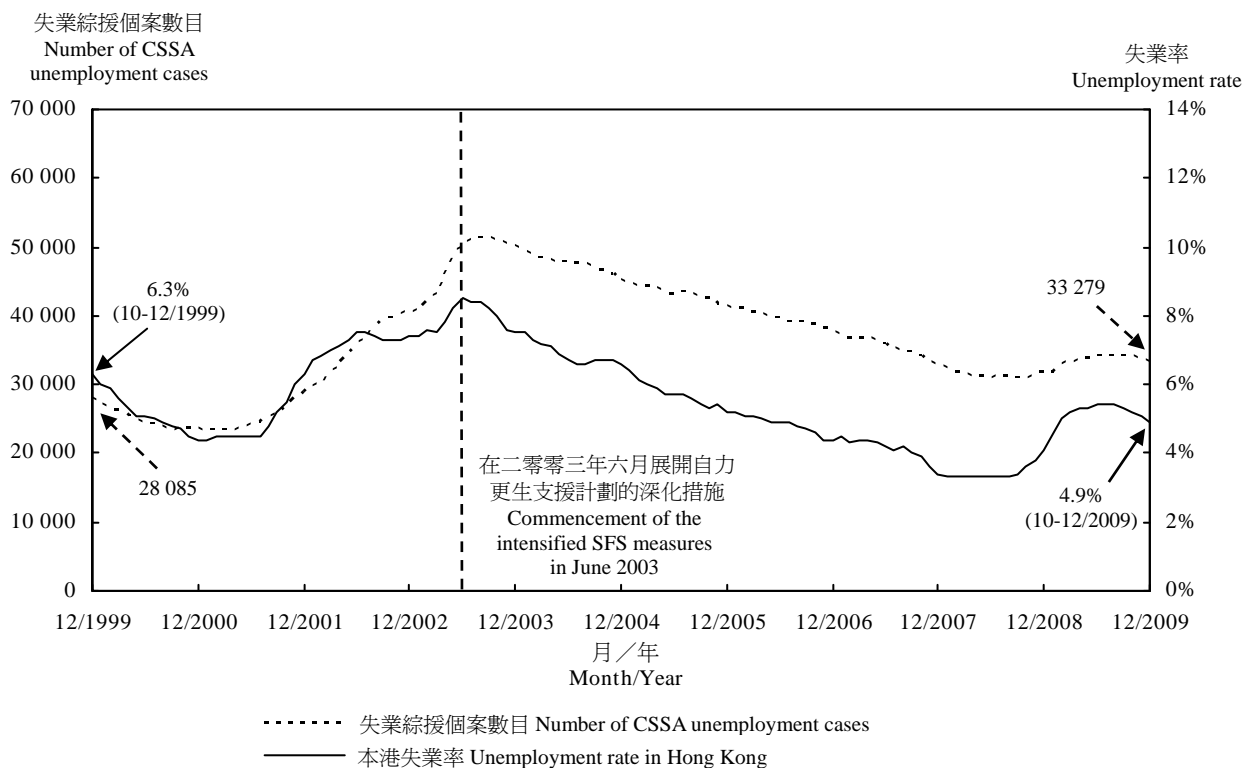
Unemployment cases

3.4 As from June 1999 when the SFS Scheme was first introduced, the number of CSSA unemployment cases began to drop from 32 113 in June 1999 to 28 085 in December 1999 and further to 23 250 in March 2001. However, after the SFS Scheme had been implemented for 22 months (June 1999 to March 2001), unemployment cases reverted to an increasing trend as from April 2001. Up to May 2003, unemployment cases reached a peak of 48 789 cases which had increased by 109.8% as compared with the trough (23 250 cases) recorded in March 2001.

3.5 自社署在二零零三年六月推出自力更生支援計劃的深化措施後，失業個案數目上升的速率於二零零三年六月至九月期間即迅速下降，個案數目亦自二零零三年十月起持續下降至於二零零八年十月。之後，失業個案數目在其後的八個月稍微回升。自二零零九年七月起，失業個案的數目再次逐漸下跌，於二零零九年十二月的宗數為 33 279 宗。（圖四）

3.5 With the introduction of the intensified SFS measures in June 2003, there was a rapid deceleration in the rate of increase in unemployment cases during June to September 2003, the number of cases also started to decline as from October 2003 to October 2008. After that, it reversed its direction and increased slightly for eight consecutive months. From July 2009, the unemployment cases decreased again gradually and stood at 33 279 in December 2009. (Chart 4)

圖四 一九九九年十二月至二零零九年十二月失業綜援個案數目及本港失業率
Chart 4 Number of CSSA Unemployment Cases and Unemployment Rate in Hong Kong, December 1999 to December 2009



註釋：(1) 失業綜援個案數目是指有關月份月底數目。
 (2) 某月份的失業率數字是指以該月份為止的過去三個月經季節性調整的失業率數字。

Notes: (1) CSSA unemployment cases refer to the number as at the end of the given month.
 (2) The unemployment rate pertaining to the given month is the seasonally adjusted unemployment rate for the three-month period ending that month.

3.6 在二零零九年年底的失業個案中，52.1%屬於單身個案。在失業受助人中，62.5%是男性；73.4%年齡介乎40至59歲之間¹（表三和表四）。按領取綜援的年期分析，失業受助人領取綜援年期的中位數為5.1年，而63.0%的受助人已領取綜援超過三年。

3.6 Of the unemployment cases as at end-2009, 52.1% were single person cases. Among the unemployed recipients, 62.5% were male; and 73.4% were in their forties and fifties¹ (Table 3 and Table 4). Analysed by duration of stay on CSSA, the median length of receiving CSSA of unemployed recipients was 5.1 years. Some 63.0% of the recipients had been receiving CSSA for more than three years.

表三 二零零九年年底按合資格家庭成員人數劃分的失業綜援個案百分比分布
Table 3 Percentage Distribution of CSSA Unemployment Cases by Number of Eligible Members as at End-2009

合資格家庭成員人數 Number of eligible members	失業綜援個案的百分比 % of CSSA unemployment cases
1	52.1%
2	12.3%
3	14.7%
4	13.0%
5	5.6%
6及以上 6 and above	2.4%
總計 Total	100.0%

表四 二零零九年年底按性別及年齡組別劃分的失業綜援受助人百分比分布
Table 4 Percentage Distribution of Unemployed CSSA Recipients by Sex and Age Group as at End-2009

年齡組別 Age group	失業綜援受助人的百分比 % of unemployed CSSA recipients		
	男性 Male	女性 Female	總計 Total
30歲以下 Below 30	8.6%	5.5%	14.2%
30歲至39歲 30 - 39	8.7%	3.7%	12.4%
40歲至49歲 40 - 49	15.5%	13.1%	28.6%
50歲至59歲 50 - 59	29.7%	15.1%	44.8%
總計 Total	62.5%	37.5%	100.0%
年齡中位數（歲） Median age (years)	49	47	48

¹ 在綜援計劃下，失業受助人當年齡達六十歲便被視為長者受助人。

¹ Under the CSSA Scheme, unemployed recipients when reaching the age of 60 are regarded as elderly recipients.

單親個案

3.7 儘管在二零零五年下半年開始呈下降的趨勢，單親個案在一九九九年年底至二零零九年年底仍錄得顯著的升幅，數目由一九九九年年底的 25 476 宗，增至二零零九年年底的 36 233 宗，增幅達 42.2%。（表五）

3.8 在二零零九年年底的個案中，約有 89% 涉及小家庭，成員包括單親家長和一至兩名子女。按領取綜援的年期分析，單親個案領取綜援年期的中位數為 6.0 年。57.8% 的個案已領取綜援超過五年（表五）。而 68.4% 的個案沒有其他收入而完全倚賴綜援。至於有收入的個案，主要收入來源包括就業薪金及贍養費。

Single parent cases

3.7 Despite a downward trend since the second half of 2005, the single parent cases still registered a significant increase during end-1999 to end-2009. The number of these cases rose from 25 476 as at end-1999 to 36 233 at end-2009, representing an increase of 42.2%. (Table 5)

3.8 Of the cases as at end-2009, about 89% were small families, comprising one parent and one or two children. Analysed by duration of stay on CSSA, the median length of receiving CSSA of single parent cases was 6.0 years. Some 57.8% of the cases had been receiving CSSA for more than five years (Table 5). Some 68.4% of cases were relying entirely on CSSA (i.e. did not have other income). As regards those cases with income, the major sources of income include employment income and maintenance payment.

表五 二零零九年年底按合資格家庭成員人數及領取綜援年期劃分的單親個案百分比分布

Table 5 Percentage Distribution of Single Parent Cases by Number of Eligible Members and Duration of Stay on CSSA as at End-2009

領取綜援年期 Duration of stay on CSSA	合資格家庭成員人數 Number of eligible members					總計 Total
	2	3	4	5	6 及以上 6 and above	
1 年及以下 1 year and below	6.2%	3.3%	0.6%	0.1%	§	10.2%
1 年以上至 3 年 More than 1 year - 3 years	9.2%	5.8%	1.2%	0.1%	§	16.3%
3 年以上至 5 年 More than 3 years - 5 years	8.0%	6.0%	1.4%	0.2%	0.1%	15.6%
5 年以上至 10 年 More than 5 years - 10 years	18.7%	15.5%	3.9%	0.7%	0.1%	39.0%
10 年以上 More than 10 years	9.0%	7.1%	2.1%	0.5%	0.1%	18.9%
總計 Total	51.1%	37.7%	9.2%	1.6%	0.4%	100.0%

註釋： § 少於 0.05%

Note : § Less than 0.05%

3.9 至於單親家長受助人方面，82.9%是女性，大多數年齡介乎 30 至 49 歲之間（表六）。65.0%的受助人已經離婚或分居，12.8%的受助人為已婚／同居而其配偶並不與其同住，16.3%受助人已喪偶，至於從未結婚而有子女的單親家長百分比為 5.9%。在已婚／同居的單親家長中，55.5%的配偶是在內地居住。（表七和表八）

3.9 As regards the single parent recipients, some 82.9% were females, mostly in their thirties and forties (Table 6). 65.0% of them were divorced/separated, 12.8% were married/cohabited with spouses living elsewhere, and 16.3% were widowed. The percentage of those never married and had dependant child(ren) was 5.9%. Of the married/cohabited single parents, 55.5% of their spouse were living in the Mainland. (Table 7 and Table 8)

表六 二零零九年年底按性別及年齡組別劃分的綜援單親家長受助人百分比分布
Table 6 Percentage Distribution of Single Parent CSSA Recipients by Sex and Age Group as at End-2009

年齡組別 Age group	綜援單親家長受助人的百分比 % of single parent CSSA recipients		
	男性 Male	女性 Female	總計 Total
30 歲以下 Below 30	0.3%	5.2%	5.5%
30 歲至 39 歲 30 - 39	2.4%	27.6%	30.0%
40 歲至 49 歲 40 - 49	5.9%	40.2%	46.0%
50 歲至 59 歲 50 - 59	6.0%	9.5%	15.5%
60 歲及以上 60 and over	2.5%	0.4%	2.9%
總計 Total	17.1%	82.9%	100.0%
年齡中位數（歲） Median age (years)	49	41	42

表七 二零零九年年底按性別及婚姻狀況劃分的綜援單親家長受助人百分比分布
Table 7 Percentage Distribution of Single Parent CSSA Recipients by Sex and Marital Status as at End-2009

婚姻狀況 Marital status	綜援單親家長受助人的百分比 % of single parent CSSA recipients		
	男性 Male	女性 Female	總計 Total
從未結婚 Never married	0.4%	5.5%	5.9%
已婚／同居 Married/Cohabited	5.6%	7.2%	12.8%
離婚／分居 Divorced/Separated	9.9%	55.1%	65.0%
喪偶 Widowed	1.1%	15.1%	16.3%
總計 Total	17.1%	82.9%	100.0%

表八 二零零九年年底按性別及配偶居住地方劃分的已婚／同居綜援單親家長受助人百分比分布

Table 8 Percentage Distribution of Married/Cohabited Single Parent CSSA Recipients by Sex and Whereabouts of Spouse as at End-2009

配偶居住地方 Whereabouts of spouse	綜援單親家長受助人的百分比 % of single parent CSSA recipients		
	男性 Male	女性 Female	總計 Total
在香港的其他地方居住 Living elsewhere in Hong Kong	9.8%	28.2%	38.1%
在內地居住 Living in the Mainland	31.9%	23.6%	55.5%
在香港及內地以外的地方居住 Living in places outside Hong Kong and the Mainland	1.8%	4.6%	6.4%
總計 Total	43.6%	56.4%	100.0%

3.10 在單親家長受助人中，20.9%有受僱收入。相對於沒有受僱收入的單親家長而言，有受僱收入的單親家長有較年長的子女。（表九）

3.10 Among the single parent recipients, 20.9% were receiving employment income. Comparatively, single parents with employment income were having elder children than those who did not have employment income. (Table 9)

表九 二零零九年年底按是否有受僱收入及家庭中最年幼子女的年齡劃分的綜援單親家長受助人百分比分布

Table 9 Percentage Distribution of Single Parent CSSA Recipients by Whether with Employment Income and Age of the Youngest Child as at End-2009

最年幼子女的年齡 Age of the youngest child	綜援單親家長受助人的百分比 % of single parent CSSA recipients		總計 Total
	有受僱收入 With employment income	沒有受僱收入 Without employment income	
10 歲以下 Below 10	3.2%	36.5%	39.7%
10 歲至 14 歲 10 - 14	8.7%	30.1%	38.9%
15 歲及以上 15 and over	9.0%	12.5%	21.4%
總計 Total	20.9%	79.1%	100.0%

低收入個案

3.11 在二零零九年年底共有 15 633 宗低收入個案。差不多所有低收入個案均為家庭個案並涉及最少兩位受助人。78.7%的個案已領取綜援超過三年。

3.12 在所有低收入受助人²中，50.4%是男性。男性及女性低收入受助人的年齡中位數分別為 43 歲及 44 歲。他們在二零零九年十二月的受僱收入中位數為 4,750 元，而每月工作時間中位數為 182 小時。

4. 新來港定居綜援受助人人士的統計數字³

4.1 領取綜援的新來港人士，由一九九九年十二月的 46 198 人增至二零零四年六月的 75 188 人，之後逐漸下跌至二零零九年十二月的 24 925 人，期間的跌幅為 46.0%。而涉及新來港定居受助人的個案則由一九九九年十二月的 24 265 宗增至二零零四年六月的 42 167 宗，然後下跌至二零零九年十二月的 17 921 宗，期間的跌幅為 26.1%。在二零零九年十二月的主要個案類別包括單親（31.8%）、年老（17.1%）及低收入（16.7%）。（表十）

Low earnings cases

3.11 There were 15 633 low earnings cases as at end-2009. Nearly all the low earnings cases were family cases having at least two recipients. 78.7% of them had been on CSSA for more than three years.

3.12 Among all low earning recipients², 50.4% were male. The median age for male and female low earning recipients were 43 and 44 respectively. The median employment income in December 2009 was \$4,750 whereas the median monthly working hour was 182.

4. Statistics on New Arrival CSSA Recipients³

4.1 The number of new arrival CSSA recipients increased from 46 198 in December 1999 to 75 188 in June 2004 and then decreased gradually to 24 925 in December 2009. Over the period, there was on the whole a drop of 46.0%. The number of cases involving new arrivals also increased from 24 265 in December 1999 to 42 167 in June 2004 and then decreased to 17 921 in December 2009, representing a drop of 26.1% over the period. Major case categories as at December 2009 were single parent (31.8%), old age (17.1%) and low earnings (16.7%). (Table 10)

2 低收入受助人是指每月有不少於 1,630 元受僱收入的健全綜援受助人。

3 新來港定居受助人是指居港少於七年人士。其中以從內地新來港人士佔絕大多數，但亦可能包括其他來港人士。

2 Low earning recipients refer to those CSSA able-bodied recipients with employment earnings no less than \$1,630 a month.

3 New arrival CSSA recipients refer to those who have resided in Hong Kong for less than seven years. They may include non-Mainlanders, though the great majority are new arrivals from the Mainland.

表十 一九九九年至二零零九年新來港定居少於七年的綜援受助人及所涉及的綜援個案
Table 10 New Arrival CSSA Recipients Having Resided in Hong Kong for Less Than 7 Years and CSSA Cases Involved, 1999 to 2009

年 Year	新來港定居 少於七年的 綜援受助人 New arrival recipients having resided in Hong Kong for less than 7 years	涉及新來港定居少於七年受助人的綜援個案 CSSA cases with new arrival recipients having resided in Hong Kong for less than 7 years									
		綜援個 案數目 CSSA cases	按個案類別劃分的百分比 Percentage distribution by category of case								總計 Total
			年老 Old age	永久性殘疾 Permanent disability	健康欠佳 Ill health	單親 Single parent	低收入 Low earnings	失業 Unemploy- ment	其他 Others		
1999	46 198	24 265	22.2%	2.8%	11.3%	28.7%	13.3%	19.1%	2.6%	100.0%	
2000	48 824	24 615	26.2%	3.3%	11.5%	26.5%	14.0%	15.7%	2.8%	100.0%	
2001	58 576	29 124	28.5%	3.7%	10.5%	25.1%	13.0%	16.9%	2.3%	100.0%	
2002	69 345	36 023	27.2%	3.4%	9.5%	24.2%	12.3%	21.5%	2.0%	100.0%	
2003	71 927	40 510	26.4%	3.1%	8.5%	23.2%	12.8%	24.1%	2.1%	100.0%	
2004	72 816	41 571	25.6%	3.1%	8.4%	24.4%	13.9%	21.9%	2.8%	100.0%	
2005	60 178	37 454	24.1%	3.1%	8.1%	26.2%	15.1%	19.8%	3.5%	100.0%	
2006	47 732	31 952	23.8%	3.1%	7.9%	26.9%	15.9%	17.5%	4.8%	100.0%	
2007	35 677	24 454	20.9%	3.1%	8.3%	30.1%	16.5%	15.0%	6.0%	100.0%	
2008	28 316	20 144	19.4%	3.1%	8.4%	31.7%	16.3%	13.7%	7.4%	100.0%	
2009	24 925	17 921	17.1%	3.2%	8.8%	31.8%	16.7%	13.7%	8.8%	100.0%	

註釋：數字為該年年底的數字。

Note: Figures are as at end of the year.

5. 援助金額的統計數字

5.1 過去多年，綜援金額均有調整。主要是由於實行政策檢討的建議而作出的實質增加，以及經參考有關價格指數所反映綜援住戶所面對的物價變動後作出的調整。表十一載列按合資格家庭成員人數劃分的平均每月綜援金額的統計數字。

5. Statistics on the Amount of Assistance

5.1 Over the years, there were adjustments in the rate of CSSA payments. The changes were mainly due to real increases arising from recommendations of policy reviews and adjustments of payment rates to take into account the impact of price changes on CSSA households as reflected by relevant price indices. Table 11 provides statistics on average monthly CSSA payments by number of eligible members.

表十一 一九九九／二零零零年度至二零零九／二零一零年度按合資格家庭成員人數劃分的平均每月綜援金額

Table 11 Average Monthly CSSA Payments by Number of Eligible Members, 1999-2000 to 2009-2010

HK\$ 港元

合資格家庭 成員人數 Number of eligible members	1999- 2000	2000- 2001	2001- 2002	2002- 2003	2003- 2004	2004- 2005	2005- 2006	2006- 2007	2007- 2008	2008- 2009	2009- 2010
1	3,746	3,854	3,778	3,751	3,623	3,503	3,477	3,487	3,540	3,623	3,884
2	6,253	6,282	6,319	6,262	5,982	5,817	5,798	5,798	5,910	5,884	6,219
3	8,387	8,588	8,482	8,342	7,831	7,727	7,779	7,809	7,993	7,831	8,240
4	10,083	10,199	10,015	9,783	9,178	9,068	9,172	9,236	9,491	9,244	9,738
5	11,614	11,946	11,587	11,427	10,827	10,756	10,896	10,968	11,259	10,893	11,462
6 及以上 6 and above	14,535	14,637	14,368	14,228	13,483	13,430	13,646	13,771	14,063	13,668	14,282

註釋：數字指沒有其他入息的綜援個案可獲發放的金額，具體而言，有關數字可視作綜援計劃下的「認可需要」。

數字不包括於個別年度向綜援個案發放額外一次過的金額。

當分析以上數字時，須注意綜援金額的調整未必在財政年度開始時立即實施，故此在同一財政年度可包括不同的綜援金額。所以每年度的平均綜援金額統計數字是受到年度內生效的不同綜援金額所影響。

Notes: Figures refer to the amount of payment when CSSA cases do not have other income. They can be more specifically regarded as "recognized needs" under the CSSA Scheme.

Figures exclude any additional one-off payments issued in the respective years.

When interpreting the above statistics, care should be taken to note that adjustments of CSSA payment rates might not be effected starting from the beginning of a financial year, i.e. not a single payment schedule was adopted throughout a financial year. Statistics on averages are therefore subject to the effects of different sets of payment rates prevailing in the years.

二零一零年一月至九月刊載的專題文章目錄

List of Feature Articles Published during January to September 2010

月份	文章題目	Month	Title of Article
1	(i) 對外直接投資統計 (ii) 闡釋香港的整體國際收支和儲備資產	1	(i) External direct investment statistics (ii) Interpreting the overall balance of payments and reserve assets of Hong Kong
2	(i) 電子報關的新發展 (ii) 二零零零年至二零零九年香港居民使用個人電腦及互聯網服務的情況	2	(i) New development in electronic declaration service (ii) Usage of personal computers and Internet services by Hong Kong residents, 2000 to 2009
3	(i) 以「按目的劃分的個人消費分類」分析消費物價指數 (ii) 香港經濟四個主要行業在二零零八年的情況 (iii) 二零零四年至二零零八年香港的創新活動統計數字	3	(i) Consumer Price Index analysed by Classification of Individual Consumption According to Purpose (ii) The situation of the four key industries in the Hong Kong economy in 2008 (iii) Statistics on innovation activities in Hong Kong, 2004 to 2008
4	(i) 香港商品進口貿易分析 (ii) 香港的金融服務業 (iii) 一九九九年至二零零九年香港公共交通乘客人次	4	(i) Analysis of Hong Kong's imports of goods (ii) The financial services sector in Hong Kong (iii) Public transport patronage of Hong Kong, 1999 to 2009
5	(i) 按運輸方式分析的香港對外商品貿易 (ii) 二零零九年失業率的走勢 (iii) 二零零零年至二零零九年香港國際收支平衡表內經常帳統計數字的分析	5	(i) Analysis of Hong Kong's external merchandise trade by mode of transport (ii) The movement of the unemployment rate in 2009 (iii) Analysis of current account statistics in the Balance of Payments account of Hong Kong, 2000 to 2009
6	(i) 二零零九年香港的中醫藥業 (ii) 二零零九年按分區劃分的香港人口概況	6	(i) The Chinese medicine sector in Hong Kong, 2009 (ii) The profile of Hong Kong population analysed by district, 2009
7	(i) 一九九九年至二零零八年運輸業的業務表現及營運特色 (ii) 二零零九年本港居民到中國內地旅行的消費開支 (iii) 一九九八/九九至二零零八/零九年度香港高等教育機構的研究成果	7	(i) Business performance and operating characteristics of the transport sector, 1999 to 2008 (ii) Consumption expenditure of Hong Kong residents travelling to the mainland of China, 2009 (iii) Research output of higher education institutions in Hong Kong, 1998/99 to 2008/09
8	(i) 香港的境外分支機構服務貿易統計 (ii) 二零零四年至二零零九年港口轉運貨物統計 (iii) 行業集中度統計數字 (iv) 香港人口推算 2010-2039	8	(i) Foreign affiliates trade in services statistics for Hong Kong (ii) Port transshipment cargo statistics, 2004 to 2009 (iii) Statistics on sectoral concentration (iv) Hong Kong population projections 2010-2039
9	(i) 二零零九年就業綜合估計數字 (ii) 二零零九年到中國內地作私人旅行的本港居民的社會經濟特徵 (iii) 一九九九年至二零零九年綜合社會保障援助計劃的統計數字 (iv) 香港的資產管理業	9	(i) Composite Employment Estimates 2009 (ii) Socio-economic characteristics of Hong Kong residents making personal travel to the mainland of China, 2009 (iii) Statistics on Comprehensive Social Security Assistance Scheme, 1999 to 2009 (iv) The asset management industry in Hong Kong

二零一零年十月至二零一一年一月
政府統計處定期性統計數據發布日期一覽表
**Schedule for Issuing Regular Releases of Statistical Data by
the Census and Statistics Department, October 2010 to January 2011**

每年九月底，本處會向傳媒公布翌年定期性統計數據新聞發布的詳細時間表。本附錄載列未來四個月的發布日期。數據於發布日期下午四時三十分向傳媒公布。有關的新聞公布於稍後時間載列於政府統計處的網站上(www.censtatd.gov.hk)。發布日期下午四時三十分後致電本處，亦可查詢有關統計數據。

The date schedule for issuing regular press releases of statistical data in the ensuing year is issued to the mass media in end September of each year. This Annex gives the schedule for the coming four months. Data are issued to the media at 4:30 p.m. on the date of release. The press releases are posted shortly afterwards on the Department's website (www.censtatd.gov.hk). Telephone enquiries may also be made to the Department after 4:30 p.m. on the release date.

統計數據 Statistical Data	發布日期 (日/月/年) Release Date (DD/MM/YYYY)
勞工統計 Labour Statistics	
1. 失業及就業不足統計 Unemployment and Underemployment Statistics	
• 二零一零年七月至九月 July to September 2010	19.10.2010
• 二零一零年八月至十月 August to October 2010	16.11.2010
• 二零一零年九月至十一月 September to November 2010	16.12.2010
• 二零一零年十月至十二月 October to December 2010	18.01.2011
查詢電話 Enquiry Telephone Number 2887 5506	
2. 就業及職位空缺統計 Employment and Vacancies Statistics	
• 二零一零年九月 September 2010	20.12.2010
查詢電話 Enquiry Telephone Number 2582 4751	
3. 薪金總額及工資統計 Payroll and Wage Statistics	
• 二零一零年第三季 3rd Quarter 2010	28.12.2010
查詢電話 Enquiry Telephone Number 2887 5584	
4. 經理級與專業僱員薪金指數 Salary Indices for Managerial and Professional Employees	
• 二零一零年六月 June 2010	28.10.2010
查詢電話 Enquiry Telephone Number 2887 5584	
對外貿易統計 External Trade Statistics	
1. 對外商品貿易統計 External Merchandise Trade Statistics	
• 二零一零年九月 September 2010	26.10.2010
• 二零一零年十月 October 2010	25.11.2010
• 二零一零年十一月 November 2010	28.12.2010
• 二零一零年十二月 December 2010	25.01.2011
查詢電話 Enquiry Telephone Number 2582 4914	
2. 對外商品貿易貨量及價格統計 Volume and Price Statistics of External Merchandise Trade	
• 二零一零年八月 August 2010	19.10.2010
• 二零一零年九月 September 2010	11.11.2010
• 二零一零年十月 October 2010	16.12.2010
• 二零一零年十一月 November 2010	18.01.2011
查詢電話 Enquiry Telephone Number 2582 4914	

對外貿易統計 (續)

External Trade Statistics (cont'd)

3.	船隻、港口貨物及貨櫃統計	Statistics on Vessels, Port Cargo and Containers	
	• 二零一零年第三季	3rd Quarter 2010	07.12.2010
	查詢電話 Enquiry Telephone Number 2582 4889		
4.	涉及外發中國內地加工貿易統計	Statistics on Trade Involving Outward Processing in the Mainland of China	
	• 二零一零年第三季	3rd Quarter 2010	20.12.2010
	查詢電話 Enquiry Telephone Number 2582 5255		

物價統計

Price Statistics

1.	消費物價指數	Consumer Price Index	
	• 二零一零年九月	September 2010	21.10.2010
	• 二零一零年十月	October 2010	22.11.2010
	• 二零一零年十一月	November 2010	21.12.2010
	• 二零一零年十二月	December 2010	20.01.2011
	查詢電話 Enquiry Telephone Number 2805 6401		

國民收入及國際收支平衡統計

National Income and Balance of Payments Statistics

1.	本地生產總值	Gross Domestic Product	
	• 二零一零年第三季 ⁽¹⁾	3rd Quarter 2010 ⁽¹⁾	12.11.2010
	查詢電話 Enquiry Telephone Number 2582 4787		
2.	以環比物量計算按經濟活動劃分的本地生產總值	Chain Volume Measures of Gross Domestic Product by Economic Activity	
	• 二零一零年第三季	3rd Quarter 2010	20.12.2010
	查詢電話 Enquiry Telephone Number 2116 5188		
3.	本地居民生產總值及對外要素收益流動數字	Gross National Product and External Factor Income Flows	
	• 二零一零年第三季	3rd Quarter 2010	14.12.2010
	查詢電話 Enquiry Telephone Number 2116 5101		
4.	國際收支平衡及國際投資頭寸統計	Balance of Payments and International Investment Position Statistics	
	• 二零一零年第三季	3rd Quarter 2010	23.12.2010
	查詢電話 Enquiry Telephone Number 2116 8660		

註： (1) 財政司司長辦公室轄下的經濟分析及方便營商處的經濟分析部發布有關二零一零年第三季經濟報告及二零一零年全年本地生產總值暨物價預測最後修訂的新聞稿時，二零一零年第三季本地生產總值亦於該新聞稿中發布。政府統計處不會在當日就二零一零年第三季的本地生產總值另發新聞稿。

Note: (1) The Economic Analysis Division of the Economic Analysis and Business Facilitation Unit under the Financial Secretary's Office will issue a press release on the Third Quarter Economic Report 2010 and final update of GDP and prices forecasts for 2010 as a whole. The GDP for the third quarter of 2010 will also be released there. No separate press release on the GDP for the third quarter of 2010 will be issued by the Census and Statistics Department on that day.

其他各類統計

Various Other Types of Statistics

1.	零售業銷貨額統計	Retail Sales Statistics	
	• 二零一零年八月	August 2010	04.10.2010
	• 二零一零年九月	September 2010	01.11.2010
	• 二零一零年十月	October 2010	30.11.2010
	• 二零一零年十一月	November 2010	30.12.2010
	查詢電話 Enquiry Telephone Number 2802 1367		
2.	工業生產指數和工業生產者價格指數	Index of Industrial Production and Producer Price Indices for the Industrial Sector	
	• 二零一零年第三季	3rd Quarter 2010	13.12.2010
	查詢電話 Enquiry Telephone Number 2805 6641		
3.	建造工程完成量統計	Construction Output Statistics	
	• 二零一零年第三季	3rd Quarter 2010	13.12.2010
	查詢電話 Enquiry Telephone Number 2805 6424		
4.	食肆的收入及購貨額統計	Restaurant Receipts and Purchases Statistics	
	• 二零一零年第三季	3rd Quarter 2010	01.11.2010
	查詢電話 Enquiry Telephone Number 2802 1367		
5.	服務行業按季業務收益指數	Quarterly Business Receipts Indices for Service Industries	
	• 二零一零年第三季	3rd Quarter 2010	10.12.2010
	查詢電話 Enquiry Telephone Number 2802 1269		
6.	按季業務展望統計調查結果	Results of the Quarterly Business Tendency Survey	
	• 二零一零年第四季	4th Quarter 2010	22.10.2010
	• 二零一一年第一季	1st Quarter 2011	21.01.2011
	查詢電話 Enquiry Telephone Number 2805 6112		

政府統計處刊物一覽 (截至二零一零年九月一日)

List of Publications of the Census and Statistics Department (as at 1.9.2010)

名稱	Title	最新期號(1)	印刷版售價(港元)	
			不包括郵費 Not Including Postage	連本地郵費 Including Local Postage
綜合性統計刊物				
General Statistical Digests				
香港經濟趨勢 (半月刊)	Hong Kong Economic Trends (half-monthly)	31/8/2010	11.0	14.0
香港統計月刊	Hong Kong Monthly Digest of Statistics	8/2010	203.0	219.4
香港統計年刊 (2)	Hong Kong Annual Digest of Statistics (2)	2009	214.0	242.0
香港社會及經濟趨勢 (雙年刊) (2)	Hong Kong Social and Economic Trends (biennial) (2)	2009	294.0	310.4
香港的發展(1967 - 2007) - 統計圖表集 (特刊) (2)	A Graphic Guide on Hong Kong's Development (1967 - 2007) (ad hoc) (2)	-	66.0	82.4
香港統計數字一覽 (年刊) (3)	Hong Kong in Figures (annual) (3)	2010	<-----免費 Free ----->	
對外貿易				
External Trade				
商品貿易統計				
Merchandise Trade Statistics				
香港商品貿易統計 :				
進口 (月刊) (4)	Imports (monthly) (4)	6/2010	-	-
港產品出口及轉口 (月刊) (4)	Domestic Exports and Re-exports (monthly) (4)	6/2010	-	-
周年附刊, 按國家及貨品劃分 :				
- 進口	- Imports	2009	499.0	527.0
- 港產品出口及轉口	- Domestic Exports and Re-exports	2009	499.0	546.0
香港對外商品貿易 (月刊)	Hong Kong External Merchandise Trade (monthly)	6/2010	186.0	202.4
香港對外商品貿易回顧 (年刊)	Annual Review of Hong Kong External Merchandise Trade (annual)	2009	188.0	196.2
香港商品貿易指數 (月刊) (4)	Hong Kong Merchandise Trade Index Numbers (monthly) (4)	6/2010	-	-
按產品所屬工業劃分的港產品出口統計數字 (季刊) (5)	Domestic Exports Statistics Classified by Industrial Origin (quarterly) (5)	Q4/2009	<-----免費 Free ----->	
船務統計				
Shipping Statistics				
香港船務統計 (季刊)	Hong Kong Shipping Statistics (quarterly)	1-3/2010	75.0	83.2
服務貿易統計				
Trade in Services Statistics				
香港服務貿易統計報告 (年刊) (4)	Report on Hong Kong Trade in Services Statistics (annual) (4)	2008	-	-
國民收入				
National Income				
本地生產總值 (季刊) (4)	Gross Domestic Product (quarterly) (4)	Q2/2010	-	-
本地生產總值 (年刊) (3)	Gross Domestic Product (annual) (3)	2009	70.0	78.2
本地生產總值統計特刊, 二零零七年十月 (特刊)	Special Report on Gross Domestic Product, October 2007 (ad hoc)	-	54.0	58.0
國際收支平衡				
Balance of Payments				
香港國際收支平衡統計 一九九七年至一九九九年 (特刊)	Balance of Payments Statistics of Hong Kong 1997 to 1999 (ad hoc)	-	14.0	18.0
香港國際收支平衡統計 (季刊) (4)	Balance of Payments Statistics of Hong Kong (quarterly) (4)	Q1/2010	-	-
香港對外直接投資統計 (年刊) (4)	External Direct Investment Statistics of Hong Kong (annual) (4)	2008	-	-
香港對外債務統計數字	Hong Kong's External Debt Statistics	Q1/2010	<-----免費 Free ----->	
勞工				
Labour				
勞動人口、就業及空缺統計				
Labour Force, Employment and Vacancies Statistics				
綜合住戶統計調查按季統計報告書 (4)	Quarterly Report on General Household Survey (4)	4-6/2010	-	-
就業及空缺按季統計報告 (4)	Quarterly Report of Employment and Vacancies Statistics (4)	3/2010	-	-
建築地盤就業及空缺按季統計報告 (4)	Quarterly Report of Employment and Vacancies at Construction Sites (4)	3/2010	-	-
工資及勞工收入統計				
Wages and Labour Earnings Statistics				
工資及薪金總額按季統計報告	Quarterly Report of Wage and Payroll Statistics	3/2010	64.0	72.2
經理級與專業僱員薪金及僱員福利統計報告 (高層管理人員除外) (年刊) (2)	Report of Salaries and Employee Benefits Statistics Managerial and Professional Employees (Excluding Top Management) (annual) (2)	2009	45.0	49.4
收入及工時按年統計調查報告	Report on Annual Earnings and Hours Survey	2009	41.0	49.2
由主要承建商填報有關從事公營建築工程的工人的每日平均工資 (月刊)	Average Daily Wages of Workers Engaged in Public Sector Construction Projects as Reported by Main Contractors (monthly)	6/2010	<-----免費 Free ----->	

政府統計處刊物一覽 (截至二零一零年九月一日) (續)

List of Publications of the Census and Statistics Department (as at 1.9.2010) (cont'd)

名稱	Title	Latest Issue(1)	印刷版售價(港元)		
			Price of Print Version (HK\$)		
			最新期號(1)	不包括 郵費 Not Including Postage	連本地 郵費 Including Local Postage
勞工 (續)	Labour (cont'd)				
人力統計	Manpower Statistics				
二零零二年人力培訓及工作技能需求機構 單位統計調查報告 (特刊)	Report on 2002 Establishment Survey on Manpower Training and Job Skills Requirements (<i>ad hoc</i>)	-		48.0	56.2
消費物價及住戶開支	Consumer Prices and Household Expenditure				
消費物價指數月報	Monthly Report on the Consumer Price Index	7/2010		63.0	67.4
消費物價指數年報	Annual Report on the Consumer Price Index	2009		102.0	110.2
二零零四至零五年住戶開支統計調查及 重訂消費物價指數基期 (特刊)	2004/05 Household Expenditure Survey and the Rebasings of the Consumer Price Indices (<i>ad hoc</i>)	-		47.0	55.2
工商業	Commerce and Industry				
工業生產	Industrial Production				
工業生產按年統計調查報告 (4)	Report on Annual Survey of Industrial Production (4)	2008		-	-
工業生產按季指數 (4)	Quarterly Index of Industrial Production (4)	Q1/2010		-	-
工業按季生產者價格指數 (4)	Quarterly Producer Price Index for Industrial Sector (4)	Q1/2010		-	-
經銷及服務業	Distribution and Services				
批發、零售、進口與出口貿易、食肆及 酒店按年統計調查報告 (4)	Report on Annual Survey of Wholesale, Retail and Import and Export Trades, Restaurants and Hotels (4)	2008		-	-
食肆的收入及購貨額按季統計調查報告 (4)	Report on Quarterly Survey of Restaurant Receipts and Purchases (4)	Q2/2010		-	-
零售業銷貨額按月統計調查報告 (4)	Report on Monthly Survey of Retail Sales (4)	7/2010		-	-
運輸及有關服務按年統計調查報告 (4)	Report on Annual Survey of Transport and Related Services (4)	2008		-	-
倉庫業、通訊業、銀行業、財務業、保險業 及商用服務業按年統計調查報告 (4)	Report on Annual Surveys of Storage, Communication, Banking, Financing, Insurance and Business Services (4)	2008		-	-
服務行業按季業務收益指數 (4)	Quarterly Business Receipts Indices for Service Industries (4)	Q1/2010		-	-
服務業統計摘要 (年刊)	Statistical Digest of the Services Sector (<i>annual</i>)	2010		172.0	188.4
服務業統計摘要按季補充資料 (4)	Quarterly Supplement to Statistical Digest of the Services Sector (4)	Q1/2010		-	-
屋宇建築及建造	Building and Construction				
屋宇建築、建造及地產業按年統計調查 報告 (4)	Report on Annual Survey of Building, Construction and Real Estate Sectors (4)	2008		-	-
建造工程完成量按季統計調查報告 (4)	Report on the Quarterly Survey of Construction Output (4)	Q1/2010		-	-
特選建築材料平均批發價格 (月刊)	Average Wholesale Prices of Selected Building Materials (<i>monthly</i>)	5/2010		<-----免費 Free ----->	
公營建築工程的工資及材料成本指數 (1995年6月=100) (月刊)	Index Numbers of the Costs of Labour and Materials Used in Public Sector Construction Projects (June 1995=100) (<i>monthly</i>)	5/2010		<-----免費 Free ----->	
公營建築工程的工資及材料成本指數 (2003年4月=100) (月刊)	Index Numbers of the Costs of Labour and Materials Used in Public Sector Construction Projects (April 2003=100) (<i>monthly</i>)	6/2010		<-----免費 Free ----->	
能源	Energy				
香港能源統計 (季刊) (4)	Hong Kong Energy Statistics (<i>quarterly</i>) (4)	Q1/2010		-	-
香港能源統計 (年刊)	Hong Kong Energy Statistics (<i>annual</i>)	2009		76.0	80.0
其他經濟及工商業統計	Other Economic and Business Statistics				
業務展望按季統計調查報告	Report on Quarterly Business Tendency Survey	Q3/2010		13.0	16.7
代表香港境外母公司的駐港公司 按年統計調查報告	Report on Annual Survey of Companies in Hong Kong Representing Parent Companies Located outside Hong Kong	2009		36.0	40.4
資訊科技在工商業的使用情況 和普及程度按年統計調查報告	Report on Annual Survey on Information Technology Usage and Penetration in the Business Sector	2009		88.0	104.4
香港創新活動統計 (年刊)	Hong Kong Innovation Activities Statistics (<i>annual</i>)	2008		100.0	108.2
香港－資訊社會 (年刊)	Hong Kong as an Information Society (<i>annual</i>)	2009		124.0	132.2
香港－知識型經濟 統計透視 (雙年刊)	Hong Kong as a Knowledge-based Economy – A Statistical Perspective (<i>biennial</i>)	2009		84.0	92.2
二零零九年檢測及認證活動統計 調查報告 (特刊) (4)	Report on the 2009 Survey of Testing and Certification Activities (<i>ad hoc</i>) (4)	-		-	-

政府統計處刊物一覽 (截至二零一零年九月一日) (續)

List of Publications of the Census and Statistics Department (as at 1.9.2010) (cont'd)

名稱	Title	Latest Issue(1)	印刷版售價(港元)		
			Price of Print Version (HK\$)		
			最新期號(1)	不包括 郵費 Not Including Postage	連本地 郵費 Including Local Postage
人口	Population				
香港二零零六年中期人口統計	Hong Kong 2006 Population By-census				
二零零六年中期人口統計 (特刊)	2006 Population By-census (ad hoc)				
主要報告 – 第一冊	Main Report – Volume I	-	143.0	159.4	
主要報告 – 第二冊	Main Report – Volume II	-	118.0	134.4	
主要統計表	Main Tables	-	138.0	166.0	
簡要報告	Summary Results	-	41.0	49.2	
統計圖解	Graphic Guide	-	91.0	99.2	
有關各區議會分區的基本統計表	Basic Tables for District Council Districts	-	50.0	58.2	
有關香港島各選區的基本統計表	Basic Tables for Constituency Areas : Hong Kong Island	-	84.0	100.4	
有關九龍各選區的基本統計表	Basic Tables for Constituency Areas : Kowloon	-	112.0	128.4	
有關新界各選區的基本統計表	Basic Tables for Constituency Areas : New Territories	-	180.0	208.0	
區議會分區及選區統計表的附件 – 區域分界地圖	Boundary Maps Complementary to Tables for District Council Districts and Constituency Areas	-	134.0	162.0	
有關各小規劃統計區的基本統計表	Basic Tables for Tertiary Planning Units	-	274.0	302.0	
小規劃統計區統計表的附件 – 區域分界地圖	Boundary Maps Complementary to Tables for Tertiary Planning Units	-	80.0	88.2	
主題性報告 – 香港的住戶收入分布	Thematic Report – Household Income Distribution in Hong Kong	-	114.0	122.2	
主題性報告 – 少數族裔人士	Thematic Report – Ethnic Minorities	-	96.0	104.2	
主題性報告 – 內地來港定居未足七年人士	Thematic Report – Persons from the Mainland Having Resided in Hong Kong for Less Than 7 Years	-	82.0	90.2	
主題性報告 – 青年	Thematic Report – Youths	-	74.0	82.2	
主題性報告 – 長者	Thematic Report – Older Persons	-	88.0	96.2	
主題性報告 – 單親人士	Thematic Report – Single Parents	-	88.0	96.2	
其他與人口有關的刊物	Other Publications relating to Population				
香港人口推算 2010-2039 (特刊)	Hong Kong Population Projections 2010 - 2039 (ad hoc)	-	44.0	52.2	
香港人口生命表 2004-2039 (特刊)	Hong Kong Life Tables 2004 - 2039 (ad hoc)	-	52.0	56.4	
香港人口趨勢 1981-2006 (特刊)	Demographic Trends in Hong Kong 1981 - 2006 (ad hoc)	-	55.0	63.2	
社會資料	Social Data				
從綜合住戶統計調查搜集所得的社會資料 第五十二號專題報告書 (特刊) (4) : 臨時僱員就業情況 從事部分時間制工作僱員的就業情況	Social Data Collected via the General Household Survey Special Topics Report No. 52 (ad hoc) (4) : Casual employment Part-time employment	-	-	-	
主題性住戶統計調查第四十四號報告書 (4) (特刊) : 家人之間的關係	Thematic Household Survey Report No. 44 (4) (ad hoc) : Relationships among Family Members	-	-	-	
按區議會分區劃分的人口及住戶統計資料 (年刊)	Population and Household Statistics Analysed by District Council District (annual)	2009	28.0	32.0	
香港的女性及男性 – 主要統計數字 (年刊)	Women and Men in Hong Kong – Key Statistics (annual)	2010	94.0	110.4	
統計分類表	Classification Lists				
香港進出口貨物分類表 (協調制度) , 二零零七年版 (特刊)	Hong Kong Imports and Exports Classification List (Harmonized System), 2007 Edition (ad hoc)				
第一冊 : 第一至第十類貨物	Volume One: Commodity Section I – X	-	24.0	40.4	
第二冊 : 第十一至第二十二類貨物	Volume Two: Commodity Section XI – XXII	-	28.0	44.4	
香港商品貿易統計分類表, 二零零七年版 (特刊)	Hong Kong Merchandise Trade Statistics Classification, 2007 Edition (ad hoc)	-	97.0	113.4	
香港標準行業分類 2.0 版 (特刊)	Hong Kong Standard Industrial Classification (HSIC) Version 2.0 (ad hoc)	-	164.0	192.0	

政府統計處刊物一覽 (截至二零一零年九月一日) (續)

List of Publications of the Census and Statistics Department (as at 1.9.2010) (cont'd)

名稱	Title	最新期號 ⁽¹⁾	印刷版售價(港元)	
			不包括 郵費 Not Including Postage	連本地 郵費 Including Local Postage
		Latest Issue ⁽¹⁾	Price of Print Version (HK\$)	
統計發展報告	Report on Statistical Development			
統計發展概要 (年刊)	An Outline of Statistical Development (<i>annual</i>)	2010	152.0	160.2

註釋：除另有註明外，所有刊物均以中、英文對照形式出版。獲取刊物的方法載於第 A10 頁。

用戶可以在政府統計處的網站 (www.censtatd.gov.hk/products_and_services/products/publications/index_tc.jsp) 免費下載政府統計處的刊物和統計表。

(1) Q1、Q2、Q3、Q4分別代表第一、第二、第三和第四季。

(2) 本刊物的印刷版亦於部分郵局出售(查詢熱線：(852) 2921 2222)。

(3) 分別備有中文版和英文版。

(4) 該刊物只備有下載版。

(5) 由二零一零年第一季統計期起，本處將不會編製此單張。然而，本處網站將會繼續提供有關的統計數字。

所列售價及郵費日後或有修訂。外地郵費將於收到訂購要求後另行通知。

有關政府統計處刊物及其他統計產品的最新資料，請瀏覽本處網站內「產品及服務」一節 (www.censtatd.gov.hk/products_and_services/index_tc.jsp)或致電刊物出版組查詢(電話：(852) 2582 3025)。

Notes: Unless otherwise specified, all publications are published in bilingual format. Means of obtaining the publications are given in page A10.

Users can download publications and statistical tables of the Census and Statistics Department free of charge at the website of the Census and Statistics Department (www.censtatd.gov.hk/products_and_services/products/publications/index.jsp).

(1) Q1, Q2, Q3 and Q4 represent respectively the first, second, third and fourth quarter.

(2) Print version of this publication is also put for sale at selected Post Offices (enquiry hotline : (852) 2921 2222).

(3) Available in separate Chinese and English versions.

(4) The publication is available in download version only.

(5) As from the reference period of the first quarter of 2010, this leaflet will no longer be produced. Nevertheless, the statistics concerned will continue to be available at the website of the C&SD.

All quoted prices and postages are subject to revision. Postage for external mailings will be advised upon receipt of orders.

For up-to-date information of the publications and other statistical products of the Census and Statistics Department, please visit the "Products & Services" section on the website of the department (www.censtatd.gov.hk/products_and_services/index.jsp) or call the Publications Unit of the department at (852) 2582 3025.

政府統計處唯讀光碟產品一覽 (截至二零一零年九月一日)
List of CD-ROM Products of the Census and Statistics Department (as at 1.9.2010)

		售價不包括 郵費(港元) Price Not Including Postage (HK\$)	售價連本地 郵費(港元) Price Including Local Postage (HK\$)
二零零一年人口普查			
2001 Population Census			
- 統計表唯讀光碟 (不定期) ++ 載有372個常用統計表。有關統計表涉及的主題廣泛，包括人口、住戶、教育、經濟、房屋、內部遷移及人口分組等本港住戶及人口特徵。選定統計表亦載列按區議會分區／選區及規劃統計小區／街段劃分的統計數字。	- TAB on CD-ROM (ad hoc) ++ Contains 372 commonly used statistical tables. The tables cover a wide range of topics including demographic, household, education, economic, housing, internal migration and home moving, and population sub-group characteristics of the households and population in Hong Kong. There are also geographical breakdown of the statistics by District Council District/Constituency Area and Tertiary Planning Unit/Street Block in selected tables.	1,690.0	1,711.2
- 地圖唯讀光碟 (不定期) 以常用的格式提供一套數碼化的香港地圖，內載的地域分界數碼地圖包括香港海岸線、區議會分區／選區分界、規劃統計小區(及其合併組) 分界、街段—小合併組分界及新市鎮分界。配合適當的電腦軟件，這套數碼地圖可把載於《二零零一年人口普查—統計表唯讀光碟》內的統計數據作地理顯示之用。	- MAP on CD-ROM (ad hoc) Contains a set of digital maps of Hong Kong in commonly used formats. The digital maps for geographical delineation included therein are Coastline of Hong Kong, District Council District/Constituency Area Boundary, Tertiary Planning Unit (and Groupings) Boundary, Small Street Block Group Boundary and New Town Boundary. When used with suitable computer software, the digital maps can be used for geographical presentation of the statistical data contained in the <i>2001 Population Census - TAB on CD-ROM</i> .	840.0	857.0
關於購買以上兩套光碟事宜，請致電人口統計組 (電話：(852) 2716 8025)。			
- 普查易2001 (不定期) 普查易2001人口普查光碟套裝是一套功能強大的知識為本產品，它能幫助使用者有效地進行客戶資訊分析和客戶關係管理的工作。普查易2001光碟內載有超過400個由政府統計處提供的香港二零零一年人口普查統計表，分區數碼地圖及功能超卓的地理訊息系統，當中包含了全香港居民的人口特徵、經濟、教育、住戶、房屋等統計數據，使用者可以透過簡單和容易使用的功能介面，來選擇和提取資料。	- Hong Kong CensusPro 2001 (ad hoc) This CD-ROM product is a powerful knowledge-based product that enables users to perform customer profiling and Customer Relationship Management (CRM) easily and efficiently. CensusPro 2001 includes over 400 statistical tables of the Hong Kong 2001 Population Census provided by the Census and Statistics Department, digital boundary maps, and the superb Geographical Information System (GIS) functions and features. Statistical data on the demographic, economic, education, household and housing characteristics of the population are included and can be easily selected and retrieved through intuitive and easy-to-use application interface.		
普查易2001共有4種資料輸出模式：主題性地圖、預設格式報表、統計圖表、及檔案匯出(支援數據庫/試算表/純文字等格式)。普查易2001光碟可應用於規劃業務策略、直接市場推廣或宣傳、客戶資料分析、以及作其他的商業性分析等。	CensusPro 2001 provides output in mainly 4 ways : thematic maps, formatted reports, bar/pie charts, and export files in dbf/Excel files/text files. CensusPro 2001 can be used in areas like strategic business/service planning, direct marketing and promotion, customer analysis and profiling, and many other business analysis purposes and applications.		
- SUPERMAP Hong Kong 2001 (不定期) • 涵蓋全面的人口普查數據，配合最新數碼地圖作介面 • 採用具世界領導地位之地理信息系統進行處理及分析 • 可作多重圖像化分析人口普查數據 • 有助機構進行深入的市場及客戶資訊分析	- SUPERMAP Hong Kong 2001 (ad hoc) • Covers comprehensive population census datasets with the use of the latest digital maps as interface • Manipulates and analyses through employing world leading GIS technology • Provides multiple views of population census data • Helps organisations with in-depth market analysis or customer profiling through data linkage		
	這些光碟產品由益百利香港有限公司生產及銷售。有關查詢及訂購，請直接與該公司聯絡 (電話：(852) 2839 5388)。 These CD-ROMs are produced and marketed by Experian Hong Kong Limited. For enquiries and purchase, please contact the company direct at (852) 2839 5388.		

政府統計處唯讀光碟產品一覽 (截至二零一零年九月一日) (續)

List of CD-ROM Products of the Census and Statistics Department (as at 1.9.2010) (cont'd)

		售價不包括 郵費(港元) Price Not Including Postage (HK\$)	售價連本地 郵費(港元) Price Including Local Postage (HK\$)
對外商品貿易	External Merchandise Trade		
- 香港對外商品貿易唯讀光碟	- Hong Kong External Merchandise Trade CD-ROM) 這些光碟產品由益百利香港有) 限公司生產及銷售。有關查詢) 及訂購，請直接與該公司聯絡) (電話：(852) 2839 5388)。
列載過去二十五個月的按月貿易統計數字及過往十年的按年貿易統計數字(按年數字只載於周年報)，並包括按貨品類別(「標準國際貿易分類(第四次修訂版)」或「協調制度」、國家/地區及運輸方式劃分的詳細貿易統計數字。	Contains monthly trade data for past 25 months and annual trade data for past 10 years (annual figures are only available in the annual edition). Detailed statistics classified by commodity (using the Standard International Trade Classification (Revision 4) or the Harmonized System), by country/territory and by mode of transport are also included.) These CD-ROMs are produced) and marketed by Experian Hong) Kong Limited. For enquiries) and purchase, please contact the) company direct at (852)) 2839 5388.
- 香港船務統計唯讀光碟 (按季產品)	- Hong Kong Shipping Statistics CD-ROM (quarterly)		
列載自一九九三年以來，按運輸方式、裝運種類、裝貨/卸貨國家/地區及港口、貨品、貨物種類、貨物裝卸地點及與中國內地有關的轉運劃分的貨物及載貨貨櫃吞吐量統計數字。	Contains data back-dated to 1993 on cargo and laden container throughput statistics analysed by mode of transport, shipment type, country/territory and port of loading/discharge, commodity, cargo type, cargo handling location and transshipment related to the mainland of China.		

註釋：++ 分別備有中文版和英文版。

所列售價及郵費日後或有修訂。外地郵費將於收到訂購要求後另行通知。

有關政府統計處刊物及其他統計產品的最新資料，請瀏覽本處網站內「產品及服務」一節 (www.censtatd.gov.hk/products_and_services/index_tc.jsp)或致電刊物出版組查詢(電話：(852) 2582 3025)。

Notes：++ Available in separate Chinese and English versions.

All quoted prices and postages are subject to revision. Postage for external mailings will be advised upon receipt of orders.

For up-to-date information of the publications and other statistical products of the Census and Statistics Department, please visit the "Products & Services" section on the website of the department (www.censtatd.gov.hk/products_and_services/index.jsp) or call the Publications Unit of the department at (852) 2582 3025.

獲取政府統計處刊物及其他統計產品的方法
Means of Obtaining Publications and Other Statistical Products
of the Census and Statistics Department

網站

用戶可以在政府統計處網站 (www.censtatd.gov.hk/products_and_services/products/publications/index_tc.jsp) 免費下載統計刊物。

政府統計處部分刊物備有印刷版，於政府新聞處的政府書店網站 (www.bookstore.gov.hk) 有售。

郵購服務

本處部分刊物附有郵購表格，供訂購或按期訂閱刊物的印刷版。請填妥郵購表格，連同所需費用和郵費的支票或匯票寄回辦理。郵購表格亦可在政府統計處網站下載 (www.censtatd.gov.hk/products_and_services/other_services/provision_of_stat/mail_ordering_of_publications/index_tc.jsp)。

銷售中心

市民可親臨政府統計處刊物出版組購買刊物的印刷版和唯讀光碟產品，並即時提取。刊物出版組的地址是：

香港灣仔港灣道十二號
灣仔政府大樓十九樓

電話：(852) 2582 3025
圖文傳真：(852) 2827 1708

該組並設有閱讀區，讓使用者翻閱陳列的統計處各類的刊物。閱讀區也備有統計處編製的宣傳／教育單張和小冊子，歡迎索閱。

Website

Users may download statistical publications free of charge from the website of the Census and Statistics Department (www.censtatd.gov.hk/products_and_services/products/publications/index.jsp).

Some publications of the Census and Statistics Department are available in print versions and are offered for sale online at the Government Bookstore of the Information Services Department (www.bookstore.gov.hk).

Mail Order Service

A mail order form for ordering or subscribing to print versions of publications is available in some of the Department's publications. Completed form should be sent back together with a cheque or bank draft covering all necessary cost and postage. The order form is also available for downloading from the website of the Department (www.censtatd.gov.hk/products_and_services/other_services/provision_of_stat/mail_ordering_of_publications/index.jsp).

Sales Centre

Print versions of publications and CD-ROM products are available for purchase and collection on the spot at the Publications Unit of the Census and Statistics Department at the following address :

19/F Wanchai Tower
12 Harbour Road, Wan Chai, Hong Kong.

Tel. : (852) 2582 3025
Fax : (852) 2827 1708

The Unit also provides a reading area where users may browse through various publications of the Department on display. Publicity/educational leaflets and pamphlets of the Department are also available for collection.

郵購表格 (只適用於印刷版)

致： 香港花園道 美利大廈4樓 政府新聞處 刊物銷售小組 電話： (852) 2842 8844 或 (852) 2842 8845 圖文傳真： (852) 2598 7482	售價			請註明 刊期(月份/季/ 期號及年份)		合計 所需的 期數 (b)	總計 (港元) (a) x (b)
	每本 (港元)	本地 郵費 (1) 及 (2) (港元)	合計 (港元) (a)	由	至		
1. 香港統計月刊(二零一零年期刊) (J470010 B0)	203.0	16.4	219.4	/2010	12/2010		
2. 香港經濟趨勢(二零一零年期刊) (半月刊)(J410010 B0)	11.0	3.0	14.0	/2010	24/2010		
3. 香港統計年刊(二零零九年版) (J47010900B0)	214.0	28.0	242.0	-	-		
4. 香港社會及經濟趨勢(二零零九年版) (雙年刊)(J57290900B0)	294.0	16.4	310.4	-	-		
5. 統計發展概要(二零一零年版) (年刊)(J33111000B0)	152.0	8.2	160.2	-	-		
6. 香港的發展(1967-2007) - 統計圖表集 (J69090800B0)	66.0	16.4	82.4	-	-		
7.							
8.							
9.							
10.							

本人現付上支票(編號： _____) 港幣 _____ 元，購買上述刊物。
(註：支票應予劃線，並註明支付「香港特別行政區政府」。)

姓名： _____ 職銜： _____

機構名稱： _____ 地址： _____

電話： _____ 圖文傳真： _____

日期： _____

- 註： (1) 外地的訂戶暫時無須付上支票，所需郵費將於收到訂購表格後另行通知。
(2) 訂購超過一本相同名稱的年刊或特刊，請向政府新聞處查詢所需的本地郵費(電話：(852) 2842 8844或(852) 2842 8845，圖文傳真：(852) 2598 7482)。

你在表格上提供的資料，只會用作辦理書刊訂購事宜，不會向任何和訂購無關的人士透露。如欲查看或更改所填報的資料，請與政府新聞處刊物銷售小組聯絡。地址：香港花園道美利大廈4樓。



Mail Order Form (Applicable to print versions only)

To : Publications Sales Unit Information Services Department 4/F Murray Building Garden Road Hong Kong Tel. : (852) 2842 8844 or (852) 2842 8845 Fax : (852) 2598 7482	Price			Please indicate Month/Quarter/ Issue no. and Year		Total no. of issue(s) required (b)	Total amount (HK\$) (a) x (b)
	Per copy (HK\$)	Local postage (1) & (2) (HK\$)	Total (HK\$) (a)	From	To		
1. Hong Kong Monthly Digest of Statistics 2010 issues (J470010 B0)	203.0	16.4	219.4	/2010	12/2010		
2. Hong Kong Economic Trends 2010 issues (half-monthly) (J410010 B0)	11.0	3.0	14.0	/2010	24/2010		
3. Hong Kong Annual Digest of Statistics 2009 edition (J47010900B0)	214.0	28.0	242.0	-	-		
4. Hong Kong Social and Economic Trends 2009 edition (biennial) (J57290900B0)	294.0	16.4	310.4	-	-		
5. An Outline of Statistical Development 2010 edition (annual) (J33111000B0)	152.0	8.2	160.2	-	-		
6. A Graphic Guide on Hong Kong's Development (1967-2007) (J69090800B0)	66.0	16.4	82.4	-	-		
7.							
8.							
9.							
10.							

I enclose a cheque (No. _____) of HK\$ _____ for the payment of the above order. (Note : The cheque should be crossed and made payable to "The Government of the Hong Kong Special Administrative Region" or "The Government of the HKSAR".)

Name : _____ Title of post : _____

Name of organisation : _____ Address : _____

Tel. : _____ Fax : _____

Date : _____

- Notes :
- (1) For mailings to addresses outside Hong Kong, please do not send in a cheque now. The required postage will be advised upon receipt of order.
 - (2) For an order of multiple copies of an annual or ad hoc publication with the same title, please consult the Information Services Department about the required local postage. (Tel. : (852) 2842 8844 or (852) 2842 8845, Fax : (852) 2598 7482).

The information provided herein will only be used for processing your order of publications and will not be disclosed to parties which are not involved in the processing. You may seek access to or correction of the information by addressing your request to the Publications Sales Unit, Information Services Department, 4/F Murray Building, Garden Road, Hong Kong.





訂閱表格 (只適用於印刷版)
香港統計月刊 二零一零年期刊

Subscription Form (Applicable to print versions only)
Hong Kong Monthly Digest of Statistics 2010 Issues

致：香港灣仔港灣道十二號
灣仔政府大樓十九樓
政府統計處綜合統計組 (一) 乙
電話：(852)2582 3025 圖文傳真：(852)2827 1708

To: General Statistics Section (1) B
Census and Statistics Department
19/F Wanchai Tower
12 Harbour Road, Wan Chai, Hong Kong
Tel.: (852) 2582 3025 Fax: (852) 2827 1708

請在適當空格 (□) 內加上 (√) 號。Please tick (√) the appropriate box (□). (港元 HK\$)

刊物名稱 Title of Publication	每本 售價 Price per copy	每本 本地郵費 Local postage (1) & (2)	每本 合計 Total price (a)	期數 No. of issues (b)	總計 Total amount (a) x (b)
<input type="checkbox"/> 香港統計月刊 二零一零年期刊一月至十二月 (共十二期) Hong Kong Monthly Digest of Statistics January to December 2010 (total 12 issues)	203.0	16.4	219.4	12	2,632.8
<input type="checkbox"/> 香港統計月刊 二零一零年期刊____月至十二月 (共____期) Hong Kong Monthly Digest of Statistics _____ to December 2010 (total _____ issues)	203.0	16.4	219.4		
<input type="checkbox"/>					
合計 Total					

本人現付上支票 (編號：_____) 港幣 _____ 元，購買上述刊物。
I enclose a cheque (No. _____) of HK\$ _____ for the payment of the above order.

註：支票應予劃線，並註明支付「香港特別行政區政府」。

Note: Cheque should be crossed and made payable to "The Government of the Hong Kong Special Administrative Region" or "The Government of the HKSAR".

訂戶資料 Subscriber's Information

姓名 Name: _____ 機構名稱 Name of organisation: _____
職銜 Title of post: _____ 地址 Address: _____
部門 Department: _____
電話 Tel.: _____
圖文傳真 Fax: _____ 日期 Date: _____

機構主要業務類別 Major line of business of organisation:

- 進口與出口貿易業 Import and export trade 建造業 Construction
 零售貿易業 Retail trade 金融、保險及地產業 Financing, insurance and real estate
 製造業 Manufacturing 商用服務業 Business services
 教育機構 Educational institution 社區、社會及個人服務業 Community, social and personal services
 其他，請註明 Others, please specify _____

讀者類別 (可選多項) Readership (more than one choice allowed):

- 經理 Manager 市場、推廣部人員 Marketing / promotional personnel
 分析員、研究員 Analyst / researcher 教師、大專院校講師 Teaching staff / lecturer
 學生 Student 其他，請註明 Others, please specify _____

訂戶類別 Type of subscriber:

- 機構 Organisation 私人 Individual

你是否願意收到本處其他刊物的推廣資料? Do you want to receive promotional materials of other publications of this department?

- 是 Yes 否 No HKMDS

註：(1) 外地的訂戶暫時無須付上支票，所需郵費將於收到訂購表格後另行通知。

Notes: For mailings to addresses outside Hong Kong, please do not send in a cheque now. The required postage will be advised upon receipt of order.
(2) 訂閱超過一本相同名稱及期號的刊物，請向政府新聞處查詢所需的本地郵費 (電話：(852) 2842 8844 或 (852) 2842 8845，圖文傳真：(852) 2598 7482)。

For subscription to multiple copies per issue with the same title, please consult the Information Services Department about the required local postage. (Tel.: (852) 2842 8844 or (852) 2842 8845, Fax: (852) 2598 7482).

你在表格上提供的資料，只會用作辦理書刊訂購事宜，不會向任何和訂購無關的人士透露。如欲查看或更改所填報的資料，請與政府統計處的資料管理人員聯絡。地址：香港灣仔港灣道十二號灣仔政府大樓二十一樓。

The information provided herein will only be used for processing your order of publications and will not be disclosed to parties which are not involved in the subscription of these publications. You may seek access to or correction of the information by addressing your request to the Data Controlling Officer, Census and Statistics Department, 21/F Wanchai Tower, 12 Harbour Road, Wan Chai, Hong Kong.