

香港統計月刊

Hong Kong Monthly Digest of Statistics

二零零七年七月
July 2007

專題文章
Feature Article

一九九六年至二零零六年綜合社會保障援助計劃的統計數字

Statistics on Comprehensive Social Security Assistance Scheme,
1996 to 2006

**一九九六年至二零零六年
綜合社會保障援助計劃的統計數字
Statistics on Comprehensive Social Security Assistance Scheme,
1996 to 2006**

綜合社會保障援助（綜援）開支在一九九六年至一九九七年度和二零零六年至二零零七年度期間急劇增加。雖然與二零零五年至二零零六年度比較，綜援開支在二零零六年至二零零七年度錄得輕微下跌，但金額仍達 176 億元，是一九九六年至一九九七年度開支的兩倍多。綜援開支佔政府經常開支總額的比率，亦由一九九六年至一九九七年度的 5.0%，上升到二零零六年至二零零七年度的 9.2%。而整體綜援個案數目在一九九六年至二零零六年期間的平均每年增幅為 6.3%。

本文敘述在這段期間綜援計劃下個案及受助人數目的主要變化。

Expenditure on Comprehensive Social Security Assistance (CSSA) increased drastically during 1996-1997 to 2006-2007. Although the CSSA expenditure of 2006-2007 dropped slightly when compared with that of 2005-2006, it still amounted to \$17.6 billion, which is more than two times that of the expenditure in 1996-1997. Its share among total government recurrent expenditure increased from 5.0% in 1996-1997 to 9.2% in 2006-2007. The average growth in total number of cases per annum during 1996 and 2006 is 6.3%.

This article describes the major changes in the number of cases and recipients over this period.

如對本文有任何查詢，請致電社會福利署研究及統計組（電話：2892 5225）。

If you have any enquiries on this article, please call Research and Statistics Section, Social Welfare Department (Tel. : 2892 5225).

一九九六年至二零零六年 綜合社會保障援助計劃的統計數字

Statistics on Comprehensive Social Security Assistance Scheme, 1996 to 2006

1. 引言

1.1 香港社會保障的整體目標，是幫助社會上需要經濟或物質援助的人士，應付基本及特別需要。社會福利署（社署）推行的社會保障制度包括綜合社會保障援助（綜援）計劃、公共福利金計劃、暴力及執法傷亡賠償計劃、交通意外傷亡援助計劃及緊急救濟。

1.2 綜援計劃在一九九三年七月推行，以取代原有的公共援助計劃。這項計劃的目的，是為那些因年老、傷殘、患病、失業、低收入或其他原因而在經濟上無法自給的人士或家庭提供安全網。綜援計劃為這些人士或家庭提供經濟援助，使他們的入息達到一定水平，以應付生活上的基本需要。此外，綜援受助人可在公立醫院或診所免費獲得醫療服務。

1.3 綜援受助長者如符合資格，可參加「綜援長者廣東及福建省養老計劃」，在廣東或福建省養老期間繼續獲發每月標準金額和每年一次的長期個案補助金。

1.4 除綜援外，社署推行的公共福利金計劃包括普通高齡津貼（適合年齡在 65 至 69 歲的長者申請）、高齡高齡津貼（為 70 歲及以上的長者而設）、普通傷殘津貼和高額傷殘津貼。計劃的目的是為未有領取綜援的高齡或嚴重殘疾的香港居民，每月提供現金津貼，以應付因年老或嚴重殘疾而引致的特別需要。申請人無須供款。除普通高齡津貼外，在計劃下發放的津貼均無須申請人接受經濟狀況調查。

1.5 以下的分析會專注綜援方面的情況。

1. Introduction

1.1 The overall objective of social security in Hong Kong is to provide for the basic and special needs of members of the community who are in need of financial or material assistance. The social security system administered by the Social Welfare Department (SWD) comprises Comprehensive Social Security Assistance (CSSA) Scheme, Social Security Allowance Scheme, Criminal and Law Enforcement Injuries Compensation Scheme, Traffic Accident Victims Assistance Scheme and Emergency Relief.

1.2 The CSSA Scheme was introduced in July 1993, replacing the former Public Assistance Scheme. It is designed to provide a safety net for individuals or families who cannot support themselves financially for various reasons such as old age, disability, illness, unemployment and low earnings. The CSSA Scheme provides financial assistance to bring the income of such individuals or families up to a prescribed level to meet their basic needs. In addition, all CSSA recipients are entitled to free medical treatment at public hospitals or clinics.

1.3 Elderly CSSA recipients meeting the prescribed criteria can choose to join the Portable CSSA (PCSSA) Scheme under which they are allowed to continue to receive their monthly standard rate payment and annual long-term supplement when they are taking up permanent residence in Guangdong or Fujian.

1.4 Apart from the CSSA Scheme, the Social Security Allowance Scheme administered by SWD covers Normal Old Age Allowance (applicable to those aged 65 - 69), Higher Old Age Allowance (applicable to those aged 70 and over), Normal Disability Allowance and Higher Disability Allowance. The Scheme aims at providing a monthly allowance for those elderly or severely disabled Hong Kong residents not receiving CSSA to meet special needs arising from old age or disability. The Scheme is non-contributory. Except for the Normal Old Age Allowance, the allowances paid under the Scheme are non-means-tested.

1.5 The following analyses focus on the CSSA Scheme.

2. 綜援統計數字概覽

2.1 綜援計劃無須受助人供款，但申請人必須接受經濟狀況審查，並須是香港居民。他們須符合計劃的居港規定。不過，如個案情況特殊，社會福利署署長可酌情豁免有關的居港規定。此外，身體健全而有能力全職工作的失業或兼職人士，本身必須積極求職及參加自力更生支援計劃，才符合領取綜援的資格。

2.2 申領綜援的人士必須以「家庭」作為申請單位。「家庭」包括申請人及與其同住及共用家庭設施的成員。在評估申領資格和計算援助金額時，社署同樣以家庭作為「評核單位」（即個案），並考慮整個家庭的資源和需要。一宗個案中可有數名成員，不一定是所有家庭成員均合乎領取綜援資格的。

個案數目

2.3 在綜援計劃下，個案可指個別人士或一個家庭。個案的分類是基於一套既定準則，參考個案中合資格成員的資料後，依據其申領綜援的主要原因而分類。截至二零零六年底止，綜援個案總數有 295 333 宗，較一九九六年增加 84.8%。在這段期間，個案數目的平均每年增幅為 6.3%。表一載列一九九六年至二零零六年綜援個案的分類統計數字。

2. Overview of CSSA Statistics

2.1 The CSSA Scheme is non-contributory and means-tested. Applicants must be Hong Kong residents. They are required to satisfy the residence requirements under the Scheme although the Director of Social Welfare may exercise discretion to waive these requirements in exceptional circumstances. In addition, able-bodied adults who are unemployed or working part-time but available for full-time work are required to actively seek work and participate in the Support for Self-reliance (SFS) Scheme as a condition of receiving assistance.

2.2 The application for CSSA is on a “family” basis. The “family” includes the applicant and his/her family member(s) living together and making common provision for essentials for living. SWD considers the whole family as the “assessment unit” (i.e. case) in assessing the eligibility and its resources and needs to derive the amount of assistance payable. A case may consist of more than one member and it is possible that not all of the family members are eligible for receiving CSSA.

Caseload

2.3 Under the CSSA Scheme, a case may refer to a single person or a family. The category of a case is classified according to the principal reason of application under a set of rules and criteria which makes reference to the particulars of the eligible member(s) in the case. As at the end of 2006, total number of CSSA cases amounted to 295 333, representing an increase of 84.8% over that in 1996. The average growth in the number of cases per annum over the years is 6.3%. Table 1 provides statistics on number of CSSA cases by category of case from 1996 to 2006.

表一 一九九六年至二零零六年綜援個案的分類數目
Table 1 Number of CSSA cases by category of case, 1996 to 2006

個案類別 Case category	1996	1997	1998	1999	2000	2001	2002	2003	2004	2005	2006	平均每年 增幅 Average growth per annum
年老 Old age	95 104 (59.5%)	109 150 (58.4%)	121 778 (53.5%)	133 613 (57.9%)	134 230 (58.9%)	138 232 (57.2%)	142 762 (53.6%)	147 032 (50.7%)	149 821 (50.7%)	151 934 (51.0%)	152 507 (51.6%)	4.8%
永久性殘疾 Permanent disability	11 407 (7.1%)	12 801 (6.8%)	14 932 (6.6%)	11 732 (5.1%)	12 243 (5.4%)	13 522 (5.6%)	14 717 (5.5%)	15 697 (5.4%)	16 764 (5.7%)	17 482 (5.9%)	17 989 (6.1%)	4.7%
健康欠佳 Ill health	17 217 (10.8%)	20 438 (10.9%)	25 089 (11.0%)	19 946 (8.6%)	19 800 (8.7%)	19 705 (8.2%)	20 874 (7.8%)	22 198 (7.6%)	23 201 (7.8%)	23 962 (8.0%)	24 301 (8.2%)	3.5%
單親 Single parent	12 340 (7.7%)	15 849 (8.5%)	24 595 (10.8%)	25 476 (11.0%)	25 902 (11.4%)	28 504 (11.8%)	33 156 (12.4%)	37 301 (12.9%)	39 536 (13.4%)	39 755 (13.3%)	38 449 (13.0%)	12.0%
低收入 Low earnings	2 871 (1.8%)	4 148 (2.2%)	7 348 (3.2%)	8 008 (3.5%)	8 432 (3.7%)	9 008 (3.7%)	10 607 (4.0%)	13 534 (4.7%)	16 176 (5.5%)	18 089 (6.1%)	18 257 (6.2%)	20.3%
失業 Unemployment	14 185 (8.9%)	16 976 (9.1%)	30 290 (13.3%)	28 085 (12.2%)	23 573 (10.3%)	28 886 (12.0%)	40 513 (15.2%)	50 118 (17.3%)	45 231 (15.3%)	41 436 (13.9%)	37 819 (12.8%)	10.3%
其他 Others	6 713 (4.2%)	7 570 (4.0%)	3 422 (1.5%)	3 821 (1.7%)	3 880 (1.7%)	3 816 (1.6%)	3 942 (1.5%)	4 326 (1.5%)	4 965 (1.7%)	5 353 (1.8%)	6 011 (2.0%)	-1.1%
總計 Total	159 837 (100.0%)	186 932 (100.0%)	227 454 (100.0%)	230 681 (100.0%)	228 060 (100.0%)	241 673 (100.0%)	266 571 (100.0%)	290 206 (100.0%)	295 694 (100.0%)	298 011 (100.0%)	295 333 (100.0%)	6.3%

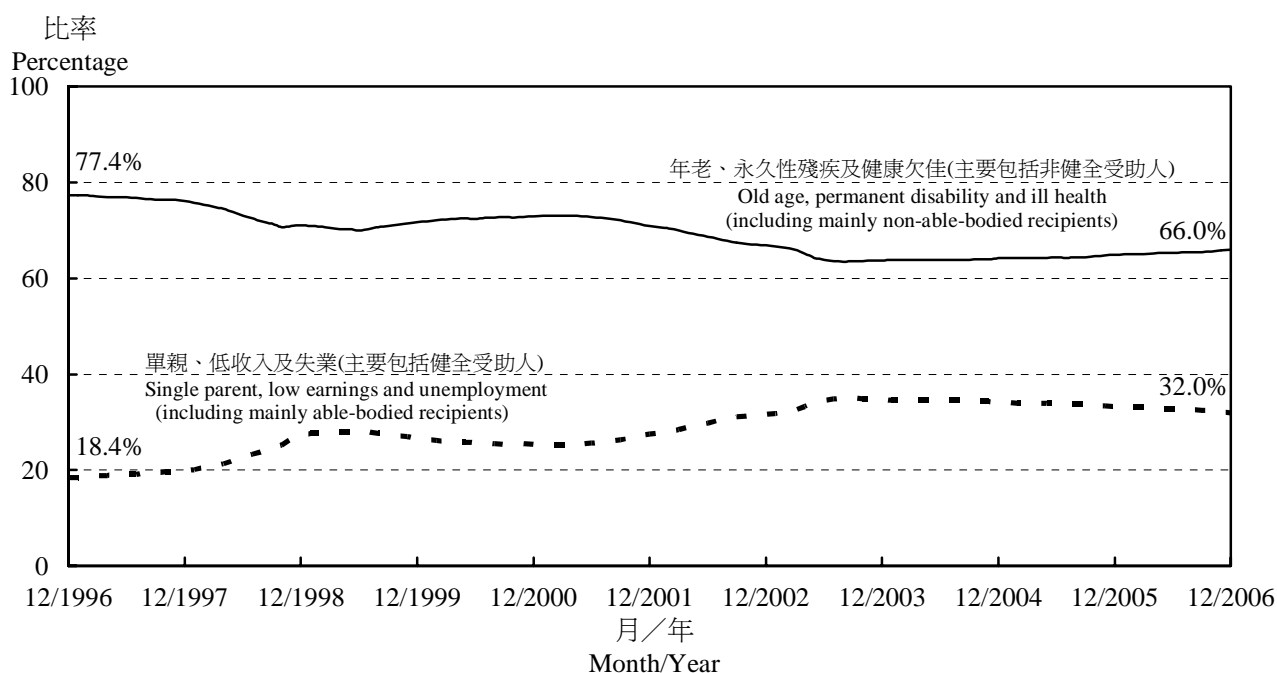
註釋：(1) 表中數字指有關年度年底數字。
(2) 括號內數字代表佔總計的百分率。

Notes: (1) Figures are as at end of the year.
(2) Percentages in brackets denote proportions to totals.

2.4 按個案類別分析，年老、永久性殘疾和健康欠佳的個案，佔二零零六年年底個案總數的 66.0%。一九九六年的比率則為 77.4%。另一方面，失業、單親和低收入個案的比率則分別由一九九六年的 8.9%、7.7% 及 1.8%，上升至二零零六年的 12.8%、13.0% 及 6.2%。換言之，在同期間主要涉及就業年齡健全受助人的個案比率，已由 18.4% 攀升至 32.0%。這反映涉及健全成人的綜援個案的增長率遠超於其他類別的個案。（圖一）

2.4 Analysed by case category, cases under old age, permanent disability and ill health categories accounted for 66.0% of the total caseload as at end-2006, compared with 77.4% in 1996. On the other hand, the unemployment, single parent and low earnings cases rose from 8.9%, 7.7% and 1.8% of the total caseload in 1996 to 12.8%, 13.0% and 6.2% respectively of the total caseload in 2006. In other words, the proportion of cases involving mainly able-bodied recipients of working age rose from 18.4% to 32.0% during the period. This indicates that CSSA cases involving able-bodied adults have been increasing at a much faster rate than other categories of cases. (Chart 1)

圖一 一九九六年 二月至二零零六年 二月個案類別佔整體綜援個案數目的比率
Chart 1 Case category as a percentage of total CSSA cases, December 1996 to December 2006



受助人

2.5 截至二零零六年年底的 295 333 宗綜援個案中，共有 521 611 名受助人，較一九九六年增加 133.5%。按年齡分析，60 歲及以上的受助人（在綜援計劃下這些人士被視為長者）佔整體受助人的比率為 36.0%，而在一九九六年則為 48.8%。雖然長者受助人佔整體綜援受助人的比率下降，但長者受助人佔整體 60 歲及以上的人口總數由一九九六年年底的 11.7% 上升至二零零六年年底的 16.7%。另一方面，60 歲以下的受助人迅速增加，除佔整體受助人的比率顯著上升外（從一九九六年的 51.2% 上升至二零零六年的 64.0%），佔同一年齡組別人口的比率，亦由 2.1% 上升至 5.8%。表二列出綜援受助人在一九九六年至二零零六年間按年齡組別劃分的數字。

Recipients

2.5 Among the 295 333 CSSA cases as at end-2006, there were 521 611 recipients, representing an increase of 133.5% when compared with 1996. Analysed by age, the proportion of recipients aged 60 and over (regarded as elderly persons under the CSSA Scheme) was 36.0%, compared with 48.8% in 1996. Despite the decrease in proportion of elderly recipients among all CSSA recipients, the percentage of elderly recipients to the whole population aged 60 and over increased from 11.7% as at end-1996 to 16.7% as at end-2006. On the other hand, the number of recipients aged under 60 increased rapidly, reflected not only in the noticeable increase in their proportion amongst CSSA recipients (from 51.2% in 1996 to 64.0% in 2006), but also the percentage to total population of the same age group, from 2.1% to 5.8%. Table 2 provides statistics on number of CSSA recipients by age group during 1996 to 2006.

表二 一九九六年至二零零六年按年齡組別劃分的綜援受助人數目
Table 2 Number of CSSA recipients by age group, 1996 to 2006

年齡組別 Age group	1996	1997	1998	1999	2000	2001	2002	2003	2004	2005	2006
15歲以下 Below 15	44 453 (19.9%)	57 694 (20.4%)	84 064 (22.8%)	84 964 (22.6%)	81 014 (22.2%)	88 978 (22.4%)	106 680 (22.9%)	118 864 (22.8%)	121 762 (22.5%)	116 777 (21.6%)	107 970 (20.7%)
15歲至59歲 15 - 59	69 919 (31.3%)	94 007 (33.3%)	136 410 (37.0%)	138 741 (36.8%)	130 704 (35.8%)	148 536 (37.4%)	189 736 (40.6%)	224 339 (42.9%)	235 447 (43.4%)	235 494 (43.6%)	225 865 (43.3%)
60歲及以上 60 and over	109 012 (48.8%)	130 922 (46.3%)	148 149 (40.2%)	152 802 (40.6%)	153 467 (42.0%)	159 954 (40.2%)	170 452 (36.5%)	179 253 (34.3%)	184 808 (34.1%)	187 692 (34.8%)	187 776 (36.0%)
總計 Total	223 384 (100.0%)	282 623 (100.0%)	368 623 (100.0%)	376 507 (100.0%)	365 185 (100.0%)	397 468 (100.0%)	466 868 (100.0%)	522 456 (100.0%)	542 017 (100.0%)	539 963 (100.0%)	521 611 (100.0%)

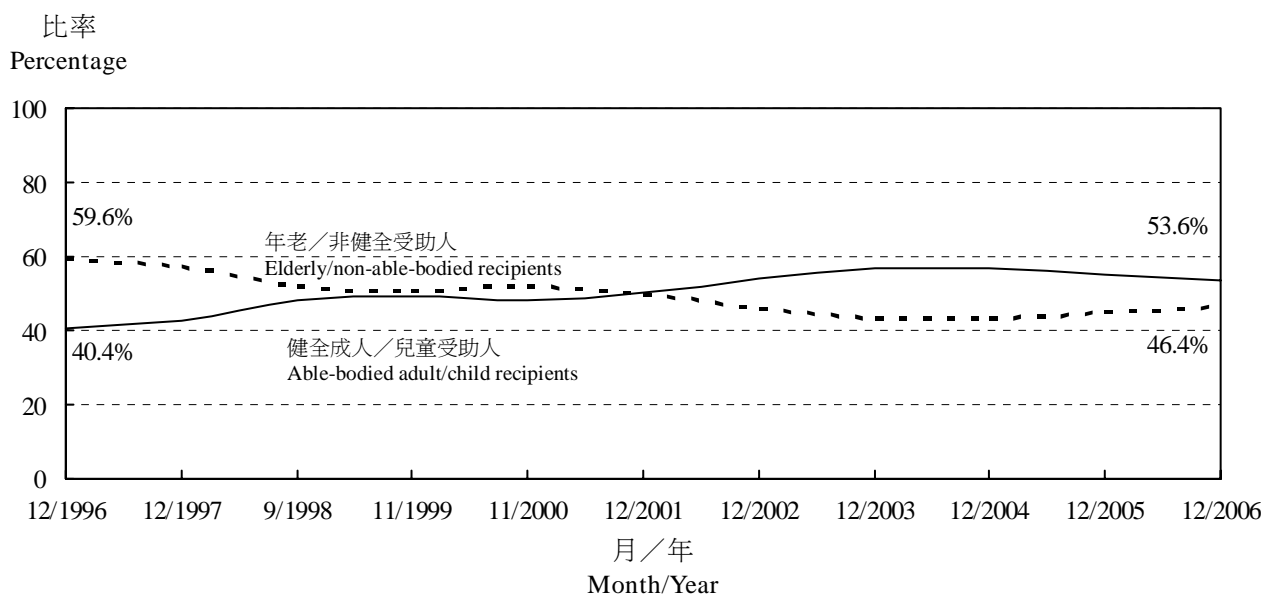
註釋：(1) 表中數字指有關年度年底數字，包括所有綜援個案中接受援助的人數。
(2) 括號內數字代表佔總計的百分率。

Notes: (1) Figures are as at end of the year, which include CSSA recipients among all CSSA cases.
(2) Percentages in brackets denote proportions to totals.

2.6 在一九九六年，年老／非健全人士佔綜援受助人總數的 59.6%。這個比例持續下跌至二零零三年時的 43.3%。自始，這個比例大致維持穩定。在二零零六年，這個比率為 46.4%。另一方面，由於涉及健全受助人的多為家庭個案(即包括超過一位受助人)及其數目持續上升，健全受助人佔受助人總數的比率已由二零零一年開始超過一半。在二零零六年，這個比率為 53.6%。(圖二)

2.6 In 1996, 59.6% of CSSA recipients were elderly/non-able-bodied recipients. The proportion decreased steadily to 43.3% in 2003. Since then, the proportion remained more or less stable. In 2006, the percentage was 46.4%. On the other hand, resulting from the increasing proportion of CSSA cases involving mainly able-bodied recipients which are mostly family cases (i.e. consisting of more than one eligible member), the proportion of able-bodied adult/child recipients began taking up larger share as from 2001. In 2006, the percentage was 53.6%. (Chart 2)

圖二 一九九六年 二月至二零零六年 二月綜援受助人類別佔整體受助人數目的比率
Chart 2 Recipient category as a percentage of total CSSA recipients, December 1996 to December 2006

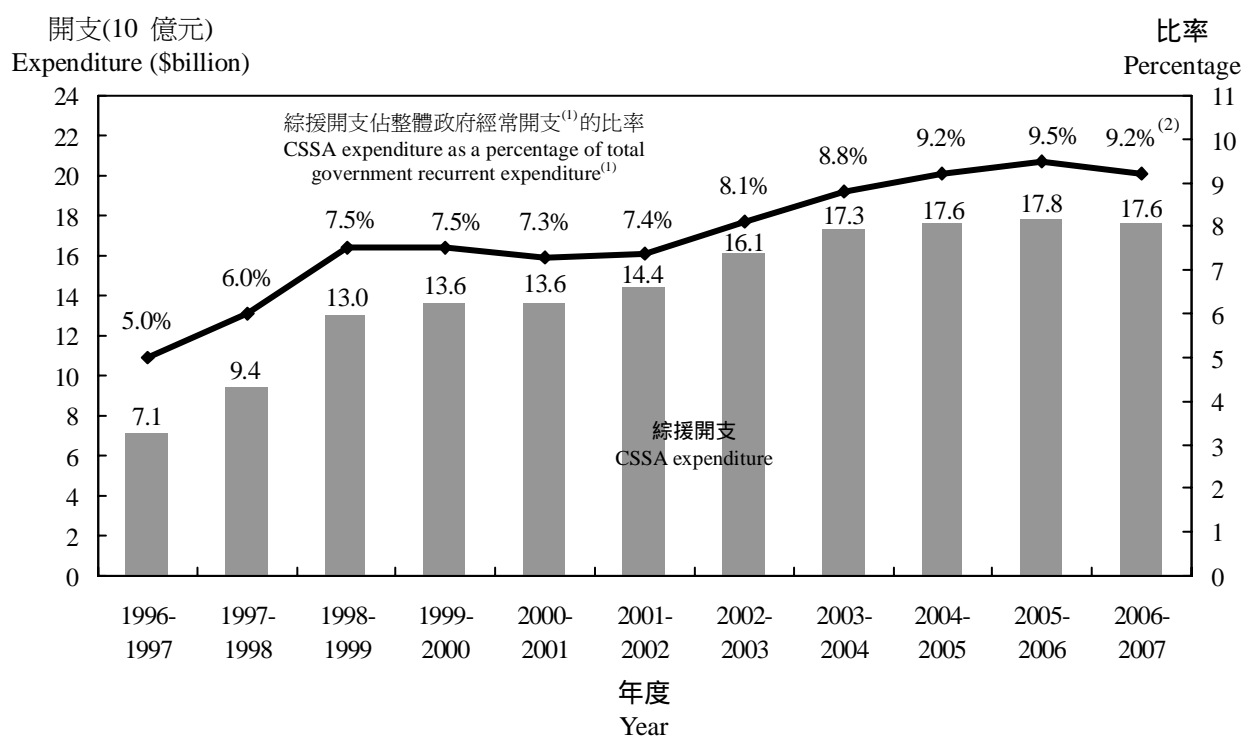


2.7 綜援開支在一九九六年至一九九七年度和二零零六年至二零零七年度期間急劇增加。雖然與二零零五年至二零零六年度比較，綜援開支在二零零六年至二零零七年度錄得輕微下跌，但金額仍達 176 億元，是一九九六年至一九九七年度開支的兩倍多。綜援開支佔政府經常開支總額的比率，亦由一九九六年至一九九七年度的 5.0%，上升到二零零六年至二零零七年度的 9.2%。（圖三）

2.7 CSSA expenditure increased drastically during 1996-1997 to 2006-2007. Although the CSSA expenditure of 2006-2007 dropped slightly when compared with that of 2005-2006, it still amounted to \$17.6 billion, which is more than two times that of 1996-1997. Its share in total government recurrent expenditure increased from 5.0% in 1996-1997 to 9.2% in 2006-2007. (Chart 3)

圖三 一九九六年／一九九七年度至二零零六年／二零零七年度綜援開支對比整體政府經常開支

Chart 3 CSSA expenditure compared to total government recurrent expenditure, 1996-1997 to 2006-2007



註釋：(1) 所採用的二零零零至二零零一年度前的政府經常開支總數為經調整數字，即包括前市政局／區域市政局及獎券基金的撥款。

(2) 計算有關二零零六至二零零七年度比率所用的政府經常開支總數是修訂預算數字。

Notes：(1) The total government recurrent expenditures adopted for calculation before 2000-2001 are figures with alignment i.e. with the provision for ex-Urban Council/Regional Council and Lotteries Fund included.

(2) In compiling the percentage in 2006-2007, figure on total government recurrent expenditure refers to that in the revised estimates.

3. 主要個案類別的統計數字

年老個案

3.1 截至二零零六年年底，在各類個案中，年老個案所佔比率為總數的 51.6%。其中大多數年老個案屬單身個案（74.4%）。

3.2 如上文所述，綜援個案是根據申領綜援的主要原因而分類，而每宗個案可包括多於一位受助人（合資格家庭成員）。因此，年老個案可包括申請人的非年長（六十歲以下）家庭成員。一個值得留意的現象是單身個案佔年老個案總數的比率從一九九六年的 87.6% 下降至二零零六年的 74.4%。而與此同時，非年長受助人佔年老個案受助人總數的比率則有明顯上升趨勢，從一九九六年的 5.0% 上升至二零零六年的 15.1%。

3.3 按住屋類別分析，54.1% 的年老個案中的受助人居於公共房屋，27.8% 居於各類住宿院舍，而其他則居於私人房屋及其他類型的房屋。至於「綜援長者廣東及福建省養老計劃」的個案則有 3 211 宗。

失業個案

3.4 在一九九六年至一九九八年間，不論經濟狀況如何，失業個案都呈持續上升趨勢。在一九九六年及一九九七年經濟蓬勃發展，失業率下降的情況下，失業個案卻有增無減。失業個案數目由一九九六年年底的 14 185 宗，增加至一九九八年的 30 290 宗，佔綜援個案總數的比率，則由 8.9% 上升至 13.3%。

3. Statistics on Major Case Categories

Old age cases

3.1 Among various case categories, old age cases accounted for 51.6% of the total number of cases as at end-2006. Most of the old age cases were single person cases (74.4%).

3.2 As stated above, a CSSA case is classified according to the principal reason of applying for CSSA and a case may consist of more than one recipient (eligible member). As such, an old age case may include family member(s) of the applicant who is/are non-elderly person(s) (aged below 60). A noteworthy observation is that single person cases under the old age category decreased from 87.6% in 1996 to 74.4% in 2006 whereas a trend is noted in the increasing proportion of non-elderly recipients under the old age category. The percentage in 2006 was 15.1%, increased from 5.0% in 1996.

3.3 Analysed by type of housing, among old age cases 54.1% of the recipients were living in public housing, 27.8% in residential institutions, and the rest were living in private housing and other types of housing. There were 3 211 cases under the PCSSA Scheme.

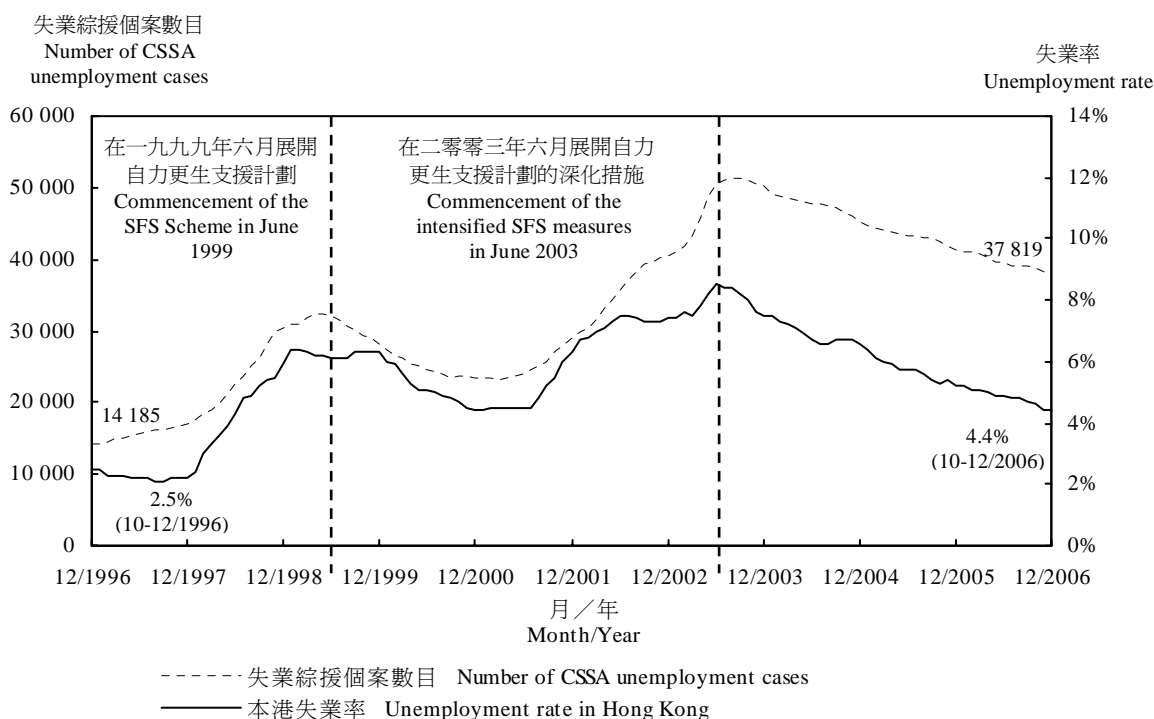
Unemployment cases

3.4 Between 1996 and 1998, regardless of the economic situation, there was an upward trend in unemployment cases. Even when the economy was buoyant and the unemployment rates dropped, the upward trend continued unabated in 1996 and 1997. The number of unemployment cases increased from 14 185 as at end-1996 to 30 290 in 1998 and the percentage to total number of CSSA cases increased from 8.9% to 13.3%.

3.5 自社署首次在一九九九年六月推出自力更生支援計劃，失業個案數目即由一九九九年六月的 32 113 宗，開始下跌至二零零零年年底的 23 573 宗。但是，計劃推行二十二個月後（一九九九年六月至二零零一年三月），失業個案數目於二零零一年四月開始掉頭回升，於二零零三年五月更到達 48 789 宗新高。與二零零一年三月低位（23 250 宗）時比較，升幅高達 109.8%。自社署在二零零三年六月推出自力更生支援計劃的深化措施後，失業個案數目上升的速率於二零零三年六月至九月期間即迅速下降，個案數目亦自二零零三年十月起持續下降。截至二零零六年十二月，失業個案數目下跌至 37 819 宗。（圖四）

3.5 As from June 1999 when the SFS Scheme was first introduced, the number of CSSA unemployment cases began to drop from 32 113 in June 1999 to 23 573 in end-2000. However, after the SFS Scheme had been implemented for 22 months (June 1999 to March 2001), unemployment cases reverted to an increase as from April 2001. Up to May 2003, unemployment cases reached a peak of 48 789 cases which was increased by 109.8% compared with the trough (23 250 cases) recorded in March 2001. With the introduction of the intensified SFS measures in June 2003, there was a rapid deceleration in the rate of increase in unemployment cases during June to September 2003 and the number of cases also started to decline as from October 2003. As at December 2006, unemployment cases fell to 37 819. (Chart 4)

圖四 一九九六年 二月至二零零六年 二月失業綜援個案數目及本港失業率
Chart 4 Number of CSSA unemployment cases and unemployment rate in Hong Kong, December 1996 to December 2006



註釋：(1) 失業綜援個案數目是指有關月份月底數目。
 (2) 月份的失業率數字是指以該月份為止的過去三個月經季節性調整的失業率數字。

Notes: (1) CSSA unemployment cases refer to the number as at the end of the given month.
 (2) The unemployment rate pertaining to the given month is the seasonally adjusted unemployment rate for the three-month period ending that month.

3.6 在二零零六年年底失業個案中，46.3%屬於單身個案。失業受助人中 66.4%是男性。76.8% 年齡介乎 40 至 59 歲之間¹。失業受助人領取綜援年期的中位數為 3.7 年。60.5%的受助人已領取綜援超過三年。（表三和表四）

3.6 Of the unemployment cases as at end-2006, 46.3% were single person cases. Some 66.4% of the unemployed recipients were male. 76.8% were in their forties and fifties¹. Analysed by duration of stay on CSSA, the median length of receiving CSSA of unemployed recipients was 3.7 years. Some 60.5% of the recipients had been receiving CSSA for more than three years. (Table 3 and Table 4)

表三 二零零六年年底按合資格家庭成員人數劃分的失業個案百分率分布
Table 3 Percentage distribution of unemployment cases by number of eligible members as at end-2006

合資格家庭成員人數 Number of eligible members	失業個案的百分率 % of unemployment cases
1	46.3%
2	11.9%
3	14.2%
4	16.0%
5	7.8%
6 及以上 6 and above	3.8%
總計 Total	100.0%

表四 二零零六年年底按性別及年齡組別劃分的失業受助人百分率分布
Table 4 Percentage distribution of unemployed CSSA recipients by sex and age group as at end-2006

年齡組別 Age group	失業受助人的百分率 % of unemployed CSSA recipients		
	男 Male	女 Female	總計 Total
30 歲以下 Below 30	7.4%	4.3%	11.7%
30 歲至 39 歲 30 - 39	8.1%	3.4%	11.5%
40 歲至 49 歲 40 - 49	19.2%	11.8%	31.0%
50 歲至 59 歲 50 - 59	31.7%	14.0%	45.7%
總計 Total	66.4%	33.6%	100.0%
年齡中位數 (歲) Median age (years)	49	48	49

¹ 在綜援計劃下，失業受助人當年齡達六十歲便轉為長者受助人。

¹ Under the CSSA Scheme, unemployed recipients when reaching the age of 60 are regarded as elderly recipients.

單親個案

3.7 單親個案在同期錄得相對較大的升幅，數目由一九九六年年底的 12 340 宗，增至二零零六年年底的 38 449 宗，增幅達 211.6%。

3.8 在二零零六年年底的個案中，有超過 86% 涉及小家庭，成員包括單親家長和一至兩名子女。單親個案領取綜援年期的中位數為 4.5 年。44.3% 的個案已領取綜援超過五年。72.1% 個案沒有其他收入而完全倚賴綜援。至於有收入個案方面，主要收入來源包括就業薪金及贍養費。（表五）

Single parent cases

3.7 The single parent cases registered a disproportionate increase in the same period. The number of these cases rose from 12 340 as at end-1996 to 38 449 at end-2006, an increase of 211.6%.

3.8 Of the cases as at end-2006, over 86% were small families, comprising one parent and one or two children. Analysed by duration of stay on CSSA, the median length of receiving CSSA of single parent cases was 4.5 years. Some 44.3% of the cases have been receiving CSSA for more than five years. Some 72.1% of cases were relying entirely on CSSA (i.e. did not have other income). As regards those cases with income, the major sources of income include employment income and maintenance payment. (Table 5)

表五 二零零六年年底按合資格家庭成員人數及領取綜援年期劃分的單親個案百分率分布

Table 5 Percentage distribution of single parent cases by number of eligible members and duration of stay on CSSA as at end-2006

領取綜援年期 Duration of stay on CSSA	合資格家庭成員人數 Number of eligible members					總計 Total
	2	3	4	5	6 及以上 6 and above	
1 年及以下 1 year and below	5.6%	3.1%	0.6%	0.1%	§	9.4%
1 年以上至 3 年 More than 1 year - 3 years	11.1%	8.0%	1.9%	0.3%	0.1%	21.4%
3 年以上至 5 年 More than 3 years - 5 years	11.7%	9.9%	2.7%	0.5%	0.1%	24.9%
5 年以上至 10 年 More than 5 years - 10 years	14.1%	14.0%	4.4%	0.9%	0.2%	33.7%
10 年以上 More than 10 years	4.7%	4.1%	1.4%	0.3%	0.1%	10.6%
總計 Total	47.2%	39.2%	11.0%	2.2%	0.5%	100.0%

註釋：§ 少於 0.05%

Note：§ Less than 0.05%

3.9 至於單親家長受助人方面，83.3% 是女性，大多數年齡介乎 30 至 49 歲之間（表六）。64.1% 的受助人已經離婚或分居，14.3% 的受助人為已婚／同居而其配偶並不與其同住，17.4% 受助人已喪偶，至於從未結婚而有子女的單親家長百分率為 4.2%。在已婚／同居的單身單親家長中，56.3% 的配偶是在內地居住。（表七和表八）

3.9 As regards the single parent recipients, some 83.3% of the single parents were females, mostly in their thirties and forties (Table 6). 64.1% of them were divorced/separated, 14.3% were married/cohabited with spouses living elsewhere, and 17.4% were widowed. The percentage of those never married and have dependant child(ren) was 4.2%. Of the married/cohabited single parents, 56.3% of their spouse were living in the Mainland. (Table 7 and Table 8)

表六 二零零六年年底按性別及年齡組別劃分的單親家長受助人百分率分布
Table 6 Percentage distribution of single parent CSSA recipients by sex and age group as at end-2006

年齡組別 Age group	單親家長受助人的百分率 % of single parent CSSA recipients		總計 Total
	男 Male	女 Female	
30 歲以下 Below 30	0.4%	5.9%	6.3%
30 歲至 39 歲 30 - 39	2.9%	30.5%	33.4%
40 歲至 49 歲 40 - 49	6.7%	38.9%	45.6%
50 歲至 59 歲 50 - 59	4.8%	7.6%	12.4%
60 歲及以上 60 and over	2.0%	0.4%	2.4%
總計 Total	16.7%	83.3%	100.0%
年齡中位數（歲） Median age (years)	48	41	42

表七 二零零六年年底按性別及婚姻狀況劃分的單親家長受助人百分率分布
Table 7 Percentage distribution of single parent CSSA recipients by sex and marital status as at end-2006

婚姻狀況 Marital status	單親家長受助人的百分率 % of single parent CSSA recipients		總計 Total
	男 Male	女 Female	
從未結婚 Never married	0.4%	3.9%	4.2%
已婚／同居 Married/Cohabited	6.3%	8.0%	14.3%
離婚／分居 Divorced/Separated	8.7%	55.4%	64.1%
喪偶 Widowed	1.3%	16.1%	17.4%
總計 Total	16.7%	83.3%	100.0%

表八 二零零六年年底按性別及配偶居住地方劃分的已婚／同居單親家長受助人百分率分布

Table 8 Percentage distribution of married/cohabited single parent CSSA recipients by sex and whereabouts of spouse as at end-2006

配偶居住地方 Whereabouts of spouse	單親家長受助人的百分率 % of single parent CSSA recipients		
	男 Male	女 Female	總計 Total
在香港的其他地方居住 Living elsewhere in Hong Kong	8.4%	29.4%	37.8%
在內地居住 Living in the Mainland	34.6%	21.7%	56.3%
在香港及內地以外的地方居住 Living in places outside Hong Kong and the Mainland	1.4%	4.5%	5.9%
總計 Total	44.4%	55.6%	100.0%

3.10 在單親家長受助人中，17.3%有受僱收入。相對於沒有受僱收入的單親家長而言，有受僱收入的單親家長有較年長的子女。（表九）

3.10 Among the single parent recipients, 17.3% were receiving employment income. Comparatively, single parents with employment income were having elder children than those who did not have employment income. (Table 9)

表九 二零零六年年底按是否有受僱收入及家庭中最年幼子女的年齡劃分的單親家長受助人百分率分布

Table 9 Percentage distribution of single parent CSSA recipients by whether with employment income and age of the youngest child as at end-2006

最年幼子女的年齡 Age of the youngest child	單親家長受助人的百分率 % of single parent CSSA recipients		
	有受僱收入 With employment income	沒有受僱收入 Without employment income	總計 Total
10歲以下 Below 10	3.2%	41.2%	44.4%
10歲至14歲 10 - 14	7.8%	32.1%	39.9%
15歲及以上 15 and over	6.4%	9.3%	15.7%
總計 Total	17.3%	82.7%	100.0%

低收入個案

3.11 在二零零六年年底共有 18 257 宗低收入個案。差不多所有低收入個案均為家庭個案並涉及最少兩位受助人。69.7%的個案已領取綜援超過三年。

3.12 在所有低收入受助人²中，53.2%是男性。男性及女性低收入受助人的年齡中位數均為 43。他們在二零零六年十二月的受僱收入中位數為 \$4,700，而每月工作時間中位數為 204 小時。

4. 新來港定居綜援受助人土的統計數字³

4.1 領取綜援的新來港人士，由一九九九年一月的 43 218 人增至二零零四年十二月月的 72 816 人，之後逐漸下跌至二零零六年十二月月的 47 732 人。期間的升幅為 10.4%。而涉及新來港定居受助人的個案則由一九九九年一月的 23 140 宗增至二零零四年十二月月的 41 571 宗，再下跌至二零零六年十二月月的 31 952 宗。期間的升幅為 38.1%。在二零零六年十二月的主要個案類別包括單親（26.9%）、年老（23.8%）及失業（17.5%）。（表十）

Low earnings cases

3.11 There were 18 257 low earnings cases as at end-2006. Nearly all the low earnings cases were family cases having at least two recipients. 69.7% of them were on CSSA for more than three years.

3.12 Among all low earning recipients², 53.2% were male. The median age for both male and female low earning recipients was 43. The median employment income in December 2006 was \$4,700 whereas the median monthly working hour was 204.

4. Statistics on New Arrival CSSA Recipients³

4.1 The number of new arrival CSSA recipients increased from 43 218 in January 1999 to 72 816 in December 2004 and then decreased gradually to 47 732 in December 2006. Over the period, there was on the whole a rise of 10.4%. As for the number of cases involving new arrivals, the number of cases increased from 23 140 in January 1999 to 41 571 in December 2004 and then decreased to 31 952 in December 2006, representing an increase of 38.1% over the period. Major case categories as at December 2006 were single parent (26.9%), old age (23.8%) and unemployment (17.5%). (Table 10)

² 低收入受助人是指健全綜援受助人每月有不少於\$1,435的受僱收入。

³ 新來港定居受助人是指居港少於七年人士。其中可能包括從內地以外地方新來港的人士，但以從內地新來港人士佔絕大多數。

² Low earning recipients refer to those CSSA able-bodied recipients with employment earning no less than \$1,435 a month.

³ New arrival CSSA recipients refer to those who have resided in Hong Kong for less than seven years. They may include non-Mainlanders, though the great majority are new arrivals from the Mainland.

表 一九九九年一月至二零零六年 二月新來港定居少於七年的綜援受助人及所涉及的綜援個案

Table 10 New arrival CSSA recipients having resided in Hong Kong for less than 7 years and CSSA cases involved, January 1999 to December 2006

	新來港定居 少於七年的 綜援受助人 New arrival recipients having resided in Hong Kong for less than 7 years	綜援個 案數目 CSSA cases	涉及新來港定居少於七年受助人的綜援個案 CSSA cases with new arrival recipients having resided in Hong Kong for less than 7 years							總計 Total
			按個案類別劃分的百分比 Percentage distribution by category of case							
			年老 Old age	永久性殘疾 Permanent disability	健康欠佳 Ill health	單親 Single parent	低收入 Low earnings	失業 Unemploy- ment	其他 Others	
一九九九年一月 ⁽¹⁾ January 1999 ⁽¹⁾	43 218	23 140	19.6%	2.8%	11.8%	30.3%	13.1%	20.4%	2.0%	100.0%
一九九九年十二月 December 1999	46 198	24 265	22.2%	2.8%	11.3%	28.7%	13.3%	19.1%	2.6%	100.0%
二零零零年十二月 December 2000	48 824	24 615	26.2%	3.3%	11.5%	26.5%	14.0%	15.7%	2.8%	100.0%
二零零一年十二月 December 2001	58 576	29 124	28.5%	3.7%	10.5%	25.1%	13.0%	16.9%	2.3%	100.0%
二零零二年十二月 December 2002	69 345	36 023	27.2%	3.4%	9.5%	24.2%	12.3%	21.5%	2.0%	100.0%
二零零三年十二月 December 2003	71 927	40 510	26.4%	3.1%	8.5%	23.2%	12.8%	24.1%	2.1%	100.0%
二零零四年十二月 December 2004	72 816	41 571	25.6%	3.1%	8.4%	24.4%	13.9%	21.9%	2.8%	100.0%
二零零五年十二月 December 2005	60 178	37 454	24.1%	3.1%	8.1%	26.2%	15.1%	19.8%	3.5%	100.0%
二零零六年十二月 December 2006	47 732	31 952	23.8%	3.1%	7.9%	26.9%	15.9%	17.5%	4.8%	100.0%

註釋：(1) 有關新來港定居綜援受助人的統計數字是由一九九九年一月開始定期收集。

Note: (1) Statistics on new arrival CSSA recipients are regularly collected starting from January 1999.

5. 援助金額的統計數字

5.1 過去多年，綜援金額均有調整。主要是由於實行政策檢討的建議而作出的實質增加，以及經參考有關價格指數所反映綜援住戶所面對的物價變動後作出的調整。表十一載列按合資格家庭成員人數劃分的平均每月綜援金額的統計數字。

5. Statistics on the Amount of Assistance

5.1 Over the years, there were changes in CSSA payments. The changes were mainly due to real increases arising from recommendations of policy reviews and adjustments of payment rates to take into account the impact of price changes on CSSA households as reflected by relevant price indices. Table 11 provides statistics on average monthly CSSA payments by number of eligible member.

表 一 一九九六年 / 一九九七年度至二零零六年 / 二零零七年度按合資格家庭成員人數劃分的平均每月綜援金額

Table 11 Average monthly CSSA payments by number of eligible member, 1996-1997 to 2006-2007

	\$ 港元										
合資格家庭成員人數 Number of eligible member	1996-1997	1997-1998	1998-1999	1999-2000	2000-2001	2001-2002	2002-2003	2003-2004	2004-2005	2005-2006	2006-2007
1	3,045	3,312	3,702	3,746	3,854	3,778	3,751	3,623	3,503	3,477	3,487
2	5,232	5,698	6,334	6,253	6,282	6,319	6,262	5,982	5,817	5,798	5,798
3	7,948	8,533	8,970	8,387	8,588	8,482	8,342	7,831	7,727	7,779	7,809
4	10,035	10,812	11,050	10,083	10,199	10,015	9,783	9,178	9,068	9,172	9,236
5	11,926	13,054	13,348	11,614	11,946	11,587	11,427	10,827	10,756	10,896	10,968
6 及以上 6 and above	15,134	16,347	16,835	14,535	14,637	14,368	14,228	13,483	13,430	13,646	13,771

註釋：(1) 以上數字以除綜援金額外，綜援家庭完全沒有收入計算。
(2) 當分析以上數字時，須注意的是綜援金額的調整未必在財政年度開始時立即實施，故此在同一財政年度可包括不同的綜援金額。所以每年度的平均綜援金額統計數字是受到年度內生效的不同綜援金額所影響。

Notes: (1) The above figures refer to those when CSSA families do not have income other than CSSA payment.
(2) When interpreting the above statistics, care should be taken to note that adjustments of CSSA payment rates might not be effected starting from the beginning of a financial year, i.e. not a single payment schedule was adopted throughout a financial year. Statistics on averages are therefore subject to the effects of different sets of payment rates prevailing in the years.

二零零七年一月至七月刊載的專題文章目錄

List of Feature Articles Published during January to July 2007

月份	文章題目	Month	Title of Article
1	(i) 對外直接投資統計 (ii) 一九九七至二零零六年中層經理級與專業僱員薪金統計數字	1	(i) External direct investment statistics (ii) Salary statistics of middle-level managerial and professional employees 1997-2006
2	(i) 從事製造業相關活動的貿易公司 (ii) 公屋輪候冊申請人統計調查 (iii) 一九九八至二零零五年工商業的資訊科技開支	2	(i) Trading firms with manufacturing-related activities (ii) The survey on waiting list applicants for public rental housing (iii) Expenditure on information technology in the business sector, 1998-2005
3	(i) 消費物價指數及其在一九九七至二零零六年間的變動情況 (ii) 香港的金融服務行業 (iii) 編製居住或長期逗留在內地的香港居民統計數字的改良方法 (iv) 二零零一至二零零五年工商業的創新活動統計數字 (v) 香港經濟四個主要行業在二零零五年的情況	3	(i) Consumer Price Index and its movements during 1997 – 2006 (ii) The financial services sector in Hong Kong (iii) Enhanced method for compiling statistics on Hong Kong residents having resided / having stayed substantially in the Mainland (iv) Statistics on innovation activities in the business sector, 2001 - 2005 (v) The situation of the four key industries in the Hong Kong Economy in 2005
4	(i) 香港出口貿易分析 (ii) 二零零六年中期人口統計主要結果 (iii) 香港的批發、零售、進出口貿易、飲食及酒店業 (iv) 香港的資產管理業	4	(i) An analysis of Hong Kong's exports (ii) Key findings of the 2006 Population By-census (iii) The wholesale, retail and import and export trades, restaurants and hotels sectors in Hong Kong (iv) The asset management industry in Hong Kong
5	(i) 二零零六年本港居民到中國內地旅行的消費開支 (ii) 二零零一至二零零五年香港研究及發展的統計數字 (iii) 電子產品及電子行業統計數字 (iv) 二零零六年失業率的走勢	5	(i) Consumption expenditure of Hong Kong residents travelling to the mainland of China, 2006 (ii) Statistics on research and development of Hong Kong, 2001-2005 (iii) Statistics on electronic products and the electronics industry (iv) The movement of the unemployment rate in 2006
6	(i) 二零零六年就業綜合估計數字 (ii) 二零零六年到中國內地作私人旅行的本港居民的社會經濟特徵 (iii) 二零零六年香港的中醫藥業 (iv) 二零零一年至二零零六年貨櫃統計 (v) 行業集中度統計數字	6	(i) Composite employment estimates 2006 (ii) Socio-economic characteristics of Hong Kong residents making personal travel to the mainland of China, 2006 (iii) The Chinese medicine sector in Hong Kong, 2006 (iv) Container statistics, 2001-2006 (v) Statistics on sectoral concentration
7	(i) 一九九六年至二零零六年綜合社會保障援助計劃的統計數字 (ii) 一九九七年至二零零六年香港道路交通意外統計 (iii) 香港的零售業	7	(i) Statistics on Comprehensive Social Security Assistance Scheme, 1996 to 2006 (ii) Road traffic accident statistics in Hong Kong, 1997 to 2006 (iii) Retail sector in Hong Kong

二零零七年八月至十一月
政府統計處定期性統計數據發布日期一覽表
Schedule for Issuing Regular Releases of Statistical Data by
the Census and Statistics Department, August – November 2007

每年九月底，本處會向傳媒公布翌年定期性統計數據新聞發布的詳細時間表。本附錄載列未來四個月的發布日期。數據於發布日期下午四時十五分向傳媒公布。有關的新聞公布於稍後時間載列於政府統計處的網站上(www.censtatd.gov.hk)。發布日期下午四時十五分後致電本處，亦可查詢有關統計數據。

The date schedule for issuing regular press releases of statistical data in the ensuing year is issued to the mass media in end September of each year. This Annex gives the schedule for the coming four months. Data are issued to the media at 4:15 p.m. on the date of release. The press releases are posted shortly afterwards on the Department's website (www.censtatd.gov.hk). Telephone enquiries may also be made to the Department after 4:15 p.m. on the release date.

統計數據	發布日期 (日/月/年)
Statistical Data	Release Date (DD/MM/YYYY)

人口統計

Population Statistics

- | | | |
|----|---|--|
| 1. | 二零零七年年中人口數字
<i>查詢電話 Enquiry Telephone Number</i> 2716 8044 | Mid-year Population for 2007
14.08.2007 |
|----|---|--|

勞工統計

Labour Statistics

- | | | |
|----|---|--|
| 1. | 失業及就業不足統計數字
二零零七年五月至七月
二零零七年六月至八月
二零零七年七月至九月
二零零七年八月至十月
<i>查詢電話 Enquiry Telephone Number</i> 2887 5506 | Unemployment and Underemployment Statistics
May - July 2007
June - August 2007
July - September 2007
August - October 2007
20.08.2007
18.09.2007
16.10.2007
19.11.2007 |
| 2. | 就業及空缺統計
二零零七年六月
<i>查詢電話 Enquiry Telephone Number</i> 2582 4751 | Employment and Vacancies Statistics
June 2007
21.09.2007 |
| 3. | 薪金總額及工資統計
二零零七年第二季
<i>查詢電話 Enquiry Telephone Number</i> 2887 5584 | Payroll and Wage Statistics
2nd Quarter 2007
27.09.2007 |
| 4. | 經理級與專業顧員薪金指數
二零零七年六月
<i>查詢電話 Enquiry Telephone Number</i> 2887 5584 | Salary Indices for Managerial and Professional Employees
June 2007
30.10.2007 |

對外貿易統計

External Trade Statistics

- | | | |
|----|--|---|
| 1. | 對外商品貿易統計
二零零七年七月
二零零七年八月
二零零七年九月
二零零七年十月
<i>查詢電話 Enquiry Telephone Number</i> 2582 4914 | External Merchandise Trade Statistics
July 2007
August 2007
September 2007
October 2007
27.08.2007
27.09.2007
25.10.2007
26.11.2007 |
|----|--|---|

對外貿易統計 (續)

External Trade Statistics (Cont'd.)

2.	對外商品貿易貨量及價格統計	Volume and Price Statistics of External Merchandise Trade	
	二零零七年六月	June 2007	13.08.2007
	二零零七年七月	July 2007	14.09.2007
	二零零七年八月	August 2007	16.10.2007
	二零零七年九月	September 2007	12.11.2007
	查詢電話 Enquiry Telephone Number 2582 4914		
3.	按產品所屬工業劃分的本港製造業產品出口統計	Domestic Export Statistics Classified by Industrial Origin	
	二零零七年第二季	2nd Quarter 2007	07.08.2007
	二零零七年第三季	3rd Quarter 2007	06.11.2007
	查詢電話 Enquiry Telephone Number 2805 6641		
4.	船隻、港口貨物及貨櫃統計	Statistics on Vessels, Port Cargo and Containers	
	二零零七年第二季	2nd Quarter 2007	07.09.2007
	查詢電話 Enquiry Telephone Number 2582 4889		
5.	涉及外發中國內地加工貿易統計	Statistics on Trade Involving Outward Processing in the Mainland of China	
	二零零七年第二季	2nd Quarter 2007	20.09.2007
	查詢電話 Enquiry Telephone Number 2582 5255		

物價統計

Price Statistics

1.	消費物價指數	Consumer Price Index	
	二零零七年七月	July 2007	21.08.2007
	二零零七年八月	August 2007	20.09.2007
	二零零七年九月	September 2007	22.10.2007
	二零零七年十月	October 2007	22.11.2007
	查詢電話 Enquiry Telephone Number 2805 6401		

國民收入及國際收支平衡統計

National Income and Balance of Payments Statistics

1.	本地生產總值	Gross Domestic Product	
	二零零七年第二季 ⁽¹⁾	2nd Quarter 2007 ⁽¹⁾	17.08.2007
	二零零七年第三季 ⁽²⁾	3rd Quarter 2007 ⁽²⁾	16.11.2007
	查詢電話 Enquiry Telephone Number 2582 4787		

- 註： (1) 財政司司長辦公室轄下的經濟分析及方便營商處的經濟分析部發布有關二零零七年半年經濟報告及二零零七年全年本地生產總值暨物價預測第二次修訂的新聞稿時，二零零七年第二季本地生產總值亦於該新聞稿中發布。政府統計處不會在當日就二零零七年第二季的本地生產總值另發新聞稿。
- (2) 財政司司長辦公室轄下的經濟分析及方便營商處的經濟分析部發布有關二零零七年第三季經濟報告及二零零七年全年本地生產總值暨物價預測最後修訂的新聞稿時，二零零七年第三季本地生產總值亦於該新聞稿中發布。政府統計處不會在當日就二零零七年第三季的本地生產總值另發新聞稿。

- Notes : (1) The Economic Analysis Division of the Economic Analysis and Business Facilitation Unit under the Financial Secretary's Office will issue a press release on the Half-yearly Economic Report 2007 and second update of GDP and prices forecasts for 2007 as a whole. The GDP for the second quarter of 2007 will also be released there. No separate press release on the GDP for the second quarter of 2007 will be issued by the Census and Statistics Department on that day.
- (2) The Economic Analysis Division of the Economic Analysis and Business Facilitation Unit under the Financial Secretary's Office will issue a press release on the Third Quarter Economic Report 2007 and final update of GDP and prices forecasts for 2007 as a whole. The GDP for the third quarter of 2007 will also be released there. No separate press release on the GDP for the third quarter of 2007 will be issued by the Census and Statistics Department on that day.

國民收入及國際收支平衡統計 (續)

National Income and Balance of Payments Statistics (Cont'd.)

2.	以固定價格計算按經濟活動劃分的 按季本地生產總值 二零零七年第二季 <i>查詢電話 Enquiry Telephone Number</i> 2116 5188	Quarterly Constant Price Gross Domestic Product by Economic Activity 2nd Quarter 2007	21.09.2007
3.	本地居民生產總值及對外要素收益 流動數字 二零零七年第二季 <i>查詢電話 Enquiry Telephone Number</i> 2116 5101	Gross National Product and External Factor Income Flows 2nd Quarter 2007	14.09.2007
4.	國際收支平衡統計 二零零七年第二季 <i>查詢電話 Enquiry Telephone Number</i> 2116 8660	Balance of Payments Statistics 2nd Quarter 2007	24.09.2007

其他各類統計

Various Other Types of Statistics

1.	零售業銷貨額統計 二零零七年七月 二零零七年八月 二零零七年九月 <i>查詢電話 Enquiry Telephone Number</i> 2802 1367	Retail Sales Statistics July 2007 August 2007 September 2007	03.09.2007 02.10.2007 01.11.2007
2.	工業生產指數和製造業生產者 價格指數 二零零七年第二季 <i>查詢電話 Enquiry Telephone Number</i> 2805 6641	Quarterly Index of Industrial Production and Quarterly Producer Price Indices for Manufacturing Industries 2nd Quarter 2007	14.09.2007
3.	建造工程完成量統計 二零零七年第二季 <i>查詢電話 Enquiry Telephone Number</i> 2805 6424	Construction Output Statistics 2nd Quarter 2007	12.09.2007
4.	食肆的收入及購貨額統計 二零零七年第二季 二零零七年第三季 <i>查詢電話 Enquiry Telephone Number</i> 2802 1367	Restaurant Receipts and Purchases Statistics 2nd Quarter 2007 3rd Quarter 2007	10.08.2007 09.11.2007
5.	服務行業按季業務收益指數 二零零七年第二季 <i>查詢電話 Enquiry Telephone Number</i> 2802 1269	Quarterly Business Receipts Indices for Service Industries 2nd Quarter 2007	10.09.2007
6.	按季業務展望統計調查結果 二零零七年第四季 <i>查詢電話 Enquiry Telephone Number</i> 2805 6112	Results of the Quarterly Business Tendency Survey 4th Quarter 2007	25.10.2007

政府統計處刊物一覽 (截至二零零七年七月一日)

List of Publications of the Census and Statistics Department (as at 1.7.2007)

名稱	Title	最新期號##	印刷版售價(港元)	
			不包括郵費	連本地郵費
			Not Including Postage	Including Local Postage
綜合性統計刊物				
General Statistical Digests				
香港經濟趨勢 (半月刊)	Hong Kong Economic Trends (half-monthly)	29/6/2007	18.0	21.0
香港統計月刊 §	Hong Kong Monthly Digest of Statistics §	6/2007	100.0	116.5
香港統計年刊 §	Hong Kong Annual Digest of Statistics §	2006	122.0	150.0
香港社會及經濟趨勢 (雙年刊) §	Hong Kong Social and Economic Trends (biennial) §	2005	110.0	126.4
香港的發展(1967 - 2002) - 統計圖表集 (特刊) §	A Graphic Guide on Hong Kong's Development (1967 - 2002) (ad hoc) §	-	38.0	54.4
香港統計數字一覽 (年刊) ++	Hong Kong in Figures (annual) ++	2007	<-----免費 Free ----->	<-----免費 Free ----->
對外貿易				
External Trade				
商品貿易統計				
Merchandise Trade Statistics				
香港商品貿易統計 :				
Hong Kong Merchandise Trade Statistics :				
進口 (月刊)	Imports (monthly)	4/2007	363.0	391.0
港產品出口及轉口 (月刊)	Domestic Exports and Re-exports (monthly)	4/2007	363.0	391.0
周年附刊, 按國家及貨品劃分 :	Annual Supplement, Country by Commodity :			
- 進口	- Imports	2006	278.0	306.0
- 港產品出口及轉口	- Domestic Exports and Re-exports	2006	278.0	325.0
香港對外商品貿易 (月刊)	Hong Kong External Merchandise Trade (monthly)	4/2007	92.0	108.5
香港對外商品貿易回顧 (年刊)	Annual Review of Hong Kong External Merchandise Trade (annual)	2006	86.0	94.2
香港商品貿易指數 (月刊)	Hong Kong Merchandise Trade Index Numbers (monthly)	4/2007	26.0	30.0
對外商品貿易數字 (月刊)	External Merchandise Trade Figures (monthly)	5/2007	<-----免費 Free ----->	<-----免費 Free ----->
按產品所屬工業劃分的港產品出口統計數字 (季刊)	Domestic Exports Statistics Classified by Industrial Origin (quarterly)	Q1/2007	<-----免費 Free ----->	<-----免費 Free ----->
船務統計				
Shipping Statistics				
香港船務統計 (季刊)	Hong Kong Shipping Statistics (quarterly)	1-3/2007	60.0	68.5
服務貿易統計				
Trade in Services Statistics				
香港服務貿易統計報告 (年刊)	Report on Hong Kong Trade in Services Statistics (annual)	2005	74.0	82.2
國民收入				
National Income				
本地生產總值 (季刊)	Gross Domestic Product (quarterly)	Q1/2007	47.0	51.5
本地生產總值 (年刊) ++	Gross Domestic Product (annual) ++	2006	56.0	64.2
本地生產總值特刊, 二零零二年八月 (特刊)	Special Report on Gross Domestic Product, August 2002 (ad hoc)	-	46.0	54.2
國際收支平衡				
Balance of Payments				
香港國際收支平衡統計 一九九七年至一九九九年 (特刊)	Balance of Payments Statistics of Hong Kong 1997 to 1999 (ad hoc)	-	14.0	18.0
香港國際收支平衡統計 (季刊)	Balance of Payments Statistics of Hong Kong (quarterly)	Q1/2007	33.0	37.5
香港對外直接投資統計 (年刊)	External Direct Investment Statistics of Hong Kong (annual)	2005	42.0	46.0
勞工				
Labour				
勞動人口、就業及空缺統計				
Labour Force, Employment and Vacancy Statistics				
綜合住戶統計調查按季統計報告書	Quarterly Report on General Household Survey	1-3/2007	56.0	64.5
就業及空缺按季統計報告	Quarterly Report of Employment and Vacancies Statistics	3/2007	33.0	37.5
建築地盤就業及空缺按季統計報告	Quarterly Report of Employment and Vacancies at Construction Sites	3/2007	28.0	32.0
就業及空缺統計 (詳細統計表) (年刊) :	Employment and Vacancies Statistics (Detailed Tables) (annual) :			
甲系列 (服務業)	Series A (Service Sectors)	2005	64.0	80.4
乙系列 (批發、零售、飲食及酒店業)	Series B (Wholesale and Retail Trades, Restaurants and Hotels)	2005	52.0	56.4
丙系列 (工業)	Series C (Industrial Sectors)	2005	92.0	108.4
丁系列 (進出口貿易業)	Series D (Import/Export Trades)	2005	45.0	49.0

政府統計處刊物一覽 (截至二零零七年七月一日) (續)

List of Publications of the Census and Statistics Department (as at 1.7.2007) (Cont'd.)

名稱	Title	Latest Issue##	印刷版售價(港元)		
			Price of Print Version (HK\$)		
			最新期號##	不包括 郵費 Not Including Postage	運本地 郵費 Including Local Postage
勞工 (續)	Labour (Cont'd.)				
工資及勞工收入統計	Wages and Labour Earnings Statistics				
工資及薪金總額按季統計報告	Quarterly Report of Wage and Payroll Statistics	3/2007	49.0	57.5	
經理級與專業僱員薪金及僱員福利統計 報告 (高層管理人員除外) (年刊) §	Report of Salaries and Employee Benefits Statistics Managerial and Professional Employees (Excluding Top Management) (annual) §	2006	24.0	28.4	
從事公營建築工程的工人每日平均工資 (月刊)	Average Daily Wages of Workers Engaged in Public Sector Construction Projects (monthly)	4/2007	<-----免費 Free ----->		
人力統計	Manpower Statistics				
二零零二年人力培訓及工作技能需求機構 單位統計調查報告 (特刊)	Report on 2002 Establishment Survey on Manpower Training and Job Skills Requirements (ad hoc)	-	48.0	56.2	
消費物價及住戶開支	Consumer Prices and Household Expenditure				
消費物價指數月報	Monthly Report on the Consumer Price Index	5/2007	49.0	53.5	
消費物價指數年報	Annual Report on the Consumer Price Index	2006	76.0	84.2	
二零零四至零五年住戶開支統計調查及 重訂消費物價指數基期 (特刊)	2004/05 Household Expenditure Survey and the Rebasing of the Consumer Price Indices (ad hoc)	-	47.0	55.2	
工商業	Commerce and Industry				
工業生產	Industrial Production				
工業生產按年統計調查報告	Report on Annual Survey of Industrial Production	2005	80.0	84.0	
工業生產按季指數	Quarterly Index of Industrial Production	Q1/2007	8.0	11.0	
製造業按季生產者價格指數	Quarterly Producer Price Indices for Manufacturing Industries	Q1/2007	8.0	11.0	
紡織業生產按季統計數字	Quarterly Textile Production Statistics	Q4/2006	5.0	8.0	
經銷及服務業	Distribution and Services				
批發、零售、進口與出口貿易、食肆及 酒店按年統計調查報告	Report on Annual Survey of Wholesale, Retail and Import and Export Trades, Restaurants and Hotels	2005	96.0	100.4	
食肆的收入及購貨額按季統計調查報告	Report on Quarterly Survey of Restaurant Receipts and Purchases	Q1/2007	6.0	9.0	
零售業銷貨額按月統計調查報告	Report on Monthly Survey of Retail Sales	4/2007	9.0	12.0	
運輸及有關服務按年統計調查報告	Report on Annual Survey of Transport and Related Services	2005	79.0	83.0	
倉庫業、通訊業、銀行業、財務業、保險業 及商用服務業按年統計調查報告	Report on Annual Surveys of Storage, Communication, Banking, Financing, Insurance and Business Services	2005	108.0	116.2	
服務行業按季業務收益指數	Quarterly Business Receipts Indices for Service Industries	Q1/2007	11.0	14.0	
服務業統計摘要 (年刊)	Statistical Digest of the Services Sector (annual)	2006	162.0	178.4	
服務業統計摘要按季補充資料	Quarterly Supplement to Statistical Digest of the Services Sector	Q3/2006	44.0	53.0	
屋宇建築及建造	Building and Construction				
屋宇建築、建造及地產業按年統計調查 報告	Report on Annual Survey of Building, Construction and Real Estate Sectors	2005	90.0	94.0	
建造工程完成量按季統計調查報告	Report on the Quarterly Survey of Construction Output	Q1/2007	25.0	29.0	
特選建築材料平均批發價格 (月刊)	Average Wholesale Prices of Selected Building Materials (monthly)	3/2007	<-----免費 Free ----->		
公營建築工程的工資及材料成本指數 (1995年6月=100) (月刊)	Index Numbers of the Costs of Labour and Materials Used in Public Sector Construction Projects (June 1995=100) (monthly)	3/2007	<-----免費 Free ----->		
公營建築工程的工資及材料成本指數 (2003年4月=100) (月刊)	Index Numbers of the Costs of Labour and Materials Used in Public Sector Construction Projects (April 2003=100) (monthly)	4/2007	<-----免費 Free ----->		
能源	Energy				
香港能源統計 (季刊)	Hong Kong Energy Statistics (quarterly)	Q3/2006	20.0	24.0	
香港能源統計 (年刊)	Hong Kong Energy Statistics (annual)	2006	67.0	71.0	
其他經濟及工商業統計	Other Economic and Business Statistics				
業務展望按季統計調查報告	Report on Quarterly Business Tendency Survey	Q2/2007	26.0	30.0	
手頭訂單按月統計調查	Monthly Survey of Orders-on-hand	10/2003	8.0	11.0	
代表香港境外母公司的駐港公司 按年統計調查報告	Report on Annual Survey of Companies in Hong Kong Representing Parent Companies Located outside Hong Kong	2006	32.0	36.4	

政府統計處刊物一覽 (截至二零零七年七月一日) (續)

List of Publications of the Census and Statistics Department (as at 1.7.2007) (Cont'd.)

名稱	Title	最新期號##	印刷版售價(港元)	
			Price of Print Version (HK\$)	
			不包括 郵費 Not Including Postage	運本地 郵費 Including Local Postage
工商業 (續)	Commerce and Industry (Cont'd.)			
其他經濟及工商業統計 (續)	Other Economic and Business Statistics (Cont'd)			
資訊科技在工商業的使用情況 和普及程度按年統計調查報告	Report on Annual Survey on Information Technology Usage and Penetration in the Business Sector	2006	45.0	61.4
工商業創新活動按年統計調查 報告	Report on Annual Survey of Innovation Activities in the Business Sector	2005	45.0	53.2
香港 - 資訊社會 (年刊)	Hong Kong as an Information Society (annual)	2006	58.0	66.2
香港 - 知識型經濟統計透視 (特刊)	Hong Kong as a Knowledge-based Economy - A Statistical Perspective (ad hoc)	-	47.0	55.2
人口	Population			
香港二零零六年中期人口統計	Hong Kong 2006 Population By-census			
二零零六年中期人口統計 (特刊)	2006 Population By-census (ad hoc)			
簡要報告	Summary Results	-	41.0	49.2
有關各區議會分區的基本統計表	Basic Tables for District Council Districts	-	50.0	58.2
有關香港島各選區的基本統計表	Basic Tables for Constituency Areas : Hong Kong Island	-	84.0	100.4
有關九龍各選區的基本統計表	Basic Tables for Constituency Areas : Kowloon	-	112.0	128.4
有關新界各選區的基本統計表	Basic Tables for Constituency Areas : New Territories	-	180.0	208.0
區議會分區及選區統計表的附件 - 區域分界地圖	Boundary Maps Complementary to Tables for District Council Districts and Constituency Areas	-	134.0	162.0
有關各小規劃統計區的基本統計表	Basic Tables for Tertiary Planning Units	-	274.0	302.0
小規劃統計區統計表的附件 - 區域 分界地圖	Boundary Maps Complementary to Tables for Tertiary Planning Units	-	80.0	88.2
主題性報告 - 香港的住戶收入分布	Thematic Report - Household Income Distribution in Hong Kong	-	114.0	122.2
香港二零零一年人口普查	Hong Kong 2001 Population Census			
二零零一年人口普查 (特刊)	2001 Population Census (ad hoc)			
主要報告 - 第一冊	Main Report - Volume I	-	84.0	100.4
主要報告 - 第二冊	Main Report - Volume II	-	66.0	82.4
主要統計表	Main Tables	-	70.0	86.4
統計圖解	Graphic Guide	-	30.0	38.2
主題性報告 - 青年	Thematic Report - Youths	-	36.0	44.2
主題性報告 - 女性及男性	Thematic Report - Women and Men	-	40.0	48.2
主題性報告 - 長者	Thematic Report - Older Persons	-	36.0	44.2
主題性報告 - 少數族裔人士	Thematic Report - Ethnic Minorities	-	44.0	52.2
主題性報告 - 內地來港定居未足七年 人士	Thematic Report - Persons from the Mainland Having Resided in Hong Kong for Less Than 7 Years	-	38.0	46.2
主題性報告 - 單親人士	Thematic Report - Single Parents	-	36.0	44.2
其他與人口有關的刊物	Other Publications relating to Population			
香港人口推算 2004-2033 (特刊)	Hong Kong Population Projections 2004-2033 (ad hoc)	-	28.0	36.2
香港人口生命表 1998-2033 (特刊)	Hong Kong Life Tables 1998-2033 (ad hoc)	-	28.0	32.4
香港人口趨勢 1981-2001 (特刊)	Demographic Trends in Hong Kong 1981-2001 (ad hoc)	-	28.0	36.2
社會資料	Social Data			
從綜合住戶統計調查搜集所得的社會資料 第四 四號專題報告書 (特刊) : 就業人士轉工情況	Social Data Collected via the General Household Survey Special Topics Report No. 44 (ad hoc) : Job-changing of employed persons	-	50.0	54.4
主題性住戶統計調查第二 九號報告書 (特刊) : 公眾對教育改革的意見 執行贍養費命令的情況	Thematic Household Survey Report No. 29 (ad hoc) : Public Views on Education Reform Enforcement of Maintenance Order	-	100.0	104.4

政府統計處刊物一覽 (截至二零零七年七月一日) (續)

List of Publications of the Census and Statistics Department (as at 1.7.2007) (Cont'd.)

名稱	Title	最新期號##	印刷版售價(港元)	
			不包括 郵費 Not Including Postage	運本地 郵費 Including Local Postage
社會資料 (續)		Social Data (Cont'd.)		
按區議會分區劃分的人口及住戶統計資料 (<i>年刊</i>)	Population and Household Statistics Analysed by District Council District (<i>annual</i>)	2006	18.0	21.7
一九九八年在香港發生的罪案及罪案事主 (<i>特刊</i>)	Crime and Its Victims in Hong Kong in 1998 (<i>ad hoc</i>)	-	38.0	54.4
香港的女性及男性 - 主要統計數字 (<i>年刊</i>)	Women and Men in Hong Kong - Key Statistics (<i>annual</i>)	2006	65.0	73.2
統計分類表		Classification Lists		
香港進出口貨物分類表 (協調制度) , 二零零七年版 (<i>特刊</i>)	Hong Kong Imports and Exports Classification List (Harmonized System), 2007 Edition (<i>ad hoc</i>)			
第一冊: 第一至第 類貨物	Volume One: Commodity Section I – X	-	24.0	40.4
第二冊: 第 一至第二 二類貨物	Volume Two: Commodity Section XI – XXII	-	28.0	44.4
香港商品貿易統計分類表, 二零零二年版 (<i>特刊</i>)	Hong Kong Merchandise Trade Statistics Classification, 2002 Edition (<i>ad hoc</i>)	-	62.0	78.4
香港標準行業分類 (第一冊) (<i>特刊</i>)++	Hong Kong Standard Industrial Classification (Volume One) (<i>ad hoc</i>)++	-	135.0	163.0
統計發展報告		Report on Statistical Development		
統計發展概要 (<i>年刊</i>)	An Outline of Statistical Development (<i>annual</i>)	2007	84.0	92.2

註釋：除另有註明外，所有刊物均以中、英文對照形式出版。獲取刊物的方法載於第 A10 頁。

用戶可以在政府統計處的網站 (www.censtatd.gov.hk/products_and_services/products/publications/index_tc.jsp) 免費下載政府統計處的刊物和統計表。

Q1、Q2、Q3、Q4代表第一、第二、第三和第四季。

++ 分別備有中文版和英文版。

§ 本刊物的印刷版亦於部分郵局出售 (查詢熱線：(852) 2921 2222)。

所列售價及郵費日後或有修訂。外地郵費將於收到訂購要求後另行通知。

有關政府統計處刊物及其他統計產品的最新資料，請瀏覽本處網站內「產品及服務」一節 (www.censtatd.gov.hk/products_and_services/index_tc.jsp) 或致電刊物出版組查詢 (電話：(852) 2582 3025)。

Notes: Unless otherwise specified, all publications are published in bilingual format. Means of obtaining the publications are given in page A10.

Users can download publications and statistical tables of the Census and Statistics Department free of charge at the website of the Census and Statistics Department (www.censtatd.gov.hk/products_and_services/products/publications/index.jsp).

Q1, Q2, Q3 and Q4 represent respectively the first, second, third and fourth quarter.

++ Available in separate Chinese and English versions.

§ Print version of this publication is also put for sale at selected Post Offices (enquiry hotline: (852) 2921 2222).

All quoted prices and postages are subject to revision. Postage for external mailings will be advised upon receipt of orders.

For up-to-date information of the publications and other statistical products of the Census and Statistics Department, please visit the "Products & Services" section on the website of the department (www.censtatd.gov.hk/products_and_services/index.jsp) or call the Publications Unit of the department at (852) 2582 3025.

政府統計處唯讀光碟產品一覽 (截至二零零七年七月一日)

List of CD-ROM Products of the Census and Statistics Department (as at 1.7.2007)

		售價不包括 郵費(港元) Price Not Including Postage (HK\$)	售價連本地 郵費(港元) Price Including Local Postage (HK\$)
二零零一年人口普查			
2001 Population Census			
- 統計表唯讀光碟 (不定期) ++ 載有372個常用統計表。有關統計表涉及的主題廣泛,包括人口、住戶、教育、經濟、房屋 內部遷移及人口分組等本港住戶及人口特徵。選定統計表亦載列按區議會分區 / 選區及規劃統計小區 / 街段劃分的統計數字。	- TAB on CD-ROM (ad hoc) ++ Contains 372 commonly used statistical tables. The tables cover a wide range of topics including demographic, household, education, economic, housing, internal migration and home moving, and population sub-group characteristics of the households and population in Hong Kong. There are also geographical breakdown of the statistics by District Council District/Constituency Area and Tertiary Planning Unit/Street Block in selected tables.	1,690.0	1,711.2
- 地圖唯讀光碟 (不定期) 以常用的格式提供一套數碼化的香港地圖,內載的地域分界數碼地圖包括香港海岸線、區議會分區 / 選區分界、規劃統計小區 (及其合併組) 分界、街段 - 小合併組分界及新市鎮分界。配合適當的電腦軟件,這套數碼地圖可把載於《二零零一年人口普查 - 統計表唯讀光碟》內的統計數據作地理顯示之用。	- MAP on CD-ROM (ad hoc) Contains a set of digital maps of Hong Kong in commonly used formats. The digital maps for geographical delineation included therein are Coastline of Hong Kong, District Council District/Constituency Area Boundary, Tertiary Planning Unit (and Groupings) Boundary, Small Street Block Group Boundary and New Town Boundary. When used with suitable computer software, the digital maps can be used for geographical presentation of the statistical data contained in the <i>2001 Population Census - TAB on CD-ROM</i> .	840.0	857.0
關於購買以上兩套光碟事宜,請致電人口統計組 (電話:(852) 2716 8025)。	Please call the Demographic Statistics Section at (852) 2716 8025 for matters relating to the purchase of the above two sets of CD-ROM.		
- 普查易2001 (不定期) 普查易2001人口普查光碟套裝是一套功能強大的知識為本產品,它能幫助使用者有效地進行客戶資訊分析和客戶關係管理的工作。普查易2001光碟內載有超過400個由政府統計處提供的香港二零零一年人口普查統計表,分區數碼地圖及功能超卓的地理訊息系統,當中包含了全香港居民的人口特徵、經濟、教育、住戶、房屋等統計數據,使用者可以透過簡單和容易使用的功能介面,來選擇和提取資料。	- Hong Kong CensusPro 2001 (ad hoc) CensusPro 2001 GIS CD-ROM Package is a powerful knowledge-based product that enables users to perform customer profiling and Customer Relationship Management (CRM) easily and efficiently. CensusPro 2001 includes over 400 statistical tables of the Hong Kong 2001 Population Census provided by the Census and Statistics Department, digital boundary maps, and the superb Geographical Information System (GIS) functions and features. Statistical data on the demographic, economic, education, household and housing characteristics of the population are included and can be easily selected and retrieved through intuitive and easy-to-use application interface.) 這光碟產品由 Info Mapping (Hong Kong) Limited生產及銷售。有關查詢及訂購,請直接與該公司聯絡。(電話:(852) 2779 6088)。
普查易2001共有4種資料輸出模式:主題性地圖、預設格式報表、統計圖表、及檔案匯出(支援數據庫/試算表/純文字等格式)。普查易2001光碟可應用於規劃業務策略、直接市場推廣或宣傳、客戶資料分析、以及作其他的商業性分析等。	CensusPro 2001 provides output in mainly 4 ways : thematic maps, formatted reports, bar/pie charts, and export files in dbf/Excel files/text files. CensusPro 2001 can be used in areas like strategic business/service planning, direct marketing and promotion, customer analysis and profiling, and many other business analysis purposes and applications.) This CD-ROM is produced and marketed by the Info Mapping (Hong Kong) Limited. For enquiries and purchase, please contact the company direct at (852) 2779 6088.
- SUPERMAP Hong Kong 2001 (不定期) • 涵蓋全面的人口普查數據,配合最新數碼地圖作介面 • 採用具世界領導地位之地理信息系統進行處理及分析 • 可作多重圖像化分析人口普查數據 • 有助機構進行深入的市場及客戶資訊分析	- SUPERMAP Hong Kong 2001 (ad hoc) • Covers comprehensive population census datasets with the use of the latest digital maps as interface • Manipulates and analyses through employing world leading Geographical Information System (GIS) technology • Provides multiple views of population census data • Helps organisations with in-depth market analysis or customer profiling through data linkage) 這些光碟產品由益百利香港有限公司生產及銷售。有關查詢及訂購,請直接與該公司聯絡。(電話:(852) 2839 5388)。) These CD-ROMs are produced and marketed by Experian Hong Kong Limited. For enquiries and purchase, please contact the company direct at (852) 2839 5388.

政府統計處唯讀光碟產品一覽 (截至二零零七年七月一日) (續)

List of CD-ROM Products of the Census and Statistics Department (as at 1.7.2007) (Cont'd.)

		售價不包括 郵費(港元) Price Not Including Postage (HK\$)	售價連本地 郵費(港元) Price Including Local Postage (HK\$)
對外商品貿易	External Merchandise Trade		
- 香港對外商品貿易唯讀光碟 列載過去二 五個月的按月貿易統計數字及過往 年的按年貿易統計數字(按年數字只載於周年報), 並包括按貨品類別(《標準國際貿易分類(第三次修訂版)》或《協調制度》)、國家/地區及運輸方式劃分的詳細貿易統計數字。	- Hong Kong External Merchandise Trade CD-ROM Contains monthly trade data for past 25 months and annual trade data for past 10 years (annual figures are only available in the annual edition). Detailed statistics classified by commodity (using the "Standard International Trade Classification (Revision 3)" or the "Harmonized System"), by country/territory and by mode of transport are also included.		這些光碟產品由益百利香港有限公司生產及銷售。有關查詢及訂購, 請直接與該公司聯絡(電話: (852) 2839 5388)。
- 香港船務統計唯讀光碟 (按季產品) 列載自一九九三年以來, 按運輸方式、裝運種類、裝貨/卸貨國家/地區及港口、貨品、貨物種類、貨物裝卸地點及與中國內地有關的轉運劃分的貨物及載貨貨櫃吞吐量統計數字。	- Hong Kong Shipping Statistics CD-ROM (quarterly) Contains data back-dated to 1993 on cargo and laden container throughput statistics analysed by mode of transport, shipment type, country/territory and port of loading/discharge, commodity cargo type, cargo handling location and transshipment related to the mainland of China.		These CD-ROMs are produced and marketed by Experian Hong Kong Limited. For enquiries and purchase, please contact the company direct at (852) 2839 5388.

註釋: ++ 分別備有中文版和英文版。

所列售價及郵費日後或有修訂。外地郵費將於收到訂購要求後另行通知。

有關政府統計處刊物及其他統計產品的最新資料, 請瀏覽本處網站內「產品及服務」一節 (www.censtatd.gov.hk/products_and_services/index_tc.jsp) 或致電刊物出版組查詢(電話: (852) 2582 3025)。

Notes: ++ Available in separate Chinese and English versions.

All quoted prices and postages are subject to revision. Postage for external mailings will be advised upon receipt of orders.

For up-to-date information of the publications and other statistical products of the Census and Statistics Department, please visit the "Products & Services" section on the website of the department (www.censtatd.gov.hk/products_and_services/index.jsp) or call the Publications Unit of the department at (852) 2582 3025.

獲取政府統計處刊物及其他統計產品的方法

Means of Obtaining Publications and Other Statistical Products of the Census and Statistics Department

網站

用戶可以在政府統計處網站 (www.censtatd.gov.hk/products_and_services/products/publications/index_tc.jsp) 免費下載統計刊物。

政府統計處刊物的印刷版於統計處的香港統計數據書店 (www.statisticalbookstore.gov.hk) 和政府新聞處的政府書店 (www.bookstore.gov.hk) 網站有售。在網上購買印刷版的統計刊物，可享有原價八五折優惠。統計處的唯一讀光碟產品也於香港統計數據書店網站有售。

郵購服務

本處大部分的刊物均附有郵購表格，供訂購或按期訂閱刊物的印刷版。請填妥郵購表格，連同所需費用和郵費的支票或匯票寄回辦理。郵購表格亦可在政府統計處網站下載 (www.censtatd.gov.hk/products_and_services/other_services/provision_of_stat/mail_ordering_of_publications/index_tc.jsp)。

銷售中心

市民可親臨政府統計處刊物出版組購買刊物的印刷版和唯一讀光碟產品，並即時提取。刊物出版組的地址是：

香港灣仔港灣道十二號
灣仔政府大樓十九樓

電話：(852) 2582 3025
圖文傳真：(852) 2827 1708

該組並設有閱讀區，讓使用者翻閱陳列的統計處各類的刊物。閱讀區也備有統計處編製的宣傳／教育單張和小冊子，歡迎索閱。

Website

Users may download statistical publications free of charge from the website of the Census and Statistics Department (www.censtatd.gov.hk/products_and_services/products/publications/index.jsp).

Print versions of publications of the Census and Statistics Department are available for sale online at the Statistical Bookstore of the Department (www.statisticalbookstore.gov.hk) and the Government Bookstore of the Information Services Department (www.bookstore.gov.hk). Print versions if purchased online are offered a discount, at 85% of their original prices. The Statistical Bookstore also offers for sale CD-ROM products of the Department.

Mail Order Service

A mail order form for ordering or subscribing to print versions of publications is available in most of the Department's publications. Completed form should be sent back together with a cheque or bank draft covering all necessary cost and postage. The order form is also available for downloading from the website of the Department (www.censtatd.gov.hk/products_and_services/other_services/provision_of_stat/mail_ordering_of_publications/index.jsp).

Sales Centre

Print versions of publications and CD-ROM products are available for purchase and collection on the spot at the Publications Unit of the Census and Statistics Department at the following address :

19/F Wanchai Tower
12 Harbour Road, Wan Chai, Hong Kong.

Tel. : (852) 2582 3025
Fax : (852) 2827 1708

The Unit also provides a reading area where users may browse through various publications of the Department on display. Publicity/educational leaflets and pamphlets of the Department are also available for collection.

郵購表格 (只適用於印刷版)

致：香港花園道 美利大廈4樓 政府新聞處 刊物銷售小組 電話：(852) 2842 8844 或 (852) 2842 8845 圖文傳真：(852) 2598 7482	售價			請註明 刊期(月份/季/ 期號及年份)		合計 所需的 期數 (b)	總計 (港元) (a) x (b)
	每本 (港元) (1)	本地 郵費 (2)及(3) (港元)	合計 (港元) (a)	由	至		
1. 香港統計月刊 (二零零七年期刊) (J470007 B0)	100.0	16.5	116.5	/2007	12/2007		
2. 香港經濟趨勢 (二零零七年期刊) (半月刊) (J410007 B0)	18.0	3.0	21.0	/2007	24/2007		
3. 香港統計年刊 (二零零六年版) (J47010600B0)	122.0	28.0	150.0	-	-		
4. 香港社會及經濟趨勢 (二零零五年版) (雙年刊) (J57290500B0)	110.0	16.4	126.4	-	-		
5. 統計發展概要 (二零零七年版) (年刊) (J33110700B0)	84.0	8.2	92.2	-	-		
6. 香港的發展 (1967-2002) - 統計圖表集 (J69090300B0)	38.0	16.4	54.4	-	-		
7.							
8.							
9.							
10.							

本人現付上支票 (編號：_____) 港幣 _____ 元，購買上述刊物。
(註：支票應予劃線，並註明支付「香港特別行政區政府」。)

姓名：_____ 職銜：_____

機構名稱：_____ 地址：_____

電話：_____ 圖文傳真：_____

日期：_____

- 註： (1) 此為印刷版的售價。在政府統計處的香港統計數據書店網站 (www.statisticalbookstore.gov.hk) 或政府新聞處的政府書店網站 (www.bookstore.gov.hk) 購買印刷版，可享有原價八五折優惠。
(2) 外地的訂戶暫時無須付上支票，所需郵費將於收到訂購表格後另行通知。
(3) 訂購超過一本相同名稱的年刊或特刊，請向政府新聞處查詢所需的本地郵費 (電話：(852) 2842 8844或(852) 2842 8845，圖文傳真：(852) 2598 7482)。

你在表格上提供的資料，只會用作辦理書刊訂購事宜，不會向任何和訂購無關的人士透露。如欲查看或更改所填報的資料，請與政府新聞處刊物銷售小組聯絡。地址：香港花園道美利大廈4樓。



Mail Order Form (Applicable to print versions only)

To : Publications Sales Unit Information Services Department 4/F Murray Building Garden Road Hong Kong Tel. : (852) 2842 8844 or (852) 2842 8845 Fax : (852) 2598 7482	Price			Please indicate Month/Quarter/ Issue no. and Year		Total no. of issue(s) required (b)	Total amount (HK\$) (a) x (b)
	Per copy (HK\$) (1)	Local postage (2) & (3) (HK\$)	Total (HK\$) (a)	From	To		
1. Hong Kong Monthly Digest of Statistics 2007 issues (J470007 B0)	100.0	16.5	116.5	/2007	12/2007		
2. Hong Kong Economic Trends 2007 issues (half-monthly) (J410007 B0)	18.0	3.0	21.0	/2007	24/2007		
3. Hong Kong Annual Digest of Statistics 2006 edition (J47010600B0)	122.0	28.0	150.0	-	-		
4. Hong Kong Social and Economic Trends 2005 edition (biennial) (J57290500B0)	110.0	16.4	126.4	-	-		
5. An Outline of Statistical Development 2007 edition (annual) (J33110700B0)	84.0	8.2	92.2	-	-		
6. A Graphic Guide on Hong Kong's Development (1967-2002) (J69090300B0)	38.0	16.4	54.4	-	-		
7.							
8.							
9.							
10.							

I enclose a cheque (No. _____) of HK\$ _____ for the payment of the above order. (Note : The cheque should be crossed and made payable to "The Government of the Hong Kong Special Administrative Region" or "The Government of the HKSAR".)

Name : _____ Title of post : _____

Name of organisation : _____ Address : _____

Tel. : _____ Fax : _____

Date : _____

- Notes :
- (1) These refer to the price of the print version of publications. Print versions if purchased online at the Statistical Bookstore of the Census and Statistics Department (www.statisticalbookstore.gov.hk) or the Government Bookstore of the Information Services Department (www.bookstore.gov.hk) are offered a discount, at 85% of their original prices.
 - (2) For mailings to addresses outside Hong Kong, please do not send in a cheque now. The required postage will be advised upon receipt of order.
 - (3) For an order of multiple copies of an annual or ad hoc publication with the same title, please consult the Information Services Department about the required local postage. (Tel. : (852) 2842 8844 or (852) 2842 8845, Fax : (852) 2598 7482).

The information provided herein will only be used for processing your order of publications and will not be disclosed to parties which are not involved in the processing. You may seek access to or correction of the information by addressing your request to the Publications Sales Unit, Information Services Department, 4/F Murray Building, Garden Road, Hong Kong .





訂閱表格 (只適用於印刷版)
香港統計月刊 二零零七年期刊

Subscription Form (Applicable to print versions only)
Hong Kong Monthly Digest of Statistics 2007 Issues

致：香港灣仔港灣道 二號
灣仔政府大樓 九樓
政府統計處綜合統計組 (一) 乙
電話：(852)2582 3025 圖文傳真：(852)2827 1708

To：General Statistics Section (1) B
Census and Statistics Department
19/F Wanchai Tower
12 Harbour Road, Wan Chai, Hong Kong
Tel. : (852) 2582 3025 Fax : (852) 2827 1708

請在適當空格 (□) 內加上 (√) 號。Please tick (√) the appropriate box (□). (港元 HK\$)

刊物名稱 Title of Publication	每本 售價 Price per copy (1)	每本 本地郵費 Local postage (2) & (3)	每本 合計 Total price (a)	期數 No. of issues (b)	總計 Total amount (a) x (b)
<input type="checkbox"/> 香港統計月刊 二零零七年期刊一月至 二月 (共 二期) Hong Kong Monthly Digest of Statistics January to December 2007 (total 12 issues)	100.0	16.5	116.5	12	1,398.0
<input type="checkbox"/> 香港統計月刊 二零零七年期刊____月至十二月 (共____期) Hong Kong Monthly Digest of Statistics _____ to December 2007 (total _____ issues)	100.0	16.5	116.5		
<input type="checkbox"/>					
合計 Total					

本人現付上支票 (編號：_____) 港幣 _____ 元，購買上述刊物。
I enclose a cheque (No. _____) of HK\$ _____ for the payment of the above order.

註：支票應予劃線，並註明支付「香港特別行政區政府」。

Note: Cheque should be crossed and made payable to "The Government of the Hong Kong Special Administrative Region" or "The Government of the HKSAR".

訂戶資料 **Subscriber's Information**

姓名 Name : _____ 機構名稱 Name of organisation : _____

職銜 Title of post : _____ 地址 Address : _____

部門 Department : _____

電話 Tel. : _____

圖文傳真 Fax : _____ 日期 Date : _____

機構主要業務類別 **Major line of business of organisation :**

- | | |
|--|--|
| <input type="checkbox"/> 進口與出口貿易業 Import and export trade | <input type="checkbox"/> 建造業 Construction |
| <input type="checkbox"/> 零售貿易業 Retail trade | <input type="checkbox"/> 金融、保險及地產業 Financing, insurance and real estate |
| <input type="checkbox"/> 製造業 Manufacturing | <input type="checkbox"/> 商用服務業 Business services |
| <input type="checkbox"/> 教育機構 Educational institution | <input type="checkbox"/> 社區、社會及個人服務業 Community, social and personal services |
| <input type="checkbox"/> 其他，請註明 Others, please specify _____ | |

讀者類別 (可選多項) **Readership (more than one choice allowed) :**

- | | |
|---|---|
| <input type="checkbox"/> 經理 Manager | <input type="checkbox"/> 市場、推廣部人員 Marketing / promotional personnel |
| <input type="checkbox"/> 分析員、研究員 Analyst / researcher | <input type="checkbox"/> 教師、大專院校講師 Teaching staff / lecturer |
| <input type="checkbox"/> 學生 Student | <input type="checkbox"/> 其他，請註明 Others, please specify _____ |

訂戶類別 **Type of subscriber :**

- | | |
|--|--|
| <input type="checkbox"/> 機構 Organisation | <input type="checkbox"/> 私人 Individual |
|--|--|

你是否願意收到本處其他刊物的推廣資料? Do you want to receive promotional materials of other publications of this department?

- | | | |
|--------------------------------|-------------------------------|-------|
| <input type="checkbox"/> 是 Yes | <input type="checkbox"/> 否 No | HKMDS |
|--------------------------------|-------------------------------|-------|

註：(1) 此為印刷版的售價。在政府統計處的香港統計數據書店網站 (www.statisticalbookstore.gov.hk) 或政府新聞處的政府書店網站 (www.bookstore.gov.hk) 購買印刷版，可享有原價八五折優惠。

This refers to the price of the print version of the publication. Print versions if purchased online at the Statistical Bookstore of the Census and Statistics Department (www.statisticalbookstore.gov.hk) or the Government Bookstore of the Information Services Department (www.bookstore.gov.hk) are offered a discount, at 85% of their original prices.

(2) 外地的訂戶暫時無須付上支票，所需郵費將於收到訂購表格後另行通知。

For mailings to addresses outside Hong Kong, please do not send in a cheque now. The required postage will be advised upon receipt of order.

(3) 訂閱超過一本相同名稱及期號的刊物，請向政府新聞處查詢所需的本地郵費 (電話：(852) 2842 8844 或 (852) 2842 8845，圖文傳真：(852) 2598 7482)。


For subscription to multiple copies per issue with the same title, please consult the Information Services Department about the required local postage. (Tel. : (852) 2842 8844 or (852) 2842 8845, Fax : (852) 2598 7482).

你在表格上提供的資料，只會用作辦理書刊訂購事宜，不會向任何和訂購無關的人士透露。如欲查看或更改所填報的資料，請與政府統計處的資料管理人員聯絡。地址：香港灣仔港灣道 二號灣仔政府大樓二 一樓。

The information provided herein will only be used for processing your order of publications and will not be disclosed to parties which are not involved in the subscription of these publications. You may seek access to or correction of the information by addressing your request to the Data Controlling Officer, Census and Statistics Department, 21/F Wanchai Tower, 12 Harbour Road, Wan Chai, Hong Kong.

香港國際收支平衡統計 (二零零七年期刊)

Balance of Payments Statistics of Hong Kong (2007 Issues)



本季刊載錄最新國際收支平衡及有關統計數字，包括對外債務及國際投資頭寸數字：

- ✧ 概念及定義
- ✧ 資料來源
- ✧ 有關統計數字的闡釋
- ✧ 詳細的統計表及統計圖

This quarterly publication contains the latest Balance of Payments (BoP) and related statistics, including External Debt (ED) and International Investment Position (IIP) :

- ✧ Concepts and definitions
- ✧ Data sources
- ✧ Interpretation of relevant statistics
- ✧ Detailed statistical tables and charts

有關獲取本刊物的方法，請參閱第 A10 頁。此外，本刊物的訂閱表格亦刊載於下頁。

Please refer to page A10 for the means of obtaining this publication. A subscription form is also available on the following page.



訂閱表格 (只適用於印刷版)
香港國際收支平衡統計 (二零零七年期刊)
Subscription Form (Applicable to print versions only)
Balance of Payments Statistics of Hong Kong (2007 Issues)

致：香港九龍新蒲崗太子道東 698 號
寶光商業中心 6 樓 602-606 室
政府統計處國際收支平衡統計組 (一) —
電話：(852)2116 8678 圖文傳真：(852)2116 0278

To: Balance of Payments Section (1)1,
Census and Statistics Department,
Unit 602-606, 6/F, Stelux House,
698 Prince Edward Road East,
San Po Kong, Kowloon, Hong Kong.
Tel.: (852) 2116 8678 Fax: (852) 2116 0278

請在適當空格 (□) 內加上 (√) 號。Please tick (√) in the appropriate box (□). (港元 HK\$)

刊期 Issue	刊物出版日期 To be published	每本售價 Price per copy (1)	每本 本地郵費 Local postage (2) & (3)	每本 合計 Total price (a)	本數 No. of copies (b)	總計 Total amount (a) x (b)
<input type="checkbox"/> 二零零七年第一季 First Quarter 2007 (J69000701B0)	二零零七年六月 June 2007	33.0	4.5	37.5		
<input type="checkbox"/> 二零零七年第二季 Second Quarter 2007 (J69000702B0)	二零零七年九月 September 2007	33.0	4.5	37.5		
<input type="checkbox"/> 二零零七年第三季 Third Quarter 2007 (J69000703B0)	二零零七年 二月 December 2007	33.0	4.5	37.5		
<input type="checkbox"/> 二零零七年第四季 Fourth Quarter 2007 (J69000704B0)	二零零八年三月 March 2008	33.0	4.5	37.5		
合計 Total:						

本人現附上支票 (編號：_____) 港幣 _____ 元，購買上述刊物。(註：支票應予劃線，並註明支付「香港特別行政區政府」。) I enclose a cheque (No. _____) of HK\$ _____ for the payment of the above order. (Cheque should be crossed and made payable to "The Government of the Hong Kong Special Administrative Region" or "The Government of the HKSAR".)

訂戶資料 Subscriber's Information

姓名 Name: _____ 機構名稱 Name of organisation: _____
職銜 Title of post: _____ 地址 Address: _____
部門 Department: _____
電話 Tel.: _____
圖文傳真 Fax: _____ 日期 Date: _____

機構主要業務類別 Major line of business of organisation:

- 進出口貿易業 Import/export trade 建造業 Construction 零售貿易業 Retail trade
 教育機構 Educational institution 製造業 Manufacturing 商用服務業 Business services
 金融、保險及地產業 社區、社會及個人服務業 其他，請註明 Others, please specify
Financing, insurance and real estate Community, social and personal services

讀者類別 (可選多項) Readership (more than one choice allowed):

- 經理 Manager 分析員、研究員 Analyst / researcher 市場、推廣部人員 Marketing / promotional personnel
 學生 Student 教師、大專院校講師 Teaching staff / lecturer 其他，請註明 Others, please specify _____

訂戶類別 Type of subscriber:

- 機構 Organisation 私人 Individual

你是否願意收到本處其他刊物的推廣資料? Do you want to receive promotional materials of other publications of this department?

- 是 Yes 否 No BoP1

註：(1) 此為印刷版的售價。在政府統計處的香港統計數據書店網站 (www.statisticalbookstore.gov.hk) 或政府新聞處的政府書店網站 (www.bookstore.gov.hk) 購買印刷版，可享有原價八五折優惠。

This refers to the price of the print version of the publication. Print versions if purchased online at the Statistical Bookstore of the Census and Statistics Department (www.statisticalbookstore.gov.hk) or the Government Bookstore of the Information Services Department (www.bookstore.gov.hk) are offered a discount, at 85% of their original prices.

(2) 外地的訂戶暫時無須付上支票，所需郵費將於收到訂購表格後另行通知。
For mailings to addresses outside Hong Kong, please do not send in a cheque now. The required postage will be advised upon receipt of order.

(3) 訂閱超過一本相同名稱及期號的刊物，請向政府新聞處查詢所需的本地郵費 (電話：(852) 2842 8844 或 (852) 2842 8845，圖文傳真：(852) 2598 7482)。


For subscription to multiple copies per issue with the same title, please consult the Information Services Department about the required local postage. (Tel.: (852) 2842 8844 or (852) 2842 8845, Fax: (852) 2598 7482).

你在表格上提供的資料，只會用作辦理書刊訂購事宜，不會向任何和訂購無關的人士透露。如欲查看或更改所填報的資料，請與政府統計處的資料管理人員聯絡。地址：香港灣仔港灣道二號灣仔政府大樓二一樓。

The information provided herein will only be used for processing your order of publications and will not be disclosed to parties which are not involved in the subscription of these publications. You may seek access to or correction of the information by addressing your request to the Data Controlling Officer, Census and Statistics Department, 21/F, Wanchai Tower, 12 Harbour Road, Wan Chai, Hong Kong.

二零零七年系列現可訂購 2007 Series Now for Subscription

就業及空缺按季統計報告 Quarterly Report of Employment and Vacancies Statistics



本季刊載列各行業類別最新及近期的統計數字，包括：

- 就業人數
- 職位空缺數目
- 機構單位數目

統計資料顯示各主要行業組別的就業模式及就業機會，有助分析勞工市場的情況。

本季刊以中英文對照版印行，並於三、六、九及十二月第三個星期出版。

This quarterly report contains the latest and the recent statistics on:

- number of persons engaged
- number of job vacancies
- number of establishments

by industry sectors.

The statistics are useful for indicating employment patterns and job opportunities in major industries/trades, and for labour market analysis.

This quarterly report is published in bilingual form and is available in the third week of March, June, September and December.

建築地盤就業及空缺按季統計報告 Quarterly Report of Employment and Vacancies at Construction Sites



本季刊載列建築地盤最新及近期的統計數字，包括：

- 地盤工人人數
- 地盤工人職位空缺數目
- 建築地盤數目

統計資料顯示建築地盤的就業模式及就業機會，有助分析勞工市場的情況。

本季刊以中英文對照版印行，並於三、六、九及十二月第三個星期出版。

This quarterly report contains the latest and the recent statistics on:

- number of manual workers engaged at construction sites
- number of vacancies of manual workers
- number of construction sites

The statistics are useful for indicating employment patterns and job opportunities at construction sites, and for labour market analysis.

This quarterly report is published in bilingual form and is available in the third week of March, June, September and December.

有關獲取本刊物的方法，請參閱第A10頁。此外，刊物的訂閱表格亦刊載於下頁。

Please refer to page A10 for the means of obtaining this publication. A subscription form is also available on the following page for ordering the publication.



訂閱表格 (只適用於印刷版) 二零零七年期刊
Subscription Form (Applicable to print versions only) 2007 Issues

致：香港灣仔港灣道十二號灣仔政府大樓二十樓
 政府統計處 就業統計組

To: Employment Statistics Section,
 Census and Statistics Department,
 20/F Wanchai Tower, 12 Harbour Road,
 Wan Chai, Hong Kong.
 電話 Tel.: (852) 2582 5076
 圖文傳真 Fax: (852) 2827 2296

	每本售價 (港元) Price per copy (HK\$) (1)	每本 本地 郵費 (港元) Local postage (HK\$) (2) & (3)	每本 合計 (港元) Total price (HK\$) (a)	請註明 刊期(月份) Please indicate month		合計所需 的期數 Total no. of issue(s) required (b)	總計 (港元) Total amount (HK\$) (a) x (b)
				由 From	至 To		
就業及空缺按季統計報告 Quarterly Report of Employment and Vacancies Statistics (J510107 B0 - J51010704B0)	33.0	4.5	37.5	/2007	12/2007		
建築地盤就業及空缺按季統計報告 Quarterly Report of Employment and Vacancies at Construction Sites (J650007 B0 - J65000704B0)	28.0	4.0	32.0	/2007	12/2007		
合計 TOTAL							

本人現付上支票(編號: _____) 港幣 _____ 元, 購買上述刊物。(註: 支票應予劃線, 並註明支
 付「香港特別行政區政府」。)

I enclose a cheque (No. _____) of HK\$ _____ for the payment of the above order. (Note: Cheque
 should be crossed and made payable to "The Government of the Hong Kong Special Administrative Region" or "The Government of the
 HKSAR".)

訂戶資料 Subscriber's Information

姓名 Name: _____ 地址 Address: _____

職銜 Title of post: _____

部門 Department: _____

機構名稱 Name of organisation: _____ 電話 Tel.: _____ 圖文傳真 Fax: _____

日期 Date: _____

請在適當空格 (□) 內加上 (√) 號。Please tick (√) the appropriate box (□).

機構主要業務類別 Major line of business of organisation:

- | | |
|---|--|
| <input type="checkbox"/> 製造業 Manufacturing | <input type="checkbox"/> 進口與出口貿易業 Import and export trade |
| <input type="checkbox"/> 建造業 Construction | <input type="checkbox"/> 零售貿易業 Retail trade |
| <input type="checkbox"/> 商用服務業 Business services | <input type="checkbox"/> 金融、保險及地產業 Financing, insurance and real estate |
| <input type="checkbox"/> 教育機構 Educational institution | <input type="checkbox"/> 社區、社會及個人服務業 Community, social and personal services |
| <input type="checkbox"/> 其他, 請註明 Others, please specify _____ | |

讀者類別 (可選多項) Readership (more than one choice allowed):

- | | |
|---|---|
| <input type="checkbox"/> 經理 Manager | <input type="checkbox"/> 教師、大專院校講師 Teaching staff / lecturer |
| <input type="checkbox"/> 市場、推廣部人員 Marketing / promotional personnel | <input type="checkbox"/> 學生 Student |
| <input type="checkbox"/> 分析員、研究員 Analyst / researcher | <input type="checkbox"/> 其他, 請註明 Others, please specify _____ |

訂戶類別 Type of subscriber:

- 機構 Organisation 私人 Individual

你是否願意收到本處其他刊物的推廣資料? Do you want to receive promotional materials of other publications of this department?

- 是 Yes 否 No

註: (1) 此為印刷版的售價。在政府統計處的香港統計數據書店網站 (www.statisticalbookstore.gov.hk) 或政府新聞處的政府書店網站
 Notes: (www.bookstore.gov.hk) 購買印刷版, 可享有原價八五折優惠。

These refer to the price of the print version of publications. Print versions if purchased online at the Statistical Bookstore of the Census and Statistics
 Department (www.statisticalbookstore.gov.hk) or the Government Bookstore of the Information Services Department (www.bookstore.gov.hk) are offered
 a discount, at 85% of their original prices.

(2) 外地的訂戶暫時無須付上支票, 所需郵費將於收到訂購表格後另行通知。

For mailings to addresses outside Hong Kong, please do not send in a cheque now. The required postage will be advised upon receipt of order.

(3) 訂閱超過一本相同名稱及期號的刊物, 請向政府新聞處查詢所需的本地郵費 (電話: (852) 2842 8844 或 (852) 2842 8845, 圖文傳真:
 (852) 2598 7482)。

For subscription to multiple copies per issue with the same title, please consult the Information Services Department about the required local postage.
 (Tel.: (852) 2842 8844 or (852) 2842 8845, Fax: (852) 2598 7482).

你在表格上提供的資料, 只會用作辦理書刊訂購事宜, 不會向任何和訂購無關的人士透露。如欲查看或更改所填報的資料, 請與政府統計
 處的資料管理人員聯絡。地址: 香港灣仔港灣道十二號灣仔政府大樓二十一樓。

The information provided herein will only be used for processing your order of publications and will not be disclosed to parties which are not involved
 in the subscription of these publications. You may seek access to or correction of the information by addressing your request to the Data Controlling
 Officer, Census and Statistics Department, 21/F Wanchai Tower, 12 Harbour Road, Wan Chai, Hong Kong.

專業統計 服務市民

香港特別行政區政府
政府統計處

香港

政府資訊中心 繁體純文字 簡體版 ENGLISH 搜尋 網頁指南

主頁

- 最新消息
- 關於我們
- 主要計劃、事項及發展
- 香港統計資料
- 新聞稿及記者招待會
- 產品及服務
- 傳媒專區
- 統計調查受訪者專區
- 貿易事宜專區
- 統計認知及學生專區
- 相關網址
- 服務台

二零零六年中期人口統計

香港統計數據書店

查閱貨物分類編號

重點提要

- 二零零五年十一月份的零售業銷售額臨時統計數字**
二零零五年十一月份的零售業總銷售額的臨時估計為158億元，較上年同月上升4.2%。
[更多資料](#)
- 《主題性住戶統計調查第二十四號報告書》出版**
《主題性住戶統計調查第二十四號報告書》列載於二零零四年十一月至二零零五年一月期間進行的主題性住戶統計調查的結果，當中包括香港居民使用非專營巴士服務的情況及對《基本法》的認識等主題。
[更多資料](#)
- 二零零五年九月工資及薪金總額統計數字**
二零零五年九月的平均工資率，以名義工資指數計算，較上年同期上升0.8%。薪金總額統計方面，二零零五年第三季的就業人士名義平均薪金指數較上年同期上升3.2%。
[更多資料](#)

RSS 按此獲取以RSS形式發放的最新提要
[關於RSS](#)

人口、住戶及機構統計數字
[關於觀看此地圖](#)

主要統計指標
主要經濟及社會統計指標
[更多資料](#)

香港統計資料

- 人口及生命事件
- 勞工
- 對外貿易
- 工業生產
- 商業
- 科技
- 土地、樓宇、建造及地產
- 房屋及物業
- 運輸、通訊及旅遊
- 政府收支、貨幣、金融
- 物價
- 教育
- 衛生
- 社會福利
- 治安
- 文化、娛樂、康樂
- 環境、氣候及地理
- 能源
- 國民收入及國際收支平衡
- 其他

香港經濟四個主要行業

社會專題研究

新增功能

- 按主題搜尋資料
- 地圖上的分區統計資料
- 查閱貿易貨物分類編號
- 以電子郵件及Really Simple Syndication (RSS)方式通知最新統計資訊
- 為學生、傳媒工作者、統計調查受訪者及進出口人士而設的專區

有關政府統計處網站

- 最新的經濟及社會統計資料及圖表
- 於新聞稿發布當天在網站查閱有關統計數據
- 香港官方統計資料的入門網站

請瀏覽政府統計處網頁
www.censtatd.gov.hk

Quality Statistics to Serve the Community

Census and Statistics Department
The Government of the Hong Kong Special Administrative Region

Government Information Centre | TEXT ONLY 繁體版 简体版 | SEARCH | SITE MAP

Highlights

- Provisional Statistics of Retail Sales for November 2005**
The value of total retail sales in November 2005, provisionally estimated at \$15.8 billion, increased by 4.2% over a year earlier.
[More :](#)
- Wage and Payroll Statistics for September 2005**
The average wage rate, as measured by the wage index, rose by 0.8% in nominal terms in September 2005 over a year earlier. As for payroll, the index of payroll per person engaged increased by 3.2% in nominal terms in the third quarter of 2005 over a year earlier.
[More :](#)
- Report on "External Direct Investment Statistics of Hong Kong 2004" now available on sale**
The report contains detailed statistics including inward direct investment by investor country/territory; outward direct investment by recipient country/territory; opinions of direct investors on investment environment of Hong Kong and more detailed information on external direct investment in Hong Kong.
[More :](#)

RSS To get future highlights in RSS format
[About RSS](#)

Hong Kong Statistics

- [Population and Vital Events](#)
- [Labour](#)
- [External Trade](#)
- [Industrial Production](#)
- [Commerce](#)
- [Science and Technology](#)
- [Land, Building, Construction and Real Estate](#)
- [Housing and Property](#)
- [Transport, Communications and Tourism](#)
- [Public Accounts, Money and Finance](#)
- [Prices](#)
- [Education](#)
- [Health](#)
- [Social Welfare](#)
- [Law and Order](#)
- [Culture, Entertainment and Recreation](#)
- [Environment, Climate and Geography](#)
- [Energy](#)
- [National Income and Balance of Payments](#)
- [Others](#)

Four Key Industries in HK Economy

Social Topics Studies

2006 Population By-census

Statistical Bookstore

Searching Commodity Codes

Population, Household and Establishment Statistics
[About Viewing this Map](#)

Key Indicators
Key Economic & Social Indicators
[More..](#)

New Features

- Information searching by theme
- District statistics on maps
- Trade commodity code searching
- Notification of latest statistics through e-mail and Really Simple Syndication (RSS) tool
- Dedicated corners for students, media workers, survey respondents and importers/exporters

About C&SD Website

- Latest economic and social statistics and charts
- Press releases available on day of release
- Portal site for Hong Kong official statistics

Please visit
www.censtatd.gov.hk