從綜合住戶統計調查搜集所得的社會資料
Social data collected via the General Household Survey

第 63 號專題報告書
Special Topics Report No. 63

殘疾人士及長期病患者
Persons with disabilities and chronic diseases

香港特別行政區 政府統計處
Census and Statistics Department
Hong Kong Special Administrative Region

從綜合住戶統計調查搜集所得的社會資料
Social data collected via the General Household Survey

第 63 號專題報告書
Special Topics Report No. 63

殘疾人士及長期病患者
Persons with disabilities and chronic diseases

有關本刊物的查詢，請聯絡：
政府統計處 社會統計科 特別職務組
地址：香港北角英皇道 250 號北角城中心 5 樓
電話：(852) 2887 5245 圖文傳真：(852) 3106 3512
電郵：disurvey@censtatd.gov.hk

Enquiries about this publication can be directed to:
Special Duty Team
Social Statistics Branch
Census and Statistics Department
Address : 5/F, Fortress Tower, 250 King's Road, North Point, Hong Kong.
Tel. : (852) 2887 5245 Fax : (852) 3106 3512
E-mail : disurvey@censtatd.gov.hk

政府統計處網站 Website of the Census and Statistics Department
www.censtatd.gov.hk

2021 年 12 月出版
Published in December 2021

目錄
Contents

			頁數 Page
背景		**Background**	**v**
統計調查結果摘要		**Summary of survey findings**	**vii**
統計圖表目錄表		**List of charts and tables**	**xvi**
1.	引言	**Introduction**	**1**
2.	統計調查方法及運作	**Survey methodology and operation**	**5**
3.	概念及定義	**Concepts and definitions**	**14**
4.	資料的局限	**Limitations of the data**	**22**
5.	殘疾人士的人口及社會經濟概況	**Demographic and socio-economic profiles of persons with disabilities**	**28**
6.	選定殘疾類別的額外資料	**Further information of selected types of disability**	**81**
7.	長期病患者的人口及社會經濟概況	**Demographic and socio-economic profiles of persons with chronic diseases**	**102**
8.	殘疾及長期病患對日常生活的影響	**Impact of disabilities and chronic diseases on day-to-day living**	**125**
9.	居住在住戶內的殘疾人士及有特定需要的長期病患者的照顧者	**Carers of persons with disabilities and persons with chronic diseases who had specific needs residing in households**	**148**
10.	殘疾人士及有特定需要的長期病患者的交通安排	**Transportation arrangement for persons with disabilities and persons with chronic diseases who had specific needs**	**203**
11.	殘疾人士及有特定需要的長期病患者的資訊科技運用情況	**Usage of information technology of persons with disabilities and persons with chronic diseases who had specific needs**	**232**

				頁數 Page
12.	有關按主要功能範疇及延伸功能範疇分析的概念及統計調查結果		**Concepts and survey results analysed by core functioning domains and extended functioning domains**	**248**

附錄 **Appendices**

1	用語及定義	**1**	**Terms and definitions**	**264**
2	統計調查所搜集的主要資料項目	**2**	**Major data items collected in the survey**	**268**
3（甲）	有關住院智障人士的院舍統計調查結果	**3A**	**Results of the institutions survey pertaining to institutional residents with intellectual disability**	**272**
3（乙）	從專題訪問估計所得有關居住在住戶內的智障人士的人口及社會經濟概況	**3B**	**Demographic and socio-economic profiles of persons with intellectual disability residing in households as estimated from the special topic enquiry**	**279**
3（丙）	智障人士總數的統計評估	**3C**	**Statistical assessment on the total number of persons with intellectual disability**	**288**
4	按 **2013** 年原有定義編製的殘疾人士的人口及社會經濟概況	**4**	**Demographic and socio-economic profiles of persons with disabilities based on the original definition adopted in 2013**	**292**
5	估計的可靠性	**5**	**Reliability of the estimates**	**327**
6	曾出版的從綜合住戶統計調查搜集所得的社會資料專題報告書	**6**	**Previously published Special Topics Reports on social data collected via the General Household Survey**	**329**
獲取政府統計處刊物的方法			**Means of obtaining publications of the Census and Statistics Department**	**341**

背景
Background

這是專題報告書系列中的第 63 號，列載透過「綜合住戶統計調查」進行的專題訪問所搜集得的資料。

This is the 63rd issue in a series of Special Topics Report to present the results of the supplementary enquiries conducted via the General Household Survey (GHS).

目的

「綜合住戶統計調查」是一項自 1981 年 8 月開始持續進行的抽樣統計調查，旨在搜集有關勞動人口、就業、失業及就業不足的資料。另一方面，專題訪問是透過「綜合住戶統計調查」以非經常性的形式進行，目的是搜集政府各政策局與部門所需有關各類社會專題的特定統計資料。

Objective

The GHS is a continuous sample survey which has been conducted since August 1981. Its primary objective is to collect information on the labour force, employment, unemployment and underemployment. On the other hand, the supplementary enquiries attached to the GHS are conducted on an ad hoc basis to collect specified statistical data on a wide range of social topics required by Government bureaux and departments.

本報告書所包括的專題

專題 *(訪問期)*

殘疾人士及長期病患者
(2019 年 8 月至 2020 年 12 月)

Topic included in this report

Topic *(Enquiry period)*

Persons with disabilities and chronic diseases
(August 2019 to December 2020)

數字的進位

由於四捨五入關係，統計圖表內個別項目的數字加起來可能與總數略有出入。

Rounding of figures

There may be a slight discrepancy between the sum of individual items and the total as shown in charts and tables owing to rounding.

曾出版的專題報告書

附錄 6 列出過往曾出版的本系列中各號專題報告書。

Previously published Special Topics Reports

The list of past Special Topics Reports published in this series is given in Appendix 6.

[此頁特意留為空白]
[This page is intentionally left blank]

統計調查結果摘要
Summary of survey findings

引言

1. 政府統計處於 2019 年 8 月至 2020 年 12 月期間，進行一項有關**殘疾人士及長期病患者的**全港性**統計調查**，估計有選定殘疾類別及長期病患的總人數及其普遍率。是項統計調查亦搜集殘疾人士及長期病患者的基本概況的資料，並提供有關他們的照顧者的資料。

2. 殘疾人士及長期病患者的統計調查分三部分進行。第一部分為於 2019 年 8 月至 9 月期間透過「綜合住戶統計調查」進行的「長期病患者」*專題訪問*，以搜集居住在住戶內的長期病患者的資料。第二部分為於 2019 年 11 月至 2020 年 11 月期間透過「綜合住戶統計調查」進行的「殘疾人士」*專題訪問*，以搜集居住在住戶內的殘疾人士的資料。第三部分為於 2020 年 5 月至 12 月期間進行的*院舍統計調查*，以搜集居住在提供住宿服務的院舍內的殘疾人士及長期病患者的資料。在編製統計調查結果時，有關的數字已進行適當的統計調整，以推算 2020 年的情況。因此，本報告書內所載的統計數字均反映 2020 年的情況。

3. 因應搜集殘疾統計數字的最新國際發展，是次統計調查更新了四種選定殘疾類別（身體活動能力受限制、視覺有困難、聽覺有困難、溝通能力有困難）的定義，相關的統計調查結果因而不能與以往的結果作直接比較。有關殘疾的概念、定義及所作出的更新，請參閱本報告書第 3 章。

4. 以下是統計調查結果的撮要。

(a) 殘疾人士的概況
[統計調查的主要結果詳見本報告書第 5 章。]

Introduction

1. A territory-wide **survey on persons with disabilities and chronic diseases** was conducted during August 2019 - December 2020 to estimate the total number and prevalence rate of persons with selected types of disability and chronic diseases. It also collected information on the basic profiles of persons with disabilities and persons with chronic diseases as well as information about the carers of these persons.

2. The survey on persons with disabilities and chronic diseases was organised into three parts. The first part was a *special topic enquiry* (STE) on "Persons with chronic diseases" conducted via the General Household Survey (GHS) during August - September 2019, collecting data from persons with chronic diseases who resided in households. The second part was a STE on "Persons with disabilities" conducted via the GHS during November 2019 - November 2020, collecting data from persons with disabilities who resided in households. The third part was an *institutions survey* conducted during May - December 2020 to collect data from persons with disabilities and persons with chronic diseases who resided in institutions with residential services. In compiling the survey results, statistical adjustment had been applied to relevant figures to project the situation in 2020. Therefore, the statistics presented in this report reflect the situation in 2020.

3. In relation to the latest international development in collecting statistical data on disability, the definitions for the four selected types of disability (restriction in body movement, seeing difficulty, hearing difficulty and communication difficulty) have been updated in this round of the survey and hence the survey findings concerned are not directly comparable with the past results. For details on the concepts and definitions of disability and the updates made, please see Chapter 3 of this report.

4. The key findings of the survey are summarised below.

(a) General profile of persons with disabilities
[Please see Chapter 5 of this report for details on the major findings.]

殘疾人士

- 在 2020 年，534 200 人有一項或多於一項下列的殘疾類別：(1) 身體活動能力受限制；(2) 視覺有困難；(3) 聽覺有困難；(4) 溝通能力有困難；(5) 精神病／情緒病；(6) 自閉症譜系障礙；(7) 特殊學習困難；及(8) 注意力不足／過度活躍症。 （見第 5.4 段）

- 有該些殘疾類別人士的整體普遍率（以佔全港整體人口的百分比計算）為 7.1%。（見第 5.4 段）

- 是項統計調查亦有搜集有關居住於院舍及住戶的智障人士的資料。然而，根據統計調查結果得出的居住於住戶的智障人士數目有明顯低估的情況。因此，本報告書內有關智障人士的統計調查結果的分析，與其他殘疾類別人士的分析分開處理。根據基於不同相關數據來源的粗略統計評估，全港智障人士的總數可能為 77 000 人至 90 000 人左右，即代表全港智障人士的普遍率為 1.0%至 1.2%。 （見第 4.9 - 4.16 段）

Persons with disabilities

- In 2020, 534 200 persons had one or more of the following types of disability: (1) restriction in body movement; (2) seeing difficulty; (3) hearing difficulty; (4) communication difficulty; (5) mental illness / mood disorder; (6) Autism Spectrum Disorder (ASD); (7) Specific Learning Difficulties (SpLD); and (8) Attention Deficit / Hyperactivity Disorder (AD/HD). (see paragraph 5.4)

- The overall prevalence rate of persons with such types of disability (expressed as a percentage of the total population of Hong Kong) was 7.1%. (see paragraph 5.4)

- The survey also collected information on persons with intellectual disability (ID) residing in institutions and households. However, there was strong indication of under-estimation in respect of the number of persons with ID residing in households as derived from the survey findings. Hence, the analysis of survey findings pertaining to the persons with ID has been separated from that of persons with other types of disability in this report. A crude statistical assessment based on various relevant data sources indicated that the total number of persons with ID in Hong Kong was likely to be in the region of 77 000 - 90 000, representing a prevalence rate of some 1.0% - 1.2% for persons with ID in Hong Kong. (see paragraphs 4.9 - 4.16)

只有一種／有多於一種殘疾類別

- 該 534 200 名殘疾人士（只有智障的人士除外）中，72.5%只有單一種殘疾類別。由於智障並不包括在內，部分只有單一種殘疾類別人士，可能同時有智障的情況。（見第 5.7 段）

- 27.5%有多於一種殘疾類別。（見第 5.7 段）

With single disability / multiple disabilities

- 72.5% of those 534 200 persons with disabilities (excluding persons with ID only) were with single disability. Since ID was not included, some persons with single disability might have the condition of ID at the same time. (see paragraph 5.7)

- 27.5% were with multiple disabilities. (see paragraph 5.7)

有個別殘疾類別的人士

- 244 000 人表示身體活動能力受限制（在整體人口內的普遍率為 3.3%）。（見第 5.5 段）

Persons with individual types of disability

- 244 000 persons reported that they were with restriction in body movement (with a prevalence rate of 3.3% among the total

- 47 600 人視覺有困難（普遍率為 0.6%）。（見第 5.5 段）
- 47 900 人聽覺有困難（普遍率為 0.6%）。（見第 5.5 段）
- 48 700 人溝通能力有困難（普遍率為 0.7%）。（見第 5.5 段）
- 256 800 人有精神病／情緒病（普遍率為 3.4%）。（見第 5.5 段）
- 22 400 人有自閉症譜系障礙（普遍率為 0.3%）。（見第 5.5 段）
- 35 400 人有特殊學習困難（普遍率為 0.5%）。（見第 5.5 段）
- 38 200 人有注意力不足／過度活躍症（普遍率為 0.5%）。（見第 5.5 段）

(b) 選定殘疾類別的額外資料
[統計調查的主要結果詳見本報告書第 6 章。]

困難程度

- 43 400 人（佔整體人口的 0.6%）視覺有很大困難，4 200 人（0.1%）則完全看不到。（見第 6.2 段）
- 44 300 人（佔整體人口的 0.6%）聽覺有很大困難，3 600 人（少於 0.05%）則完全聽不到。（見第 6.4 段）
- 42 300 人（佔 2 歲及以上人士的 0.6%）溝通有很大困難，6 300 人（0.1%）則完全溝通不到。（見第 6.6 段）
- 在與身體活動能力相關的基本活動功能範疇（即平地步行、用手和手指拿起小物件、

population). (see paragraph 5.5)

- 47 600 persons were with seeing difficulty (prevalence rate of 0.6%). (see paragraph 5.5)
- 47 900 persons were with hearing difficulty (prevalence rate of 0.6%). (see paragraph 5.5)
- 48 700 persons were with communication difficulty (prevalence rate of 0.7%). (see paragraph 5.5)
- 256 800 persons were with mental illness / mood disorder (prevalence rate of 3.4%). (see paragraph 5.5)
- 22 400 persons were with ASD (prevalence rate of 0.3%). (see paragraph 5.5)
- 35 400 persons were with SpLD (prevalence rate of 0.5%). (see paragraph 5.5)
- 38 200 persons were with AD/HD (prevalence rate of 0.5%). (see paragraph 5.5)

(b) Further information of selected types of disability
[Please see Chapter 6 of this report for details on the major findings.]

Level of difficulty

- 43 400 persons (0.6% of total population) had a lot of difficulty in seeing and 4 200 persons (0.1%) could not see at all. (see paragraph 6.2)
- 44 300 persons (0.6% of total population) had a lot of difficulty in hearing and 3 600 persons (less than 0.05%) could not hear at all. (see paragraph 6.4)
- 42 300 persons (0.6% of persons aged 2 and over) had a lot of difficulty in communication and 6 300 persons (0.1%) could not communicate at all. (see paragraph 6.6)
- In the basic activity functioning domains regarding body movement (i.e. walking on level ground, using hands and fingers to grasp

上落樓梯以及提起重物件）中，有 138 600 人（佔 2 歲及以上人士的 1.9%）表示自己遇上的最大困難程度為有「很大困難」，而 105 400 人（1.4%）表示在至少一項範疇「完全不能做到」。 （見第 6.7 段）

small object, walking up or down a flight of stairs and carrying heavy object), 138 600 persons (1.9% of persons aged 2 and over) indicated that the largest difficulty they encountered was "a lot of difficulty" while 105 400 persons (1.4%) indicated "could not do at all" in at least one of the domains. (see paragraph 6.7)

在日常溝通中使用手語的概況

- 6 000 人（佔 2 歲及以上人士的 0.1%）在日常溝通中使用手語。 （見第 6.13 段）
- 3 000 名聽覺有困難人士（佔 2 歲及以上聽覺有困難人士的 6.3%）在日常溝通中使用手語。 （見第 6.15 段）
- 2 400 名溝通能力有困難人士（佔 2 歲及以上溝通能力有困難人士的 5.0%）在日常溝通中使用手語。 （見第 6.16 段）

Usage of sign language in usual communication

- 6 000 persons (0.1% of persons aged 2 and over) used sign language in their usual communication. (see paragraph 6.13)
- 3 000 persons with hearing difficulty (6.3% of persons aged 2 and over with hearing difficulty) used sign language in their usual communication. (see paragraph 6.15)
- 2 400 persons with communication difficulty (5.0% of persons aged 2 and over with communication difficulty) used sign language in their usual communication. (see paragraph 6.16)

使用輔助儀器的人士

- 74 200 名人士（佔整體人口的 1.0%）必須使用輪椅代步／步行。 （見第 6.17 段）
- 53 400 名人士（佔整體人口的 0.7%）有使用聽覺輔助儀器／工具。 （見第 6.20 段）

Persons using assistive devices

- 74 200 persons (1.0% of total population) were always using a wheelchair to move / walk around. (see paragraph 6.17)
- 53 400 persons (0.7% of total population) were using a hearing aid/tool. (see paragraph 6.20)

(c) 長期病患者的概況
[統計調查的主要結果詳見本報告書第 7 章。]

- 在 2020 年，1 799 100 人需要長期（即持續最少 6 個月的時間）接受藥物治療、覆診或打針服藥以治療某種（或多於一種）疾病，約佔全港整體人口的 24.1%，較 2013 年的 1 375 200 人（19.2%）為高。（見第 7.1 段）
- 首三類最普遍提及的需要長期接受藥物治療、覆診或打針服藥的病患為高血壓（佔整體人口的 12.6%）、糖尿病（5.2%）及膽固

(c) General profile of persons with chronic diseases
[Please see Chapter 7 of this report for details on the major findings.]

- In 2020, 1 799 100 persons required long-term (i.e. lasting at least 6 months) medical treatment, consultation or medication for certain type(s) of diseases, representing about 24.1% of the total population of Hong Kong, higher than the 1 375 200 persons (19.2%) in 2013. (see paragraph 7.1)
- The three most commonly cited diseases that required long-term medical treatment, consultation or medication were hypertension

醇過高（5.1%）。 （見第 7.2 段）

(12.6% of the total population), diabetes mellitus (5.2%) and high cholesterol (5.1%). (see paragraph 7.2)

(d) 殘疾及長期病患對日常生活的影響
[統計調查的主要結果詳見本報告書第 8 章。]

在日常生活中有否困難

- 117 600 名殘疾人士（佔所有殘疾人士的 22.0%，只有智障的人士除外）表示因其殘疾而令其在日常生活有很大困難；另外，257 600 人（48.2%）表示有少許困難。（見第 8.3 段）
- 132 300 名長期病患者（佔所有長期病患者的 7.4%）表示因其長期病患而令其在日常生活有很大困難；另外，426 100 人（23.7%）表示有少許困難。 （見第 8.3 段）

(d) Impact of disabilities and chronic diseases on day-to-day living
[Please see Chapter 8 of this report for details on the major findings.]

Whether had difficulty in day-to-day living

- 117 600 persons with disabilities (22.0% of all persons with disabilities, excluding persons with ID only) indicated that they had a lot of difficulty in day-to-day living due to their disabilities; another 257 600 persons (48.2%) said that they had some difficulty. (see paragraph 8.3)
- 132 300 persons with chronic diseases (7.4% of all persons with chronic diseases) had a lot of difficulty in day-to-day living due to their long-term health problems; another 426 100 persons (23.7%) had some difficulty. (see paragraph 8.3)

(e) 居住在住戶內的殘疾人士及有特定需要的長期病患者的照顧者
[統計調查的主要結果詳見本報告書第 9 章。]

- 在 462 400 名居住在住戶內的殘疾人士（只有智障的人士除外）中，有 204 200 人（44.2%）因其殘疾及長期病患而有別人照顧其日常生活。 （見第 9.5 段）
- 在 580 800 名居住在住戶內的有特定需要的長期病患者中，有 248 000 人（42.7%）因其殘疾及長期病患而有別人照顧其日常生活。 （見第 9.5 段）

是否與照顧者共住

- 在 204 200 名居住在住戶內而有別人照顧其日常生活的殘疾人士（只有智障的人士除外）中，84.8%與照顧者共住。照顧者為

(e) Carers of persons with disabilities and persons with chronic diseases who had specific needs residing in households
[Please see Chapter 9 of this report for details on the major findings.]

- Among those 462 400 persons with disabilities (excluding persons with ID only) residing in households, 204 200 (44.2%) had another person taking care of their day-to-day living due to their disabilities and chronic diseases. (see paragraph 9.5)
- Among those 580 800 persons with chronic diseases who had specific needs residing in households, 248 000 (42.7%) had another person taking care of their day-to-day living due to their disabilities and chronic diseases. (see paragraph 9.5)

Whether living together with the carer

- 84.8% of those 204 200 persons with disabilities (excluding persons with ID only) residing in households who had another

一星期內照顧他們最長時間的人士。（見第 9.10 段）

person taking care of their day-to-day living were living together with their carer. Carer referred to the person who provided the longest hours of caring services during a week. (see paragraph 9.10)

- 在 248 000 名居住在住戶內而有別人照顧其日常生活及有特定需要的長期病患者中，83.3%與照顧者共住。（見第 9.10 段）

- 83.3% of those 248 000 persons with chronic diseases who had specific needs residing in households and had another person taking care of their day-to-day living were living together with their carer. (see paragraph 9.10)

照顧者的身分

Identity of the carer

- 在該 204 200 名居住在住戶內而有別人照顧其日常生活的殘疾人士（只有智障的人士除外）中，28.7%主要由他們的子女／女婿／媳婦照顧。28.2%是他們的家庭傭工，20.7%是他們的配偶，而 15.0%是他們的父母。（見第 9.12 段）

- Among those 204 200 persons with disabilities (excluding persons with ID only) residing in households who had another person taking care of their day-to-day living, 28.7% were taken care of by their children/son-in-law/daughter-in-law. 28.2% were their domestic helpers, 20.7% were their spouses and 15.0% were their parents. (see paragraph 9.12)

- 在該 248 000 名居住在住戶內而有別人照顧其日常生活及有特定需要的長期病患者中，31.9%主要由他們的子女／女婿／媳婦照顧。28.9%是他們的配偶，24.5%是他們的家庭傭工，而 7.9%是他們的父母。（見第 9.12 段）

- Among those 248 000 persons with chronic diseases who had specific needs residing in households and had another person taking care of their day-to-day living, 31.9% were taken care of by their children/son-in-law/daughter-in-law. 28.9% were their spouses, 24.5% were their domestic helpers and 7.9% were their parents. (see paragraph 9.12)

每周通常受照顧者照顧時數

Usual hours of caring services provided by the carer per week

- 居住在住戶內而有別人照顧其日常生活的殘疾人士（只有智障的人士除外）每周通常受照顧者照顧時數的中位數為 42 小時。（見第 9.16 段）

- The median usual hours of caring services provided by the carer per week to those persons with disabilities residing in households (excluding persons with ID only) who had another person taking care of their day-to-day living was 42 hours. (see paragraph 9.16)

- 居住在住戶內而有別人照顧其日常生活及有特定需要的長期病患者每周通常受照顧者照顧時數的中位數為 35 小時。（見第 9.16 段）

- The median usual hours of caring services provided by the carer per week to those persons with chronic diseases who had specific needs residing in households and had another person taking care of their day-to-day living was 35 hours. (see paragraph 9.16)

特定照顧者因照顧而感到有精神壓力的頻率

- 在 150 800 名居住在住戶內而有特定照顧者的殘疾人士（只有智障的人士除外）中，52.4%的照顧者在統計前 1 個月曾因照顧而感到有精神壓力。 （見第 9.29 段）

- 在 162 000 名居住在住戶內而有特定照顧者及有特定需要的長期病患者中，54.9%的照顧者在統計前 1 個月曾因照顧而感到有精神壓力。 （見第 9.29 段）

Frequency of the specific carer feeling stressed due to the caring services

- Among the 150 800 persons with disabilities (excluding persons with ID only) residing in households who had a specific carer, 52.4% of their carers felt stressed due to the caring services during the 1 month before enumeration. (see paragraph 9.29)

- Among the 162 000 persons with chronic diseases who had specific needs residing in households and had a specific carer, 54.9% of their carers felt stressed due to the caring services during the 1 month before enumeration. (see paragraph 9.29)

(f) 交通安排
[統計調查的主要結果詳見本報告書第 10 章。]

會否出外／出外主要目的

- 509 400 名殘疾人士（佔所有殘疾人士的 95.4%，只有智障的人士除外）表示會出外，最普遍提及的出外目的為「覆診／接受治療」（佔所有殘疾人士的 79.1%）。（見第 10.3 段）

- 632 600 名有特定需要的長期病患者（佔所有有特定需要的長期病患者的 96.1%）表示會出外，最普遍提及的出外目的為「覆診／接受治療」（佔所有有特定需要的長期病患者的 89.9%）。 （見第 10.5 段）

乘搭交通工具是否需要協助

- 在 509 400 名會出外的殘疾人士（只有智障的人士除外）中，94.5%會乘搭交通工具，233 700 人（45.9%）表示乘搭交通工具時需要別人協助，247 600 人（48.6%）則表示不需要協助。 （見第 10.6 段）

(f) Transportation arrangement
[Please see Chapter 10 of this report for details on the major findings.]

Whether going out / main purpose of going out

- 509 400 persons with disabilities (95.4% of all persons with disabilities, excluding persons with ID only) indicated that they would go out. The most commonly cited purpose of going out was "medical consultation/ treatment" (79.1% of all persons with disabilities). (see paragraph 10.3)

- 632 600 persons with chronic diseases who had specific needs (96.1% of all persons with chronic diseases who had specific needs) indicated that they would go out. The most commonly cited purpose of going out was "medical consultation/treatment" (89.9% of all persons with chronic diseases who had specific needs). (see paragraph 10.5)

Whether needed assistance in transportation

- Of those 509 400 persons with disabilities (excluding persons with ID only) who would go out, 94.5% would take transportation. 233 700 persons (45.9%) cited that they needed assistance from others in transportation. 247 600 persons (48.6%) did not need such assistance. (see paragraph 10.6)

- 在 632 600 名會出外及有特定需要的長期病患者中，93.2%會乘搭交通工具，266 400 人（42.1%）表示乘搭交通工具時需要別人協助，323 200 人（51.1%）則表示不需要協助。 （見第 10.8 段）

- Of those 632 600 persons with chronic diseases who had specific needs and would go out, 93.2% would take transportation. 266 400 persons (42.1%) cited that they needed assistance from others in transportation. 323 200 persons (51.1%) did not need such assistance. (see paragraph 10.8)

主要使用的交通工具

Principal mode of transportation used

- 在該 481 300 名會乘搭交通工具的殘疾人士（只有智障的人士除外）中，52.3%表示主要使用的交通工具為「公共巴士」。（見第 10.9 段）

- 52.3% of the 481 300 persons with disabilities (excluding persons with ID only) who would take transportation indicated that "public bus" was their principal mode of transportation used. (see paragraph 10.9)

- 在該 589 700 名會乘搭交通工具及有特定需要的長期病患者中，48.7%表示主要使用的交通工具為「公共巴士」。（見第 10.11 段）

- 48.7% of the 589 700 persons with chronic diseases who had specific needs and would take transportation indicated that "public bus" was their principal mode of transportation used. (see paragraph 10.11)

(g) 資訊科技運用情況
[統計調查的主要結果詳見本報告書第 11 章。]

- 278 200 名殘疾人士（佔 10 歲及以上殘疾人士的 54.1%，只有智障的人士除外）在統計前 12 個月有使用過互聯網。（見第 11.3 段）

- 310 400 名有特定需要的長期病患者（佔 10 歲及以上有特定需要的長期病患者的 47.8%）在統計前 12 個月有使用過互聯網。（見第 11.3 段）

- 383 100 名殘疾人士（佔 10 歲及以上殘疾人士的 74.6%，只有智障的人士除外）擁有智能手機。 （見第 11.11 段）

- 418 600 名有特定需要的長期病患者（佔 10 歲及以上有特定需要的長期病患者的 64.4%）擁有智能手機。 （見第 11.11 段）

(g) Usage of information technology
[Please see Chapter 11 of this report for details on the major findings.]

- 278 200 persons with disabilities (54.1% of persons aged 10 and over with disabilities, excluding persons with ID only) had used the Internet during the 12 months before enumeration. (see paragraph 11.3)

- 310 400 persons with chronic diseases who had specific needs (47.8% of persons aged 10 and over with chronic diseases who had specific needs) had used the Internet during the 12 months before enumeration. (see paragraph 11.3)

- 383 100 persons with disabilities (74.6% of persons aged 10 and over with disabilities, excluding persons with ID only) had smartphone. (see paragraph 11.11)

- 418 600 persons with chronic diseases who had specific needs (64.4% of persons aged 10 and over with chronic diseases who had specific needs) had smartphone. (see paragraph 11.11)

(h) 主要／延伸功能範疇的困難程度
[統計調查的主要結果詳見本報告書第 12 章。]

- 在下列功能範疇：(1) 視覺能力；(2) 聽覺能力；(3) 平地步行／上落樓梯；(4) 認知能力；(5) 自理能力；(6) 溝通能力；(7) 用手和手指拿起小物件／提起重物件；及(8) 學習中，約有 879 100 人（佔整體人口的 11.8%）表示自己遇上的最大困難程度為有「少許困難」，216 800 人（2.9%）的最大困難程度為有「很大困難」，而 115 000 人（1.5%）表示在至少一項「完全不能做到」。（見第 12.17 段）

- 按年齡分析，表示在以上至少一項功能範疇中「完全不能做到」的人士的年齡中位數為 83 歲。（見第 12.18 段）

(h) Level of difficulty in core/extended functioning domains
[Please see Chapter 12 of this report for details on the major findings.]

- In the following functioning domains: (1) seeing; (2) hearing; (3) walking on level ground / walking up or down a flight of stairs; (4) cognition; (5) self-care; (6) communication; (7) using hands and fingers to grasp small object / carrying heavy object; and (8) learning, some 879 100 persons (11.8% of total population) reported that the largest difficulty they encountered was "some difficulty", some 216 800 persons (2.9%) indicated the largest difficulty was "a lot of difficulty" and some 115 000 persons (1.5%) indicated "could not do at all" in at least one of the domains. (see paragraph 12.17)

- Analysed by age, the median age of persons who indicated "could not do at all" in at least one of the above functioning domains was 83. (see paragraph 12.18)

統計圖表目錄表
List of charts and tables

				頁數 Page
5.	**殘疾人士的人口及社會經濟概況**	**5.**	**Demographic and socio-economic profiles of persons with disabilities**	
圖 5.1	殘疾人士的普遍率	Chart 5.1	Prevalence rate of persons with disabilities	37
圖 5.2	按住處類別及年齡劃分的殘疾人士的百分比分布	Chart 5.2	Percentage distribution of persons with disabilities by type of residence and age	38
表 5.1	按下列變量／分類劃分的殘疾人士數目：	Table 5.1	Persons with disabilities by:	
	a. 選定的殘疾類別及只有一種／有多於一種殘疾類別		a. selected type of disability and with single disability / multiple disabilities	39
	b. 年齡／性別及選定的殘疾類別		b. age/sex and selected type of disability	40
	c. 婚姻狀況／教育程度及選定的殘疾類別		c. marital status / educational attainment and selected type of disability	44
	d. 居住地區及選定的殘疾類別		d. area of residence and selected type of disability	48
	e. 房屋類別及選定的殘疾類別		e. type of housing and selected type of disability	52
	f. 年齡／經濟活動身分及選定的殘疾類別		f. age / economic activity status and selected type of disability	56
表 5.2	按下列變量／分類劃分的就業殘疾人士數目：	Table 5.2	Employed persons with disabilities by:	
	a. 選定的殘疾類別及只有一種／有多於一種殘疾類別		a. selected type of disability and with single disability / multiple disabilities	60
	b. 年齡／性別及選定的殘疾類別		b. age/sex and selected type of disability	61
	c. 婚姻狀況／教育程度及選定的殘疾類別		c. marital status / educational attainment and selected type of disability	65
	d. 行業及選定的殘疾類別		d. industry and selected type of disability	69
	e. 職業及選定的殘疾類別		e. occupation and selected type of disability	73
	f. 每月就業收入及選定的殘疾類別		f. monthly employment earnings and selected type of disability	77

頁數
Page

6.	**選定殘疾類別的額外資料**	**6.**	**Further information of selected types of disability**	
表 6.1	按下列變量／分類劃分的人士數目：	Table 6.1	Persons by:	
	a. 選定的基本活動功能範疇及困難程度		a. selected basic activity functioning domains and level of difficulty	86
	b. 有否使用特別助視眼鏡及視覺困難程度		b. whether using specialised glasses and level of difficulty in seeing	87
	c. 有否使用助聽器／人工耳蝸及聽覺困難程度		c. whether using a hearing aid / cochlear implant and level of difficulty in hearing	87
表 6.2a	按年齡／性別及視覺困難程度劃分的人士數目	Table 6.2a	Persons by age/sex and level of difficulty in seeing	88
表 6.2b	按年齡／性別及聽覺困難程度劃分的人士數目	Table 6.2b	Persons by age/sex and level of difficulty in hearing	89
表 6.2c	按年齡／性別及溝通能力困難程度劃分的 2 歲及以上人士數目	Table 6.2c	Persons aged 2 and over by age/sex and level of difficulty in communication	90
表 6.2d	按年齡／性別及身體活動困難程度劃分的 2 歲及以上人士數目	Table 6.2d	Persons aged 2 and over by age/sex and level of difficulty in body movement	91
表 6.2e	按年齡／性別及平地步行困難程度劃分的 2 歲及以上人士數目	Table 6.2e	Persons aged 2 and over by age/sex and level of difficulty in walking on level ground	92
表 6.2f	按年齡／性別及用手和手指拿起小物件困難程度劃分的 2 歲及以上人士數目	Table 6.2f	Persons aged 2 and over by age/sex and level of difficulty in using hands and fingers to grasp small object	93
表 6.2g	按年齡／性別及上落樓梯困難程度劃分的 5 歲及以上人士數目	Table 6.2g	Persons aged 5 and over by age/sex and level of difficulty in walking up or down a flight of stairs	94
表 6.2h	按年齡／性別及提起重物件困難程度劃分的 12 歲及以上人士數目	Table 6.2h	Persons aged 12 and over by age/sex and level of difficulty in carrying heavy object	95
表 6.3a	按年齡／性別及日常溝通中有否使用手語劃分的 2 歲及以上人士數目	Table 6.3a	Persons aged 2 and over by age/sex and whether using sign language in usual communication	96

				頁數 Page
表 6.3b	按年齡／性別及日常溝通中有否使用手語劃分的 2 歲及以上聽覺有困難人士數目	Table 6.3b	Persons aged 2 and over with hearing difficulty by age/sex and whether using sign language in usual communication	97
表 6.3c	按年齡／性別及日常溝通中有否使用手語劃分的 2 歲及以上溝通能力有困難人士數目	Table 6.3c	Persons aged 2 and over with communication difficulty by age/sex and whether using sign language in usual communication	98
表 6.4	按下列變量／分類劃分的人士數目：	Table 6.4	Persons by:	
	a. 有否使用輪椅／其他特定輔助工具代步／步行		a. whether using a wheelchair / other specialised aid/tool to move / walk around	99
	b. 有否使用義肢		b. whether using artificial limb	99
表 6.5	按有否使用視覺輔助儀器／工具劃分的人士數目	Table 6.5	Persons by whether using a visual aid/tool	100
表 6.6	按有否使用聽覺輔助儀器／工具劃分的人士數目	Table 6.6	Persons by whether using a hearing aid/tool	100
表 6.7	按有否使用言語／溝通輔助儀器／工具劃分的 2 歲及以上人士數目	Table 6.7	Persons aged 2 and over by whether using a speech/communication aid/tool	101
7.	**長期病患者的人口及社會經濟概況**	**7.**	**Demographic and socio-economic profiles of persons with chronic diseases**	
圖 7.1	選定長期病患者的普遍率	Chart 7.1	Prevalence rate of persons with selected type of chronic diseases	107
圖 7.2	按住處類別及年齡劃分的長期病患者的百分比分布	Chart 7.2	Percentage distribution of persons with chronic diseases by type of residence and age	108
表 7.1	按下列變量／分類劃分的長期病患者數目：	Table 7.1	Persons with chronic diseases by:	
	a. 選定的長期病患類別		a. selected type of chronic diseases	109
	b. 年齡及性別		b. age and sex	110
	c. 年齡及選定的長期病患類別		c. age and selected type of chronic diseases	111
	d. 婚姻狀況／教育程度		d. marital status / educational attainment	116
	e. 居住地區		e. area of residence	117
	f. 房屋類別		f. type of housing	118
	g. 年齡／經濟活動身分		g. age / economic activity status	119

頁數
Page

表 7.2	按下列變量／分類劃分的就業長期病患者數目：	Table 7.2	Employed persons with chronic diseases by:	
	a. 年齡及性別		a. age and sex	120
	b. 婚姻狀況／教育程度		b. marital status / educational attainment	121
	c. 行業		c. industry	122
	d. 職業		d. occupation	123
	e. 每月就業收入		e. monthly employment earnings	124
8.	**殘疾及長期病患對日常生活的影響**	**8.**	**Impact of disabilities and chronic diseases on day-to-day living**	
表 8.1	按選定的殘疾類別及是否因其殘疾及長期病患而令其在日常生活有困難劃分的殘疾人士及長期病患者數目	Table 8.1	Persons with disabilities and persons with chronic diseases by selected type of disability and whether had difficulty in day-to-day living due to their disabilities and chronic diseases	132
表 8.2	按選定的殘疾類別及自我評估的整體健康狀況劃分的殘疾人士及長期病患者數目	Table 8.2	Persons with disabilities and persons with chronic diseases by selected type of disability and self-perceived general health condition	133
表 8.3	按選定的殘疾類別及是否因其殘疾及長期病患而令其在學校學習遇到困難劃分的殘疾及有特定需要的長期病患學生數目	Table 8.3	Students with disabilities and students with chronic diseases who had specific needs by selected type of disability and whether had difficulty in studying at school due to their disabilities and chronic diseases	134
表 8.4	按選定的殘疾類別及是否因其殘疾及長期病患而令其在工作上遇到困難劃分的從事經濟活動殘疾人士及有特定需要的長期病患者數目	Table 8.4	Economically active persons with disabilities and those with chronic diseases who had specific needs by selected type of disability and whether had difficulty at work due to their disabilities and chronic diseases	135
表 8.5	按選定的殘疾類別及是否因其殘疾及長期病患而令其在居住環境遇到困難劃分的殘疾人士及有特定需要的長期病患者數目	Table 8.5	Persons with disabilities and persons with chronic diseases who had specific needs by selected type of disability and whether had difficulty in living environment due to their disabilities and chronic diseases	136

				頁數 Page
表 8.6	按選定的殘疾類別及是否因其殘疾及長期病患而令其在醫療／復康服務遇到困難劃分的殘疾人士及有特定需要的長期病患者數目	Table 8.6	Persons with disabilities and persons with chronic diseases who had specific needs by selected type of disability and whether had difficulty in medical care / rehabilitation service due to their disabilities and chronic diseases	137
表 8.7	按選定的殘疾類別及是否因其殘疾及長期病患而令其在社區生活遇到困難劃分的殘疾人士及有特定需要的長期病患者數目	Table 8.7	Persons with disabilities and persons with chronic diseases who had specific needs by selected type of disability and whether had difficulty in community life due to their disabilities and chronic diseases	138
表 8.8	按選定的殘疾類別及是否因其殘疾及長期病患而令其出外活動遇到困難劃分的殘疾人士及有特定需要的長期病患者數目	Table 8.8	Persons with disabilities and persons with chronic diseases who had specific needs by selected type of disability and whether had difficulty in going out due to their disabilities and chronic diseases	139
表 8.9	按選定的殘疾類別及是否因其殘疾及長期病患而令其打理家務遇到困難劃分的 15 歲及以上殘疾人士及有特定需要的長期病患者數目	Table 8.9	Persons aged 15 and over with disabilities and those with chronic diseases who had specific needs by selected type of disability and whether had difficulty in doing housework due to their disabilities and chronic diseases	140
表 8.10a	按選定的殘疾類別及會否考慮接受一份合適工作劃分的居住在住戶內的 15 - 64 歲非從事經濟活動殘疾人士及有特定需要的長期病患者數目	Table 8.10a	Economically inactive persons aged 15 - 64 with disabilities and those with chronic diseases who had specific needs residing in households by selected type of disability and whether would consider accepting a suitable job	141
表 8.10b	按接受一份合適工作的主要考慮因素及選定的殘疾類別劃分的居住在住戶內會考慮接受一份合適工作的 15 - 64 歲非從事經濟活動殘疾人士及有特定需要的長期病患者數目	Table 8.10b	Economically inactive persons aged 15 - 64 with disabilities and those with chronic diseases who had specific needs residing in households and would consider accepting a suitable job by main consideration for accepting a suitable job and selected type of disability	142

				頁數 Page
表 8.10c	按不接受一份合適工作的主要原因及選定的殘疾類別劃分的居住在住戶內不會考慮接受一份合適工作的 15 - 64 歲非從事經濟活動殘疾人士及有特定需要的長期病患者數目	Table 8.10c	Economically inactive persons aged 15 - 64 with disabilities and those with chronic diseases who had specific needs residing in households and would not consider accepting a suitable job by main reason for not accepting a suitable job and selected type of disability	144
9.	**居住在住戶內的殘疾人士及有特定需要的長期病患者的照顧者**	**9.**	**Carers of persons with disabilities and persons with chronic diseases who had specific needs residing in households**	
表 9.1	按選定的殘疾類別及是否因其殘疾及長期病患而有別人照顧其日常生活劃分的居住在住戶內的殘疾人士及有特定需要的長期病患者數目	Table 9.1	Persons with disabilities and persons with chronic diseases who had specific needs residing in households by selected type of disability and whether had a person taking care of their day-to-day living due to their disabilities and chronic diseases	156
表 9.2	按是否需要別人在選定的生活範疇幫助及選定的殘疾類別劃分的有別人照顧其日常生活的居住在住戶內的 12 歲及以上殘疾人士數目	Table 9.2	Persons aged 12 and over with disabilities residing in households who had a person taking care of their day-to-day living by whether needed another person to help in selected aspects and selected type of disability	157
表 9.3	按照顧者的數目及選定的殘疾類別劃分的有別人照顧其日常生活的居住在住戶內的殘疾人士及有特定需要的長期病患者數目	Table 9.3	Persons with disabilities and persons with chronic diseases who had specific needs residing in households and had a person taking care of their day-to-day living by number of carers and selected type of disability	160
表 9.4	按下列變量／分類劃分的有別人照顧其日常生活的居住在住戶內的殘疾人士及有特定需要的長期病患者數目：	Table 9.4	Persons with disabilities and persons with chronic diseases who had specific needs residing in households and had a person taking care of their day-to-day living by:	
	a. 選定的殘疾類別及是否與照顧者共住		a. selected type of disability and whether living together with the carer	164
	b. 照顧者的身分及選定的殘疾類別		b. identity of the carer and selected type of disability	165

				頁數 Page
	c. 選定的殘疾類別及是否需要支付照顧費用予照顧者		c. selected type of disability and whether needed to pay for the caring services provided by the carer	169
	d. 每周通常受照顧者照顧時數及選定的殘疾類別		d. usual hours of caring services provided by the carer per week and selected type of disability	170
	e. 與照顧者年齡差距及選定的殘疾類別		e. difference in age compared with the carer and selected type of disability	174
表 9.5	按選定的殘疾類別及照顧者是否殘疾人士劃分的與照顧者共住的居住在住戶內的殘疾人士數目	Table 9.5	Persons with disabilities residing in households who were living together with the carer by selected type of disability and whether the carer was a person with disabilities	178
表 9.6	按下列變量／分類劃分的有特定照顧者的居住在住戶內的殘疾人士及有特定需要的長期病患者數目：	Table 9.6	Persons with disabilities and persons with chronic diseases who had specific needs residing in households and had a specific carer by:	
	a. 特定照顧者的年齡及選定的殘疾類別		a. age of the specific carer and selected type of disability	179
	b. 特定照顧者的性別及選定的殘疾類別		b. sex of the specific carer and selected type of disability	183
	c. 受特定照顧者照顧年期及選定的殘疾類別		c. number of years of caring services provided by the specific carer and selected type of disability	187
	d. 特定照顧者在統計前 1 個月因照顧而感到有精神壓力的頻率及選定的殘疾類別		d. frequency of the specific carer feeling stressed due to the caring services during the 1 month before enumeration and selected type of disability	191
表 9.6e	按特定照顧者上一次感到有精神壓力的程度及選定的殘疾類別劃分的有特定照顧者在統計前 1 個月因照顧而感到有精神壓力的居住在住戶內的殘疾人士及有特定需要的長期病患者數目	Table 9.6e	Persons with disabilities and persons with chronic diseases who had specific needs residing in households and had a specific carer felt stressed due to the caring services during the 1 month before enumeration by level of stress the specific carer felt last time and selected type of disability	195

				頁數 Page
表 9.6f	按在統計時特定照顧者的就業情況及選定的殘疾類別劃分的有特定照顧者的居住在住戶內的殘疾人士及有特定需要的長期病患者數目	Table 9.6f	Persons with disabilities and persons with chronic diseases who had specific needs residing in households and had a specific carer by employment status of the specific carer at the time of enumeration and selected type of disability	199
10.	**殘疾人士及有特定需要的長期病患者的交通安排**	**10.**	**Transportation arrangement for persons with disabilities and persons with chronic diseases who had specific needs**	
表 10.1	按會否出外／出外主要目的及選定的殘疾類別劃分的殘疾人士及有特定需要的長期病患者數目	Table 10.1	Persons with disabilities and persons with chronic diseases who had specific needs by whether going out / main purpose of going out and selected type of disability	208
表 10.2	按乘搭交通工具是否需要協助及選定的殘疾類別劃分的會出外的殘疾人士及有特定需要的長期病患者數目	Table 10.2	Persons with disabilities and persons with chronic diseases who had specific needs and would go out by whether needed assistance in transportation and selected type of disability	212
表 10.3	按主要使用的交通工具及選定的殘疾類別劃分的會乘搭交通工具的殘疾人士及有特定需要的長期病患者數目	Table 10.3	Persons with disabilities and persons with chronic diseases who had specific needs and would take transportation by principal mode of transportation used and selected type of disability	216
表 10.4a	按出外覆診／接受治療時轉乘次數及選定的殘疾類別劃分的會出外的殘疾人士及有特定需要的長期病患者數目	Table 10.4a	Persons with disabilities and persons with chronic diseases who had specific needs and would go out by number of transfers when going out for medical consultation/treatment and selected type of disability	220
表 10.4b	按往返工作地點時轉乘次數及選定的殘疾類別劃分的會出外的就業殘疾人士及有特定需要的就業長期病患者數目	Table 10.4b	Employed persons with disabilities and those with chronic diseases who had specific needs and would go out by number of transfers when going out for work and selected type of disability	224

				頁數 Page
表 10.4c	按出外學習時轉乘次數及選定的殘疾類別劃分的會出外的殘疾及有特定需要的長期病患學生／接受技能訓練人士數目	Table 10.4c	Students / persons receiving skills training with disabilities and those with chronic diseases who had specific needs and would go out by number of transfers when going out for study and selected type of disability	228
11.	**殘疾人士及有特定需要的長期病患者的資訊科技運用情況**	**11.**	**Usage of information technology of persons with disabilities and persons with chronic diseases who had specific needs**	
表 11.1a	按選定的殘疾類別及在統計前 12 個月有否使用過互聯網劃分的 10 歲及以上殘疾人士及有特定需要的長期病患者數目	Table 11.1a	Persons aged 10 and over with disabilities and those with chronic diseases who had specific needs by selected type of disability and whether used the Internet during the 12 months before enumeration	236
表 11.1b	按使用互聯網的目的及選定的殘疾類別劃分的在統計前 12 個月有使用過互聯網的 10 歲及以上殘疾人士及有特定需要的長期病患者數目	Table 11.1b	Persons aged 10 and over with disabilities and those with chronic diseases who had specific needs and had used the Internet during the 12 months before enumeration by purpose of using the Internet and selected type of disability	237
表 11.1c	按沒有使用互聯網的原因及選定的殘疾類別劃分的在統計前 12 個月沒有使用互聯網的 10 歲及以上殘疾人士及有特定需要的長期病患者數目	Table 11.1c	Persons aged 10 and over with disabilities and those with chronic diseases who had specific needs and had not used the Internet during the 12 months before enumeration by reason for not using the Internet and selected type of disability	241
表 11.2	按下列變量／分類劃分的 10 歲及以上殘疾人士及有特定需要的長期病患者數目：	Table 11.2	Persons aged 10 and over with disabilities and those with chronic diseases who had specific needs by:	
	a. 選定的殘疾類別及家中是否擁有／使用資訊科技設備		a. selected type of disability and whether had/used IT device at home	245
	b. 選定的殘疾類別及是否擁有／使用智能手機		b. selected type of disability and whether had/used smartphone	246
	c. 選定的殘疾類別及家中是否擁有／使用個人電腦		c. selected type of disability and whether had/used personal computer (PC) at home	247

頁數
Page

12.	**有關按主要功能範疇及延伸功能範疇分析的概念及統計調查結果**	**12.**	**Concepts and survey results analysed by core functioning domains and extended functioning domains**	
表 12.1	按選定的基本活動功能範疇及困難程度劃分的人士數目	Table 12.1	Persons by selected basic activity functioning domains and level of difficulty	253
表 12.2a	按選定的基本活動功能範疇及在統計前 1 個月感到焦慮／抑鬱的頻率劃分的 5 歲及以上人士數目	Table 12.2a	Persons aged 5 and over by selected basic activity functioning domains and frequency of feeling anxious/depressed during the 1 month before enumeration	254
表 12.2b	按選定的基本活動功能範疇及上一次感到焦慮／抑鬱的程度劃分的在統計前 1 個月感到焦慮／抑鬱的 5 歲及以上人士數目	Table 12.2b	Persons aged 5 and over who felt anxious/depressed during the 1 month before enumeration by selected basic activity functioning domains and level of feeling anxious/depressed last time	254
表 12.3	按年齡／性別及認知能力困難程度劃分的 5 歲及以上人士數目	Table 12.3	Persons aged 5 and over by age/sex and level of difficulty in cognition	255
表 12.4	按年齡／性別及自理能力困難程度劃分的 12 歲及以上人士數目	Table 12.4	Persons aged 12 and over by age/sex and level of difficulty in self-care	256
表 12.5	按年齡／性別及學習困難程度劃分的 2 歲及以上人士數目	Table 12.5	Persons aged 2 and over by age/sex and level of difficulty in learning	257
表 12.6a	按年齡／性別及在統計前 1 個月感到焦慮的頻率劃分的 5 歲及以上人士數目	Table 12.6a	Persons aged 5 and over by age/sex and frequency of feeling anxious during the 1 month before enumeration	258
表 12.6b	按年齡／性別及上一次感到焦慮的程度劃分的在統計前 1 個月感到焦慮的 5 歲及以上人士數目	Table 12.6b	Persons aged 5 and over who felt anxious during the 1 month before enumeration by age/sex and level of feeling anxious last time	259
表 12.7a	按年齡／性別及在統計前 1 個月感到抑鬱的頻率劃分的 5 歲及以上人士數目	Table 12.7a	Persons aged 5 and over by age/sex and frequency of feeling depressed during the 1 month before enumeration	260
表 12.7b	按年齡／性別及上一次感到抑鬱的程度劃分的在統計前 1 個月感到抑鬱的 5 歲及以上人士數目	Table 12.7b	Persons aged 5 and over who felt depressed during the 1 month before enumeration by age/sex and level of feeling depressed last time	261

				頁數 Page
表 12.8	按年齡／性別及主要功能範疇困難程度劃分的人士數目	Table 12.8	Persons by age/sex and level of difficulty in core functioning domains	262
表 12.9	按年齡／性別及延伸功能範疇困難程度劃分的人士數目	Table 12.9	Persons by age/sex and level of difficulty in extended functioning domains	263
附錄 3（甲）	**有關住院智障人士的院舍統計調查結果**	**Appendix 3A**	**Results of the institutions survey pertaining to institutional residents with intellectual disability**	
表 A3A.	按下列變量／分類劃分的住院智障人士數目：	Table A3A.	Institutional residents with intellectual disability by:	
	1. 年齡／性別		1. age/sex	274
	2. 婚姻狀況／教育程度		2. marital status / educational attainment	275
	3. 居住地區		3. area of residence	276
	4. 年齡／經濟活動身分		4. age / economic activity status	277
表 A3A.5	按行業／職業／每月就業收入劃分的就業住院智障人士數目	Table A3A.5	Employed institutional residents with intellectual disability by industry / occupation / monthly employment earnings	278
附錄 3（乙）	**從專題訪問估計所得有關居住在住戶內的智障人士的人口及社會經濟概況**	**Appendix 3B**	**Demographic and socio-economic profiles of persons with intellectual disability residing in households as estimated from the special topic enquiry**	
表 A3B.	按下列變量／分類劃分的居住在住戶內的智障人士數目：	Table A3B.	Persons with intellectual disability residing in households by:	
	1. 年齡／性別		1. age/sex	282
	2. 婚姻狀況／教育程度		2. marital status / educational attainment	283
	3. 居住地區		3. area of residence	284
	4. 年齡／經濟活動身分		4. age / economic activity status	285

				頁數 Page
表 A3B.	按下列變量／分類劃分的居住在住戶內的就業智障人士數目：	Table A3B.	Employed persons with intellectual disability residing in households by:	
	5. 行業／職業		5. industry/occupation	286
	6. 每月就業收入		6. monthly employment earnings	287
附錄 4	**按 2013 年原有定義編製的殘疾人士的人口及社會經濟概況**	**Appendix 4**	**Demographic and socio-economic profiles of persons with disabilities based on the original definition adopted in 2013**	
圖 A4.1	按 2013 年原有定義編製的殘疾人士的普遍率	Chart A4.1	Prevalence rate of persons with disabilities based on the original definition adopted in 2013	302
圖 A4.2	按住處類別及年齡劃分的按 2013 年原有定義編製的殘疾人士的百分比分布	Chart A4.2	Percentage distribution of persons with disabilities based on the original definition adopted in 2013 by type of residence and age	303
表 A4.1	按下列變量／分類劃分的按 2013 年原有定義編製的殘疾人士數目：	Table A4.1	Persons with disabilities based on the original definition adopted in 2013 by:	
	a. 選定的殘疾類別及只有一種／有多於一種殘疾類別		a. selected type of disability and with single disability / multiple disabilities	304
	b. 年齡／性別及選定的殘疾類別		b. age/sex and selected type of disability	305
	c. 婚姻狀況／教育程度及選定的殘疾類別		c. marital status / educational attainment and selected type of disability	307
	d. 居住地區及選定的殘疾類別		d. area of residence and selected type of disability	309
	e. 房屋類別及選定的殘疾類別		e. type of housing and selected type of disability	311
	f. 年齡／經濟活動身分及選定的殘疾類別		f. age / economic activity status and selected type of disability	313

				頁數 Page
表 A4.2	按下列變量／分類劃分的按 2013 年原有定義編製的就業殘疾人士數目：	Table A4.2	Employed persons with disabilities based on the original definition adopted in 2013 by:	
	a. 選定的殘疾類別及只有一種／有多於一種殘疾類別		a. selected type of disability and with single disability / multiple disabilities	315
	b. 年齡／性別及選定的殘疾類別		b. age/sex and selected type of disability	316
	c. 婚姻狀況／教育程度及選定的殘疾類別		c. marital status / educational attainment and selected type of disability	318
	d. 行業及選定的殘疾類別		d. industry and selected type of disability	320
	e. 職業及選定的殘疾類別		e. occupation and selected type of disability	322
	f. 每月就業收入及選定的殘疾類別		f. monthly employment earnings and selected type of disability	324
表 A4.3	按身體活動能力受限制的主要類別劃分的按 2013 年原有定義編製的身體活動能力受限制人士數目	Table A4.3	Persons with restriction in body movement based on the original definition adopted in 2013 by major type of restriction in body movement	326

1 引言 Introduction

1.1 政府曾透過 1976 年中期人口統計及 1981 年人口普查，搜集選定殘疾類別普遍程度的資料。在該兩次大規模的統計行動中搜集殘疾資料，曾遇到不少困難，當中包括(i) 受訪者認定的殘疾定義與政府所採用的定義不同；(ii) 大部分訪問員均為學生，缺乏處理複雜的殘疾概念的經驗；(iii) 在簡單的外勤訪問設計中，較難分辨不同的殘疾類別；及(iv) 部分受訪者不願意提供有關殘疾住戶成員的資料。在該些情況下，搜集所得的資料相信有頗大程度的低估情況。

1.1 During the 1976 Population By-census and the 1981 Population Census, information on the local prevalence of selected types of disability was collected. A lot of difficulty was encountered in collecting the disability data in those large-scale statistical operations. These included (i) the different definitions of disability perceived by the respondents and adopted by the Government; (ii) the lack of experience of enumerators, who were mostly students, to tackle complex disability concepts; (iii) the complexity in differentiating individual types of disability under a simple fieldwork setting; and (iv) the unwillingness on the part of some respondents to provide information on household members with disabilities. Under such circumstances, the information collected was believed to have been subject to serious under-reporting.

1.2 就 2001 年人口普查的工作進行諮詢時，有個別團體曾提議加入「殘疾」項目以搜集最新及詳盡的有關殘疾人士的資料。然而，有關殘疾的問題，尤其是殘疾的定義及嚴重程度，涉及複雜的概念及詳細的分類，以富經驗和曾接受有關殘疾概念及定義的深入訓練的訪問人員處理該些問題會較為恰當。此外，從 1976 年中期人口統計及 1981 年人口普查的經驗所得，「殘疾」課題較為複雜及敏感，並不適合在人口普查／中期人口統計中搜集有關資料。相反，以一個具設計完善的問卷及以富經驗和曾接受良好訓練的訪問人員作訪問的特定統計調查來搜集殘疾資料會更為合適。

1.2 During the consultation exercise of the 2001 Population Census, some parties had suggested that the “disability” topic be included so as to collect up-to-date and comprehensive information on persons with disabilities. However, as questions pertaining to disability, particularly the definition and the severity of disability, involve complex concepts and detailed classification, they should preferably be handled by enumerators with considerable experience and intensive training on the concepts and definitions of disability. Also, having regard to the experience gained in the 1976 Population By-census and the 1981 Population Census, it is believed that the topic of disability, which is complicated and of sensitive nature, is not suitable for inclusion in population censuses/by-censuses. Instead, a dedicated survey with a well-designed questionnaire and well-trained and experienced enumerators would be the more appropriate vehicle for such purpose.

1.3 基於上述情況，政府統計處於 2000 年整年、2006 年 11 月至 2007 年 12 月期間及 2013 年整年，均進行了一項有關殘疾人士及長期病患者的全港性統計調查，以搜集殘疾人士及長期病患者的基本概況的資料。該項統計調查於 2019 年 8 月至 2020 年 12 月期間再次進行，以搜集有關人士基本概況的更新資料。因應搜集殘疾統計數字的最新國際發展，是次統計調查更新了四種選定殘疾類別（身體活動能力受限制、視覺有困難、聽覺有困難、溝通能

1.3 In the light of the above, the Census and Statistics Department (C&SD) conducted a territory-wide survey on persons with disabilities and chronic diseases throughout the entire year of 2000, during November 2006 - December 2007, and throughout the entire year of 2013 to collect information on the basic profiles of persons with disabilities and persons with chronic diseases. The survey was then conducted again during August 2019 - December 2020 to collect updated information on the basic profiles of the persons

力有困難）的定義，相關的統計調查結果因而不能與以往的結果作直接比較。有關殘疾的概念、定義及所作出的更新，請參閱本報告書第 3 章。此外，為便利數據使用者進行趨勢分析，本報告的附錄 4 載有根據 2013 年統計調查所採用的定義的補充分析，相關結果與 2013 年及 2006/07 年的結果大致可比，但不能與 2000 年的結果作直接比較。

concerned. In relation to the latest international development in collecting statistical data on disability, the definitions for the four selected types of disability (restriction in body movement, seeing difficulty, hearing difficulty and communication difficulty) have been updated in this round of the survey and hence the survey findings concerned are not directly comparable with the past results. For details on the concepts and definitions of disability and the updates made, please see Chapter 3 of this report. Moreover, in order to facilitate trend analysis of data users, supplementary analyses on persons with disabilities based on the definition adopted in the 2013 round of the survey are provided in Appendix 4 of this report; and the results concerned are largely comparable to the results in the 2013 round and the 2006/07 round, but are not strictly comparable with the results of the 2000 round.

1.4 殘疾人士及長期病患者的統計調查旨在：

(a) 估計有選定殘疾類別及長期病患的總人數及其普遍率；

(b) 提供有關殘疾人士及長期病患者的人口及社會經濟概況的資料；及

(c) 提供有關照顧該些殘疾人士及長期病患者的人士的資料。

1.4 The main objectives of the survey on persons with disabilities and chronic diseases were to:

(a) estimate the total number and prevalence rate of persons with selected types of disability and chronic diseases;

(b) furnish information on the demographic and socio-economic profiles of persons with disabilities and persons with chronic diseases; and

(c) furnish information about people who provided care to those persons with disabilities and persons with chronic diseases.

統計調查方法簡介

1.5 殘疾人士及長期病患者的統計調查分三部分進行。第一部分為於 2019 年 8 月至 9 月期間透過「綜合住戶統計調查」進行的「長期病患者」*專題訪問*，以搜集居住在住戶內的長期病患者的資料。第二部分為於 2019 年 11 月至 2020 年 11 月期間透過「綜合住戶統計調查」進行的「殘疾人士」*專題訪問*，以搜集居住在住戶內的殘疾人士的資料。第三部分為於 2020 年 5 月至 12 月期間進行的*院舍統計調查*，以搜集居住在提供住宿服務的院舍內的殘疾人士及長期病患者的資料。在編製統計調查結果時，有關的數字已進行適當的統計調整，

Brief description of the survey method

1.5 The survey on persons with disabilities and chronic diseases was organised into three parts. The first part was a *special topic enquiry* (STE) on "Persons with chronic diseases" conducted via the General Household Survey (GHS) during August - September 2019, collecting data from persons with chronic diseases who resided in households. The second part was a STE on "Persons with disabilities" conducted via the GHS during November 2019 - November 2020, collecting data from persons with disabilities who resided in households. The third part was an *institutions survey* conducted

以推算 2020 年的情況。因此，本報告書內所載的統計數字均反映 2020 年的情況。

during May - December 2020 to collect data from persons with disabilities and persons with chronic diseases who resided in institutions with residential services. In compiling the survey results, statistical adjustment had been applied to relevant figures to project the situation in 2020. Therefore, the statistics presented in this report reflect the situation in 2020.

1.6 就香港而言，部分殘疾類別例如智障、自閉症譜系障礙及特殊學習困難的普遍率相信會頗低。為確保該統計調查能獲取有關各類殘疾人士的足夠規模的樣本作詳細統計分析，加上 2019 冠狀病毒病疫情對與被抽選的住戶進行正常上門訪問有所影響，有關殘疾人士的專題訪問的統計期由 2019 年 11 月起，持續進行 13 個月，至 2020 年 11 月止。此外，值得留意的是，在統計期的大部分時間，受訪者的日常生活都受到 2019 冠狀病毒病疫情影響而與在正常情況下比較或有所不同。所以，有關殘疾人士日常生活的統計調查結果須謹慎闡釋，特別是與以往的統計調查結果作比較時。

1.6 As the prevalence rates of some disability types such as intellectual disability, Autism Spectrum Disorder and Specific Learning Difficulties are expected to be rather low in Hong Kong, coupled with the impact of COVID-19 epidemic which affected the normal face-to-face interview with sampled households, the survey period of the STE on persons with disabilities spanned over 13 months, from November 2019 to November 2020 in order to obtain a sufficiently large sample of persons with different types of disability for detailed statistical analysis. Moreover, it should be noted that the daily lives of respondents in most of the time during the survey period were affected by the COVID-19 epidemic and may be deviated from normal circumstances. Therefore, the survey findings related to day-to-day living of persons with disabilities should be carefully interpreted, particularly when comparing with previous rounds of the survey.

1.7 第一部分的統計調查成功訪問了約 6 700 個根據科學方法抽選的住戶（約佔全港總住戶數目的 0.3%），回應率為 78%。第二部分的統計調查則成功訪問了約 40 600 個住戶（約佔全港總住戶數目的 1.5%），回應率為 72%。至於院舍統計調查，共抽選了約 130 間院舍進行訪問，當中約 1 700 名住院人士接受了訪問，回應率為 87%。對於該三部分的統計調查的未回應情況，編製統計調查結果時已進行適當的統計調整。

1.7 Some 6 700 households within a scientifically selected sample (i.e. about 0.3% of all households in Hong Kong) were successfully enumerated in the first part of the survey, constituting a response rate of 78%. For the second part of the survey, some 40 600 households (i.e. about 1.5% of all households in Hong Kong) were successfully enumerated, constituting a response rate of 72%. For the institutions survey, altogether some 130 institutions were sampled and around 1 700 residents therein were successfully enumerated, constituting a response rate of about 87%. Proper statistical adjustments had been applied in the compilation of survey results to take account of the non-response situation in these three parts of the survey.

1.8 有關透過「綜合住戶統計調查」進行的專題訪問及院舍統計調查的涵蓋範圍及抽樣設計，請參閱本報告書第 2 章。

1.8 For details on the survey coverage and sample design of the STE conducted via the GHS and the institutions survey, please see Chapter 2 of this report.

統計調查所搜集的資料項目

1.9 是項統計調查中，在已抽選屋宇單位內居住的人士[1]及已抽選的住院人士會被邀回答經適當及小心設計的問卷內一系列清晰界定及事實性的問題，以確定根據是項統計調查所採用的定義，他們是否為殘疾人士或長期病患者，若是，他們再被問及一些特定問題，以 (i) 評估其在選定功能範疇的困難程度；(ii) 界定其殘疾／長期病患類別；(iii) 確定殘疾／長期病患對其日常生活的影響；(iv) 搜集有關其照顧者及所需照顧服務的資料；(v) 搜集有關其使用資訊科技的資料；及(vi) 搜集有關其出外活動時所需的交通安排及協助的資料。

1.10 此外，所有受訪者亦會被問及他們在選定基本活動功能範疇中的困難程度。

1.11 有關居住在住戶內的殘疾人士及長期病患者的人口及社會經濟特徵（例如性別、年齡、教育程度、經濟活動身分，以及若為就業人士、其從事的行業和職業）的詳細分析，在「綜合住戶統計調查」的架構下進行。至於居住在院舍內的住院人士的相關資料，則透過院舍統計調查直接搜集。

1.12 附錄 2 列出是項統計調查搜集的主要資料項目。

1.13 根據從受訪住戶及住院人士所搜集得的資料，可推論全香港人口的有關情況。有關統計調查所涵蓋的範圍、統計調查的設計及運作，請參閱本報告書第 2 章。

[1] 兒童或長者或因健康狀況或與陌生人溝通有困難而未能親自回答問題的人士，可安排其他合適人士代答問題。

Data items collected in the survey

1.9 In this survey, all persons who resided in the sampled quarters[1] and all sampled institutional residents were invited to answer a series of well-defined and factual questions contained in a properly and carefully designed questionnaire for ascertaining whether they were persons with disabilities or chronic diseases according to the definition adopted by the survey, and if so, they were further asked some specific questions for (i) assessing the degree of difficulty for selected functioning domains; (ii) identifying the types of their disability / chronic disease; (iii) ascertaining the impact of disabilities / chronic diseases on their day-to-day living; (iv) collecting some information relating to their carers and the caring services required; (v) collecting some information of their usage of information technology; and (vi) collecting some information on the transportation arrangement and assistance required when going out.

1.10 Also, all respondents were asked for the level of difficulty in selected basic activity functioning domains.

1.11 Detailed analysis of the demographic and socio-economic characteristics (e.g. sex, age, educational attainment, economic activity status, and industry and occupation in which they were engaged if they were employed) of persons with disabilities and persons with chronic diseases residing in households was made under the framework of the GHS. As regards those persons residing in institutions, such information was collected in the institutions survey direct.

1.12 The main data items collected in this survey are listed in Appendix 2.

1.13 Based on information collected from the interviewed households and institutional residents, the situation related to the entire population in Hong Kong can be inferred. Details on the survey coverage, survey design and operation are set out in Chapter 2 of this report.

[1] Proxy reporting was allowed for children or elders or respondents who could not answer the questions in person due to health conditions or difficulty in communicating with strangers.

2 統計調查方法及運作 Survey methodology and operation

2.1 這項全港性的殘疾人士及長期病患者統計調查分三部分進行。第一部分為於 2019 年 8 月至 9 月期間透過「綜合住戶統計調查」進行的「長期病患者」*專題訪問*，以搜集居住在住戶內的長期病患者的資料。第二部分為於 2019 年 11 月至 2020 年 11 月期間透過「綜合住戶統計調查」進行的「殘疾人士」*專題訪問*，以搜集居住在住戶內的殘疾人士的資料。第三部分為於 2020 年 5 月至 12 月期間進行的*院舍統計調查*，以搜集居住在提供住宿服務的院舍內的殘疾人士及長期病患者的資料。（有關進行院舍統計調查的需要，請參閱下文第 2.11 - 2.12 段。）

2.1 This territory-wide survey on persons with disabilities and chronic diseases was organised into three parts. The first part was a *special topic enquiry* (STE) on "Persons with chronic diseases" conducted via the General Household Survey (GHS) during August - September 2019, collecting data from persons with chronic diseases who resided in households. The second part was an STE on "Persons with disabilities" conducted via the GHS during November 2019 - November 2020, collecting data from persons with disabilities who resided in households. The third part was an *institutions survey* conducted during May - December 2020 to collect data from persons with disabilities and chronic diseases who resided in institutions with residential services. (Please refer to paragraphs 2.11 - 2.12 below regarding the need for an institutions survey.)

專題訪問的樣本設計

2.2 專題訪問為「綜合住戶統計調查」的附加部分，旨在以非經常性的形式搜集選定的社會資料以供政府各政策局／部門評估及制定政策時參考。下文第 2.3 - 2.7 段為「綜合住戶統計調查」的樣本設計簡介。

Sample design of the special topic enquiry

2.2 The STE, which is a supplementary part of the GHS, aims at collecting data on selected social issues on an ad hoc basis to facilitate policy review and policy formulation by individual Government bureaux/departments. Paragraphs 2.3 - 2.7 give a brief account of the sample design of the GHS.

「綜合住戶統計調查」的涵蓋範圍

2.3 「綜合住戶統計調查」是一項政府統計處自 1981 年 8 月開始持續進行的抽樣統計調查，旨在搜集有關勞動人口、就業、失業及就業不足的資料。此外，亦有搜集有關全港人口的人口及社會經濟特徵的資料。「綜合住戶統計調查」亦會按其他政府政策局／部門的要求，透過其附加部分，包含一些特別設計的問題以搜集選定專題的資料。

Coverage of the General Household Survey

2.3 The GHS is a sample survey which has been conducted by the Census and Statistics Department (C&SD) on a continuous basis since August 1981. The main objective of the GHS is to collect data on the labour force, employment, unemployment and underemployment. Some information on the demographic and socio-economic characteristics of the population is also obtained. In addition, through the use of a supplementary part, the GHS also includes some specially designed questions to collect data on a selected special topic required by the other Government bureaux/departments.

2.4 專題訪問乃是透過「綜合住戶統計調查」進行。「綜合住戶統計調查」涵蓋全港陸上非住院人口，下列人士並不包括在內：

2.4 The GHS through which the STEs are conducted covers the land-based non-institutional population of Hong Kong. The following categories of people are excluded:

(a) 院舍的住院人士；及

(b) 水上居民。

「綜合住戶統計調查」的涵蓋範圍約佔居港人口（包括常住居民[1]及流動居民[2]）的 99%。

「綜合住戶統計調查」抽樣框

2.5 「綜合住戶統計調查」是以屋宇單位的樣本作依據。該樣本是從本港所有供居住用途及只部分作居住用途的永久性屋宇單位及小區內的屋宇單位中，以一個根據科學方法設計的抽樣系統選出。抽樣單位包括在已建設地區內的永久性屋宇單位及在非建設地區內的小區。

2.6 「綜合住戶統計調查」採用政府統計處設立的屋宇單位框，作為抽樣框，當中包括兩部分：(i) 屋宇單位檔案庫和(ii) 小區檔案庫。屋宇單位檔案庫載有在已建設地區內（包括市區、新市鎮和其他主要發展區）所有永久性屋宇單位地址的電腦化紀錄。每個屋宇單位均以一個獨有的地址作識別，並詳列街道名稱、大廈名稱、層數和單位號碼。

2.7 小區檔案庫載有在非建設地區內的小區的紀錄，有關紀錄以相對較永久和可辨認的標記（例如小徑和河流）來劃分。每個小區約有 10 個屋宇單位。由於在非建設地區內的屋宇單位未必有明確的地址，以致未能個別識認，故此以小區作為在非建設地區內的抽樣單位的安排

[1] 「常住居民」指兩類人士：(a) 在統計時點之前的 6 個月內，在港逗留最少 3 個月，又或在統計時點之後的 6 個月內，在港逗留最少 3 個月的香港永久性居民，不論在統計時點他們是否身在香港；及 (b) 在統計時點身在香港的香港非永久性居民。

[2] 對於不是「常住居民」的香港永久性居民，如他們在統計時點之前的 6 個月內，在港逗留最少 1 個月但少於 3 個月，又或在統計時點之後的 6 個月內，在港逗留最少 1 個月但少於 3 個月，不論在統計時點他們是否身在香港，會被界定為「流動居民」。

(a) inmates of institutions; and

(b) persons living on board vessels.

The GHS thus covers about 99% of the Hong Kong Resident Population (i.e. including both Usual Residents[1] and Mobile Residents[2]).

Sampling frame of the GHS

2.5 The GHS is based on a sample of quarters selected from all permanent quarters and quarters in segments which are for residential and partially residential purposes in Hong Kong in accordance with a scientifically designed sampling scheme. The sampling units are permanent quarters in built-up areas and segments in non-built-up areas.

2.6 The GHS makes use of the frame of quarters maintained by the C&SD as the sampling frame. The frame consists of two parts: (i) Register of Quarters (RQ) and (ii) Register of Segments (RS). The RQ contains computerised records of all addresses of permanent quarters in built-up areas (including urban areas, new towns and other major developed areas). Each unit of quarters is identified by a unique address with details such as street name, building name, floor number and flat number.

2.7 The RS contains records of segments in non-built-up areas which are delineated by relatively permanent and identifiable landmarks such as footpath and river. There are about 10 quarters in each segment. The use of segments as the sampling unit in non-built-up areas is necessary since the quarters in these areas may not have clear

[1] "Usual Residents" refer to two categories of people: (a) Hong Kong Permanent Residents who have stayed in Hong Kong for at least 3 months during the 6 months before or for at least 3 months during the 6 months after the reference time-point, regardless of whether they are in Hong Kong or not at the reference time-point; and (b) Hong Kong Non-permanent Residents who are in Hong Kong at the reference time-point.

[2] For those Hong Kong Permanent Residents who are not "Usual Residents", they are classified as "Mobile Residents" if they have stayed in Hong Kong for at least 1 month but less than 3 months during the 6 months before or for at least 1 month but less than 3 months during the 6 months after the reference time-point, regardless of whether they are in Hong Kong or not at the reference time-point.

是有必要的。

分別進行「長期病患者」及「殘疾人士」專題訪問的需要

2.8 作為「綜合住戶統計調查」的附加部分，分配給專題訪問的訪問時間有一定的局限。鑑於長期病患者的數目相對較大及各殘疾類別的概念及定義頗複雜，因此是次統計調查與 2013 年的統計調查的安排相近，「殘疾人士及長期病患者」專題訪問分兩部分進行。第一部分為「長期病患者」專題訪問，以較短時間完成（為期 2 個月）；而第二部分則為「殘疾人士」專題訪問，為期 13 個月。

2.9 就香港而言，部分殘疾類別例如智障、自閉症譜系障礙及特殊學習困難的普遍率相信會頗低。為確保能獲取有關各類殘疾人士的足夠規模的樣本作詳細統計分析，加上 2019 冠狀病毒病疫情對與被抽選的住戶進行正常上門訪問有所影響，「殘疾人士」專題訪問的統計期由 2019 年 11 月起，至 2020 年 11 月止，為期 13 個月，與 2013 年的統計調查比較多出 3 個月。

2.10 「長期病患者」專題訪問成功訪問了約 6 700 個根據科學方法抽選的住戶（約佔全港總住戶數目的 0.3%），回應率為 78%。「殘疾人士」專題訪問則成功訪問了約 40 600 個住戶（約佔全港總住戶數目的 1.5%），回應率約為 72%。

進行院舍統計調查的需要

2.11 如前文第 2.4 段所述，「長期病患者」及「殘疾人士」專題訪問是透過「綜合住戶統計調查」進行，而「綜合住戶統計調查」只涵蓋全港陸上非住院人口。換言之，有關的專題訪問未

addresses and cannot readily be identified individually.

The need for conducting STEs on "persons with chronic diseases" and "persons with disabilities" separately

2.8 As a supplementary part of the GHS, the interviewing time allocated to the STE is rather limited. In view of the relatively larger number of persons with chronic diseases and the complicated concepts and definitions of various types of disability, similar to the arrangement in the 2013 round of the survey, the STE on "persons with disabilities and chronic diseases" conducted in this round of the survey had been split into two parts. The first part was the STE on "persons with chronic diseases" which could be completed within a shorter period of time (i.e. 2 months) while the second part was the STE on "persons with disabilities" which spanned over 13 months.

2.9 As the prevalence rates of some disability types such as intellectual disability (ID), Autism Spectrum Disorder (ASD) and Specific Learning Difficulties are expected to be rather low in Hong Kong, coupled with the impact of COVID-19 epidemic which affected the normal face-to-face interview with sampled households, the survey period of the STE on "persons with disabilities" spanned over 13 months from November 2019 to November 2020, 3 months more than the 2013 round of the survey, in order to obtain a sufficiently large sample of persons with different types of disability for detailed statistical analysis.

2.10 Some 6 700 households within a scientifically selected sample (i.e. about 0.3% of all households in Hong Kong) were successfully enumerated in the STE on "persons with chronic diseases", constituting a response rate of 78%. For the STE on "persons with disabilities", some 40 600 households (i.e. about 1.5% of all households in Hong Kong) were successfully enumerated, constituting a response rate of 72%.

The need for an institutions survey

2.11 As mentioned in paragraph 2.4 above, the GHS through which the STEs on "persons with chronic diseases" and "persons with disabilities" were conducted covers only the land-based non-

能涵蓋居住於院舍及其他特殊類別樓宇內的殘疾人士及長期病患者。過往統計調查結果顯示，香港有一定數目的殘疾人士及長期病患者長期居住在院舍內（例如老人院及智障人士院舍），所以亦需搜集該些人士的資料。

institutional population of Hong Kong. In other words, persons with disabilities and chronic diseases residing in institutions and special classes buildings are not covered. The results of the previous rounds of the survey showed that quite a sizeable proportion of persons with disabilities and chronic diseases in Hong Kong have long-stay in institutions (e.g. homes for the elderly and hostels for persons with ID). Information pertaining to these persons should be collected as well.

2.12 鑑於在界定不同的殘疾類別時，是項統計調查所採用的方法與以臨床角度評估測試的方法有所不同，統計調查需要搜集有關住院人士的資料不一定可以在相關的行政紀錄中獲取。故此，在 2020 年 5 月至 12 月期間，另一項住院人士統計調查（簡稱為「院舍統計調查」）亦與有關的專題訪問同時進行，以提供全港殘疾人士及長期病患者全面的情況。

2.12 Since the operational definition of different types of disability adopted in the survey is somewhat different from the definition based on the clinical assessment tests, the information required for the survey pertaining to institutional residents might not be available from the relevant administrative records. In this connection, a sample survey of the institutional residents (referred to as "institutions survey") was separately conducted during May - December 2020 in parallel with the STE in order to provide a full picture of the profiles of persons with disabilities and chronic diseases in Hong Kong.

院舍統計調查的樣本設計

院舍統計調查的涵蓋範圍及抽樣框

2.13 是項院舍統計調查的訪問對象為居於社會福利機構院舍（例如安老院、智障人士院舍及精神病康復者中途宿舍）、長期護理醫院，復康中心與私營安老院 [3]的殘疾人士及長期病患者。是項統計調查根據各有關政府政策局／部門（例如社會福利署、教育局及衞生署）及有關機構（例如醫院管理局）的行政紀錄特別編製一份最新的院舍目錄表作為是項院舍統計調查的抽樣框。每一紀錄均載列院舍的地址，包括街道名稱、大廈名稱、層數和單位號碼。從不同來源所得的院舍目錄表已在樣本抽選前小心地互相核對清楚，以確保抽樣框完整及並無重複紀錄。

Sample design of the institutions survey

Coverage and sampling frame of the institutions survey

2.13 The institutions survey targeted at persons with disabilities and chronic diseases who resided in social welfare institutions (such as elderly homes, hostels for persons with ID and half-way houses for persons in mental recovery), long-stay care hospitals, rehabilitation centres and private elderly homes[3]. It made use of an up-to-date list of institutions specially compiled from the administrative records of the relevant Government bureaux/departments (such as Social Welfare Department, Education Bureau and Department of Health) and related organisations (such as Hospital Authority) as the sampling frame. Each record contained a unique address of the institution such as street name, building name, floor number and flat number. To ensure completeness and no

[3] 自 2006 年 1 月起，「綜合住戶統計調查」的涵蓋範圍不包括居住於私營安老院的人士。因此，院舍統計調查需要涵蓋私營安老院。

[3] Starting from January 2006, persons living in private elderly homes are excluded from the coverage of the GHS. Thus, it was necessary to include private elderly homes in the institutions survey.

duplication of institutions in the sampling frame, the lists of institutions from different sources had been cross-checked thoroughly with each other before sample selection.

2.14 是項院舍統計調查採用二階段分層非比例抽樣設計抽選出一個具代表性的住院人士樣本。在第一階段中，由於不同殘疾類別人士的基本特徵各有不同，政府統計處從已按服務類別（即院舍服務對象的主要殘疾類別）分層的抽樣框中有系統地隨機抽選一個院舍樣本。在第二階段中，在已抽選的院舍樣本內再按預先計算的所需住院人士數目有系統地從每間院舍抽選住院人士作訪問。是項院舍統計調查抽選了約 130 間院舍，並成功訪問了當中居住的約 1 700 名住院人士，回應率為 87%。

2.14 A two-stage stratified disproportionate sampling design was employed in the institutions survey to draw a representative sample of institutional residents. In the first stage, a random sample of institutions was drawn systematically from the sampling frame of institutions stratified by type of service (i.e. main disability that their clients had), as the basic characteristics were somewhat different for persons with different types of disability. In the second stage, a pre-determined proportion of residents was selected systematically within each sampled institution. Altogether some 130 institutions were sampled in the survey and around 1 700 residents therein were successfully enumerated, constituting a response rate of 87%.

資料搜集方法

Data collection method

2.15 專題訪問及院舍統計調查均採用面談方式進行訪問，以搜集所需資料。兒童或長者或因健康狀況或與陌生人溝通有困難而未能親自回答問題的人士，會安排其他合適人士（例如親友、社工、院舍職員）代答問題。除上門以及以電話進行訪問外，獲抽選進行專題訪問的住戶亦可自行填報網上問卷以提供其基本資料。如住戶內有目標訪問對象，即以上門或電話形式進行跟進訪問，以搜集詳細資料。

2.15 Face-to-face interviewing with the selected respondents was employed in both the STE and the institutions survey to collect the required information. Proxy reporting (such as by relatives/friends, social workers, staff of the institution) was allowed for children or elders or respondents who could not answer the questions in person due to health conditions or difficulty in communicating with strangers. In addition to face-to-face and telephone interviewing, Online Questionnaire was available for sampled households in the STE to supply their basic information over the Internet. If there were target respondents in the household, a face-to-face or telephone follow-up interview would be conducted to collect detailed information.

2.16 在訪問中，曾接受充足訓練及富經驗的訪問人員會邀請受訪者回答一系列以簡單及非技術用語構成的清晰界定及事實性的問題，以確定他們是否屬於殘疾人士或長期病患者。經界定為有選定殘疾類別／有長期病患的受訪者會再被問及與下列資料有關的問題：

2.16 During the interview, a series of well-defined and factual questions in simple and non-technical language were first asked by the well-trained and experienced interviewers to identify whether the respondents were persons with disabilities or chronic diseases. Respondents identified to be persons with selected type(s) of disability / chronic disease were further asked questions in relation to:

(a) 其殘疾／長期病患類別及詳情（包括各種功能範疇的困難程度、是否使用輔助儀器、是否用手語溝通）；

(b) 殘疾及長期病患對其日常生活的影響（包括在學校學習、工作、居住環境、醫療／復康服務、社區生活、出外活動、打理家務）；

(c) 就殘疾人士及長期病患者而言，有關其照顧者的特徵及所需照顧服務的資料（例如受訪者與照顧者的關係、每周通常受照顧者照顧時數及照顧者是否與受訪者共住）；

(d) 就殘疾人士及長期病患者而言，有關其使用資訊科技的資料（例如是否有使用互聯網及是否擁有資訊科技設備）；及

(e) 就殘疾人士及長期病患者而言，往返工作地點或學校、覆診／接受治療及其他日常活動時所需的交通安排（問題包括受訪者是否需要別人協助出外及主要使用的交通安排／工具）；

(a) Their type(s) and details of disability / chronic disease (including level of difficulty in various functioning domains, whether using assistive device, whether using sign language to communicate);

(b) Impact of disabilities and chronic diseases on day-to-day living (including studying at school, work, living environment, medical care / rehabilitation service, community life, going out and doing housework);

(c) For persons with disabilities and persons with chronic diseases, the characteristics of their carers and the caring services required (e.g. relationship of the carer with the respondent, usual hours of caring services provided per week and whether the primary carer was living together with the respondent); and

(d) For persons with disabilities and persons with chronic diseases, the information about their use of information technology (e.g. whether the respondent used the Internet, whether the respondent had information technology devices); and

(e) For persons with disabilities and persons with chronic diseases, the transportation arrangement to/from work place or school, for medical consultation/treatment and other day-to-day activities (including questions on whether the respondent needed the assistance of other persons to travel around and principal modes of transportation);

搜集殘疾資料須處理的問題

進行統計調查前的諮詢

2.17 上文所述有關殘疾人士及長期病患者的統計調查是政府統計處第 4 次進行類似的統計調查。為確保該統計調查能順利完成，除了參考以往統計調查的經驗外，在統計調查前曾向有關組織（例如相關的政府政策局／部門、法定組織、志願服務機構及學術界）進行一連串的諮詢，以搜集他們對有關殘疾及長期病患的涵蓋範圍和個別殘疾類別的定義的專業意見及建議。

Issues in the collection of disability data

Pre-survey consultations

2.17 The survey pertaining to persons with disabilities and chronic diseases was the fourth of this kind conducted by the C&SD. To make it a success, besides making reference to the experience of the previous surveys, a series of consultations with the relevant parties (such as relevant Government bureaux/departments, statutory bodies, non-government organisations (NGOs) and academia) were conducted before the survey. These consultations served to collect

expert views and advice on the scope and coverage of disability and chronic diseases as well as the operational definitions of individual types of disability.

參考其他國家／地區進行的類似性質的統計調查

2.18 為方便與其他國家／地區作比較及提高是項統計調查搜集所得資料的用途，政府統計處經常參考外國統計部門所進行的類似性質的統計調查。此外，是項統計調查亦盡量採納相關組織對殘疾數據的搜集、編製及分析方法的最新建議（請參閱第 3 章第 3.4 段）。因此，是項統計調查的結果亦大致可與其他國家的統計數據比較。

Reference to similar surveys conducted in other countries/territories

2.18 To facilitate international comparison and to enhance usefulness of the data collected in the survey, reference had been made from time to time to similar surveys conducted by some overseas statistical offices. Relevant authorities' latest recommendations on the collection, compilation and analysis of disability statistics were also taken into account in the survey as far as possible (please refer to paragraph 3.4 in Chapter 3). Therefore, the results of this survey could be broadly compared with those of other countries.

確保不會重複點算受訪者

2.19 為確保殘疾人士及長期病患者在專題訪問及院舍統計調查中不會被重複點算，殘疾人士及長期病患者會於其通常居住[4]的地方接受訪問。故此，於周末回家暫住的住院人士只會在院舍統計調查中接受訪問。同樣地，只於院舍短暫居住的人士（例如急症醫院的病人）不會於院舍統計調查中接受訪問。

Avoidance of duplication of respondents

2.19 To ensure no duplication of persons with disabilities and chronic diseases enumerated in the STEs and the institutions survey, persons with disabilities and chronic diseases were enumerated at the place where they usually lived[4]. As a result, those institutional residents who had "home stay" during weekends were enumerated in the institutions survey instead of the STEs. Likewise, those residents who stayed in the institutions for a short period of time (e.g. patients in acute hospitals) were not covered in the institutions survey.

提高回應率及數據素質的措施

2.20 由於所搜集的資料較為敏感，在估計殘疾人士及長期病患者數目時，特別是那些有智障、精神病／情緒病及自閉症譜系障礙人士的數目，會有一定程度的低估情況。因此，政府統計處曾採取以下數項措施以提高是項統計調查的回應率及搜集所得數據的素質：

Measures to maximise response rate and enhance data quality

2.20 In consideration of the sensitivity of the information being sought in this survey, the possibility of a certain degree of under-estimation in respect of the number of persons with disabilities and chronic diseases, particularly those with ID, mental illness / mood disorder and ASD, could not be avoided. In this connection, a number of measures had been taken before and during the survey to boost up the response rate and to enhance

[4] 一名人士在統計前 6 個月內有 3 個月或以上的時間、或在統計後 6 個月內將會有 3 個月或以上的時間居於一住戶/院舍內，則被視為通常居住在該住戶/院舍。

[4] A person is regarded as usually living in a household / an institution if he/she had lived there for 3 months or more during the 6 months before the time of enumeration or will live there for 3 months or more during the 6 months after the time of enumeration.

(a) 發信呼籲香港社會服務聯會及有關志願服務機構協助向其會員宣傳是項統計調查，並向有關志願服務機構發送宣傳信息，以便他們透過其手機通訊群組向會員轉發；

(b) 呼籲有關院舍合作及提供協助，及徵求受訪者的家長／監護人／保證人同意進行訪問；

(c) 提供深入和足夠的有關殘疾概念、定義及分類的訓練予訪問人員，並邀請有關專業人士與訪問人員分享在外勤訪問時與殘疾人士及長期病患者適當的溝通技巧和提示；

(d) 時常提醒訪問人員在外勤訪問時，在可行情況下以各種不同方法界定受訪者是否為殘疾人士及長期病患者（例如細心留意受訪者的外觀及行為、查核受訪者的非就業收入中有否特定的殘疾津貼或在適當的情況下參考受訪者的教育程度和所就讀的學校名稱）；

(e) 為了減輕低估的情況，問卷加插了一些適合非醫護人員（例如訪問人員）使用的甄別問題，以便初步界定可能有精神病／情緒病人士。該些人士會再被問及有否經臨床角度評估測試診斷有精神病／情緒病；及

(f) 「綜合住戶統計調查」的抽選住戶通知信附上特別設計的單張，簡單介紹是項專題訪問及強調有關結果對制定政策和

the quality of the data collected:

(a) An appeal letter was sent to the Hong Kong Council of Social Service and relevant NGOs to seek their co-operation to help publicise the survey among their members. Publicity messages were also delivered to relevant NGOs for their dissemination to members via smartphone communication groups;

(b) Co-operation and assistance from the institutions concerned and consent from the parent/guardian/guarantor of the respondents were sought;

(c) Intensive and adequate training on the concepts, definitions and classification of disability was provided to the interviewers. Relevant professionals were also invited to share with the interviewers the appropriate communication skills and tips in getting along with those persons with disabilities and chronic diseases during field enumeration;

(d) Interviewers were reminded from time to time to identify persons with disabilities and chronic diseases through various means as far as possible during field enumeration (e.g. observing the appearance and behaviour of the respondents, checking whether the respondents had any specific types of disability allowance in their non-employment earnings, or making reference to the educational level and name of school of the respondents where appropriate);

(e) To reduce the extent of under-reporting, respondents with likelihood of having mental illness / mood disorders were identified in the first place through some pre-screening questions readily administered by non-health personnel (e.g. interviewers). Those persons would further be asked whether having been diagnosed as having mental illness / mood disorders under clinical assessment tests; and

(f) A specially designed leaflet containing a brief introduction of the STE and highlighting the usefulness and relevance of the results concerned for formulating

服務規劃的關聯和作用。在統計期間，統計處網站「綜合住戶統計調查」的頁面上亦展示了是項專題訪問的相關資訊。

policies and planning services was sent along with the notification letter to the sampled households of the GHS. Information of the STE was also published in the page of the GHS in C&SD website during the survey period.

3 概念及定義 Concepts and definitions

康復服務中央檔案室

3.1 在香港，現時殘疾統計數據主要來源為有關的政府政策局／部門、法定團體及志願服務機構。當中，勞工及福利局的康復服務中央檔案室向身體機能永久傷殘或暫時受損的人士簽發殘疾人士登記證，作為持證人殘疾情況的證明，並保存相關記錄。

3.2 殘疾人士登記證涵蓋十類殘疾類別，包括(i) 肢體傷殘；(ii) 聽障；(iii) 視障；(iv) 言語障礙；(v) 精神病；(vi) 自閉症；(vii) 智障；(viii) 器官殘障；(ix) 注意力不足／過度活躍症；及(x) 特殊學習困難。最後兩項類別自 2008 年 1 月起因應《康復計劃方案》的建議加入。獲醫生或有關的專業醫療人員等界定並證明屬上述類別的人士可申領殘疾人士登記證。截至 2021 年 3 月，約有 93 000 名人士持有有效殘疾人士登記證。由於申領屬於自願性質，因此假設該等數字在某程度上是香港有上述殘疾類別人士數目的下限估計。

Central Registry for Rehabilitation

3.1 In Hong Kong, disability statistics are mainly available from relevant Government bureaux/departments, statutory bodies and non-governmental organisations (NGOs) currently. In particular, the Central Registry for Rehabilitation (CRR) of the Labour and Welfare Bureau issues the Registration Card for People with Disabilities (Registration Card) to persons with permanent or temporary disabilities as a documentary proof of their disability status, and maintains relevant records.

3.2 The Registration Card covers ten types of disability, namely, (i) physical disability; (ii) hearing impairment; (iii) visual impairment; (iv) speech impairment; (v) mental illness; (vi) Autism; (vii) intellectual disability (ID); (viii) visceral disability; (ix) Attention Deficit / Hyperactivity Disorder (AD/HD); and (x) Specific Learning Difficulties (SpLD). The last two types were added following the recommendations of the Hong Kong Rehabilitation Programme Plan in January 2008. Persons identified to be under the above types, with certification by registered medical practitioners or allied health professionals, etc., could apply for the Registration Card. There were some 93 000 holders of valid Registration Card as at March 2021. As such application is on a voluntary basis, it is assumed that such figures are some sort of lower-bound estimates of the number of persons with the aforesaid types of disability in Hong Kong.

殘疾的涵蓋範圍及定義

統計調查的涵蓋範圍

3.3 在訂定是項統計調查中有關殘疾的涵蓋範圍時，可否與其他國家／地區的情況作比較及能否切合本地的需求是極重要的考慮因素。政府統計處亦參考了 2013 年統計調查的涵蓋範圍及康復服務中央檔案室涵蓋的殘疾類別，以確保所搜集的資料能提供有關香港殘疾人士及長期病患者較全面的情況。此外，政府統計處在進行統計調查前曾向有關組織，包括相關的政府政策局／部門、法定團體、學術界及志願服務機構進行一連串的諮詢（請參閱第 2 章第 2.17 段），以搜集他們對有關殘疾的涵蓋範圍和殘疾類別的定義的專業意見及建議，當中

Coverage and definition of disability

Coverage of the survey

3.3 In determining the types of disability to be covered in the survey, considerations about the practicability of international comparison and meeting the local needs were particularly important. Reference had also been made to the coverage of the 2013 round of the survey and types of disability covered in the CRR so that the disability data collected could provide a more comprehensive picture of persons with disabilities and chronic diseases in Hong Kong. This apart, a series of consultations had been conducted with relevant parties including Government bureaux/departments, statutory bodies, academia and NGOs before the

亦廣泛討論了引用國際間一套新的殘疾分類法，「國際功能、殘疾和健康分類」[1]。

survey (please refer to paragraph 2.17 in Chapter 2) to collect expert views and advice on the coverage and definition of disability adopted in the survey, among which, the adoption of the new international classification of disability, International Classification of Functioning, Disability and Health (ICF)[1] had been widely discussed.

定義

3.4 因應 2013 年統計調查以試行性質加入基於「國際功能、殘疾和健康分類」架構所制定的題目的成功經驗，以及搜集殘疾統計數字的最新國際發展，是次統計調查參照了華盛頓殘疾統計小組（華盛頓小組）[2]的問題集，包括「短問題集」、「延伸問題集」和「兒童功能模塊」，更新了四種選定殘疾類別的定義，分別為身體活動能力受限制、視覺有困難、聽覺有困難、溝通能力有困難（取代言語能力有困難）。有關更新殘疾類別定義的建議在 2019 年間亦諮詢了各持份者，反應大致正面，普遍認為有關問題集有助受訪者較準確回答其基本概況。政府統計處亦參考了一些外國統計部門進行類似性質統計調查時所採用的殘疾定義。

Definition

3.4 In relation to the successful experience in the 2013 round of the survey for including the questions based on the ICF framework on a trial basis, as well as the latest international development in collecting statistical data on disability, the definitions for the four selected types of disability, viz. restriction in body movement, seeing difficulty, hearing difficulty and communication difficulty (replacing speech difficulty), have been updated according to the question sets of the Washington Group on Disability Statistics (Washington Group)[2], including the Short Set, the Extended Set and the Child Functioning Module, in this round of the survey. Stakeholders were consulted in 2019 on the updates of the definitions for those types of disability concerned and the responses were generally supportive that the question sets would help respondents provide a more accurate answer on their basic profiles. Reference had also been made to the definition of disability adopted in similar surveys conducted by some overseas statistical offices.

---

1 「國際功能、殘疾和健康分類」在 2001 年 5 月 22 日由世界衞生組織召開的世界衞生大會上通過。這分類法把一個人的功能程度視為健康狀況、環境因素及個人因素間的互動關係，從身體、個人及社會的角度將功能、殘疾和健康有關的成份分成兩項基本列表：(i)身體功能和結構及(ii)活動和參與。

2 為促進殘疾統計資料的跨國可比性，聯合國殘疾計量問題國際討論會於 2001 年 6 月設立了華盛頓小組。經過多年的努力，華盛頓小組於 2006 年的會議上通過一套以「國際功能、殘疾和健康分類」作為基本框架的短問題集，其後更開發多個問題集，供各國／地區在搜集殘疾統計數字時因應不同情況使用。

1 ICF was endorsed at the World Health Assembly organised by the World Health Organization held on 22 May 2001. It conceptualises a person's level of functioning as a dynamic interaction between his/her health conditions, environmental factors, and personal factors. Functioning, disability and health related components from the perspective of the body, the individual and the society are classified into two basic lists: (i) Body functions and Structures; and (ii) Activities and Participation.

2 To promote the comparability of disability data cross-nationally, the Washington Group was formed as a result of the United Nations International Seminar on Measurement of Disability that took place in June 2001. After years of effort, a short set of questions based on the ICF framework was endorsed at the Washington Group meeting in 2006 and several question sets were developed afterwards for countries/regions to use in collecting disability statistics in different situations.

3.5 經考慮上述所有資料及各方面的因素，包括所需的資源、受訪者在回答問題時的困難程度，以及在住戶統計調查中界定不同殘疾類別時可能遇到的技術困難，是項統計調查在界定不同的殘疾類別時盡可能基於受訪者的自身感受及適當地考慮其以正常方式進行某項活動的能力，而不僅採用臨床角度評估的方法。事實上，部分在是項統計調查中被界定為殘疾的人士表示自己在日常生活中沒有遇上困難（請參閱第 8 章）。因此，在本報告的殘疾人士數字當中，可能攙雜了一些未必會被普遍視為殘疾的人士。

3.5 Having taken into account all the above-mentioned information as well as various factors such as resources implications, the degree of difficulty in giving responses on the part of the survey respondents and the operational difficulty anticipated in defining each type of disability in technical terms in the context of a household survey, it was determined to be based on the self-perceptions of the respondents as much as possible and suitably consider the abilities of the respondents to perform an activity considered normal, but not merely adopting the clinical assessment approach, in defining different types of disability. In fact, some of the persons identified as having disability in this survey reported that they had no difficulty in day-to-day living (see Chapter 8). Hence, some persons who may not be commonly regarded as persons with disabilities may have been included in this report.

3.6 「殘疾人士」包括一些從事某種活動的能力受限制或有所欠缺的人士，而這種活動對一般人來說，是可用正常方式或在正常能力範圍內做到。具體而言，「**殘疾人士**」是指任何人士

(i) 在統計時，認為自己有下列四項中至少一項情況（困難程度需符合第 3.7 段的描述，即「**很大困難**」或「**完全不能做到**」），並已持續或預料會持續最少 6 個月的時間：

(A) 身體活動能力受限制；

(B) 視覺有困難；

(C) 聽覺有困難；及

(D) 溝通能力有困難

或

(ii) 經相關專業人員（例如西醫、中醫、臨床心理學家、教育心理學家）診斷有下列五項中至少一項情況：

(E) 精神病／情緒病；

(F) 自閉症譜系障礙（2013 年的統計調查稱為自閉症）；

(G) 特殊學習困難；

3.6 "Persons with disabilities" included those with restriction or those who lacked ability to perform an activity in the manner or within the range considered normal for a human being. Specifically, "**persons with disabilities**" were defined as those who

(i) had perceived themselves as having one or more of the following four conditions (the level of difficulty should fulfill the one mentioned in paragraph 3.7, i.e. **"a lot of difficulty"** or **"cannot do at all"**) which had lasted, or were likely to last, for a period of 6 months or more at the time of enumeration:

(A) restriction in body movement;

(B) seeing difficulty;

(C) hearing difficulty; and

(D) communication difficulty

or

(ii) had been diagnosed by related professionals (such as practitioners of Western medicine and Chinese medicine, clinical psychologists and educational psychologists) as having one or more of the following five conditions:

(E) mental illness / mood disorder;

(F) Autism Spectrum Disorder (ASD) (was named as Autism in the 2013 round of the survey);

(G) Specific Learning Difficulties (SpLD);

(H) 注意力不足／過度活躍症；及

(I) 智障。

3.7 當中，上文第 3.6 段(A) - (D)的四項選定殘疾類別的定義參考了華盛頓小組建議的延伸問題集更新，以相應「**基本活動功能範疇**」[3]即身體活動能力（包括平地步行、用手和手指拿起小物件、上落樓梯及提起重物件）、視覺、聽覺和溝通去界定殘疾人士。每個範疇均分為四個困難程度：

(1) 沒有困難；

(2) 少許困難；

(3) 很大困難；及

(4) 完全不能做到。

在上述功能範疇有「**很大困難**」或「**完全不能做到**」的人士會被界定為相應類別的「殘疾人士」。

3.8 此外，「**長期病患者**」是指在統計時需要長期（即持續最少 6 個月的時間）接受藥物治療、覆診或打針服藥以治療某種（或多於一種）疾病的人士，疾病的類別及嚴重性均沒有規限，由於現時在香港沒有一份普遍認可的屬於器官殘障的疾病名單，故此大部分器官殘障的人士皆會包括在內。同時，所需接受的藥物治療、覆診或打針服藥的頻次亦無規限。然而，所有在統計時未經醫生確定的疾病不包括在內。同樣地，只為預防某類疾病而進行的藥物治療及診症亦不包括在內。

3.9 另一方面，「**長期狀況**」指在統計時已持續 6 個月或以上、或在統計時已開始並相信

[3] 「基本活動功能範疇」表示華盛頓小組的延伸問題集所涵蓋的與日常生活有關的活動。

(H) Attention Deficit / Hyperactivity Disorder (AD/HD); and

(I) intellectual disability (ID).

3.7 For the four selected types of disability mentioned in items (A) - (D) of paragraph 3.6 above, updates of the definitions had been made with reference to the extended set of questions recommended by the Washington Group. Corresponding **"basic activity functioning domains"**[3] viz. body movement (including walking on level ground, using hands and fingers to grasp a small object, walking up or down a flight of stairs and carrying a heavy object), seeing, hearing and communication were used to define persons with disabilities. Each domain had four levels of difficulty:

(1) no difficulty;

(2) some difficulty;

(3) a lot of difficulty; and

(4) cannot do at all.

Persons with **"a lot of difficulty"** or **"cannot do at all"** in the above domains would be defined as "persons with disabilities" in the corresponding types.

3.8 Also, "**persons with chronic diseases**" referred to those who required long-term (i.e. lasting at least 6 months) medical treatment, consultation or medication for certain type(s) of diseases at the time of enumeration, irrespective of (i) the type and severity of diseases (given that a commonly accepted list of diseases under visceral disability is currently not available in Hong Kong, most of the persons with visceral disability are included); and (ii) the frequency of the medical treatment, consultation or medication required. However, any diseases which had not yet been confirmed by medical practitioners at the time of enumeration were not included. Likewise, medical treatment and consultation for the purpose of preventing a certain type of diseases were excluded.

3.9 Separately, "**long-term conditions**" referred to conditions that had lasted 6 months or

[3] "Basic activity functioning domains" refers to a range of activities associated with daily living covered under the Washington Group Extended Set.

會持續 6 個月或以上的狀況。

more at the time of enumeration or that had commenced at the time of enumeration but were expected to last 6 months or more.

3.10 是項統計調查所採用的殘疾定義，與康復服務中央檔案室所採用的定義比較，較為寬鬆。在是項統計調查中，受訪者提供的主觀答案沒有（亦不可能）以醫學方法核實。因此，若個別殘疾類別的定義及分類方法與康復服務中央檔案室所採用的有關定義及分類不能作直接比較時，是項統計調查會採用不同的名稱以反映潛在的分別。

3.10 It should be noted that the definition of disability in this survey was made in a broader sense as compared with that of the CRR. Subjective answers reported by respondents in the survey were not (and could not be) verified from the medical perspectives. To reflect such inherent difference, the survey had employed different terms from those of the CRR for individual disability types if the respective definitions and classifications were indeed not directly comparable to each other.

個別殘疾類別的定義及分類

Definition and classification for individual types of disability

3.11 殘疾的概念及分類可能隨時間而改變。為應付不同數據使用者對有個別殘疾類別人士詳細分類的各種需求，在是項統計調查的現行架構下，會向被界定為殘疾人士及長期病患者搜集其進行選定活動時的困難程度。

3.11 The concepts and classifications of disability may change over time. In order to provide breakdowns of the total number of persons with individual types of disability to suit the varying needs of different users, level of difficulty in performing selected activities from those persons identified as having disabilities and chronic diseases under the present framework of the survey was collected so that they could be delineated into different categories.

3.12 訪問員有向列於第 3.6 段(A) - (D)項的四種選定殘疾類別的人士提問有關其在進行選定日常活動時的限制及所需協助的問題，以此對其殘疾困難程度提供替代指標。此外，訪問員亦有向智障人士提問有關他們經臨床評估測試的智障程度（例如：輕度、中度、嚴重及極度嚴重）的資料。然而，是項統計調查未有搜集餘下第 3.6 段(E) - (H)項的選定殘疾類別的殘疾嚴重程度。

3.12 Persons with the four selected types of disability in items (A) - (D) of paragraph 3.6 were asked questions pertaining to their limitations and need for assistance in selected day-to-day activities so as to provide a proxy indicator on their level of difficulty. Persons with ID were also asked questions pertaining to their level of ID (e.g. mild, moderate, severe and profound) evaluated through clinical assessment tests. However, the degree of severity for the remaining selected types of disability in items (E) - (H) of paragraph 3.6 was not collected in the survey.

3.13 就是項統計調查而言，列於第 3.6 段(A) - (I)項的九種選定殘疾類別的詳細定義分列如下：

3.13 For the purpose of this survey, the detailed operational definitions by the nine selected types of disability listed in items (A) - (I) of paragraph 3.6 are set out below:

(A) 身體活動能力受限制

(A) Restriction in body movement

3.14 「**身體活動能力受限制人士**」指任何人士在統計時認為自己**在沒有他人幫助或輔助工具的情況下**，做以下其中一項或以上事情時長期有**很大困難**，或**完全做不到**（適用於 2 歲及以

3.14 "**Persons with restriction in body movement**" were defined as those who had perceived themselves as having "**a lot of long-term difficulty**" or "**cannot do at all**" in one or more

上人士）：

(a) **平地步行**（指不需要用任何輔助工具或別人幫助下平地步行 100 米，步行有困難可以因平衡能力、耐力或一些非肌肉骨骼系統缺損引致）；

(b) **用手和手指拿起小物件**（指用手和手指拿起小物件，如鉛筆、剪刀）；

(c) **上落樓梯**（指不需要用任何輔助工具或別人幫助下上落 12 級樓梯）；及

(d) **提起重物件**（指提起重物件，如 2 公升的水）。

3.15 是項統計調查亦有搜集以下資料以作額外分析：

(a) 有否使用輪椅／其他特定輔助工具代步／行路；

(b) 有否使用義肢；及

(c) 有否別人照顧其日常生活。

(B) 視覺有困難

3.16 **視覺能力**搜集受訪者在有需要時配戴矯正眼鏡／隱形眼鏡的情況下考慮，看東西的長期困難程度。

3.17 **「視覺有困難人士」**指任何人士在統計時認為自己一隻眼或雙眼，並在有需要時**配戴矯正眼鏡／隱形眼鏡的情況下**，看東西**長期有很大困難，或完全看不到**。是項統計調查亦有搜集正配戴特別助視眼鏡及正在使用一些特別視覺輔助儀器／復康工具的人士的資料。

tasks below **without assistance of others or aids/tools** if necessary at the time of enumeration. (applicable to all persons aged 2 and over):

(a) **Walking on level ground** (refer to walking 100 metres on level ground without assistance of any device or help from others. Difficulty in walking can include those resulting from impairments in balance, endurance, or other non-musculoskeletal systems.);

(b) **Grasping a small object using hands and fingers** (refer to using hands and fingers to grasp small object such as pencil and scissors);

(c) **Walking up or down a flight of stairs** (refer to walking up or down a flight of stairs having 12 steps without assistance of any device or help from others); and

(d) **Carrying a heavy object** (refer to carrying heavy object such as 2 litre bottle of water).

3.15 The following information was collected in the survey for supplementary analysis:

(a) whether using a wheelchair or specialised aid/tool to walk / move around;

(b) whether using artificial limb(s); and

(c) whether had someone taking care of their day-to-day living.

(B) Seeing difficulty

3.16 **Seeing** measured persons' level of long-term difficulty in seeing when wearing correcting glasses / contact lenses if necessary.

3.17 "**Persons with seeing difficulty**" referred to those who had perceived themselves as having **"a lot of long-term difficulty"** in seeing or **"cannot see at all"** with one eye or both eyes even **when wearing correcting glasses / contact lenses** if necessary at the time of enumeration. The survey also collected information from persons using specialised glasses or using a specialised visual aid/tool.

(C) 聽覺有困難

3.18 **聽覺能力**搜集受訪者在有需要時配戴助聽器／人工耳蝸的情況下考慮，整體聽聲音的長期困難程度。

3.19 **「聽覺有困難人士」**指任何人士在統計時認為自己一隻耳朵或雙耳，並在有需要時**配戴助聽器的情況下**，聽聲音**長期有很大困難，或完全聽不到**。是項統計調查亦有搜集正在使用一些特別聽覺輔助儀器／復康工具的人士的資料。

(D) 溝通能力有困難

3.20 **溝通能力**搜集受訪者用常用的溝通方式與人溝通的長期困難程度。溝通有困難不包括因非母語或不熟識的語言引致的溝通問題。

3.21 **「溝通能力有困難人士」**指任何人士在統計時認為自己說話和理解說話時，**長期有很大困難，或完全溝通不到**，令別人難以明白自己或自己難以明白他人(適用於 2 歲及以上人士)。是項統計調查亦有搜集正在使用一些言語／溝通輔助儀器／工具的人士的資料。

(E) 精神病／情緒病

3.22 **「有精神病／情緒病人士」**指任何人士經臨床評估測試診斷有精神病／情緒病（包括精神病康復者）*或*在統計時曾經／正接受精神科醫生治療*或*提供予精神病康復者的康復服務（例如精神科專科診所、私家精神科醫生、中途宿舍及精神科社康護理服務）。

(C) Hearing difficulty

3.18 **Hearing** measured persons' level of long-term difficulty in hearing generally when using a hearing aid or cochlear implant if necessary.

3.19 "**Persons with hearing difficulty**" were defined as those who had perceived themselves as having **"a lot of long-term difficulty"** in hearing or **"cannot hear at all"** with one ear or both ears even **when using a hearing aid** if necessary at the time of enumeration. The survey also collected information from persons using a specialised hearing aid/tool.

(D) Communication difficulty

3.20 **Communication** measured persons' level of long-term difficulty in communicating, using their usual language. Difficulty in communicating is not intended to include communication problem due to non-native or unfamiliar language.

3.21 "**Persons with communication difficulty**" referred to those who had perceived themselves as having **"a lot of long-term difficulty"** in speaking and understanding speech or **"cannot communicate at all"**, such that it contributed to difficulty in making themselves understood to others or understanding others at the time of enumeration (applicable to all persons aged 2 and over). The survey also collected information from persons using a speech/communication aid/tool.

(E) Mental illness / mood disorder

3.22 "**Persons with mental illness / mood disorder**" were defined as those who had been diagnosed as being mentally ill / mood disorder under clinical assessment tests (including persons in mental recovery) *or* had been / were being treated by psychiatrists *or* had received / were receiving some form of rehabilitation services provided for persons in mental recovery (such as psychiatric clinics, private psychiatrists, halfway houses and community psychiatric nursing services) at the time of enumeration.

(F) 自閉症譜系障礙

3.23 「**有自閉症譜系障礙人士**」指任何人士經臨床評估測試診斷有自閉症譜系障礙。

(G) 特殊學習困難

3.24 「**有特殊學習困難人士**」指任何人士經臨床評估測試診斷有特殊學習困難。

(H) 注意力不足／過度活躍症

3.25 「**有注意力不足／過度活躍症人士**」指任何人士經臨床評估測試診斷有注意力不足／過度活躍症。

(I) 智障

3.26 「**智障人士**」指任何人士經臨床評估測試診斷有智障。

原有定義

3.27 第 3.6 段(A) - (D)項的四種選定殘疾類別在原有定義下，有使用輔助儀器／復康工具的人士，不論其困難程度均會被界定為殘疾人士。另外，有關困難程度只分為有困難及沒有困難。為便利數據使用者進行趨勢分析，是次統計調查有根據 2013 年統計調查所採用的殘疾人士定義作補充分析。相關結果與 2013 年及 2006/07 年的結果大致可比，但不能與 2000 年的結果作直接比較。詳情載於附錄 4。

(F) Autism Spectrum Disorder

3.23 "**Persons with ASD**" referred to those who had been diagnosed as having ASD under clinical assessment tests.

(G) Specific Learning Difficulties

3.24 "**Persons with SpLD**" referred to those who had been diagnosed as having SpLD under clinical assessment tests.

(H) Attention Deficit / Hyperactivity Disorder

3.25 "**Persons with AD/HD**" referred to those who had been diagnosed as having AD/HD under clinical assessment tests.

(I) Intellectual disability

3.26 "**Persons with ID**" referred to those who had been diagnosed as having ID under clinical assessment tests.

Original definition

3.27 In the original definition of the four selected types of disability in items (A) - (D) of paragraph 3.6, persons using specialised aids/tools, regardless of their level of difficulty, are defined as persons with disabilities. Besides, regarding the level of difficulty, it was only divided into with difficulty and without difficulty. In order to facilitate trend analysis of data users, supplementary analyses on persons with disabilities based on the definition adopted in the 2013 round of the survey are provided in this round of the survey. The results concerned are largely comparable to the results in the 2013 round and the 2006/07 round, but are not strictly comparable with the results of the 2000 round. The details are provided in Appendix 4.

4 資料的局限 Limitations of the data

4.1 就進行統計調查而言，殘疾是一個難於量度的概念。當闡釋本報告書內所載的統計調查結果時，讀者必須要謹慎及留意以下各點。

4.1 The concept of disability is difficult to measure, particularly under the context of a statistical survey. The following should be borne in mind and caution should be taken when interpreting the survey results contained in this report.

不同的殘疾定義

4.2 首先，在進行統計調查的環境下，訪問人員不可能使用全面的醫學角度評估方法去驗證受訪者是否為殘疾人士或長期病患者。有見及此，是項統計調查採用了一個在進行統計調查時較可行的殘疾定義(詳情見第 3 章的介紹)。

4.3 按是項統計調查所採用的定義，會根據受訪者自己提供的主觀答案去界定其是否為殘疾人士或長期病患者。當中，可能會出現錯誤界定受訪者為殘疾人士或患有某種長期病患的情況。事實上，部分在是項統計調查中被界定為殘疾的人士表示自己在日常生活中沒有遇上困難（請參閱第 8 章）。因此，在本報告的殘疾人士數字當中，可能攙雜了一些未必會被普遍視為殘疾的人士。然而，是項統計調查是透過設計完善的問卷及具良好訓練與富經驗的訪問人員去搜集資料，因此錯誤界定為殘疾人士或長期病患者的程度不會太大。

4.4 除此之外，由於對殘疾的定義不同，是項統計調查的結果不能與康復服務中央檔案室及其他政府政策局／部門的行政記錄作直接比較。

Different definitions of disability

4.2 First of all, under the setting of a statistical survey, interviewers could not conduct comprehensive medical assessment tests to verify whether the respondents were persons with disabilities or chronic diseases. In this connection, this survey had adopted a definition of disability (as described in Chapter 3 in detail) which was comparatively practicable in the context of a statistical survey.

4.3 Under the definition adopted in the survey, classifying a person as one with disabilities or chronic diseases was based on the subjective answers provided by the respondents themselves. Errors in misclassifying a person with disabilities or with certain type(s) of chronic diseases might occur. In fact, some of the persons identified as having disability in this survey reported that they had no difficulty in day-to-day living (see Chapter 8). Hence, some persons who might not be commonly regarded as persons with disabilities might have been included in this report. Nevertheless, the extent of misclassification would not be large through the use of the well-designed questionnaire and well-trained and experienced interviewers in the survey.

4.4 This apart, the survey results could not strictly be compared with those figures obtained from the Central Registry for Rehabilitation (CRR) and the administrative records from the other Government bureaux/departments owing to the differences in the definitions of disability adopted.

低估殘疾人士及長期病患者數目的情況

4.5 儘管政府統計處已採取了多項措施以提高是項統計調查的回應率及搜集所得數據的素質，有個別受訪者可能會因以下的原因而沒有準確地報告某種殘疾情況：

Under-estimation in respect of persons with disabilities and chronic diseases

4.5 Despite that a number of measures had been taken in the survey to enhance the response rate and the quality of data collected, some persons might not have reported certain disability

(a) 該些情況屬於敏感類別（例如智障及精神病／情緒病）；

(b) 該些情況是間歇式或按季節性出現（例如精神病／情緒病）；或

(c) 受訪者未有發覺已出現該些情況（例如輕度自閉症、特殊學習困難及注意力不足／過度活躍症）或對某種情況缺乏認識或不懂該種情況的正確醫學名稱。

4.6 由於受訪者可能沒有準確地報告某類殘疾情況，是項統計調查搜集所得的資料可能低估殘疾人士及長期病患者的數目。本章第 4.9 - 4.16 段詳述是項統計調查中低估智障人士數目的情況。

界定進行選定活動時的困難程度

4.7 所有年齡合適的受訪者會被問及其進行某種活動（例如看東西、聽聲音、平地步行或與別人溝通）時的困難程度，並以四個程度劃分（即「沒有困難」、「少許困難」、「很大困難」或「完全不能做到」）。然而，不同人士對困難程度有不同的闡釋。舉例而言，不同受訪者衡量自己進行某種活動時的困難程度的準則或會有所不同。他們可能會與其他同年齡人士的能力作比較，或是與自己年輕時的能力作比較。再者，有關活動的困難程度亦可能被低估。這是因為受訪者可能因自尊而不承認自己有很大困難，或是因自己在進行某項活動時已慣性地得到幫助而不清楚自己進行該項活動時的困難程度。

conditions accurately because of:

(a) the sensitive nature of the conditions (e.g. intellectual disability (ID) and mental illness / mood disorder);

(b) the episodic or seasonal nature of the conditions (e.g. mental illness / mood disorder); or

(c) the lack of awareness of the presence of the conditions on the part of the respondents (e.g. mild conditions of Autism, Specific Learning Difficulties and Attention Deficit / Hyperactivity Disorder or the lack of knowledge or understanding of the correct medical terminology for some conditions.

4.6 Since certain disability conditions might not have been accurately reported, data collected from this survey might under-estimate the number of persons with disabilities and chronic diseases. Paragraphs 4.9 - 4.16 in this Chapter explicitly address the extent of under-estimation in respect of persons with ID in this survey.

Delineating the level of difficulty in performing selected activities

4.7 All respondents of suitable ages were asked the level of difficulty in performing certain functions (e.g. seeing, hearing, walking on level ground and communicating), expressed using four levels, viz “no difficulty”, “some difficulty”, “a lot of difficulty” and “cannot do at all”. However, different persons might interpret the level of difficulty differently. For instance, the criteria by which the respondents perceived their level of difficulty in performing certain functions might vary. Comparison might have been made with the ability of other persons of similar age, or with the respondents’ own ability while they were younger. Also, the level of difficulty might have been under-estimated as some respondents might not admit themselves as having a lot of difficulty because of pride, or might not know the level of difficulty because assistance had always been received with that function.

較長的訪問期間

4.8 為確保是項統計調查能獲取有關各類殘疾人士的足夠規模的樣本作詳細統計分析，有關殘疾人士的專題訪問的訪問工作在 2019 年 11 月至 2020 年 11 月內持續進行。因此，是項統計調查的結果只是指個別受訪者在統計時的健康及精神狀況而言。

Long survey period

4.8 To ensure that a sufficiently large sample of persons with different types of disability could be obtained for detailed statistical analysis, the fieldwork of the *special topic enquiry* on persons with disabilities spanned over November 2019 to November 2020. In this connection, the survey results referred only to the state of health and mental conditions of individual respondents at the time of enumeration.

低估智障人士數目的情況

4.9 根據統計調查的結果，估計在統計時約有 27 500 名智障人士（包括 15 400 名居住在住戶內及 12 200 名居住在院舍內）。與截至 2021 年 3 月見於康復服務中央檔案室及其他政府政策局／部門的行政記錄的 41 400 名智障人士比較，是項統計調查對智障人士的數目有明顯低估的情況。

4.10 就是項統計調查而言，只有曾被合資格的醫務人員診斷為智障的人士才會被界定為智障人士。這個界定方法是考慮到對學習及明白事物有困難的人士並不一定是智障人士，因為其他原因例如本身性格、個人喜好及人際關係的技巧也可能引致該些困難。在是項統計調查中採用上述的定義表示在界定受訪者是否為智障人士時，那些被懷疑是智障但尚未獲診斷為智障的人士（特別是那些接近輕度智障的學習遲緩人士）則不會被包括在統計調查內。此外，過往智障並不像現時般較為人認識。有些智障人士（特別是那些成年人士）可能以往從未為其智障的情況尋求合資格的醫務人員診斷，所以即使他們實際是智障人士，在是項統計調查中亦不會被界定為智障。

4.11 此外，智障是一個十分敏感的課題。在進行統計調查時，訪問人員留意到有部分受訪者被問及有關這項敏感課題的問題時，表現不安。其中特別是大部分的智障人士均未能親自

Under-estimation in respect of persons with intellectual disability

4.9 Based on the survey results, it was estimated that there were some 27 500 persons with ID at the time of enumeration (composed of 15 400 persons with ID residing in households and 12 200 persons with ID residing in institutions). Compared with the 41 400 persons with ID found in the CRR and other administrative records from the other Government bureaux/departments as at March 2021, there was strong indication of under-estimation in respect of the number of persons with ID in the survey.

4.10 In the context of this survey, only those persons who had been diagnosed by qualified health personnel as having ID were classified as persons with ID. This is based on the consideration that persons who have difficulty in learning and understanding things are not necessarily persons with ID, as other factors like personality traits, personal interests and interpersonal skills might also lead to such difficulty. The adoption of the above definition means that those who were suspected to be persons with ID but not yet so diagnosed (especially those slow-learners with marginally mild grade of ID) were not included in the survey. Moreover, ID was less commonly known in the past. Some persons with ID (especially those adults) might not have consulted qualified health personnel about their ID in the past and thus were not classified as persons with ID (even though they actually were) in the survey.

4.11 Besides, ID is a very sensitive topic. In the course of the survey, it was observed by the interviewers that some respondents felt uneasy when being asked questions related to this sensitive

回答有關問題，需要由住戶成員或照顧者代答的情況是無可避免的。由於訪問人員未能直接訪問部分智障人士，透過細心留意受訪者的外觀及行為以界定受訪者是否為智障人士的可能性有限。

topic. In particular, most of the persons with ID could not answer the questions on their own. Proxy reporting by household members or carers could not be avoided. As the interviewers could not have direct contact with some persons with ID, the possibility of identifying those persons with ID through observing their appearance and behaviour was limited.

4.12 由於上述的問題，是項統計調查對於智障人士的估計相信會有一定程度的低估情況。有見及此，本報告書於列載及分析有關殘疾人士及長期病患者的統計調查結果時，會將智障與其他殘疾類別分開處理。**換言之，為避免誤導數據使用者及歪曲是項統計調查中有關殘疾人士及長期病患者的整體統計調查結果，本報告書內刊載統計調查結果的主要部分將不會包括有關智障人士的統計調查結果。**有關智障人士數目的估計則於下列第 4.13 - 4.16 段另作討論。

4.12 As a result of the above problems, the estimates pertaining to persons with ID in the survey are considered to be subject to a certain degree of under-estimation. In light of this, the analyses pertaining to persons with ID are separated from the presentation and analysis of the survey findings on other types of disability and chronic diseases in this report. **In other words, the survey results presented in the main body of this report do not cover those related to persons with ID in order not to mislead data users and distort the overall survey results on persons with disabilities and chronic diseases.** Deliberations on the estimates pertaining to persons with ID are separately given in paragraphs 4.13 - 4.16 below.

4.13 智障人士可以是居住在院舍或住戶內的居民。由於住院人士被批准入住其現居住的院舍前，已經向有關人士例如醫生、輔助醫務人員或社會工作者等透露其身體及精神方面健康情況的資料，該些住院人士會較樂意在院舍統計調查中回答有關他們精神健康狀況的問題，所以相信不會出現低估住院的智障人士數目的情況。在此情形下，院舍統計調查的結果應相當可靠。根據院舍統計調查所搜集得的資料，估計約有 12 200 名住院的智障人士，有關統計調查結果載於附錄 3（甲）。

4.13 Persons with ID may either be residents in institutions or in households. There should not be problem of under-reporting by institutional residents with ID as they had to disclose information on their physical and mental health conditions to various parties, including for example, doctors, allied health personnel or social workers before they were admitted to the institutions where they were residing in. The institutional residents were thus more willing to answer questions in relation to their mental health conditions in the institutions survey. Under such circumstances, the results of the institutions survey should be reliable and the survey results pertaining to some 12 200 institutional residents with ID are shown in Appendix 3A.

4.14 另一方面，對於約有 15 400 名智障人士居住在住戶內的估計相信是一個低估的數字。儘管如此，是項統計調查的結果仍可概括反映居住在住戶內智障人士的人口及社會經濟特徵（最少對該些願意在是項統計調查中作出正面回應的智障人士而言）。

4.14 On the other hand, while the estimate of some 15 400 persons with ID residing in households was considered an under-estimated figure, the survey results could still serve to provide some crude indication of the demographic and socio-economic characteristics of the persons with ID residing in households at large (at least for those who were willing to give positive response in the survey).

4.15 假設在該 41 400 名見於康復服務中央檔案室及其他政府政策局／部門行政記錄的智障人士中約 12 200 名是住院人士並直接引用院舍統計調查所得的結果，可得出約有 29 200 名智障人士是居住在住戶內，而有關他們的性別及年齡的概況亦可根據康復服務中央檔案室及相關行政記錄計算得到。因此，採用康復服務中央檔案室及相關行政記錄的有關數字為控制總數，並套用在是項統計調查中搜集得的有關居住在住戶內的智障人士的統計調查結果，便可得出該 29 200 名居住在住戶內智障人士的人口及社會經濟概況。有關統計數字載於附錄 3（乙）。然而，該些統計數字只可作粗略參考之用。

4.15 On the assumption that some 12 200 of those 41 400 persons with ID found in the CRR and administrative records from the other Government bureaux/departments were institutional residents and their profiles from the institutions survey could be directly adopted, a probable estimate of some 29 200 persons with ID residing in households and their sex-age profile could be computed based on the CRR and relevant administrative records. Accordingly, using the figures in the CRR and relevant administrative records as the control total and applying the survey results pertaining to persons with ID residing in households, some demographic and socio-economic profiles of those 29 200 persons with ID residing in households could be derived and presented in Appendix 3B. However, these statistics are provided for crude reference only.

4.16 由於在康復服務中央檔案室申領殘疾人士登記證及使用其他相關服務完全屬於自願性質，行政記錄數字只可作為有選定殘疾類別人士數目的下限估計。所以，上文所述見於行政記錄的 41 400 名智障人士仍未能全面反映整體情況。根據現有多個有關的資料來源而進行的統計評估，顯示香港現有的智障人士總數（包括居住在住戶及院舍內的智障人士）可能為 77 000 人至 90 000 人左右。有關此項評估的詳情見附錄 3（丙）。

4.16 As the application for the Registration Card for People with Disabilities in the CRR and the usage of other relevant services are entirely voluntary, the administrative figures can only provide some lower-bound estimates of the number of persons with selected types of disability. Hence, the 41 400 persons with ID found in the administrative records as stated above might still not give a good reflection of the full picture in itself. A statistical assessment based on various relevant data sources available at hand points to an indication that the total number of persons with ID in Hong Kong (including those residing in households and those residing in institutions) is more likely to be in the region of 77 000 - 90 000. Details of such an assessment are given in Appendix 3C.

估計的可靠性

4.17 統計調查的結果是根據一個隨機抽選的樣本中搜集所得的資料編製，故此受抽樣誤差和非抽樣誤差影響。對於一些只是基於樣本內所得的小數目的觀察而作出的估計，其抽樣誤差程度會較大。其中特別是「零」值的估計，其實可能是一個小數值的數字，這些估計須謹慎闡釋。

4.18 本報告書在比較各種變數估計的精確程度時，採用了*離中系數*。離中系數的計算方法，是將*標準誤差*除以有關估計，再以百分比表

Reliability of the estimates

4.17 Findings of the survey are based on the information collected from a randomly selected sample, and hence are subject to sampling error and non-sampling error. For those estimates which are based on only a small number of sample observations, the sampling error may be relatively large. In particular, a “zero” figure may mean a non-zero figure of a small magnitude. These estimates should be interpreted with caution.

4.18 For comparing the precision of the estimates of various variables in this report, the *coefficient of variation* (CV) is used. CV is

示。標準誤差是根據統計原理所訂的公式計算。一般來說，標準誤差與總體內各元素的變異、樣本規模和樣本設計相關。

obtained by expressing the *standard error* (SE) as a percentage of the estimate to which it refers. In turn, the SE is computed according to a formula which is established on the basis of statistical theory. Generally speaking, the SE is related to the variability of the elements in the population, the size of the sample and the sample design adopted for the survey.

4.19 本報告書所列載的主要變數估計的離中系數載於附錄 5。

4.19 The CV of the estimates of the main variables presented in this report are given in Appendix 5.

5 殘疾人士的人口及社會經濟概況 Demographic and socio-economic profiles of persons with disabilities

5.1 是項統計調查對於智障人士數目的估計相信會有一定程度的低估（詳情請參閱本報告書第 4 章「低估智障人士數目的情況」一節）。**為避免誤導讀者及歪曲是項統計調查對殘疾人士及長期病患者的整體統計調查結果，本報告書於第 5 章至第 12 章內列載有關的統計調查結果時，不會包括有關智障人士的統計調查結果。**有關智障人士的估計及分析則於本報告書第 4 章第 4.9 - 4.16 段另作討論。

5.1 The estimates pertaining to persons with intellectual disability (ID) in the survey were considered to be subject to a certain degree of under-estimation (for details, please refer to the section "Under-estimation in respect of persons with intellectual disability" in Chapter 4 of this report). **In order not to mislead data users and distort the overall survey results on persons with disabilities and persons with chronic diseases, the survey findings presented in Chapters 5 to 12 of this report do not cover those pertaining to persons with ID.** Deliberations on the estimates and analyses pertaining to persons with ID are separately given in paragraphs 4.9 - 4.16 in Chapter 4 of this report.

5.2 為方便分析殘疾人士的概況，有關 2020 年全港整體人口的相關特徵（主要根據「綜合住戶統計調查」所得的資料估計），亦適當地展列在本章的統計表內，以作比較。

5.2 To facilitate analysis of the profile of persons with disabilities, the corresponding characteristics of the total population of Hong Kong in 2020 (as estimated mainly based on the findings of the General Household Survey) are also presented in the tables in this Chapter for comparison where applicable.

5.3 是次統計調查更新了四種選定殘疾類別的定義（請參閱第 3 章），相關的統計調查結果因而不能與以往的結果作直接比較。

5.3 The definitions for the four selected types of disability have been updated in this round of the survey (see Chapter 3) and hence the survey findings concerned are not directly comparable with the past results.

I. 殘疾人士的概況

I. General profile of persons with disabilities

5.4 在 2020 年，估計有 534 200 名殘疾人士（智障人士除外 – *請參考第 5.1 段*）。殘疾人士的整體普遍率（以佔全港整體人口的百分比計算）為 7.1%。有關殘疾的定義及分類，請參閱本報告書第 3 章。 （表 5.1a）

5.4 In 2020, it was estimated that there were 534 200 persons with disabilities (excluding persons with ID - *see paragraph 5.1*). The overall prevalence rate of persons with disabilities (expressed as a percentage of the total population of Hong Kong) was 7.1%. Please refer to Chapter 3 of this report for the definition and classification of disability. (Table 5.1a)

選定的殘疾類別

Selected type of disability

5.5 按選定的殘疾類別分析，約 244 000 人表示身體活動能力受限制（在整體人口內的普遍率為 3.3%），47 600 人視覺有困難（普遍率為 0.6%），47 900 人聽覺有困難（普遍率為 0.6%），48 700 人溝通能力有困難（普遍率為

5.5 Analysed by selected type of disability, some 244 000 persons reported that they were with restriction in body movement (with a prevalence rate of 3.3% among the total population), 47 600 persons were with seeing difficulty (prevalence rate

0.7%），256 800 人有精神病／情緒病（普遍率為 3.4%），22 400 人有自閉症譜系障礙（普遍率為 0.3%），35 400 人有特殊學習困難（普遍率為 0.5%）及 38 200 人有注意力不足／過度活躍症（普遍率為 0.5%）。 （圖 5.1 及表 5.1a）

住處類別

5.6 在該 534 200 名殘疾人士中，約 86.6% 居住於住戶內；而 13.4%則居住於院舍（包括社會福利院舍、長期護理醫院、康復中心及私營安老院等）。70 歲及以上長者居住於院舍的比例最高，為 21.3%。 （圖 5.2）

只有一種／有多於一種殘疾類別

5.7 在 534 200 名殘疾人士中，約 387 300 人（72.5%）表示只有單一種殘疾類別，其餘 146 900 人（27.5%）則表示有多於一種殘疾類別。按選定的殘疾類別分析，視覺有困難、聽覺有困難、溝通能力有困難、有自閉症譜系障礙、有特殊學習困難及有注意力不足／過度活躍症人士，較可能同時間有多於一種殘疾類別。由於智障並不包括在本章的分析中，部分只有單一種殘疾類別人士，可能同時有智障的情況。（表 5.1a）

年齡／性別

5.8 按年齡組別分析，在 534 200 名殘疾人士中，70 歲及以上人士佔 44.5%，60 - 69 歲人士佔 14.4%，而 50 - 59 歲人士則佔 12.1%。殘疾人士的年齡中位數為 65 歲，較整體人口的年齡中位數的 45 歲為高。年長人士較普遍有殘疾的情況，70 歲及以上人士的殘疾普遍率最高，達 25.9%，而 15 歲以下人士的普遍率則為 5.0%。一般來說，年齡愈年長的人士中，殘疾普遍率亦愈高。 （表 5.1b）

of 0.6%), 47 900 persons were with hearing difficulty (prevalence rate of 0.6%), 48 700 persons were with communication difficulty (prevalence rate of 0.7%), 256 800 persons were with mental illness / mood disorder (prevalence rate of 3.4%), 22 400 were persons with Autism Spectrum Disorder (ASD) (prevalence rate of 0.3%), 35 400 persons with Specific Learning Difficulties (SpLD) (prevalence rate of 0.5%) and 38 200 persons with Attention Deficit / Hyperactivity Disorder (AD/HD) (prevalence rate of 0.5%). (Chart 5.1 and Table 5.1a)

Type of residence

5.6 Some 86.6% of the 534 200 persons with disabilities were residing in households while 13.4% were residing in institutions (including social welfare institutions, long-stay care hospitals, rehabilitation centres and private homes for the elderly, etc.). Older persons aged 70 and over had the highest proportion of residing in institutions, at 21.3%. (Chart 5.2)

With single disability / multiple disabilities

5.7 Of those 534 200 persons with disabilities, some 387 300 (72.5%) cited that they were with single disability. The remaining 146 900 persons (27.5%) were with multiple disabilities. Analysed by selected type of disability, persons with seeing difficulty, hearing difficulty, communication difficulty, ASD, SpLD and AD/HD tended to have a higher chance of having multiple disabilities. Since ID was not included in the analysis of this Chapter, some persons with single disability might have the condition of ID at the same time. (Table 5.1a)

Age/sex

5.8 Analysed by age group, 44.5% of the 534 200 persons with disabilities were aged 70 and over, 14.4% were aged 60 - 69 and 12.1% were aged 50 - 59. The median age of persons with disabilities was 65, which was higher than that of 45 for the total population. Disability was more common among older persons. Persons aged 70 and over had the highest prevalence rate of disability, at 25.9%, as compared with 5.0% for persons aged below 15. The prevalence rate of disability was higher for older persons in general. (Table 5.1b)

5.9 按性別分析，女性殘疾人士較男性為多，分別佔所有殘疾人士的 58.5%及 41.5%。而女性的殘疾普遍率亦較男性的為高。女性的殘疾普遍率為 7.7%，而男性的殘疾普遍率則為 6.5%。 （表 5.1b）

婚姻狀況

5.10 在 534 200 名殘疾人士中，大部分（72.3%）為曾經結婚人士（包括已婚人士及喪偶／分居／離婚者，分別佔所有殘疾人士的 39.9%及 32.4%）。而在整體人口中，曾經結婚人士只佔 62.6%。 （表 5.1c）

教育程度

5.11 該 534 200 名殘疾人士的教育程度較整體人口的為低。當中，49.6%具小學及以下教育程度，而在整體人口中，相應的百分比則為 25.8%。 （表 5.1c）

居住地區

5.12 按居住地區分析，殘疾人士的居住地區分布與整體人口的分布大致相同。在所有殘疾人士中，30.0%居於新界西，22.7%居於新界東，21.7%居於九龍東及 16.4%居於香港島。在整體人口中的相應百分比分別為 28.9%、24.0%、20.5%及 16.4%。 （表 5.1d）

房屋類別

5.13 在該 534 200 名殘疾人士中，約 37.2%居於公營租住房屋及 35.0%居於私人房屋。相反，整體人口中較小比例的人口居於公營租住房屋，而居於私人房屋的則佔較大比例。整體人口中，分別有 29.4%居於公營租住房屋，另有 52.9%居於私人房屋。 （表 5.1e）

經濟活動身分

5.14 在 490 800 名 15 歲及以上殘疾人士中，約 393 900 人（80.3%）為非從事經濟活動人士，

5.9 Analysed by sex, there were more females with disabilities than males, constituting 58.5% and 41.5% of all persons with disabilities respectively. Females also had a higher prevalence rate of disability than their male counterparts, at 7.7% and 6.5% respectively. (Table 5.1b)

Marital status

5.10 Of the 534 200 persons with disabilities, the majority (72.3%) were ever married persons (including 39.9% being currently married and 32.4% being widowed/separated/divorced). The corresponding percentage was 62.6% for the total population. (Table 5.1c)

Educational attainment

5.11 These 534 200 persons with disabilities had relatively lower educational attainment as compared with the total population. About 49.6% of persons with disabilities had attained primary education and below, as against 25.8% among the total population. (Table 5.1c)

Area of residence

5.12 Analysed by area of residence, persons with disabilities had similar distribution as that of the total population. Some 30.0% of persons with disabilities lived in New Territories West, 22.7% in New Territories East, 21.7% in Kowloon East, and 16.4% in Hong Kong Island. The corresponding percentages for the total population were 28.9%, 24.0%, 20.5% and 16.4% respectively. (Table 5.1d)

Type of housing

5.13 Among those 534 200 persons with disabilities, about 37.2% of them lived in public rental housing and 35.0% lived in private housing. On the contrary, there were a smaller proportion of people living in public rental housing but a larger proportion in private housing for the total population. About 29.4% of the total population lived in public rental housing and another 52.9% lived in private housing. (Table 5.1e)

Economic activity status

5.14 Of the 490 800 persons aged 15 and over with disabilities, some 393 900 (80.3%) were

其餘 96 900 人（19.7%）為從事經濟活動人士。在 96 900 名從事經濟活動殘疾人士中，約 86 300 人在統計時正就業，其餘為失業人士，失業率為 11.0%。而在 2020 年，全港整體人口失業率為 5.8%。 （表 5.1f）

5.15 在該 393 900 名 15 歲及以上非從事經濟活動殘疾人士中，約 249 800 人（即佔所有 15 歲及以上殘疾人士的 50.9%）為退休人士。（表 5.1f）

II. 就業殘疾人士的概況

5.16 在 490 800 名 15 歲及以上殘疾人士中，約 86 300 人（17.6%）為就業人士。在該 86 300 名就業殘疾人士中，約 79 100 人只有單一種殘疾類別，佔所有就業殘疾人士的 91.7%。餘下的 7 100 人（8.3%）則有多於一種殘疾類別。就業殘疾人士佔全港整體就業人口的 2.4%。（表 5.1f 及 5.2a）

年齡／性別

5.17 按年齡組別分析，在 86 300 名就業殘疾人士中，50 - 59 歲人士佔 29.7%，而 40 - 49 歲人士則佔 24.0%。就業殘疾人士的年齡中位數為 47 歲，而整體就業人口的年齡中位數則為 42 歲。（表 5.2b）

5.18 在所有就業殘疾人士中，女性所佔的百分比較男性的為高，分別佔 52.4%及 47.6%。而整體就業人口的情況亦相同。 （表 5.2b）

婚姻狀況

5.19 在 86 300 名就業殘疾人士中，47.2%為已婚人士，38.3%為從未結婚者，而 14.6%為喪偶／分居／離婚者。整體就業人口的相應百分比分別為 60.0%、32.6%及 7.5%。 （表 5.2c）

economically inactive and the remaining 96 900 (19.7%) were economically active. Among the 96 900 economically active persons with disabilities, some 86 300 persons were employed at the time of enumeration, the remaining were unemployed persons and the unemployment rate was 11.0%. The unemployment rate of the total population of Hong Kong was 5.8% in 2020. (Table 5.1f)

5.15 Among those 393 900 economically inactive persons aged 15 and over with disabilities, some 249 800 (or 50.9% of all persons aged 15 and over with disabilities) were retired persons. (Table 5.1f)

II. General profile of employed persons with disabilities

5.16 Of the 490 800 persons aged 15 and over with disabilities, some 86 300 (17.6%) were employed persons. Among those 86 300 employed persons with disabilities, some 79 100 were with single disability, constituting 91.7% of all employed persons with disabilities. The remaining 7 100 persons (8.3%) were with multiple disabilities. Employed persons with disabilities constituted 2.4% of the total employed population of Hong Kong. (Tables 5.1f and 5.2a)

Age/sex

5.17 Analysed by age group, 29.7% of the 86 300 employed persons with disabilities were aged 50 - 59 and 24.0% were aged 40 - 49. The median age of employed persons with disabilities was 47, as against the median age of 42 for the total employed population. (Table 5.2b)

5.18 Among all employed persons with disabilities, there were proportionally more females than males, at 52.4% and 47.6% respectively. This was also the case for the total employed population. (Table 5.2b)

Marital status

5.19 Of the 86 300 employed persons with disabilities, 47.2% were currently married, 38.3% were never married and 14.6% were widowed/separated/divorced. The corresponding percentages for the total employed population were 60.0%, 32.6% and 7.5% respectively.

教育程度

5.20 該 86 300 名就業殘疾人士的教育程度較整體就業人口的為低。前者約有 12.3%具小學及以下教育程度，而後者只有 8.2%。（表 5.2c）

行業

5.21 就業殘疾人士最普遍從事的三個行業類別為公共行政、社會及個人服務業、金融、保險、地產、專業及商用服務業及零售、住宿及膳食服務業。這三個行業與整體就業人口最普遍從事的行業相同。在該 86 300 名就業殘疾人士中，分別有 31.2%、25.6%及 15.5%從事該些行業，而在整體就業人口中的相應百分比分別為 30.2%、23.1%及 14.1%。（表 5.2d）

職業

5.22 在就業殘疾人士中，36.0%為經理及行政級人員、專業人員及輔助專業人員，25.4%為非技術工人。整體就業人口中相應的百分比分別為 41.4%及 20.6%。（表 5.2e）

每月就業收入

5.23 就業殘疾人士的每月就業收入相對地低於整體就業人口的每月就業收入。約 3 成就業殘疾人士每月就業收入少於$10,000，而整體就業人口的相應比例則約為五分之一。就業殘疾人士的每月就業收入中位數為$14,000，而整體就業人口的每月就業收入中位數則為$17,700。撇除在庇護工場工作的就業殘疾人士，他們的每月就業收入中位數為$14,800。（表 5.2f）

(Table 5.2c)

Educational attainment

5.20 Those 86 300 employed persons with disabilities had relatively lower educational attainment than the total employed population. About 12.3% of them had attained primary education and below, as against 8.2% for the total employed population. (Table 5.2c)

Industry

5.21 The three most common industry sectors which employed persons with disabilities were engaged in were the public administration, social and personal services sector; the financing, insurance, real estate, professional and business services sector; and the retail, accommodation and food services sector. They were also the most common industry sectors amongst the total employed population. About 31.2%, 25.6% and 15.5% of those 86 300 employed persons with disabilities worked in these sectors respectively. The corresponding percentages for the total employed population were 30.2%, 23.1% and 14.1% respectively. (Table 5.2d)

Occupation

5.22 Of the employed persons with disabilities, 36.0% were managers and administrators, professionals and associate professionals and 25.4% were workers in elementary occupations. The corresponding percentages for the total employed population were 41.4% and 20.6% respectively. (Table 5.2e)

Monthly employment earnings

5.23 The monthly employment earnings of employed persons with disabilities were relatively lower than that of the total employed population. Around 30% of employed persons with disabilities earned less than $10,000 per month, as compared with about one-fifth for the total employed population. The median monthly employment earnings of employed persons with disabilities was $14,000, as against $17,700 for the total employed population. The median monthly employment earnings of employed persons with disabilities was $14,800 after excluding those working in sheltered workshops. (Table 5.2f)

III. 有個別殘疾類別人士的概況

年齡／性別

5.24 概括而言，身體活動能力受限制、視覺有困難、聽覺有困難及溝通能力有困難人士的年齡分布大致相同。在這四類人士中，70 歲及以上人士均佔 6 成以上，他們的年齡中位數介乎 78 歲至 82 歲之間。在有個別殘疾類別人士中，有自閉症譜系障礙、有特殊學習困難及有注意力不足／過度活躍症人士普遍較年輕，其年齡中位數分別為 14、15 及 13 歲。有精神病／情緒病人士的年齡中位數為 59 歲。 （表 5.1b）

5.25 按性別分析，在身體活動能力受限制、視覺有困難、聽覺有困難、溝通能力有困難及有精神病／情緒病人士中，女性較男性為多。而在有自閉症譜系障礙、有特殊學習困難及有注意力不足／過度活躍症人士中，則男性較女性為多。 （表 5.1b）

婚姻狀況

5.26 身體活動能力受限制、視覺有困難與聽覺有困難人士的婚姻狀況分布大致相同。在這三類人士中，約 9 成曾經結婚。而約 7 成的溝通能力有困難及有精神病／情緒病人士也是曾經結婚。就有自閉症譜系障礙、有特殊學習困難及有注意力不足／過度活躍症人士而言，他們大部分（約 9 成半）從未結婚，這可能是由於他們大部分均為 15 歲以下人士。 （表 5.1c）

教育程度

5.27 在身體活動能力受限制、視覺有困難、聽覺有困難及溝通能力有困難人士中，超過 6 成具小學及以下教育程度。另一方面，約 4 成有精神病／情緒病、有自閉症譜系障礙、有特殊學習困難及有注意力不足／過度活躍症人士具中學教育程度。 （表 5.1c）

居住地區

5.28 除了有自閉症譜系障礙人士外，有個別

III. General profile of persons with individual types of disability

Age/sex

5.24 Generally speaking, persons with restriction in body movement, seeing difficulty, hearing difficulty and communication difficulty had similar age profile. At least 60% of them were aged 70 and over. The median ages of these four groups of persons ranged from 78 to 82. Amongst persons with individual types of disability, persons with ASD, SpLD and AD/HD had relatively younger age profile, with the median ages of 14, 15 and 13 respectively. The median age of persons with mental illness / mood disorder was 59. (Table 5.1b)

5.25 Analysed by sex, there were relatively more females than males for persons with restriction in body movement, seeing difficulty, hearing difficulty, communication difficulty, and mental illness / mood disorder, and otherwise for persons with ASD, SpLD and AD/HD. (Table 5.1b)

Marital status

5.26 The distributions of persons with restriction in body movement, seeing difficulty and hearing difficulty by marital status were similar to each other. Around 90% of these three groups of persons were ever married. About 70% of persons with communication difficulty and mental illness / mood disorder were also ever married. For persons with ASD, SpLD and AD/HD, a substantial proportion (about 95%) of them were never married, probably because majority of them were aged below 15. (Table 5.1c)

Educational attainment

5.27 For persons with restriction in body movement, seeing difficulty, hearing difficulty and communication difficulty, at least 60% of them had attained primary education and below. On the other hand, about 40% of persons with mental illness / mood disorder, ASD, SpLD and AD/HD had attained secondary education. (Table 5.1c)

Area of residence

5.28 The distributions by area of residence

殘疾類別人士的居住地區分布大致相同。他們當中，最大比例居住於新界西。另一方面，有自閉症譜系障礙人士最普遍居住於新界東。（表 5.1d）

房屋類別

5.29 有相對較多溝通能力有困難、身體活動能力受限制及有精神病／情緒病人士居住於其他永久性房屋（例如院舍），其相應的百分比分別為 42.6%、22.5%及 15.9%。 （表 5.1e）

經濟活動身分

5.30 在 15 歲及以上身體活動能力受限制、視覺有困難及聽覺有困難人士中，約 7 成為退休人士。然而，在 15 歲及以上溝通能力有困難及有精神病／情緒病人士中，退休人士分別佔 55.5%及 38.4%。在 15 歲及以上有自閉症譜系障礙、有特殊學習困難及有注意力不足／過度活躍症人士中，學生分別佔 46.4%、38.4%及 56.4%。 （表 5.1f）

IV. 有個別殘疾類別就業人士的概況

只有一種／有多於一種殘疾類別

5.31 按選定的殘疾類別分析，在溝通能力有困難及有注意力不足／過度活躍症就業人士中，有多於一種殘疾類別的人士所佔的比例較高，分別達 80.1%及 61.2%。相反，身體活動能力受限制、視覺有困難、有精神病／情緒病及有特殊學習困難就業人士中，大部分（約佔個別殘疾類別人士超過 6 成）只有單一種殘疾類別。（表 5.2a）

年齡／性別

5.32 超過 7 成半的身體活動能力受限制、視覺有困難及聽覺有困難就業人士為 40 - 69 歲人士，他們的年齡中位數分別為 56、53 及 54 歲。另一方面，約 7 成的溝通能力有困難及有精神

were generally similar amongst persons with individual types of disability except for persons with ASD, with the largest proportion of them residing in New Territories West. On the other hand, the most popular area of residence for persons with ASD was New Territories East. (Table 5.1d)

Type of housing

5.29 There were relatively more persons with communication difficulty, restriction in body movement and mental illness / mood disorder residing in other permanent housing (e.g. institutions), the corresponding percentages were 42.6%, 22.5% and 15.9% respectively. (Table 5.1e)

Economic activity status

5.30 Retired persons constituted about 70% for persons aged 15 and over with restriction in body movement, seeing difficulty and hearing difficulty. However, for persons aged 15 and over with communication difficulty and mental illness / mood disorder, retired persons constituted 55.5% and 38.4% respectively. Among persons aged 15 and over with ASD, SpLD and AD/HD, students constituted 46.4%, 38.4% and 56.4% respectively. (Table 5.1f)

IV. General profile of employed persons with individual types of disability

With single disability / multiple disabilities

5.31 Analysed by selected type of disability, employed persons with communication difficulty and AD/HD had higher proportion of having multiple disabilities, at 80.1% and 61.2% respectively. In contrast, most of the employed persons with restriction in body movement, seeing difficulty, mental illness / mood disorder and SpLD were with single disability (over 60% of employed persons with individual types of disability). (Table 5.2a)

Age/sex

5.32 Over 75% of persons with restriction in body movement, seeing difficulty and hearing difficulty were aged 40 - 69, the median ages of these three groups of persons were 56, 53 and 54

病／情緒病就業人士為 30 - 59 歲人士，他們的年齡中位數分別為 51 及 46 歲。相反，約 6 成的有自閉症譜系障礙、有特殊學習困難及有注意力不足／過度活躍症就業人士年齡小於 30 歲，相應年齡中位數分別為 28、25 及 25 歲。（表 5.2b）

5.33 除身體活動能力受限制及有精神病／情緒病就業人士外，在有個別殘疾類別就業人士中，男性皆較女性為多。按男女比例的差距計算，有自閉症譜系障礙就業人士的差距最大，而視覺有困難就業人士的差距則最小。（表 5.2b）

婚姻狀況

5.34 身體活動能力受限制、視覺有困難與聽覺有困難就業人士的婚姻狀況分布大致相同。當中，曾經結婚人士約佔 8 成，而整體就業人口的相應百分比為 67.4%。在溝通能力有困難及有精神病／情緒病就業人士中，分別有 36.9%及 37.3%為從未結婚者。超過 8 成半有自閉症譜系障礙、有特殊學習困難及有注意力不足／過度活躍症就業人士為從未結婚者。（表 5.2c）

教育程度

5.35 在各種選定殘疾類別的就業人士中，有注意力不足／過度活躍症就業人士具專上教育程度的比例最高，達 56.5%。而身體活動能力受限制就業人士的相應比例最低，只有 17.4%。（表 5.2c）

行業

5.36 在身體活動能力受限制、溝通能力有困難、有精神病／情緒病、有自閉症譜系障礙及有特殊學習困難就業人士中，最普遍從事的行業類別為公共行政、社會及個人服務業。另外，在視覺有困難、聽覺有困難及有注意力不足／過度活躍症就業人士中，最普遍從事的行業類別

respectively. On the other hand, about 70% of persons with communication difficulty and mental illness / mood disorder were aged 30 - 59, with the median ages of 51 and 46 respectively. In contrast, about 60% of persons with ASD, SpLD and AD/HD aged below 30, the corresponding median ages were 28, 25 and 25 respectively. (Table 5.2b)

5.33 There were proportionally more males than females amongst employed persons with individual types of disability except for persons with restriction in body movement and mental illness / mood disorder. The difference in the proportion between males and females was the largest for employed persons with ASD and the smallest for employed persons with seeing difficulty. (Table 5.2b)

Marital status

5.34 The distributions of employed persons with restriction in body movement, seeing difficulty and hearing difficulty by marital status were similar to each other. The ever married employed persons constituted about 80% of these three groups of persons, as against 67.4% for the total employed population. For employed persons with communication difficulty and mental illness / mood disorder, 36.9% and 37.3% of them were never married respectively. Over 85% of employed persons with ASD, SpLD and AD/HD were never married. (Table 5.2c)

Educational attainment

5.35 Among employed persons with the selected types of disability, employed persons with AD/HD had the highest proportion of having attained post-secondary education, at 56.5%. Employed persons with restriction in body movement had the lowest corresponding proportion, at 17.4% only. (Table 5.2c)

Industry

5.36 The most popular industry group among employed persons with restriction in body movement, communication difficulty, mental illness / mood disorder, ASD and SpLD was the public administration, social and personal services sector. On the other hand, the most popular industry group among employed persons with

為金融、保險、地產、專業及商用服務業。（表 5.2d）

職業

5.37 在身體活動能力受限制、聽覺有困難、溝通能力有困難、有自閉症譜系障礙及有特殊學習困難就業人士中，最普遍從事的職業類別為非技術工人。另一方面，在視覺有困難、有精神病／情緒病及有注意力不足／過度活躍症就業人士中，最普遍從事的職業類別為經理及行政級人員、專業人員及輔助專業人員。（表 5.2e）

每月就業收入

5.38 在各種選定殘疾類別的就業人士中，視覺有困難及有精神病／情緒病就業人士的每月就業收入中位數最高，各為$15,000。而有自閉症譜系障礙就業人士的每月就業收入中位數則最低，為$8,000（若撇除在庇護工場工作的就業人士，則為$10,000）。 （表 5.2f）

seeing difficulty, hearing difficulty and AD/HD was the financing, insurance, real estate, professional and business services sector. (Table 5.2d)

Occupation

5.37 The most popular occupation group among employed persons with restriction in body movement, hearing difficulty, communication difficulty, ASD and SpLD was elementary occupations. On the other hand, the most popular occupation group among employed persons with seeing difficulty, mental illness / mood disorder and AD/HD was managers and administrators, professionals and associate professionals. (Table 5.2e)

Monthly employment earnings

5.38 Among employed persons with the selected types of disability, the median monthly employment earnings was the highest for employed persons with seeing difficulty and mental illness / mood disorder, both at $15,000. The median monthly employment earnings was the lowest for employed persons with ASD, at $8,000 (or $10,000 if those working in sheltered workshops were excluded). (Table 5.2f)

圖 5.1 殘疾人士的普遍率
Chart 5.1 Prevalence rate of persons with disabilities

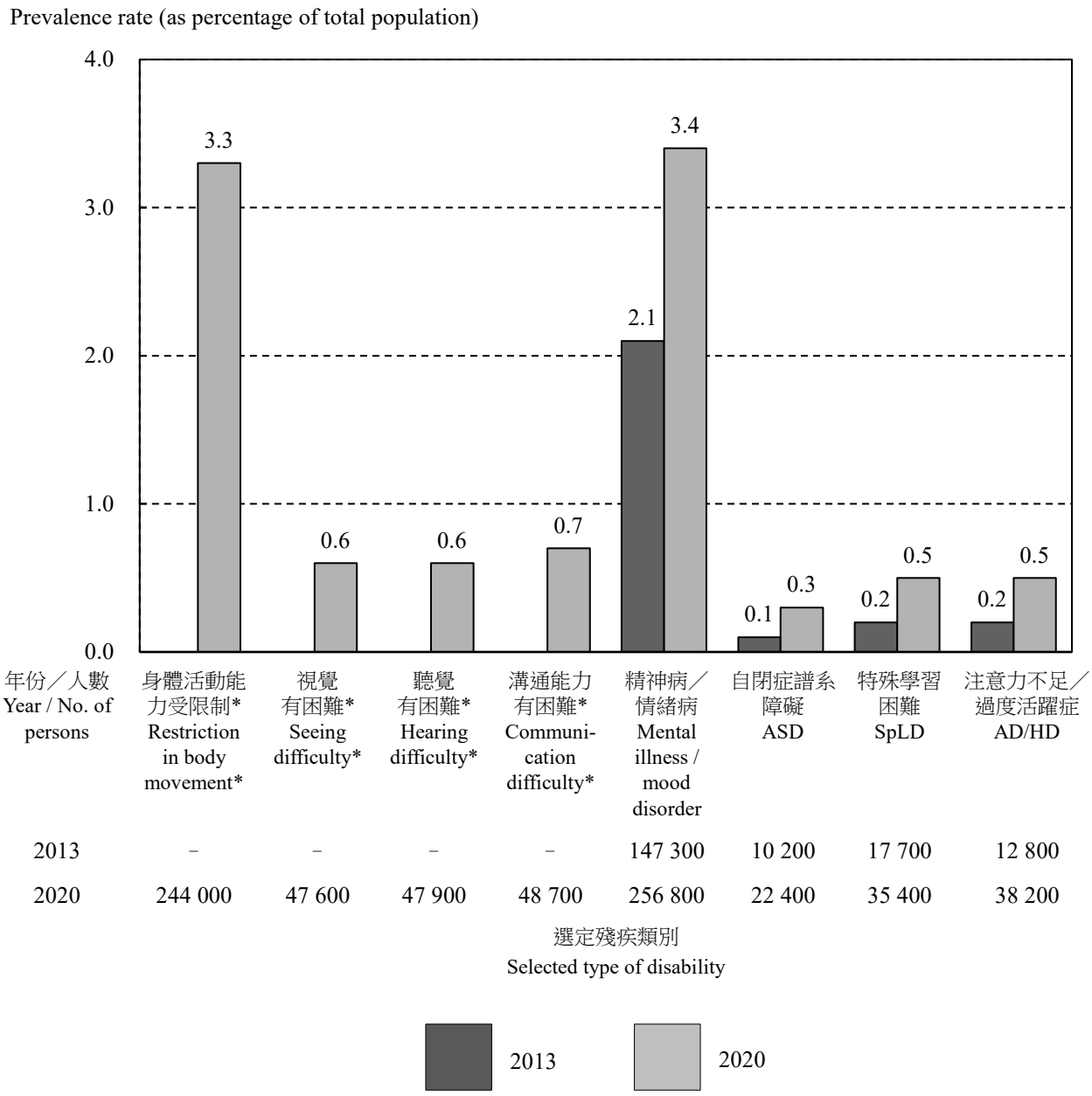

年份／人數 Year / No. of persons	身體活動能力受限制* Restriction in body movement*	視覺有困難* Seeing difficulty*	聽覺有困難* Hearing difficulty*	溝通能力有困難* Communi-cation difficulty*	精神病／情緒病 Mental illness / mood disorder	自閉症譜系障礙 ASD	特殊學習困難 SpLD	注意力不足／過度活躍症 AD/HD
2013	–	–	–	–	147 300	10 200	17 700	12 800
2020	244 000	47 600	47 900	48 700	256 800	22 400	35 400	38 200

註釋： * 由於首四個選定殘疾類別的定義有所更新，是次統計調查相關的結果因而不能與以往的結果作直接比較。

Note: * Owing to the update of definition in the first four selected types of disability, figures based on the definition in this round of the survey could not be directly compared with the past results.

圖 5.2 按住處類別及年齡劃分的殘疾人士的百分比分布
Chart 5.2 Percentage distribution of persons with disabilities by type of residence and age

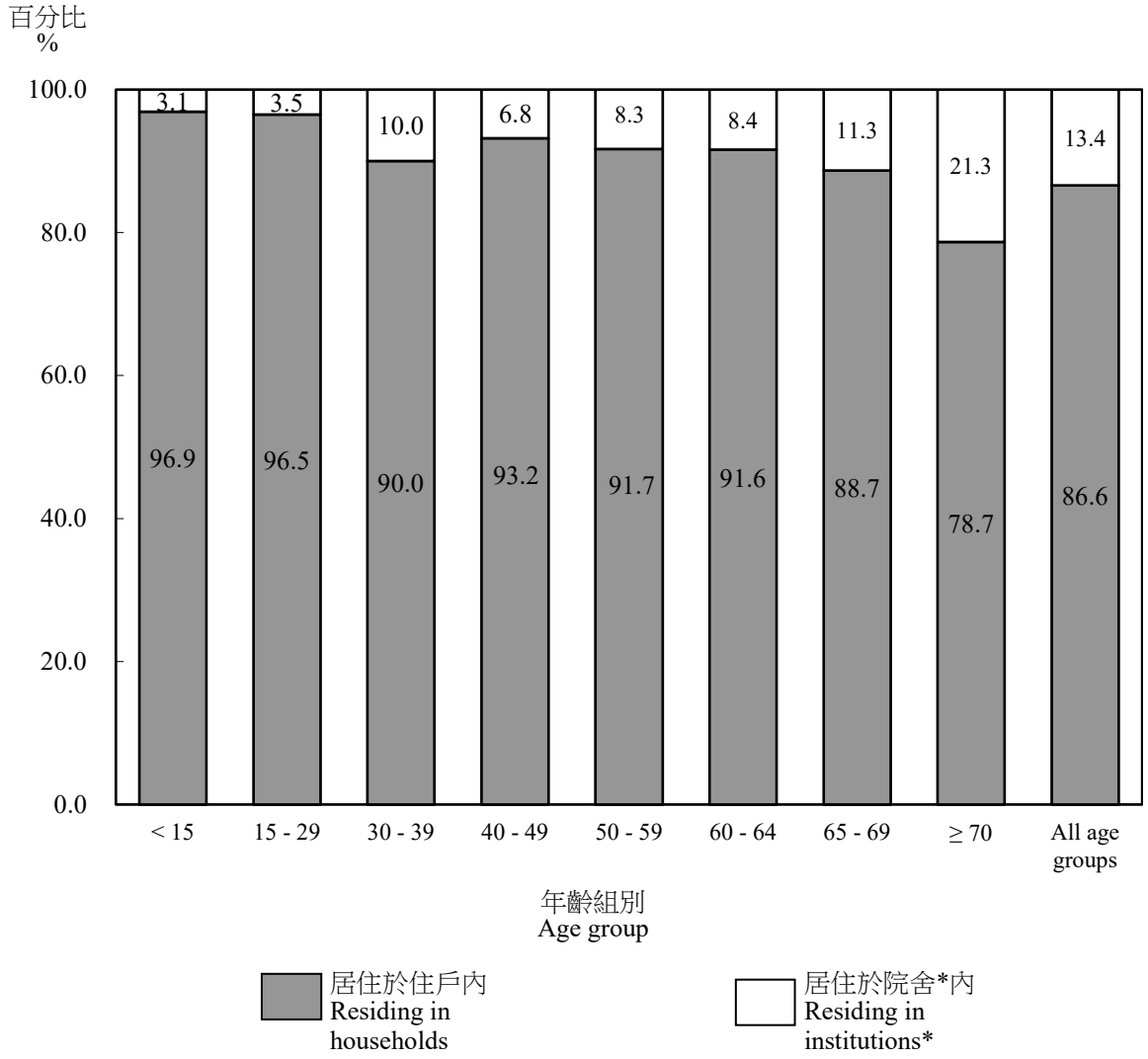

註釋： * 包括社會福利院舍（例如津助安老院舍、智障人士宿舍、為精神病康復者而設的中途宿舍）、長期護理醫院、康復中心及私營安老院等。

Note: * Including social welfare institutions (such as subvented residential care homes for the elderly, hostels for persons with intellectual disability, halfway houses for persons in mental recovery), long-stay care hospitals, rehabilitation centres and private homes for the elderly, etc.

表 5.1a 按選定的殘疾類別及只有一種／有多於一種殘疾類別劃分的殘疾人士數目

Table 5.1a Persons with disabilities by selected type of disability and with single disability / multiple disabilities

選定的殘疾類別 Selected type of disability	只有一種殘疾類別@ With single disability@ 人數 No. of persons ('000)	有多於一種殘疾類別 With multiple disabilities 人數* No. of persons* ('000)	總人數 Total no. of persons ('000)	佔整體人口的百分比 As % of total population
身體活動能力受限制 Restriction in body movement	138.8 (56.9)	105.2 (43.1)	244.0 (100.0)	3.3
視覺有困難 Seeing difficulty	18.3 (38.3)	29.4 (61.7)	47.6 (100.0)	0.6
聽覺有困難 Hearing difficulty	12.5 (26.0)	35.5 (74.0)	47.9 (100.0)	0.6
溝通能力有困難 Communication difficulty	3.5 (7.2)	45.2 (92.8)	48.7 (100.0)	0.7
精神病／情緒病 Mental illness / mood disorder	172.9 (67.4)	83.8 (32.6)	256.8 (100.0)	3.4
自閉症譜系障礙 Autism Spectrum Disorder	9.5 (42.3)	12.9 (57.7)	22.4 (100.0)	0.3
特殊學習困難 Specific Learning Difficulties	15.4 (43.4)	20.0 (56.6)	35.4 (100.0)	0.5
注意力不足／過度活躍症 Attention Deficit / Hyperactivity Disorder	16.5 (43.3)	21.6 (56.7)	38.2 (100.0)	0.5
所有殘疾人士（智障人士除外#） All persons with disabilities (excluding persons with intellectual disability#)	387.3 (72.5)	146.9 (27.5)	534.2 (100.0)	7.1

註釋：

@ 包括只有一種殘疾類別及同時患有長期病患的人士。

* 由於有多於一種選定殘疾類別的人士會分別被點算在個別的殘疾類別內，殘疾人士的合計數目較個別殘疾類別人士數目的總和為小。

是項統計調查對於智障人士數目的估計相信有低估的情況，因而該些估計並不包括在本報告書的主要分析內。一項粗略的統計評估顯示全港智障人士總數可能為77 000人 - 90 000人左右。詳情請參閱附錄三（丙）。

括號內的數字顯示就個別殘疾類別而言，在所有有關殘疾類別的人士中所佔的百分比。

Notes:

@ Including persons with single disability and having chronic diseases at the same time.

* Persons with more than one selected type of disability were counted in the respective types of disability and hence the overall number of persons with disabilities is smaller than the sum of the number of persons with individual types of disability.

The estimates pertaining to persons with intellectual disability (ID) are excluded from the main analysis presented in this report as they are considered to be subject to under-estimation in the survey. A crude statistical assessment shows that the total number of persons with ID in Hong Kong might be in the region of 77 000 - 90 000. Please refer to Appendix 3C for details.

Figures in brackets represent the percentages in respect of all persons with the respective types of disability.

表 5.1b 按年齡／性別及選定的殘疾類別劃分的殘疾人士數目
Table 5.1b Persons with disabilities by age/sex and selected type of disability

	選定的殘疾類別 Selected type of disability								
	身體活動能力受限制 Restriction in body movement			視覺有困難 Seeing difficulty			聽覺有困難 Hearing difficulty		
年齡組別／性別 Age group / Sex	人數 No. of persons ('000)	百分比 %	比率* Rate*	人數 No. of persons ('000)	百分比 %	比率* Rate*	人數 No. of persons ('000)	百分比 %	比率* Rate*
年齡組別 Age group									
< 15	1.1	0.5	0.1	0.6	1.3	0.1	0.3	0.7	§
15 - 29	1.9	0.8	0.2	0.6	1.3	0.1	0.4	0.9	§
30 - 39	2.7	1.1	0.2	0.5	1.1	§	0.6	1.3	0.1
40 - 49	5.3	2.2	0.5	2.2	4.6	0.2	1.4	2.8	0.1
50 - 59	16.2	6.6	1.3	4.6	9.7	0.4	3.3	6.8	0.3
60 - 64	14.8	6.1	2.5	3.6	7.6	0.6	2.4	5.0	0.4
65 - 69	17.9	7.3	4.0	4.9	10.3	1.1	3.7	7.6	0.8
≥ 70	183.9	75.4	20.1	30.6	64.3	3.3	35.8	74.8	3.9
年齡中位數（歲） Median age (years)		82			78			82	
性別 Sex									
男 Male	86.5	35.4	2.5	18.8	39.5	0.6	21.2	44.3	0.6
女 Female	157.5	64.6	3.9	28.8	60.5	0.7	26.7	55.7	0.7
合計 Overall	244.0	100.0	3.3	47.6	100.0	0.6	47.9	100.0	0.6

註釋： * 在個別年齡／性別組別中佔所有人士的百分比。例如，在所有年齡小於15歲人士中，0.1%為身體活動能力受限制人士。

§ 少於0.05。

Notes: * As a percentage of all persons in the respective age/sex groups. For example, among all persons aged below 15, 0.1% were persons with restriction in body movement.

§ Less than 0.05.

（待續）
(To be cont'd)

表 5.1b（續） 按年齡／性別及選定的殘疾類別劃分的殘疾人士數目
Table 5.1b (Cont'd) Persons with disabilities by age/sex and selected type of disability

年齡組別／性別 Age group / Sex	選定的殘疾類別（續） Selected type of disability (Cont'd)								
	溝通能力有困難 Communication difficulty			精神病／情緒病 Mental illness / mood disorder			自閉症譜系障礙 Autism Spectrum Disorder		
	人數 No. of persons ('000)	百分比 %	比率* Rate*	人數 No. of persons ('000)	百分比 %	比率* Rate*	人數 No. of persons ('000)	百分比 %	比率* Rate*
年齡組別 Age group									
< 15	2.5	5.2	0.3	7.9	3.1	0.9	11.9	53.2	1.4
15 - 29	2.7	5.5	0.2	20.1	7.8	1.8	8.1	36.1	0.7
30 - 39	1.8	3.7	0.2	21.5	8.4	1.9	1.3	5.6	0.1
40 - 49	2.4	4.8	0.2	34.1	13.3	3.0	0.7	3.0	0.1
50 - 59	3.5	7.2	0.3	45.6	17.8	3.8	0.3	1.5	§
60 - 64	2.6	5.3	0.4	23.5	9.2	4.0	‡	‡	‡
65 - 69	2.6	5.4	0.6	18.5	7.2	4.1	‡	‡	‡
≥ 70	30.6	62.8	3.3	85.6	33.3	9.3	‡	‡	‡
年齡中位數（歲） Median age (years)		78			59			14	
性別 Sex									
男 Male	22.0	45.2	0.6	91.2	35.5	2.7	18.7	83.6	0.5
女 Female	26.7	54.8	0.7	165.6	64.5	4.1	3.7	16.4	0.1
合計 Overall	48.7	100.0	0.7	256.8	100.0	3.4	22.4	100.0	0.3

註釋： * 在個別年齡／性別組別中佔所有人士的百分比。例如，在所有年齡小於15歲人士中，0.3%為溝通能力有困難人士。
§ 少於0.05。
‡ 由於抽樣誤差甚大，數目少於250的估計（包括數值為零的數字）或基於這些估計而編製的相關統計數字（如百分比）不予公布。

Notes: * As a percentage of all persons in the respective age/sex groups. For example, among all persons aged below 15, 0.3% were persons with communication difficulty.
§ Less than 0.05.
‡ Estimates less than 250 (including zero figures) and related statistics derived based on such estimates (e.g. percentages) are not released due to very large sampling errors.

（待續）
(To be cont'd)

表 5.1b（續） 按年齡／性別及選定的殘疾類別劃分的殘疾人士數目
Table 5.1b (Cont'd) Persons with disabilities by age/sex and selected type of disability

年齡組別／性別 Age group / Sex	選定的殘疾類別（續） Selected type of disability (Cont'd)					
	特殊學習困難 Specific Learning Difficulties			注意力不足／過度活躍症 Attention Deficit / Hyperactivity Disorder		
	人數 No. of persons ('000)	百分比 %	比率* Rate*	人數 No. of persons ('000)	百分比 %	比率* Rate*
年齡組別 Age group						
< 15	17.4	49.2	2.0	22.8	59.7	2.6
15 - 29	12.5	35.3	1.1	12.6	33.0	1.1
30 - 39	1.8	5.0	0.2	1.1	2.8	0.1
40 - 49	1.4	3.8	0.1	0.7	1.9	0.1
50 - 59	1.0	2.8	0.1	0.5	1.4	§
60 - 64	0.3	0.9	0.1	‡	‡	‡
65 - 69	0.3	0.8	0.1	‡	‡	‡
≥ 70	0.7	2.1	0.1	0.3	0.8	§
年齡中位數（歲） Median age (years)		15			13	
性別 Sex						
男 Male	23.6	66.8	0.7	27.0	70.8	0.8
女 Female	11.7	33.2	0.3	11.1	29.2	0.3
合計 Overall	35.4	100.0	0.5	38.2	100.0	0.5

註釋： * 在個別年齡／性別組別中佔所有人士的百分比。例如，在所有年齡小於15歲人士中，2.0%為有特殊學習困難人士。
§ 少於0.05。
‡ 由於抽樣誤差甚大，數目少於250的估計（包括數值為零的數字）或基於這些估計而編製的相關統計數字（如百分比）不予公布。

Notes: * As a percentage of all persons in the respective age/sex groups. For example, among all persons aged below 15, 2.0% were persons with Specific Learning Difficulties.
§ Less than 0.05.
‡ Estimates less than 250 (including zero figures) and related statistics derived based on such estimates (e.g. percentages) are not released due to very large sampling errors.

（待續）
(To be cont'd)

表 5.1b（續） 按年齡／性別及選定的殘疾類別劃分的殘疾人士數目
Table 5.1b (Cont'd) Persons with disabilities by age/sex and selected type of disability

年齡組別／性別 Age group / Sex	所有殘疾人士（智障人士除外）@ All persons with disabilities (excluding persons with intellectual disability)@			整體人口 Total population
	人數 No. of persons ('000)	百分比 %	比率* Rate*	百分比 %
年齡組別 Age group				
< 15	43.4	8.1	5.0	11.6
15 - 29	42.3	7.9	3.7	15.2
30 - 39	26.9	5.0	2.3	15.5
40 - 49	42.5	7.9	3.7	15.4
50 - 59	64.9	12.1	5.4	16.1
60 - 64	38.7	7.2	6.5	7.9
65 - 69	38.0	7.1	8.4	6.1
≥ 70	237.6	44.5	25.9	12.3
年齡中位數（歲） Median age (years)		65		45
性別 Sex				
男 Male	221.7	41.5	6.5	45.6
女 Female	312.5	58.5	7.7	54.4
合計 Overall	534.2	100.0	7.1	100.0

註釋： @ 一名人士可能有多於一種選定殘疾類別。因此，殘疾人士的合計數目較有個別殘疾類別人士數目的總和為小。

* 在個別年齡／性別組別中佔所有人士的百分比。例如，在所有年齡小於15歲人士中，5.0%為殘疾人士。

Notes: @ A person might have more than one selected type of disability and hence the overall number of persons with disabilities is smaller than the sum of the number of persons with individual types of disability.

* As a percentage of all persons in the respective age/sex groups. For example, among all persons aged below 15, 5.0% were persons with disabilities.

表 5.1c 按婚姻狀況／教育程度及選定的殘疾類別劃分的殘疾人士數目

Table 5.1c Persons with disabilities by marital status / educational attainment and selected type of disability

婚姻狀況／教育程度 Marital status / Educational attainment	選定的殘疾類別 Selected type of disability 身體活動能力受限制 Restriction in body movement 人數 No. of persons ('000)	百分比 %	視覺有困難 Seeing difficulty 人數 No. of persons ('000)	百分比 %	聽覺有困難 Hearing difficulty 人數 No. of persons ('000)	百分比 %
婚姻狀況 Marital status						
從未結婚 Never married	21.4	8.8	4.9	10.3	4.1	8.6
已婚 Currently married	105.5	43.2	22.8	47.9	23.5	48.9
喪偶／分居／離婚 Widowed/separated/divorced	117.1	48.0	19.9	41.8	20.4	42.5
教育程度 Educational attainment						
未受教育／學前教育 No schooling / pre-primary	70.5	28.9	13.1	27.5	13.5	28.2
小學 Primary	94.1	38.6	15.7	32.9	18.0	37.6
初中／高中 Lower/upper secondary	63.5	26.0	13.8	29.1	12.5	26.2
專上教育 Post-secondary						
非學位 Non-degree	4.5	1.8	2.1	4.3	1.4	2.9
學位 Degree	11.4	4.7	2.9	6.2	2.5	5.2
總計 Total	244.0	100.0	47.6	100.0	47.9	100.0

（待續）
(To be cont'd)

表 5.1c（續） 按婚姻狀況／教育程度及選定的殘疾類別劃分的殘疾人士數目
Table 5.1c (Cont'd) Persons with disabilities by marital status / educational attainment and selected type of disability

婚姻狀況／教育程度 Marital status / Educational attainment	選定的殘疾類別（續） Selected type of disability (Cont'd)					
	溝通能力有困難 Communication difficulty		精神病／情緒病 Mental illness / mood disorder		自閉症譜系障礙 Autism Spectrum Disorder	
	人數 No. of persons ('000)	百分比 %	人數 No. of persons ('000)	百分比 %	人數 No. of persons ('000)	百分比 %
婚姻狀況 Marital status						
從未結婚 Never married	13.2	27.1	69.6	27.1	22.1	98.8
已婚 Currently married	17.9	36.7	108.0	42.1	‡	‡
喪偶／分居／離婚 Widowed/separated/divorced	17.6	36.1	79.2	30.9	‡	‡
教育程度 Educational attainment						
未受教育／學前教育 No schooling / pre-primary	12.7	26.1	29.5	11.5	3.0	13.2
小學 Primary	18.1	37.1	68.1	26.5	7.3	32.8
初中／高中 Lower/upper secondary	14.7	30.2	110.3	43.0	9.3	41.6
專上教育 Post-secondary						
非學位 Non-degree	0.9	1.8	16.2	6.3	1.4	6.3
學位 Degree	2.3	4.7	32.6	12.7	1.4	6.0
總計 Total	48.7	100.0	256.8	100.0	22.4	100.0

註釋： ‡ 由於抽樣誤差甚大，數目少於250的估計（包括數值為零的數字）或基於這些估計而編製的相關統計數字（如百分比）不予公布。

Note: ‡ Estimates less than 250 (including zero figures) and related statistics derived based on such estimates (e.g. percentages) are not released due to very large sampling errors.

（待續）
(To be cont'd)

表 5.1c（續） 按婚姻狀況／教育程度及選定的殘疾類別劃分的殘疾人士數目
Table 5.1c (Cont'd) Persons with disabilities by marital status / educational attainment and selected type of disability

婚姻狀況／教育程度 Marital status / Educational attainment	選定的殘疾類別（續） Selected type of disability (Cont'd) 特殊學習困難 Specific Learning Difficulties 人數 No. of persons ('000)	百分比 %	注意力不足／過度活躍症 Attention Deficit / Hyperactivity Disorder 人數 No. of persons ('000)	百分比 %
婚姻狀況 Marital status				
從未結婚 Never married	33.5	94.7	36.8	96.6
已婚 Currently married	1.5	4.1	0.9	2.4
喪偶／分居／離婚 Widowed/separated/divorced	0.4	1.2	0.4	1.1
教育程度 Educational attainment				
未受教育／學前教育 No schooling / pre-primary	4.2	11.8	2.0	5.2
小學 Primary	12.7	35.8	14.8	38.9
初中／高中 Lower/upper secondary	13.4	38.0	16.1	42.3
專上教育 Post-secondary				
非學位 Non-degree	3.5	10.0	2.5	6.6
學位 Degree	1.6	4.4	2.7	7.1
總計 Total	35.4	100.0	38.2	100.0

（待續）
(To be cont'd)

表 5.1c（續） 按婚姻狀況／教育程度及選定的殘疾類別劃分的殘疾人士數目
Table 5.1c (Cont'd) Persons with disabilities by marital status / educational attainment and selected type of disability

婚姻狀況／教育程度 Marital status / Educational attainment	所有殘疾人士（智障人士除外）@ All persons with disabilities (excluding persons with intellectual disability)@		整體人口 Total population
	人數 No. of persons ('000)	百分比 %	百分比 %
婚姻狀況 Marital status			
從未結婚 Never married	148.2	27.7	37.4
已婚 Currently married	213.0	39.9	51.5
喪偶／分居／離婚 Widowed/separated/divorced	172.9	32.4	11.1
教育程度 Educational attainment			
未受教育／學前教育 No schooling / pre-primary	92.9	17.4	8.1
小學 Primary	172.1	32.2	17.7
初中／高中 Lower/upper secondary	196.2	36.7	44.0
專上教育 Post-secondary			
非學位 Non-degree	26.0	4.9	7.9
學位 Degree	47.1	8.8	22.3
總計 Total	534.2	100.0	100.0

註釋： @ 一名人士可能有多於一種選定殘疾類別。因此，殘疾人士的合計數目較有個別殘疾類別人士數目的總和為小。

Note: @ A person might have more than one selected type of disability and hence the overall number of persons with disabilities is smaller than the sum of the number of persons with individual types of disability.

表 5.1d 按居住地區及選定的殘疾類別劃分的殘疾人士數目
Table 5.1d Persons with disabilities by area of residence and selected type of disability

居住地區 Area of residence	選定的殘疾類別 Selected type of disability					
	身體活動能力受限制 Restriction in body movement		視覺有困難 Seeing difficulty		聽覺有困難 Hearing difficulty	
	人數 No. of persons ('000)	百分比 %	人數 No. of persons ('000)	百分比 %	人數 No. of persons ('000)	百分比 %
香港島(1) Hong Kong Island(1)	41.8	17.1	6.0	12.7	8.4	17.5
九龍東(2) Kowloon East(2)	52.5	21.5	10.4	21.8	11.0	23.0
九龍西(3) Kowloon West(3)	23.1	9.4	4.8	10.0	4.4	9.2
新界東(4) New Territories East(4)	52.1	21.4	10.8	22.7	11.2	23.3
新界西(5) New Territories West(5)	74.5	30.6	15.6	32.7	12.9	27.0
總計 Total	244.0	100.0	47.6	100.0	47.9	100.0

註釋：
(1) 香港島包括中西區、灣仔、東區及南區區議會分區。
(2) 九龍東包括觀塘、黃大仙及九龍城區議會分區。
(3) 九龍西包括油尖旺及深水埗區議會分區。
(4) 新界東包括沙田、西貢、大埔及北區區議會分區。
(5) 新界西包括葵青、荃灣、屯門、元朗及離島區議會分區。

Notes:
(1) Hong Kong Island includes Central and Western, Wan Chai, Eastern and Southern District Council districts.
(2) Kowloon East includes Kwun Tong, Wong Tai Sin and Kowloon City District Council districts.
(3) Kowloon West includes Yau Tsim Mong and Sham Shui Po District Council districts.
(4) New Territories East includes Sha Tin, Sai Kung, Tai Po and North District Council districts.
(5) New Territories West includes Kwai Tsing, Tsuen Wan, Tuen Mun, Yuen Long and Islands District Council districts.

（待續）
(To be cont'd)

表 5.1d（續） 按居住地區及選定的殘疾類別劃分的殘疾人士數目
Table 5.1d (Cont'd) Persons with disabilities by area of residence and selected type of disability

居住地區 Area of residence	選定的殘疾類別（續） Selected type of disability (Cont'd)					
	溝通能力有困難 Communication difficulty		精神病／情緒病 Mental illness / mood disorder		自閉症譜系障礙 Autism Spectrum Disorder	
	人數 No. of persons ('000)	百分比 %	人數 No. of persons ('000)	百分比 %	人數 No. of persons ('000)	百分比 %
香港島[1] Hong Kong Island[1]	8.3	17.1	44.5	17.3	3.3	14.8
九龍東[2] Kowloon East[2]	10.1	20.7	54.7	21.3	5.3	23.6
九龍西[3] Kowloon West[3]	4.9	10.0	23.6	9.2	2.0	8.9
新界東[4] New Territories East[4]	11.2	23.0	57.0	22.2	6.4	28.7
新界西[5] New Territories West[5]	14.2	29.2	76.9	30.0	5.4	24.0
總計 Total	48.7	100.0	256.8	100.0	22.4	100.0

註釋：
(1) 香港島包括中西區、灣仔、東區及南區區議會分區。
(2) 九龍東包括觀塘、黃大仙及九龍城區議會分區。
(3) 九龍西包括油尖旺及深水埗區議會分區。
(4) 新界東包括沙田、西貢、大埔及北區區議會分區。
(5) 新界西包括葵青、荃灣、屯門、元朗及離島區議會分區。

Notes:
(1) Hong Kong Island includes Central and Western, Wan Chai, Eastern and Southern District Council districts.
(2) Kowloon East includes Kwun Tong, Wong Tai Sin and Kowloon City District Council districts.
(3) Kowloon West includes Yau Tsim Mong and Sham Shui Po District Council districts.
(4) New Territories East includes Sha Tin, Sai Kung, Tai Po and North District Council districts.
(5) New Territories West includes Kwai Tsing, Tsuen Wan, Tuen Mun, Yuen Long and Islands District Council districts.

（待續）
(To be cont'd)

表 5.1d（續） 按居住地區及選定的殘疾類別劃分的殘疾人士數目
Table 5.1d (Cont'd) Persons with disabilities by area of residence and selected type of disability

	選定的殘疾類別（續） Selected type of disability (Cont'd)			
	特殊學習困難 Specific Learning Difficulties		注意力不足／過度活躍症 Attention Deficit / Hyperactivity Disorder	
居住地區 Area of residence	人數 No. of persons ('000)	百分比 %	人數 No. of persons ('000)	百分比 %
香港島[1] Hong Kong Island[1]	5.2	14.6	6.9	18.1
九龍東[2] Kowloon East[2]	7.8	22.1	7.3	19.2
九龍西[3] Kowloon West[3]	3.0	8.4	2.8	7.2
新界東[4] New Territories East[4]	8.4	23.8	10.4	27.3
新界西[5] New Territories West[5]	11.0	31.2	10.7	28.1
總計 Total	35.4	100.0	38.2	100.0

註釋：
(1) 香港島包括中西區、灣仔、東區及南區區議會分區。
(2) 九龍東包括觀塘、黃大仙及九龍城區議會分區。
(3) 九龍西包括油尖旺及深水埗區議會分區。
(4) 新界東包括沙田、西貢、大埔及北區區議會分區。
(5) 新界西包括葵青、荃灣、屯門、元朗及離島區議會分區。

Notes:
(1) Hong Kong Island includes Central and Western, Wan Chai, Eastern and Southern District Council districts.
(2) Kowloon East includes Kwun Tong, Wong Tai Sin and Kowloon City District Council districts.
(3) Kowloon West includes Yau Tsim Mong and Sham Shui Po District Council districts.
(4) New Territories East includes Sha Tin, Sai Kung, Tai Po and North District Council districts.
(5) New Territories West includes Kwai Tsing, Tsuen Wan, Tuen Mun, Yuen Long and Islands District Council districts.

（待續）
(To be cont'd)

表 5.1d（續） 按居住地區及選定的殘疾類別劃分的殘疾人士數目
Table 5.1d (Cont'd) Persons with disabilities by area of residence and selected type of disability

居住地區 Area of residence	所有殘疾人士（智障人士除外）@ All persons with disabilities (excluding persons with intellectual disability)@		整體人口 Total population
	人數 No. of persons ('000)	百分比 %	百分比 %
香港島(1) Hong Kong Island(1)	87.9	16.4	16.4
九龍東(2) Kowloon East(2)	115.7	21.7	20.5
九龍西(3) Kowloon West(3)	49.1	9.2	10.2
新界東(4) New Territories East(4)	121.4	22.7	24.0
新界西(5) New Territories West(5)	160.1	30.0	28.9
總計 Total	534.2	100.0	100.0

註釋：
@ 一名人士可能有多於一種選定殘疾類別。因此，殘疾人士的合計數目較有個別殘疾類別人士數目的總和為小。
(1) 香港島包括中西區、灣仔、東區及南區區議會分區。
(2) 九龍東包括觀塘、黃大仙及九龍城區議會分區。
(3) 九龍西包括油尖旺及深水埗區議會分區。
(4) 新界東包括沙田、西貢、大埔及北區區議會分區。
(5) 新界西包括葵青、荃灣、屯門、元朗及離島區議會分區。

Notes:
@ A person might have more than one selected type of disability and hence the overall number of persons with disabilities is smaller than the sum of the number of persons with individual types of disability.
(1) Hong Kong Island includes Central and Western, Wan Chai, Eastern and Southern District Council districts.
(2) Kowloon East includes Kwun Tong, Wong Tai Sin and Kowloon City District Council districts.
(3) Kowloon West includes Yau Tsim Mong and Sham Shui Po District Council districts.
(4) New Territories East includes Sha Tin, Sai Kung, Tai Po and North District Council districts.
(5) New Territories West includes Kwai Tsing, Tsuen Wan, Tuen Mun, Yuen Long and Islands District Council districts.

表 5.1e 按房屋類別及選定的殘疾類別劃分的殘疾人士數目
Table 5.1e Persons with disabilities by type of housing and selected type of disability

	選定的殘疾類別 Selected type of disability					
	身體活動能力受限制 Restriction in body movement		視覺有困難 Seeing difficulty		聽覺有困難 Hearing difficulty	
房屋類別 Type of housing	人數 No. of persons ('000)	百分比 %	人數 No. of persons ('000)	百分比 %	人數 No. of persons ('000)	百分比 %
公營租住房屋 Public rental housing	80.4	32.9	19.0	39.9	17.7	36.8
私人房屋* Private housing*	72.8	29.9	16.3	34.2	15.9	33.3
資助自置居所房屋# Subsidised home ownership housing#	35.9	14.7	7.6	15.9	7.9	16.4
其他永久性房屋^ Other permanent housing^	54.9	22.5	4.8	10.0	6.5	13.5
總計 Total	244.0	100.0	47.6	100.0	47.9	100.0

註釋： * 包括私人房屋、香港房屋協會的市區改善計劃下興建的屋宇單位、別墅／平房／新型村屋、簡單磚石蓋搭建築物／傳統村屋及私人臨時房屋。可在公開市場買賣的資助出售單位亦包括在內。

包括香港房屋委員會的居者有其屋計劃、中等入息家庭房屋計劃、私人機構參建居屋計劃、綠表置居計劃、可租可買計劃及重建置業計劃下興建的屋宇單位，以及租者置其屋計劃下出售的屋宇單位。亦包括香港房屋協會的住宅發售計劃、夾心階層住屋計劃及資助出售房屋項目下興建的屋宇單位；及市區重建局資助出售房屋計劃的屋宇單位。可在公開市場買賣的資助出售單位，則不包括在內。

^ 包括酒店、旅舍、宿舍及非居住用途樓宇內的屋宇單位。

Notes: * Includes private housing blocks, flats built under the Urban Improvement Scheme of the Hong Kong Housing Society, villas / bungalows / modern village houses, simple stone structures / traditional village houses and private temporary housing. Subsidised sale flats that can be traded in open market are also put under this category.

Includes flats built under the Home Ownership Scheme, Middle Income Housing Scheme, Private Sector Participation Scheme, Green Form Subsidised Home Ownership Scheme, Buy or Rent Option Scheme and Mortgage Subsidy Scheme, and flats sold under the Tenants Purchase Scheme of the Hong Kong Housing Authority. Also includes flats built under the Flat for Sale Scheme, Sandwich Class Housing Scheme and Subsidised Sale Flats Projects of the Hong Kong Housing Society; and flats in Urban Renewal Authority Subsidised Sale Flats Scheme. Subsidised sale flats that can be traded in open market are excluded.

^ Includes quarters in hotels, hostels, dormitories and non-residential buildings.

（待續）
(To be cont'd)

表 5.1e（續） 按房屋類別及選定的殘疾類別劃分的殘疾人士數目
Table 5.1e (Cont'd) Persons with disabilities by type of housing and selected type of disability

	選定的殘疾類別（續） Selected type of disability (Cont'd)					
	溝通能力有困難 Communication difficulty		精神病／情緒病 Mental illness / mood disorder		自閉症譜系障礙 Autism Spectrum Disorder	
房屋類別 Type of housing	人數 No. of persons ('000)	百分比 %	人數 No. of persons ('000)	百分比 %	人數 No. of persons ('000)	百分比 %
公營租住房屋 Public rental housing	11.8	24.2	93.9	36.6	7.9	35.2
私人房屋* Private housing*	10.4	21.3	89.8	35.0	10.4	46.3
資助自置居所房屋# Subsidised home ownership housing#	5.8	11.9	32.2	12.5	3.0	13.2
其他永久性房屋^ Other permanent housing^	20.7	42.6	40.8	15.9	1.2	5.2
總計 Total	48.7	100.0	256.8	100.0	22.4	100.0

註釋： * 包括私人房屋、香港房屋協會的市區改善計劃下興建的屋宇單位、別墅／平房／新型村屋、簡單磚石蓋搭建築物／傳統村屋及私人臨時房屋。可在公開市場買賣的資助出售單位亦包括在內。

包括香港房屋委員會的居者有其屋計劃、中等入息家庭房屋計劃、私人機構參建居屋計劃、綠表置居計劃、可租可買計劃及重建置業計劃下興建的屋宇單位，以及租者置其屋計劃下出售的屋宇單位。亦包括香港房屋協會的住宅發售計劃、夾心階層住屋計劃及資助出售房屋項目下興建的屋宇單位；及市區重建局資助出售房屋計劃的屋宇單位。可在公開市場買賣的資助出售單位，則不包括在內。

^ 包括酒店、旅舍、宿舍及非居住用途樓宇內的屋宇單位。

Notes: * Includes private housing blocks, flats built under the Urban Improvement Scheme of the Hong Kong Housing Society, villas / bungalows / modern village houses, simple stone structures / traditional village houses and private temporary housing. Subsidised sale flats that can be traded in open market are also put under this category.

Includes flats built under the Home Ownership Scheme, Middle Income Housing Scheme, Private Sector Participation Scheme, Green Form Subsidised Home Ownership Scheme, Buy or Rent Option Scheme and Mortgage Subsidy Scheme, and flats sold under the Tenants Purchase Scheme of the Hong Kong Housing Authority. Also includes flats built under the Flat for Sale Scheme, Sandwich Class Housing Scheme and Subsidised Sale Flats Projects of the Hong Kong Housing Society; and flats in Urban Renewal Authority Subsidised Sale Flats Scheme. Subsidised sale flats that can be traded in open market are excluded.

^ Includes quarters in hotels, hostels, dormitories and non-residential buildings.

（待續）
(To be cont'd)

表 5.1e（續） 按房屋類別及選定的殘疾類別劃分的殘疾人士數目
Table 5.1e (Cont'd) Persons with disabilities by type of housing and selected type of disability

	選定的殘疾類別（續） Selected type of disability (Cont'd)			
	特殊學習困難 Specific Learning Difficulties		注意力不足／過度活躍症 Attention Deficit / Hyperactivity Disorder	
房屋類別 Type of housing	人數 No. of persons ('000)	百分比 %	人數 No. of persons ('000)	百分比 %
公營租住房屋 Public rental housing	14.0	39.5	15.4	40.3
私人房屋* Private housing*	15.1	42.8	17.3	45.3
資助自置居所房屋# Subsidised home ownership housing#	4.2	11.8	4.8	12.6
其他永久性房屋^ Other permanent housing^	2.1	5.9	0.7	1.9
總計 Total	35.4	100.0	38.2	100.0

註釋： * 包括私人房屋、香港房屋協會的市區改善計劃下興建的屋宇單位、別墅／平房／新型村屋、簡單磚石蓋搭建築物／傳統村屋及私人臨時房屋。可在公開市場買賣的資助出售單位亦包括在內。

包括香港房屋委員會的居者有其屋計劃、中等入息家庭房屋計劃、私人機構參建居屋計劃、綠表置居計劃、可租可買計劃及重建置業計劃下興建的屋宇單位，以及租者置其屋計劃下出售的屋宇單位。亦包括香港房屋協會的住宅發售計劃、夾心階層住屋計劃及資助出售房屋項目下興建的屋宇單位；及市區重建局資助出售房屋計劃的屋宇單位。可在公開市場買賣的資助出售單位，則不包括在內。

^ 包括酒店、旅舍、宿舍及非居住用途樓宇內的屋宇單位。

Notes: * Includes private housing blocks, flats built under the Urban Improvement Scheme of the Hong Kong Housing Society, villas / bungalows / modern village houses, simple stone structures / traditional village houses and private temporary housing. Subsidised sale flats that can be traded in open market are also put under this category.

Includes flats built under the Home Ownership Scheme, Middle Income Housing Scheme, Private Sector Participation Scheme, Green Form Subsidised Home Ownership Scheme, Buy or Rent Option Scheme and Mortgage Subsidy Scheme, and flats sold under the Tenants Purchase Scheme of the Hong Kong Housing Authority. Also includes flats built under the Flat for Sale Scheme, Sandwich Class Housing Scheme and Subsidised Sale Flats Projects of the Hong Kong Housing Society; and flats in Urban Renewal Authority Subsidised Sale Flats Scheme. Subsidised sale flats that can be traded in open market are excluded.

^ Includes quarters in hotels, hostels, dormitories and non-residential buildings.

（待續）
(To be cont'd)

表 5.1e（續） 按房屋類別及選定的殘疾類別劃分的殘疾人士數目
Table 5.1e (Cont'd) Persons with disabilities by type of housing and selected type of disability

房屋類別 Type of housing	所有殘疾人士（智障人士除外）@ All persons with disabilities (excluding persons with intellectual disability)@		整體人口 Total population
	人數 No. of persons ('000)	百分比 %	百分比 %
公營租住房屋 Public rental housing	198.8	37.2	29.4
私人房屋* Private housing*	186.9	35.0	52.9
資助自置居所房屋# Subsidised home ownership housing#	74.6	14.0	15.1
其他永久性房屋^ Other permanent housing^	73.8	13.8	2.5
總計 Total	534.2	100.0	100.0

註釋：
@ 一名人士可能有多於一種選定殘疾類別。因此，殘疾人士的合計數目較有個別殘疾類別人士數目的總和為小。
* 包括私人房屋、香港房屋協會的市區改善計劃下興建的屋宇單位、別墅／平房／新型村屋、簡單磚石蓋搭建築物／傳統村屋及私人臨時房屋。可在公開市場買賣的資助出售單位亦包括在內。
# 包括香港房屋委員會的居者有其屋計劃、中等入息家庭房屋計劃、私人機構參建居屋計劃、綠表置居計劃、可租可買計劃及重建置業計劃下興建的屋宇單位，以及租者置其屋計劃下出售的屋宇單位。亦包括香港房屋協會的住宅發售計劃、夾心階層住屋計劃及資助出售房屋項目下興建的屋宇單位；及市區重建局資助出售房屋計劃的屋宇單位。可在公開市場買賣的資助出售單位，則不包括在內。
^ 包括酒店、旅舍、宿舍及非居住用途樓宇內的屋宇單位。

Notes:
@ A person might have more than one selected type of disability and hence the overall number of persons with disabilities is smaller than the sum of the number of persons with individual types of disability.
* Includes private housing blocks, flats built under the Urban Improvement Scheme of the Hong Kong Housing Society, villas / bungalows / modern village houses, simple stone structures / traditional village houses and private temporary housing. Subsidised sale flats that can be traded in open market are also put under this category.
# Includes flats built under the Home Ownership Scheme, Middle Income Housing Scheme, Private Sector Participation Scheme, Green Form Subsidised Home Ownership Scheme, Buy or Rent Option Scheme and Mortgage Subsidy Scheme, and flats sold under the Tenants Purchase Scheme of the Hong Kong Housing Authority. Also includes flats built under the Flat for Sale Scheme, Sandwich Class Housing Scheme and Subsidised Sale Flats Projects of the Hong Kong Housing Society; and flats in Urban Renewal Authority Subsidised Sale Flats Scheme. Subsidised sale flats that can be traded in open market are excluded.
^ Includes quarters in hotels, hostels, dormitories and non-residential buildings.

表 5.1f 按年齡／經濟活動身分及選定的殘疾類別劃分的殘疾人士數目
Table 5.1f Persons with disabilities by age / economic activity status and selected type of disability

年齡組別／*經濟活動身分* Age group / *Economic activity status*	選定的殘疾類別 Selected type of disability 身體活動能力受限制 Restriction in body movement 人數 No. of persons ('000)	百分比 %	視覺有困難 Seeing difficulty 人數 No. of persons ('000)	百分比 %	聽覺有困難 Hearing difficulty 人數 No. of persons ('000)	百分比 %
年齡15歲及以上 **Aged 15 and over**	**242.8**	**100.0**	**47.0**	**100.0**	**47.6**	**100.0**
從事經濟活動 *Economically active*	*12.1*	*5.0*	*5.3*	*11.2*	*5.0*	*10.4*
就業人士 Employed persons	11.3	4.7	4.8	10.1	4.4	9.3
失業人士 Unemployed persons	0.7	0.3 [6.2]*	0.5	1.0 [9.4]*	0.5	1.1 [10.3]*
非從事經濟活動 *Economically inactive*	*230.8*	*95.0*	*41.8*	*88.8*	*42.6*	*89.6*
退休人士 Retired persons	176.3	72.6	31.9	67.9	34.4	72.2
料理家務者 Home-makers	5.2	2.1	2.1	4.4	1.5	3.2
學生 Students	0.5	0.2	0.3	0.6	‡	‡
其他 Others	48.8	20.1	7.5	16.0	6.5	13.7
年齡18 - 64歲 **Aged 18 - 64**	**40.6**	**100.0**	**11.3**	**100.0**	**8.0**	**100.0**
從事經濟活動 *Economically active*	*10.3*	*25.3*	*4.7*	*41.2*	*4.2*	*51.9*
就業人士 Employed persons	9.6	23.6	4.2	37.5	3.8	47.2
失業人士 Unemployed persons	0.7	1.7 [6.7]*	0.4	3.7 [9.1]*	0.4	4.7 [9.0]*
非從事經濟活動 *Economically inactive*	*30.4*	*74.7*	*6.7*	*58.8*	*3.9*	*48.1*

註釋： * 方括號內的數字顯示在個別年齡組別中有個別殘疾類別人士的失業率。

‡ 由於抽樣誤差甚大，數目少於250的估計（包括數值為零的數字）或基於這些估計而編製的相關統計數字（如百分比）不予公布。

Notes: * Figures in square brackets represent the unemployment rates of persons with the respective types of disability in the specific age groups.

‡ Estimates less than 250 (including zero figures) and related statistics derived based on such estimates (e.g. percentages) are not released due to very large sampling errors.

（待續）
(To be cont'd)

表 5.1f（續） 按年齡／經濟活動身分及選定的殘疾類別劃分的殘疾人士數目
Table 5.1f (Cont'd) Persons with disabilities by age / economic activity status and selected type of disability

年齡組別／*經濟活動身分* Age group / *Economic activity status*	選定的殘疾類別（續） Selected type of disability (Cont'd) 溝通能力有困難 Communication difficulty 人數 No. of persons ('000)	百分比 %	精神病／情緒病 Mental illness / mood disorder 人數 No. of persons ('000)	百分比 %	自閉症譜系障礙 Autism Spectrum Disorder 人數 No. of persons ('000)	百分比 %
年齡15歲及以上 **Aged 15 and over**	**46.1**	**100.0**	**248.9**	**100.0**	**10.5**	**100.0**
從事經濟活動 *Economically active*	*2.9*	*6.2*	*68.6*	*27.5*	*2.8*	*26.8*
就業人士 Employed persons	2.6	5.7	60.9	24.5	2.5	23.5
失業人士 Unemployed persons	‡	‡ [‡]*	7.7	3.1 [11.2]*	0.3	3.3 [12.4]*
非從事經濟活動 *Economically inactive*	*43.3*	*93.8*	*180.3*	*72.5*	*7.7*	*73.2*
退休人士 Retired persons	25.6	55.5	95.5	38.4	‡	‡
料理家務者 Home-makers	0.6	1.2	23.5	9.4	‡	‡
學生 Students	1.0	2.1	7.4	3.0	4.9	46.4
其他 Others	16.1	35.0	53.9	21.7	2.7	26.0
年齡18 - 64歲 **Aged 18 - 64**	**12.3**	**100.0**	**141.9**	**100.0**	**8.3**	**100.0**
從事經濟活動 *Economically active*	*2.5*	*20.1*	*65.9*	*46.4*	*2.8*	*34.0*
就業人士 Employed persons	2.3	18.6	58.4	41.2	2.5	29.7
失業人士 Unemployed persons	‡	‡ [‡]*	7.4	5.2 [11.3]*	0.3	4.2 [12.4]*
非從事經濟活動 *Economically inactive*	*9.8*	*79.9*	*76.0*	*53.6*	*5.5*	*66.0*

註釋： ‡ 由於抽樣誤差甚大，數目少於250的估計（包括數值為零的數字）或基於這些估計而編製的相關統計數字（如百分比）不予公布。

* 方括號內的數字顯示在個別年齡組別中有個別殘疾類別人士的失業率。

Notes: ‡ Estimates less than 250 (including zero figures) and related statistics derived based on such estimates (e.g. percentages) are not released due to very large sampling errors.

* Figures in square brackets represent the unemployment rates of persons with the respective types of disability in the specific age groups.

（待續）
(To be cont'd)

表 5.1f（續） 按年齡／經濟活動身分及選定的殘疾類別劃分的殘疾人士數目
Table 5.1f (Cont'd) Persons with disabilities by age / economic activity status and selected type of disability

	選定的殘疾類別（續） Selected type of disability (Cont'd)			
	特殊學習困難 Specific Learning Difficulties		注意力不足／過度活躍症 Attention Deficit / Hyperactivity Disorder	
年齡組別／*經濟活動身分* Age group / *Economic activity status*	人數 No. of persons ('000)	百分比 %	人數 No. of persons ('000)	百分比 %
年齡15歲及以上 Aged 15 and over	**18.0**	**100.0**	**15.4**	**100.0**
從事經濟活動 Economically active	*5.9*	*32.8*	*4.4*	*28.9*
就業人士 Employed persons	4.8	26.6	3.9	25.2
失業人士 Unemployed persons	1.1	6.2 [18.9]*	0.6	3.7 [12.8]*
非從事經濟活動 Economically inactive	*12.1*	*67.2*	*10.9*	*71.1*
退休人士 Retired persons	0.7	4.1	0.4	2.3
料理家務者 Home-makers	‡	‡	‡	‡
學生 Students	6.9	38.4	8.7	56.4
其他 Others	4.2	23.4	1.7	11.0
年齡18 - 64歲 Aged 18 - 64	**13.8**	**100.0**	**10.2**	**100.0**
從事經濟活動 Economically active	*5.7*	*41.1*	*4.4*	*43.7*
就業人士 Employed persons	4.6	33.0	3.9	38.1
失業人士 Unemployed persons	1.1	8.1 [19.7]*	0.6	5.6 [12.8]*
非從事經濟活動 Economically inactive	*8.2*	*58.9*	*5.7*	*56.3*

註釋： * 方括號內的數字顯示在個別年齡組別中有個別殘疾類別人士的失業率。

‡ 由於抽樣誤差甚大，數目少於250的估計（包括數值為零的數字）或基於這些估計而編製的相關統計數字（如百分比）不予公布。

Notes: * Figures in square brackets represent the unemployment rates of persons with the respective types of disability in the specific age groups.

‡ Estimates less than 250 (including zero figures) and related statistics derived based on such estimates (e.g. percentages) are not released due to very large sampling errors.

（待續）
(To be cont'd)

表 5.1f（續） 按年齡／經濟活動身分及選定的殘疾類別劃分的殘疾人士數目
Table 5.1f (Cont'd) Persons with disabilities by age / economic activity status and selected type of disability

年齡組別／*經濟活動身分* Age group / *Economic activity status*	所有殘疾人士（智障人士除外）@ All persons with disabilities (excluding persons with intellectual disability)@ 人數 No. of persons ('000)	百分比 %	整體人口 Total population 百分比 %
年齡15歲及以上 **Aged 15 and over**	**490.8**	**100.0**	**100.0**
從事經濟活動 *Economically active*	*96.9*	*19.7*	*58.9*
就業人士 Employed persons	86.3	17.6	55.5
失業人士 Unemployed persons	10.6	2.2 [11.0]*	3.4 [5.8]*
非從事經濟活動 *Economically inactive*	*393.9*	*80.3*	*41.1*
退休人士 Retired persons	249.8	50.9	20.5
料理家務者 Home-makers	30.7	6.3	9.9
學生 Students	20.2	4.1	6.2
其他 Others	93.3	19.0	4.5
年齡18 - 64歲 **Aged 18 - 64**	**205.9**	**100.0**	**100.0**
從事經濟活動 *Economically active*	*91.2*	*44.3*	*73.4*
就業人士 Employed persons	81.1	39.4	69.1
失業人士 Unemployed persons	10.1	4.9 [11.1]*	4.3 [5.9]*
非從事經濟活動 *Economically inactive*	*114.7*	*55.7*	*26.6*

註釋： @ 一名人士可能有多於一種選定殘疾類別。因此，殘疾人士的合計數目較有個別殘疾類別人士數目的總和為小。

* 方括號內的數字顯示在個別年齡組別中所有殘疾人士／整體人口的失業率。

Notes: @ A person might have more than one selected type of disability and hence the overall number of persons with disabilities is smaller than the sum of the number of persons with individual types of disability.

* Figures in square brackets represent the unemployment rates of all persons with disabilities / total population in the specific age groups.

表 5.2a 按選定的殘疾類別及只有一種／有多於一種殘疾類別劃分的就業殘疾人士數目

Table 5.2a Employed persons with disabilities by selected type of disability and with single disability / multiple disabilities

選定的殘疾類別 Selected type of disability	只有一種殘疾類別@ With single disability@ 人數 No. of persons ('000)	有多於一種殘疾類別 With multiple disabilities 人數* No. of persons* ('000)	總人數 Total no. of persons ('000)	佔整體就業人口的百分比 As % of the total employed population
身體活動能力受限制 Restriction in body movement	9.4 (83.0)	1.9 (17.0)	11.3 (100.0)	0.3
視覺有困難 Seeing difficulty	3.7 (77.5)	1.1 (22.5)	4.8 (100.0)	0.1
聽覺有困難 Hearing difficulty	2.3 (52.4)	2.1 (47.6)	4.4 (100.0)	0.1
溝通能力有困難 Communication difficulty	0.5 (19.9)	2.1 (80.1)	2.6 (100.0)	0.1
精神病／情緒病 Mental illness / mood disorder	57.4 (94.3)	3.4 (5.7)	60.9 (100.0)	1.7
自閉症譜系障礙 Autism Spectrum Disorder	1.1 (46.8)	1.3 (53.2)	2.5 (100.0)	0.1
特殊學習困難 Specific Learning Difficulties	3.1 (65.5)	1.7 (34.5)	4.8 (100.0)	0.1
注意力不足／過度活躍症 Attention Deficit / Hyperactivity Disorder	1.5 (38.8)	2.4 (61.2)	3.9 (100.0)	0.1
所有殘疾人士（智障人士除外） All persons with disabilities (excluding persons with intellectual disability)	79.1 (91.7)	7.1 (8.3)	86.3 (100.0)	2.4

註釋： @ 包括只有一種殘疾類別及同時患有長期病患的就業人士。

* 由於有多於一種選定殘疾類別的就業人士會分別被點算在個別的殘疾類別內，就業殘疾人士的合計數目較個別殘疾類別就業人士數目的總和為小。

括號內的數字顯示就個別殘疾類別而言，在所有有關殘疾類別的就業人士中所佔的百分比。

Notes: @ Including employed persons with single disability and having chronic diseases at the same time.

* Employed persons with more than one selected type of disability were counted in the respective types of disability and hence the overall number of employed persons with disabilities is smaller than the sum of the number of employed persons with individual types of disability.

Figures in brackets represent the percentages in respect of all employed persons with the respective types of disability.

表 5.2b 按年齡／性別及選定的殘疾類別劃分的就業殘疾人士數目
Table 5.2b Employed persons with disabilities by age/sex and selected type of disability

年齡組別／性別 Age group / Sex	選定的殘疾類別 Selected type of disability 身體活動能力受限制 Restriction in body movement 人數 No. of persons ('000)	百分比 %	視覺有困難 Seeing difficulty 人數 No. of persons ('000)	百分比 %	聽覺有困難 Hearing difficulty 人數 No. of persons ('000)	百分比 %
年齡組別 Age group						
15 - 29	0.6	5.5	‡	‡	‡	‡
30 - 39	1.0	8.9	0.4	8.2	0.5	11.5
40 - 49	1.6	14.5	1.1	23.3	0.9	19.8
50 - 59	4.7	41.3	2.0	41.5	1.7	37.3
60 - 64	1.7	14.7	0.6	13.2	0.6	12.9
65 - 69	0.8	6.7	0.5	10.1	0.4	8.7
≥ 70	1.0	8.5	‡	‡	0.3	5.9
年齡中位數（歲） Median age (years)	56		53		54	
性別 Sex						
男 Male	4.9	43.3	2.4	50.6	2.7	60.9
女 Female	6.4	56.7	2.4	49.4	1.7	39.1
總計 Total	11.3	100.0	4.8	100.0	4.4	100.0

註釋： ‡ 由於抽樣誤差甚大，數目少於250的估計（包括數值為零的數字）或基於這些估計而編製的相關統計數字（如百分比）不予公布。

Note: ‡ Estimates less than 250 (including zero figures) and related statistics derived based on such estimates (e.g. percentages) are not released due to very large sampling errors.

（待續）
(To be cont'd)

表 5.2b（續） 按年齡／性別及選定的殘疾類別劃分的就業殘疾人士數目
Table 5.2b (Cont'd) Employed persons with disabilities by age/sex and selected type of disability

年齡組別／性別 Age group / Sex	選定的殘疾類別（續） Selected type of disability (Cont'd) 溝通能力有困難 Communication difficulty 人數 No. of persons ('000)	百分比 %	精神病／情緒病 Mental illness / mood disorder 人數 No. of persons ('000)	百分比 %	自閉症譜系障礙 Autism Spectrum Disorder 人數 No. of persons ('000)	百分比 %
年齡組別 Age group						
15 - 29	‡	‡	7.2	11.9	1.4	56.2
30 - 39	0.3	11.8	11.7	19.2	0.7	28.9
40 - 49	0.6	23.8	17.2	28.2	‡	‡
50 - 59	0.8	31.9	17.6	29.0	‡	‡
60 - 64	0.3	11.7	5.0	8.2	‡	‡
65 - 69	‡	‡	1.6	2.6	‡	‡
≥ 70	‡	‡	0.6	1.0	‡	‡
年齡中位數（歲） Median age (years)	51		46		28	
性別 Sex						
男 Male	1.7	64.6	25.8	42.4	2.1	85.6
女 Female	0.9	35.4	35.1	57.6	0.4	14.4
總計 Total	2.6	100.0	60.9	100.0	2.5	100.0

註釋： ‡ 由於抽樣誤差甚大，數目少於250的估計（包括數值為零的數字）或基於這些估計而編製的相關統計數字（如百分比）不予公布。

Note: ‡ Estimates less than 250 (including zero figures) and related statistics derived based on such estimates (e.g. percentages) are not released due to very large sampling errors.

（待續）
(To be cont'd)

表 5.2b（續） 按年齡／性別及選定的殘疾類別劃分的就業殘疾人士數目
Table 5.2b (Cont'd) Employed persons with disabilities by age/sex and selected type of disability

年齡組別／性別 Age group / Sex	選定的殘疾類別（續） Selected type of disability (Cont'd) 特殊學習困難 Specific Learning Difficulties 人數 No. of persons ('000)	百分比 %	注意力不足／過度活躍症 Attention Deficit / Hyperactivity Disorder 人數 No. of persons ('000)	百分比 %
年齡組別 Age group				
15 - 29	3.0	62.3	2.5	64.9
30 - 39	0.8	16.3	0.8	19.5
40 - 49	0.4	9.4	0.3	7.6
50 - 59	0.4	9.4	0.3	6.6
60 - 64	‡	‡	‡	‡
65 - 69	‡	‡	‡	‡
≥ 70	‡	‡	‡	‡
年齡中位數（歲） Median age (years)	25		25	
性別 Sex				
男 Male	3.6	74.5	2.9	75.7
女 Female	1.2	25.5	0.9	24.3
總計 Total	4.8	100.0	3.9	100.0

註釋： ‡ 由於抽樣誤差甚大，數目少於250的估計（包括數值為零的數字）或基於這些估計而編製的相關統計數字（如百分比）不予公布。

Note: ‡ Estimates less than 250 (including zero figures) and related statistics derived based on such estimates (e.g. percentages) are not released due to very large sampling errors.

（待續）
(To be cont'd)

表 5.2b（續） 按年齡／性別及選定的殘疾類別劃分的就業殘疾人士數目
Table 5.2b (Cont'd) Employed persons with disabilities by age/sex and selected type of disability

年齡組別／性別 Age group / Sex	所有就業殘疾人士（智障人士除外）@ All employed persons with disabilities (excluding persons with intellectual disability)@		整體就業人口 Total employed population
	人數 No. of persons ('000)	百分比 %	百分比 %
年齡組別 Age group			
15 - 29	12.5	14.5	16.3
30 - 39	14.6	17.0	25.7
40 - 49	20.7	24.0	24.3
50 - 59	25.6	29.7	22.3
60 - 64	7.8	9.1	7.2
65 - 69	3.2	3.7	2.9
≥ 70	1.7	2.0	1.2
年齡中位數（歲） Median age (years)	47		42
性別 Sex			
男 Male	41.1	47.6	49.3
女 Female	45.2	52.4	50.7
總計 Total	86.3	100.0	100.0

註釋： @ 一名就業人士可能有多於一種選定殘疾類別。因此，就業殘疾人士的合計數目較有個別殘疾類別就業人士數目的總和為小。

Note: @ An employed person might have more than one selected type of disability and hence the overall number of employed persons with disabilities is smaller than the sum of the number of employed persons with individual types of disability.

表 5.2c 按婚姻狀況／教育程度及選定的殘疾類別劃分的就業殘疾人士數目
Table 5.2c Employed persons with disabilities by marital status / educational attainment and selected type of disability

婚姻狀況／教育程度 Marital status / Educational attainment	選定的殘疾類別 Selected type of disability 身體活動能力受限制 Restriction in body movement 人數 No. of persons ('000)	百分比 %	視覺有困難 Seeing difficulty 人數 No. of persons ('000)	百分比 %	聽覺有困難 Hearing difficulty 人數 No. of persons ('000)	百分比 %
婚姻狀況 Marital status						
從未結婚 Never married	2.7	23.6	0.8	16.6	0.9	20.8
已婚 Currently married	6.8	60.2	3.4	70.8	2.9	65.8
喪偶／分居／離婚 Widowed/separated/divorced	1.8	16.2	0.6	12.6	0.6	13.3
教育程度 Educational attainment						
未受教育／學前教育 No schooling / pre-primary	0.4	3.8	‡	‡	‡	‡
小學 Primary	2.2	19.2	0.5	11.4	0.9	21.1
初中／高中 Lower/upper secondary	6.7	59.5	2.4	50.2	2.5	55.4
專上教育 Post-secondary						
非學位 Non-degree	0.8	6.8	0.6	12.1	0.5	10.9
學位 Degree	1.2	10.7	1.1	22.8	0.4	9.4
總計 Total	11.3	100.0	4.8	100.0	4.4	100.0

註釋： ‡ 由於抽樣誤差甚大，數目少於250的估計（包括數值為零的數字）或基於這些估計而編製的相關統計數字（如百分比）不予公布。

Note: ‡ Estimates less than 250 (including zero figures) and related statistics derived based on such estimates (e.g. percentages) are not released due to very large sampling errors.

（待續）
(To be cont'd)

表 5.2c（續） 按婚姻狀況／教育程度及選定的殘疾類別劃分的就業殘疾人士數目
Table 5.2c (Cont'd) Employed persons with disabilities by marital status / educational attainment and selected type of disability

婚姻狀況／教育程度 Marital status / Educational attainment	選定的殘疾類別（續） Selected type of disability (Cont'd) 溝通能力有困難 Communication difficulty 人數 No. of persons ('000)	百分比 %	精神病／情緒病 Mental illness / mood disorder 人數 No. of persons ('000)	百分比 %	自閉症譜系障礙 Autism Spectrum Disorder 人數 No. of persons ('000)	百分比 %
婚姻狀況 Marital status						
從未結婚 Never married	1.0	36.9	22.7	37.3	2.5	100.0
已婚 Currently married	1.4	51.8	28.1	46.1	‡	‡
喪偶／分居／離婚 Widowed/separated/divorced	0.3	11.2	10.1	16.6	‡	‡
教育程度 Educational attainment						
未受教育／學前教育 No schooling / pre-primary	‡	‡	0.4	0.6	‡	‡
小學 Primary	0.6	22.2	5.2	8.6	0.3	13.1
初中／高中 Lower/upper secondary	1.5	58.3	30.0	49.2	1.6	63.2
專上教育 Post-secondary						
非學位 Non-degree	‡	‡	6.9	11.3	‡	‡
學位 Degree	‡	‡	18.5	30.3	0.4	15.0
總計 Total	2.6	100.0	60.9	100.0	2.5	100.0

註釋： ‡ 由於抽樣誤差甚大，數目少於250的估計（包括數值為零的數字）或基於這些估計而編製的相關統計數字（如百分比）不予公布。

Note: ‡ Estimates less than 250 (including zero figures) and related statistics derived based on such estimates (e.g. percentages) are not released due to very large sampling errors.

（待續）
(To be cont'd)

表 5.2c（續） 按婚姻狀況／教育程度及選定的殘疾類別劃分的就業殘疾人士數目
Table 5.2c (Cont'd) Employed persons with disabilities by marital status / educational attainment and selected type of disability

婚姻狀況／教育程度 Marital status / Educational attainment	選定的殘疾類別（續） Selected type of disability (Cont'd) 特殊學習困難 Specific Learning Difficulties 人數 No. of persons ('000)	百分比 %	注意力不足／過度活躍症 Attention Deficit / Hyperactivity Disorder 人數 No. of persons ('000)	百分比 %
婚姻狀況 Marital status				
從未結婚 Never married	4.1	86.2	3.3	85.1
已婚 Currently married	0.6	11.9	0.6	14.9
喪偶／分居／離婚 Widowed/separated/divorced	‡	‡	‡	‡
教育程度 Educational attainment				
未受教育／學前教育 No schooling / pre-primary	‡	‡	‡	‡
小學 Primary	0.8	15.8	‡	‡
初中／高中 Lower/upper secondary	2.4	51.0	1.5	37.5
專上教育 Post-secondary				
非學位 Non-degree	0.9	19.8	0.9	24.4
學位 Degree	0.6	13.4	1.2	32.1
總計 Total	4.8	100.0	3.9	100.0

註釋： ‡ 由於抽樣誤差甚大，數目少於250的估計（包括數值為零的數字）或基於這些估計而編製的相關統計數字（如百分比）不予公布。

Note: ‡ Estimates less than 250 (including zero figures) and related statistics derived based on such estimates (e.g. percentages) are not released due to very large sampling errors.

（待續）
(To be cont'd)

表 5.2c（續） 按婚姻狀況／教育程度及選定的殘疾類別劃分的就業殘疾人士數目
Table 5.2c (Cont'd) Employed persons with disabilities by marital status / educational attainment and selected type of disability

婚姻狀況／教育程度 Marital status / Educational attainment	所有就業殘疾人士（智障人士除外）@ All employed persons with disabilities (excluding persons with intellectual disability)@		整體就業人口 Total employed population
	人數 No. of persons ('000)	百分比 %	百分比 %
婚姻狀況 Marital status			
從未結婚 Never married	33.0	38.3	32.6
已婚 Currently married	40.7	47.2	60.0
喪偶／分居／離婚 Widowed/separated/divorced	12.6	14.6	7.5
教育程度 Educational attainment			
未受教育／學前教育 No schooling / pre-primary	1.0	1.1	0.8
小學 Primary	9.6	11.2	7.4
初中／高中 Lower/upper secondary	43.9	50.8	48.1
專上教育 Post-secondary			
非學位 Non-degree	9.5	11.0	10.4
學位 Degree	22.3	25.9	33.2
總計 Total	86.3	100.0	100.0

註釋： @ 一名就業人士可能有多於一種選定殘疾類別。因此，就業殘疾人士的合計數目較有個別殘疾類別就業人士數目的總和為小。

Note: @ An employed person might have more than one selected type of disability and hence the overall number of employed persons with disabilities is smaller than the sum of the number of employed persons with individual types of disability.

表 5.2d 按行業及選定的殘疾類別劃分的就業殘疾人士數目
Table 5.2d Employed persons with disabilities by industry and selected type of disability

行業 Industry	選定的殘疾類別 Selected type of disability					
	身體活動能力受限制 Restriction in body movement		視覺有困難 Seeing difficulty		聽覺有困難 Hearing difficulty	
	人數 No. of persons ('000)	百分比 %	人數 No. of persons ('000)	百分比 %	人數 No. of persons ('000)	百分比 %
製造 Manufacturing	‡	‡	0.3	5.5	0.3	5.9
建造 Construction	0.8	7.2	0.3	6.7	0.6	13.3
進出口貿易及批發 Import/export trade and wholesale	0.9	8.1	0.5	10.7	0.4	9.9
零售、住宿及膳食服務 Retail, accommodation and food services	2.2	19.1	1.0	20.3	0.7	15.0
運輸、倉庫、郵政及速遞服務、資訊及通訊 Transportation, storage, postal and courier services, information and communications	0.9	7.7	0.7	13.7	0.5	12.2
金融、保險、地產、專業及商用服務 Financing, insurance, real estate, professional and business services	3.1	27.3	1.1	23.3	1.2	27.8
公共行政、社會及個人服務 Public administration, social and personal services	3.1	27.5	0.9	19.9	0.7	15.9
其他行業 Other industries	‡	‡	‡	‡	‡	‡
總計 Total	11.3	100.0	4.8	100.0	4.4	100.0

註釋： ‡ 由於抽樣誤差甚大，數目少於250的估計（包括數值為零的數字）或基於這些估計而編製的相關統計數字（如百分比）不予公布。

Note: ‡ Estimates less than 250 (including zero figures) and related statistics derived based on such estimates (e.g. percentages) are not released due to very large sampling errors.

（待續）
(To be cont'd)

表 5.2d（續） 按行業及選定的殘疾類別劃分的就業殘疾人士數目
Table 5.2d (Cont'd) Employed persons with disabilities by industry and selected type of disability

行業 Industry	選定的殘疾類別（續） Selected type of disability (Cont'd)					
	溝通能力有困難 Communication difficulty		精神病／情緒病 Mental illness / mood disorder		自閉症譜系障礙 Autism Spectrum Disorder	
	人數 No. of persons ('000)	百分比 %	人數 No. of persons ('000)	百分比 %	人數 No. of persons ('000)	百分比 %
製造 Manufacturing	‡	‡	1.6	2.6	‡	‡
建造 Construction	‡	‡	3.4	5.6	‡	‡
進出口貿易及批發 Import/export trade and wholesale	‡	‡	4.4	7.3	0.3	10.6
零售、住宿及膳食服務 Retail, accommodation and food services	0.4	15.8	8.3	13.6	0.5	19.7
運輸、倉庫、郵政及速遞服務、資訊及通訊 Transportation, storage, postal and courier services, information and communications	0.3	10.2	6.7	11.0	0.3	12.5
金融、保險、地產、專業及商用服務 Financing, insurance, real estate, professional and business services	0.6	22.6	16.0	26.3	‡	‡
公共行政、社會及個人服務 Public administration, social and personal services	1.0	37.6	20.3	33.3	1.0	42.4
其他行業 Other industries	‡	‡	‡	‡	‡	‡
總計 Total	2.6	100.0	60.9	100.0	2.5	100.0

註釋： ‡ 由於抽樣誤差甚大，數目少於250的估計（包括數值為零的數字）或基於這些估計而編製的相關統計數字（如百分比）不予公布。

Note: ‡ Estimates less than 250 (including zero figures) and related statistics derived based on such estimates (e.g. percentages) are not released due to very large sampling errors.

（待續）
(To be cont'd)

表 5.2d（續） 按行業及選定的殘疾類別劃分的就業殘疾人士數目
Table 5.2d (Cont'd) Employed persons with disabilities by industry and selected type of disability

行業 Industry	選定的殘疾類別（續） Selected type of disability (Cont'd)			
	特殊學習困難 Specific Learning Difficulties		注意力不足／過度活躍症 Attention Deficit / Hyperactivity Disorder	
	人數 No. of persons ('000)	百分比 %	人數 No. of persons ('000)	百分比 %
製造 Manufacturing	0.3	5.6	‡	‡
建造 Construction	‡	‡	0.3	7.6
進出口貿易及批發 Import/export trade and wholesale	‡	‡	‡	‡
零售、住宿及膳食服務 Retail, accommodation and food services	1.3	26.5	0.9	22.0
運輸、倉庫、郵政及速遞服務、資訊及通訊 Transportation, storage, postal and courier services, information and communications	0.5	9.6	0.4	11.5
金融、保險、地產、專業及商用服務 Financing, insurance, real estate, professional and business services	0.9	19.8	1.1	27.2
公共行政、社會及個人服務 Public administration, social and personal services	1.7	35.3	0.9	24.0
其他行業 Other industries	‡	‡	‡	‡
總計 Total	4.8	100.0	3.9	100.0

註釋： ‡ 由於抽樣誤差甚大，數目少於250的估計（包括數值為零的數字）或基於這些估計而編製的相關統計數字（如百分比）不予公布。

Note: ‡ Estimates less than 250 (including zero figures) and related statistics derived based on such estimates (e.g. percentages) are not released due to very large sampling errors.

（待續）
(To be cont'd)

表 5.2d（續） 按行業及選定的殘疾類別劃分的就業殘疾人士數目
Table 5.2d (Cont'd) Employed persons with disabilities by industry and selected type of disability

行業 Industry	所有就業殘疾人士（智障人士除外）@ All employed persons with disabilities (excluding persons with intellectual disability)@		整體就業人口 Total employed population
	人數 No. of persons ('000)	百分比 %	百分比 %
製造 Manufacturing	2.5	2.9	2.8
建造 Construction	5.2	6.0	8.5
進出口貿易及批發 Import/export trade and wholesale	6.4	7.4	8.9
零售、住宿及膳食服務 Retail, accommodation and food services	13.4	15.5	14.1
運輸、倉庫、郵政及速遞服務、資訊及通訊 Transportation, storage, postal and courier services, information and communications	9.3	10.8	11.8
金融、保險、地產、專業及商用服務 Financing, insurance, real estate, professional and business services	22.1	25.6	23.1
公共行政、社會及個人服務 Public administration, social and personal services	26.9	31.2	30.2
其他行業 Other industries	0.4	0.5	0.6
總計 Total	86.3	100.0	100.0

註釋： @ 一名就業人士可能有多於一種選定殘疾類別。因此，就業殘疾人士的合計數目較有個別殘疾類別就業人士數目的總和為小。

Note: @ An employed person might have more than one selected type of disability and hence the overall number of employed persons with disabilities is smaller than the sum of the number of employed persons with individual types of disability.

表 5.2e 按職業及選定的殘疾類別劃分的就業殘疾人士數目
Table 5.2e Employed persons with disabilities by occupation and selected type of disability

職業 Occupation	選定的殘疾類別 Selected type of disability: 身體活動能力受限制 Restriction in body movement		視覺有困難 Seeing difficulty		聽覺有困難 Hearing difficulty	
	人數 No. of persons ('000)	百分比 %	人數 No. of persons ('000)	百分比 %	人數 No. of persons ('000)	百分比 %
經理及行政級人員、專業人員及輔助專業人員 Managers and administrators, professionals and associate professionals	2.4	21.1	1.6	34.1	1.2	27.9
文書支援人員 Clerical support workers	1.9	17.0	0.7	15.0	0.7	16.0
服務工作及銷售人員 Service and sales workers	2.3	20.1	1.1	22.3	0.6	13.8
工藝及有關人員 Craft and related workers	0.6	5.7	‡	‡	0.3	6.8
機台及機器操作員及裝配員 Plant and machine operators and assemblers	‡	‡	‡	‡	‡	‡
非技術工人 Elementary occupations	3.8	33.9	1.2	24.5	1.3	30.2
其他職業 Other occupations	‡	‡	‡	‡	‡	‡
總計 Total	11.3	100.0	4.8	100.0	4.4	100.0

註釋： ‡ 由於抽樣誤差甚大，數目少於250的估計（包括數值為零的數字）或基於這些估計而編製的相關統計數字（如百分比）不予公布。

Note: ‡ Estimates less than 250 (including zero figures) and related statistics derived based on such estimates (e.g. percentages) are not released due to very large sampling errors.

（待續）
(To be cont'd)

表 5.2e（續） 按職業及選定的殘疾類別劃分的就業殘疾人士數目
Table 5.2e (Cont'd) Employed persons with disabilities by occupation and selected type of disability

職業 Occupation	選定的殘疾類別（續） Selected type of disability (Cont'd)					
	溝通能力有困難 Communication difficulty		精神病／情緒病 Mental illness / mood disorder		自閉症譜系障礙 Autism Spectrum Disorder	
	人數 No. of persons ('000)	百分比 %	人數 No. of persons ('000)	百分比 %	人數 No. of persons ('000)	百分比 %
經理及行政級人員、專業人員及輔助專業人員 Managers and administrators, professionals and associate professionals	0.5	17.9	25.0	41.0	0.3	11.2
文書支援人員 Clerical support workers	0.5	19.8	7.4	12.1	0.4	15.4
服務工作及銷售人員 Service and sales workers	0.3	10.5	10.3	16.9	‡	‡
工藝及有關人員 Craft and related workers	‡	‡	2.9	4.8	‡	‡
機台及機器操作員及裝配員 Plant and machine operators and assemblers	‡	‡	1.8	2.9	‡	‡
非技術工人 Elementary occupations	1.2	45.5	13.6	22.3	1.6	64.7
其他職業 Other occupations	‡	‡	‡	‡	‡	‡
總計 Total	2.6	100.0	60.9	100.0	2.5	100.0

註釋： ‡ 由於抽樣誤差甚大，數目少於250的估計（包括數值為零的數字）或基於這些估計而編製的相關統計數字（如百分比）不予公布。

Note: ‡ Estimates less than 250 (including zero figures) and related statistics derived based on such estimates (e.g. percentages) are not released due to very large sampling errors.

（待續）
(To be cont'd)

表 5.2e（續） 按職業及選定的殘疾類別劃分的就業殘疾人士數目
Table 5.2e (Cont'd) Employed persons with disabilities by occupation and selected type of disability

職業 Occupation	選定的殘疾類別（續） Selected type of disability (Cont'd)			
	特殊學習困難 Specific Learning Difficulties		注意力不足／過度活躍症 Attention Deficit / Hyperactivity Disorder	
	人數 No. of persons ('000)	百分比 %	人數 No. of persons ('000)	百分比 %
經理及行政級人員、專業人員及輔助專業人員 Managers and administrators, professionals and associate professionals	0.7	15.4	1.3	32.6
文書支援人員 Clerical support workers	0.4	7.6	0.6	16.1
服務工作及銷售人員 Service and sales workers	1.3	26.7	0.7	17.0
工藝及有關人員 Craft and related workers	0.4	8.7	0.5	12.2
機台及機器操作員及裝配員 Plant and machine operators and assemblers	‡	‡	‡	‡
非技術工人 Elementary occupations	1.9	40.4	0.9	22.1
其他職業 Other occupations	‡	‡	‡	‡
總計 Total	4.8	100.0	3.9	100.0

註釋： ‡ 由於抽樣誤差甚大，數目少於250的估計（包括數值為零的數字）或基於這些估計而編製的相關統計數字（如百分比）不予公布。

Note: ‡ Estimates less than 250 (including zero figures) and related statistics derived based on such estimates (e.g. percentages) are not released due to very large sampling errors.

（待續）
(To be cont'd)

表 5.2e（續） 按職業及選定的殘疾類別劃分的就業殘疾人士數目
Table 5.2e (Cont'd) Employed persons with disabilities by occupation and selected type of disability

職業 Occupation	所有就業殘疾人士（智障人士除外）@ All employed persons with disabilities (excluding persons with intellectual disability)@		整體就業人口 Total employed population
	人數 No. of persons ('000)	百分比 %	百分比 %
經理及行政級人員、專業人員及輔助專業人員 Managers and administrators, professionals and associate professionals	31.1	36.0	41.4
文書支援人員 Clerical support workers	11.1	12.8	12.5
服務工作及銷售人員 Service and sales workers	15.1	17.4	14.8
工藝及有關人員 Craft and related workers	4.8	5.5	6.2
機台及機器操作員及裝配員 Plant and machine operators and assemblers	2.4	2.7	4.4
非技術工人 Elementary occupations	21.9	25.4	20.6
其他職業 Other occupations	‡	‡	0.1
總計 Total	86.3	100.0	100.0

註釋： @ 一名就業人士可能有多於一種選定殘疾類別。因此，就業殘疾人士的合計數目較有個別殘疾類別就業人士數目的總和為小。

‡ 由於抽樣誤差甚大，數目少於250的估計（包括數值為零的數字）或基於這些估計而編製的相關統計數字（如百分比）不予公布。

Notes: @ An employed person might have more than one selected type of disability and hence the overall number of employed persons with disabilities is smaller than the sum of the number of employed persons with individual types of disability.

‡ Estimates less than 250 (including zero figures) and related statistics derived based on such estimates (e.g. percentages) are not released due to very large sampling errors.

表 5.2f 按每月就業收入及選定的殘疾類別劃分的就業殘疾人士數目
Table 5.2f Employed persons with disabilities by monthly employment earnings and selected type of disability

每月就業收入（港元） Monthly employment earnings (HK$)	選定的殘疾類別 Selected type of disability 身體活動能力受限制 Restriction in body movement 人數 No. of persons ('000)	百分比 %	視覺有困難 Seeing difficulty 人數 No. of persons ('000)	百分比 %	聽覺有困難 Hearing difficulty 人數 No. of persons ('000)	百分比 %
< 4,000#	2.0	17.5	0.3	6.4	0.3	7.6
4,000 - 6,999	0.9	8.3	0.3	6.3	‡	‡
7,000 - 9,999	1.4	12.1	0.5	11.4	0.5	10.6
10,000 - 14,999	2.8	24.8	1.2	25.6	1.7	38.8
15,000 - 19,999	1.4	12.4	0.5	11.0	0.7	16.3
20,000 - 29,999	1.6	14.1	0.7	13.7	0.3	6.8
≥ 30,000	1.2	10.7	1.2	25.5	0.7	15.1
總計 Total	11.3	100.0	4.8	100.0	4.4	100.0
每月就業收入中位數（港元） Median monthly employment earnings (HK$)	11,000 (12,000)		15,000 (15,000)		13,000 (13,000)	

註釋： # 大部分每月就業收入少於$4,000的就業殘疾人士於庇護工場工作或從事部分時間制工作。

‡ 由於抽樣誤差甚大，數目少於250的估計（包括數值為零的數字）或基於這些估計而編製的相關統計數字（如百分比）不予公布。

括號內的數字顯示撇除在庇護工場工作的就業殘疾人士後的相應數字。

Notes: # Majority of those earning less than $4,000 per month were working in sheltered workshops or working on part-time basis.

‡ Estimates less than 250 (including zero figures) and related statistics derived based on such estimates (e.g. percentages) are not released due to very large sampling errors.

Figures in brackets represent the corresponding figures for employed persons with disabilities after excluding those working in sheltered workshops.

（待續）
(To be cont'd)

表 5.2f（續） 按每月就業收入及選定的殘疾類別劃分的就業殘疾人士數目
Table 5.2f (Cont'd) Employed persons with disabilities by monthly employment earnings and selected type of disability

每月就業收入（港元） Monthly employment earnings (HK$)	選定的殘疾類別（續） Selected type of disability (Cont'd) 溝通能力有困難 Communication difficulty 人數 No. of persons ('000)	百分比 %	精神病／情緒病 Mental illness / mood disorder 人數 No. of persons ('000)	百分比 %	自閉症譜系障礙 Autism Spectrum Disorder 人數 No. of persons ('000)	百分比 %
< 4,000#	0.7	26.2	7.1	11.7	1.0	40.3
4,000 - 6,999	‡	‡	4.9	8.1	‡	‡
7,000 - 9,999	0.4	14.7	5.5	9.0	0.3	13.1
10,000 - 14,999	0.8	30.1	12.1	19.8	0.8	30.7
15,000 - 19,999	0.3	12.5	7.4	12.2	‡	‡
20,000 - 29,999	‡	‡	10.4	17.0	‡	‡
≥ 30,000	‡	‡	13.5	22.2	‡	‡
總計 Total	2.6	100.0	60.9	100.0	2.5	100.0
每月就業收入中位數（港元） Median monthly employment earnings (HK$)	10,500 (11,500)		15,000 (15,100)		8,000 (10,000)	

註釋： # 大部分每月就業收入少於$4,000的就業殘疾人士於庇護工場工作或從事部分時間制工作。

‡ 由於抽樣誤差甚大，數目少於250的估計（包括數值為零的數字）或基於這些估計而編製的相關統計數字（如百分比）不予公布。

括號內的數字顯示撇除在庇護工場工作的就業殘疾人士後的相應數字。

Notes: # Majority of those earning less than $4,000 per month were working in sheltered workshops or working on part-time basis.

‡ Estimates less than 250 (including zero figures) and related statistics derived based on such estimates (e.g. percentages) are not released due to very large sampling errors.

Figures in brackets represent the corresponding figures for employed persons with disabilities after excluding those working in sheltered workshops.

（待續）
(To be cont'd)

表 5.2f（續） 按每月就業收入及選定的殘疾類別劃分的就業殘疾人士數目
Table 5.2f (Cont'd) Employed persons with disabilities by monthly employment earnings and selected type of disability

	選定的殘疾類別（續） Selected type of disability (Cont'd)			
	特殊學習困難 Specific Learning Difficulties		注意力不足／過度活躍症 Attention Deficit / Hyperactivity Disorder	
每月就業收入（港元） Monthly employment earnings (HK$)	人數 No. of persons ('000)	百分比 %	人數 No. of persons ('000)	百分比 %
< 4,000#	1.3	27.2	0.4	11.1
4,000 - 6,999	0.7	14.9	0.3	8.6
7,000 - 9,999	0.3	5.6	‡	‡
10,000 - 14,999	1.1	22.9	1.1	29.5
15,000 - 19,999	0.7	14.7	0.8	20.0
20,000 - 29,999	0.4	8.5	0.4	10.0
≥ 30,000	0.3	6.3	0.6	15.4
總計 Total	4.8	100.0	3.9	100.0
每月就業收入中位數（港元） Median monthly employment earnings (HK$)	10,600 (11,000)		13,800 (14,000)	

註釋： # 大部分每月就業收入少於$4,000的就業殘疾人士於庇護工場工作或從事部分時間制工作。

‡ 由於抽樣誤差甚大，數目少於250的估計（包括數值為零的數字）或基於這些估計而編製的相關統計數字（如百分比）不予公布。

括號內的數字顯示撇除在庇護工場工作的就業殘疾人士後的相應數字。

Notes: # Majority of those earning less than $4,000 per month were working in sheltered workshops or working on part-time basis.

‡ Estimates less than 250 (including zero figures) and related statistics derived based on such estimates (e.g. percentages) are not released due to very large sampling errors.

Figures in brackets represent the corresponding figures for employed persons with disabilities after excluding those working in sheltered workshops.

（待續）
(To be cont'd)

表 5.2f（續） 按每月就業收入及選定的殘疾類別劃分的就業殘疾人士數目
Table 5.2f (Cont'd) Employed persons with disabilities by monthly employment earnings and selected type of disability

每月就業收入（港元） Monthly employment earnings (HK$)	所有就業殘疾人士（智障人士除外）@ All employed persons with disabilities (excluding persons with intellectual disability)@		整體就業人口 Total employed population
	人數 No. of persons ('000)	百分比 %	百分比 %
< 4,000#	11.1	12.9	3.7
4,000 - 6,999	6.8	7.9	12.5
7,000 - 9,999	8.3	9.6	5.6
10,000 - 14,999	19.1	22.1	16.8
15,000 - 19,999	10.9	12.7	16.9
20,000 - 29,999	13.0	15.0	18.0
≥ 30,000	17.1	19.8	26.6
總計 Total	86.3	100.0	100.0
每月就業收入中位數（港元） Median monthly employment earnings (HK$)	14,000 (14,800)		17,700

註釋： @ 一名就業人士可能有多於一種選定殘疾類別。因此，就業殘疾人士的合計數目較有個別殘疾類別就業人士數目的總和為小。

大部分每月就業收入少於$4,000的就業殘疾人士於庇護工場工作或從事部分時間制工作。

括號內的數字顯示撇除在庇護工場工作的就業殘疾人士後的相應數字。

Notes: @ An employed person might have more than one selected type of disability and hence the overall number of employed persons with disabilities is smaller than the sum of the number of employed persons with individual types of disability.

Majority of those earning less than $4,000 per month were working in sheltered workshops or working on part-time basis.

Figures in brackets represent the corresponding figures for employed persons with disabilities after excluding those working in sheltered workshops.

6 選定殘疾類別的額外資料
Further information of selected types of disability

6.1 本章提供新定義下的選定殘疾類別的詳細統計數字。有關選定殘疾類別在原有定義下的統計數字可參閱附錄 4。另外，本章亦提供使用手語和輔助儀器／工具的數字，作為活動功能範疇的補充分析。

6.1 This Chapter provides detailed statistics of selected types of disability based on the updated definition. Figures of selected types of disability under the original definition can be referred to Appendix 4. Besides, this Chapter provides the statistics on the usage of sign language and assistive aids/tools for supplementary analysis to the activity functioning domains.

有關選定基本活動功能範疇的統計調查結果

Survey results pertaining to selected basic activity functioning domains

困難程度

Level of difficulty

6.2 約 415 900 人（佔整體人口的 5.6%）表示視覺有少許困難，43 400 人（0.6%）有很大困難，4 200 人（0.1%）則完全看不到。（表 6.1a）

6.2 Some 415 900 persons (or 5.6% of the total population) reported that they had some difficulty in seeing, 43 400 persons (0.6%) had a lot of difficulty and 4 200 persons (0.1%) could not see at all. (Table 6.1a)

6.3 在表示視覺有少許困難的 415 900 人當中，0.3%表示有使用特別助視眼鏡。而在表示視覺有很大困難的 43 400 人當中，2.5%表示有使用特別助視眼鏡。（表 6.1b）

6.3 Among 415 900 persons who reported that they had some difficulty in seeing, 0.3% cited that they were using specialised glasses. And among 43 400 persons who had a lot of difficulty in seeing, 2.5% cited that they were using specialised glasses. (Table 6.1b)

6.4 約 266 900 人（佔整體人口的 3.6%）表示聽覺有少許困難，44 300 人（0.6%）有很大困難，3 600 人（少於 0.05%）則完全聽不到。（表 6.1a）

6.4 Some 266 900 persons (or 3.6% of the total population) reported that they had some difficulty in hearing, 44 300 persons (0.6%) had a lot of difficulty and 3 600 persons (less than 0.05%) could not hear at all. (Table 6.1a)

6.5 在表示聽覺有少許困難的 266 900 人當中，9.4%表示有使用助聽器／人工耳蝸。在表示聽覺有很大困難的 44 300 人當中，24.0%表示有使用助聽器／人工耳蝸。而完全聽不到的 3 600 人則有 9.3%表示有使用助聽器／人工耳蝸。（表 6.1c）

6.5 Among 266 900 persons who reported that they had some difficulty in hearing, 9.4% cited that they were using a hearing aid / cochlear implant. Among 44 300 persons who had a lot of difficulty in hearing, 24.0% cited that they were using a hearing aid / cochlear implant. And among 3 600 persons who could not hear at all, 9.3% cited that they were using a hearing aid / cochlear implant. (Table 6.1c)

6.6 在 2 歲及以上人士中，約 135 800 人（1.8%）表示溝通有少許困難，42 300 人（0.6%）有很大困難，6 300 人（0.1%）則完全溝通不到。（表 6.1a）

6.6 Among persons aged 2 and over, some 135 800 persons (1.8%) reported that they had some difficulty in communication, 42 300 persons (0.6%) had a lot of difficulty and 6 300 persons (0.1%) could not communicate at all. (Table 6.1a)

6.7 在與身體活動能力相關的基本活動功能範疇中（即平地步行、用手和手指拿起小物件、上落樓梯以及提起重物件），約 436 900 人（佔 2 歲及以上人士的 5.9%）表示自己遇上的最大困難程度為有「少許困難」，138 600 人（1.9%）為有「很大困難」，105 400 人（1.4%）則表示在至少一項範疇「完全不能做到」。（表 6.1a）

6.7 In the basic activity functioning domains regarding body movement (i.e. walking on level ground, using hands and fingers to grasp small object, walking up or down a flight of stairs and carrying heavy object), some 436 900 persons (or 5.9% of persons aged 2 and over) reported that the largest difficulty they encountered was "some difficulty", 138 600 persons (1.9%) was "a lot of difficulty" and 105 400 persons (1.4%) reported "could not do at all" in at least one of the domains. (Table 6.1a)

6.8 在 2 歲及以上人士中，約 245 500 人（3.3%）表示平地步行有少許困難，88 100 人（1.2%）有很大困難，55 400 人（0.7%）則完全不能做到。（表 6.1a）

6.8 Among persons aged 2 and over, some 245 500 persons (3.3%) reported that they had some difficulty in walking on level ground, 88 100 persons (1.2%) had a lot of difficulty and 55 400 persons (0.7%) could not do that at all. (Table 6.1a)

6.9 在 2 歲及以上人士中，約 101 100 人（1.4%）表示用手和手指拿起小物件有少許困難，29 100 人（0.4%）有很大困難，16 500 人（0.2%）則完全不能做到。（表 6.1a）

6.9 Among persons aged 2 and over, some 101 100 persons (1.4%) reported that they had some difficulty in using hands and fingers to grasp small object, 29 100 persons (0.4%) had a lot of difficulty and 16 500 persons (0.2%) could not do that at all. (Table 6.1a)

6.10 在 5 歲及以上人士中，約 368 200 人（5.1%）表示上落樓梯有少許困難，117 300 人（1.6%）有很大困難，88 600 人（1.2%）則完全不能做到。（表 6.1a）

6.10 Among persons aged 5 and over, some 368 200 persons (5.1%) reported that they had some difficulty in walking up or down a flight of stairs, 117 300 persons (1.6%) had a lot of difficulty and 88 600 persons (1.2%) could not do that at all. (Table 6.1a)

6.11 在 12 歲及以上人士中，約 301 000 人（4.4%）表示提起重物件有少許困難，101 800 人（1.5%）有很大困難，70 900 人（1.0%）則完全不能做到。（表 6.1a）

6.11 Among persons aged 12 and over, some 301 000 persons (4.4%) reported that they had some difficulty in carrying heavy object, 101 800 persons (1.5%) had a lot of difficulty and 70 900 persons (1.0%) could not do that at all. (Table 6.1a)

年齡／性別

6.12 在各選定基本活動功能範疇中，表示有少許困難／很大困難／完全不能做到的人普遍比沒有困難的人年長。除了聽覺外，在其餘基本活動功能範疇中有困難的人士的年齡中位數普遍隨困難程度而上升。（表 6.2a - 6.2h）

Age/sex

6.12 For each of the selected basic activity functioning domains, persons who had difficulty were generally older than those who had no difficulty. Apart from hearing, the median age of persons with difficulty in the remaining basic activity functioning domains increased with the level of difficulty in general. (Tables 6.2a - 6.2h)

在日常溝通中使用手語的概況

6.13 手語是指使用特定手勢、身體動作及臉部表情，而不使用語音，以流暢地傳達意思的語言。在 2 歲及以上人士中，6 000 人（0.1%）表示在日常溝通中使用手語。按年齡組別分析，70 歲及以上人士在日常溝通中使用手語的比率最高，達 0.2%。按性別分析，男性在日常溝通中使用手語的比率與女性的相若。 （表 6.3a）

6.14 一名人士可能有多於一種選定殘疾類別。因此他／她在日常溝通中使用手語的情況不一定只受單一種殘疾類別影響。對於本章列載的統計調查結果，必須謹慎闡釋。載於表 6.3b 及 6.3c 的括號內的數字列載撇除同時患有聽覺有困難及溝通能力有困難人士的統計調查結果，以供參考。概括而言，同時患有聽覺有困難及溝通能力有困難人士相對地較高比例在日常溝通中使用手語。

聽覺有困難人士

6.15 在 47 900 名 2 歲及以上聽覺有困難人士中，3 000 人（6.3%）表示在日常溝通中使用手語。按年齡組別分析，40 - 49 歲人士在日常溝通中使用手語的比率最高，達 35.1%，其次為 50 - 59 歲人士，達 21.3%。按性別分析，聽覺有困難的男性在日常溝通中使用手語的比率較女性為高，分別佔 6.6%及 6.1%。 （表 6.3b）

溝通能力有困難人士

6.16 在 48 700 名 2 歲及以上溝通能力有困難人士中，2 400 人（5.0%）表示在日常溝通中使用手語。按年齡組別分析，40 - 49 歲人士在日常溝通中使用手語的比率最高，達 16.4%，其次

Overview of usage of sign language in usual communication

6.13 Sign language refers to a language that uses specific hand shapes, body gestures and facial expressions (but not voice) to convey meaning fluidly. Among persons aged 2 and over, 6 000 persons (0.1%) reported that they used sign language in their usual communication. Analysed by age group, persons aged 70 and over had the highest rate of using sign language in their usual communication, at 0.2%. Analysed by sex, the rate of using sign language in their usual communication for males was similar to that for females. (Table 6.3a)

6.14 A person might have more than one selected type of disability and hence his/her usage of sign language in their usual communication might not be owing to single disability. Therefore, caution should be taken when interpreting the survey results presented in this Chapter. The survey results excluding persons with both hearing difficulty and communication difficulty at the same time were also given in brackets in Tables 6.3b and 6.3c for reference. Broadly speaking, a higher proportion of persons with both hearing difficulty and communication difficulty indicated that they use sign language in their usual communication.

Persons with hearing difficulty

6.15 Of the 47 900 persons aged 2 and over with hearing difficulty, 3 000 persons (6.3%) reported that they use sign language in their usual communication. Analysed by age group, persons aged 40 - 49 had the highest rate of using sign language in their usual communication, at 35.1%, followed by persons aged 50 - 59, at 21.3%. Analysed by sex, males with hearing difficulty had a higher rate of using sign language in their usual communication than their female counterparts, at 6.6% and 6.1% respectively. (Table 6.3b)

Persons with communication difficulty

6.16 Of the 48 700 persons aged 2 and over with communication difficulty, 2 400 persons (5.0%) reported that they use sign language in their usual communication. Analysed by age group, persons aged 40 - 49 had the highest rate of using sign

為 50 - 59 歲人士，達 11.3%。按性別分析，溝通能力有困難的女性在日常溝通中使用手語的比率較男性為高，分別佔 5.1%及 4.8%。（表 6.3c）

language in their usual communication, at 16.4%, followed by persons aged 50 - 59, at 11.3%. Analysed by sex, females with communication difficulty had a higher rate of using sign language in their usual communication than their male counterparts, at 5.1% and 4.8% respectively. (Table 6.3c)

使用輔助儀器的人士概況

有否使用輪椅／其他特定輔助工具代步／步行

6.17 約 74 200 名人士(佔整體人口的 1.0%）表示他們必須使用輪椅代步／步行，另有 55 500 人（0.7%）表示他們有時使用輪椅。另一方面，約有 70 700 人（0.9%）表示他們沒有使用輪椅，但必須使用其他特定輔助工具（例如手叉）代步／步行，另有 108 900 人（1.5%）沒有使用輪椅，但有時使用其他特定輔助工具。約 7 168 100 人（95.9%）表示他們沒有使用輪椅及其他特定輔助工具。 （表 6.4a）

Overview of persons using assistive devices

Whether using a wheelchair / other specialised aid/tool to move / walk around

6.17 Some 74 200 persons (or 1.0% of the total population) indicated that they were always using a wheelchair to move / walk around, and another 55 500 (0.7%) indicated that they were sometimes using a wheelchair. On the other hand, some 70 700 persons (0.9%) indicated that they were not using a wheelchair but always using other specialised aid/tool (e.g. crutches) to move / walk around, another 108 900 (1.5%) were not using a wheelchair but sometimes using other specialised aid/tool. Some 7 168 100 persons (95.9%) use neither a wheelchair nor other specialised aid/tool. (Table 6.4a)

有否使用義肢

6.18 在整體人口中，約 1 800 人（少於 0.05%）表示有使用義肢。 （表 6.4b）

Whether using artificial limb

6.18 Among the total population, some 1 800 persons (less than 0.05%) reported that they were using artificial limb. (Table 6.4b)

有否使用視覺輔助儀器／工具

6.19 在整體人口中，約 4 200 人（0.1%）表示完全失明，約 7 000 人（0.1%）表示有使用視覺輔助儀器／工具。 （表 6.5）

Whether using a visual aid/tool

6.19 Among the total population, some 4 200 persons (0.1%) reported that they were unable to see at all, some 7 000 persons (0.1%) were using a visual aid/tool. (Table 6.5)

有否使用聽覺輔助儀器／工具

6.20 在整體人口中，約 3 400 人（少於 0.05%）表示在安靜環境下完全聽不到，約 53 400 人（0.7%）表示有使用聽覺輔助儀器／工具。（表 6.6）

Whether using a hearing aid/tool

6.20 Among the total population, some 3 400 persons (less than 0.05%) reported that they were unable to hear at all in quiet environment, some 53 400 persons (0.7%) were using a hearing aid/tool. (Table 6.6)

有否使用言語／溝通輔助儀器／工具

6.21 在 2 歲及以上人士中，約 15 800 人（0.2%）表示完全不能說話，約 700 人（少於 0.05%）表示有使用言語／溝通輔助儀器／工具。 （表 6.7）

Whether using a speech/communication aid/tool

6.21 Among persons aged 2 and over, some 15 800 persons (0.2%) reported that they were unable to speak at all, some 700 persons (less than 0.05%) were using a speech/communication aid/tool. (Table 6.7)

表 6.1a 按選定的基本活動功能範疇及困難程度劃分的人士數目
Table 6.1a Persons by selected basic activity functioning domains and level of difficulty

選定的基本活動功能範疇 Selected basic activity functioning domains	困難程度 Level of difficulty: 沒有困難 No difficulty 人數 No. of persons ('000)	沒有困難 百分比 %	少許困難 Some difficulty 人數 No. of persons ('000)	少許困難 百分比 %	很大困難@ A lot of difficulty@ 人數 No. of persons ('000)	很大困難@ 百分比 %	完全不能做到@ Cannot do at all@ 人數 No. of persons ('000)	完全不能做到@ 百分比 %
視覺能力 Seeing	7 013.8	93.8	415.9	5.6	43.4	0.6	4.2	0.1
聽覺能力 Hearing	7 162.5	95.8	266.9	3.6	44.3	0.6	3.6	§
溝通能力# Communication#	7 206.2	97.5	135.8	1.8	42.3	0.6	6.3	0.1
身體活動能力#δ Body movement#δ	6 709.8	90.8	436.9	5.9	138.6	1.9	105.4	1.4
平地步行# Walking on level ground #	*7 001.6*	*94.7*	*245.5*	*3.3*	*88.1*	*1.2*	*55.4*	*0.7*
用手和手指拿起小物件# Using hands and fingers to grasp small object #	*7 243.9*	*98.0*	*101.1*	*1.4*	*29.1*	*0.4*	*16.5*	*0.2*
上落樓梯^ Walking up or down a flight of stairs ^	*6 638.6*	*92.0*	*368.2*	*5.1*	*117.3*	*1.6*	*88.6*	*1.2*
提起重物件 Carrying heavy object**	*6 317.9*	*93.0*	*301.0*	*4.4*	*101.8*	*1.5*	*70.9*	*1.0*

註釋：
@ 有很大困難或完全不能做到的人士會被界定為殘疾人士。
§ 少於0.05。
# 年齡範圍涵蓋2歲及以上人士。
δ 指一名人士在平地步行、用手和手指拿起小物件、上落樓梯及提起重物件中遇上的最大困難程度。
^ 年齡範圍涵蓋5歲及以上人士。
* 年齡範圍涵蓋12歲及以上人士。

Notes:
@ Persons with a lot of difficulty or cannot do at all would be defined as persons with disabilities.
§ Less than 0.05.
# The age coverage is 2 and over.
δ Refer to the largest difficulty a person encountered in walking on level ground, using hands and fingers to grasp small object, walking up or down a flight of stairs and carrying heavy object.
^ The age coverage is 5 and over.
* The age coverage is 12 and over.

表 6.1b 按有否使用特別助視眼鏡^及視覺困難程度劃分的人士數目
Table 6.1b Persons by whether using specialised glasses^ and level of difficulty in seeing

有否使用特別助視眼鏡^ Whether using specialised glasses^	視覺困難程度 Level of difficulty in seeing							
	沒有困難 No difficulty		少許困難 Some difficulty		很大困難@ A lot of difficulty@		完全看不到@ Cannot see at all@	
	人數 No. of persons ('000)	百分比 %	人數 No. of persons ('000)	百分比 %	人數 No. of persons ('000)	百分比 %	人數 No. of persons ('000)	百分比 %
有使用 Yes	3.2	§	1.3	0.3	1.1	2.5	‡	‡
沒有使用 No	7 010.6	100.0	414.6	99.7	42.4	97.5	4.2	100.0
總計 Total	7 013.8	100.0	415.9	100.0	43.4	100.0	4.2	100.0

註釋： ^ 特別助視眼鏡包括放寬視覺眼鏡、矯視眼鏡等。
@ 在視覺有很大困難或完全看不到的人士會被界定為視覺有困難人士。
§ 少於0.05。
‡ 由於抽樣誤差甚大，數目少於250的估計（包括數值為零的數字）或基於這些估計而編製的相關統計數字（如百分比）不予公布。

Notes: ^ Specialised glasses include visual field expanding glasses, orthokeratology lenses, etc.
@ Persons with a lot of difficulty in seeing or cannot see at all would be defined as persons with seeing difficulty.
§ Less than 0.05.
‡ Estimates less than 250 (including zero figures) and related statistics derived based on such estimates (e.g. percentages) are not released due to very large sampling errors.

表 6.1c 按有否使用助聽器／人工耳蝸及聽覺困難程度劃分的人士數目
Table 6.1c Persons by whether using a hearing aid / cochlear implant and level of difficulty in hearing

有否使用助聽器／人工耳蝸 Whether using a hearing aid / cochlear implant	聽覺困難程度 Level of difficulty in hearing							
	沒有困難 No difficulty		少許困難 Some difficulty		很大困難@ A lot of difficulty@		完全聽不到@ Cannot hear at all@	
	人數 No. of persons ('000)	百分比 %	人數 No. of persons ('000)	百分比 %	人數 No. of persons ('000)	百分比 %	人數 No. of persons ('000)	百分比 %
有使用 Yes	17.4	0.2	25.0	9.4	10.6	24.0	0.3	9.3
沒有使用 No	7 145.2	99.8	241.9	90.6	33.7	76.0	3.3	90.7
總計 Total	7 162.5	100.0	266.9	100.0	44.3	100.0	3.6	100.0

註釋： @ 在聽覺有很大困難或完全聽不到的人士會被界定為聽覺有困難人士。

Note: @ Persons with a lot of difficulty in hearing or cannot hear at all would be defined as persons with hearing difficulty.

表 6.2a 按年齡／性別及視覺困難程度劃分的人士數目
Table 6.2a Persons by age/sex and level of difficulty in seeing

年齡組別／性別 Age group / Sex	視覺困難程度 Level of difficulty in seeing							
	沒有困難 No difficulty		少許困難 Some difficulty		很大困難@ A lot of difficulty@		完全看不到@ Cannot see at all@	
	人數 No. of persons ('000)	百分比 %	人數 No. of persons ('000)	百分比 %	人數 No. of persons ('000)	百分比 %	人數 No. of persons ('000)	百分比 %
年齡組別 Age group								
< 15	865.8	12.3	3.2	0.8	0.6	1.3	‡	‡
15 - 29	1 125.2	16.0	12.4	3.0	0.5	1.1	‡	‡
30 - 39	1 143.1	16.3	12.5	3.0	0.5	1.2	‡	‡
40 - 49	1 113.6	15.9	34.2	8.2	1.8	4.1	0.4	9.6
50 - 59	1 126.1	16.1	70.7	17.0	4.2	9.6	0.4	10.0
60 - 64	539.2	7.7	48.7	11.7	3.3	7.6	0.3	7.3
65 - 69	402.7	5.7	45.9	11.0	4.6	10.5	0.3	8.0
≥ 70	698.1	10.0	188.3	45.3	28.1	64.6	2.6	61.3
年齡中位數（歲） Median age (years)	43		67		77		81	
性別 Sex								
男 Male	3 215.3	45.8	178.9	43.0	16.8	38.8	2.0	46.7
女 Female	3 798.4	54.2	237.0	57.0	26.6	61.2	2.2	53.3
總計 Total	7 013.8	100.0	415.9	100.0	43.4	100.0	4.2	100.0

註釋： @ 在視覺有很大困難或完全看不到的人士會被界定為視覺有困難人士。
‡ 由於抽樣誤差甚大，數目少於250的估計（包括數值為零的數字）或基於這些估計而編製的相關統計數字（如百分比）不予公布。

Notes: @ Persons with a lot of difficulty in seeing or cannot see at all would be defined as persons with seeing difficulty.
‡ Estimates less than 250 (including zero figures) and related statistics derived based on such estimates (e.g. percentages) are not released due to very large sampling errors.

表 6.2b 按年齡／性別及聽覺困難程度劃分的人士數目
Table 6.2b Persons by age/sex and level of difficulty in hearing

年齡組別／性別 Age group / Sex	聽覺困難程度 Level of difficulty in hearing							
	沒有困難 No difficulty		少許困難 Some difficulty		很大困難@ A lot of difficulty@		完全聽不到@ Cannot hear at all@	
	人數 No. of persons ('000)	百分比 %	人數 No. of persons ('000)	百分比 %	人數 No. of persons ('000)	百分比 %	人數 No. of persons ('000)	百分比 %
年齡組別 Age group								
< 15	867.4	12.1	1.9	0.7	0.3	0.6	‡	‡
15 - 29	1 135.0	15.8	2.8	1.0	0.3	0.7	‡	‡
30 - 39	1 151.1	16.1	4.4	1.7	0.5	1.2	‡	‡
40 - 49	1 138.7	15.9	10.0	3.7	1.1	2.4	0.3	8.1
50 - 59	1 169.9	16.3	28.3	10.6	2.8	6.4	0.4	11.2
60 - 64	562.7	7.9	26.4	9.9	2.1	4.7	0.3	8.2
65 - 69	421.1	5.9	28.7	10.7	3.3	7.5	0.3	9.3
≥ 70	716.7	10.0	164.5	61.7	33.8	76.4	2.0	54.7
年齡中位數（歲） Median age (years)	43		74		83		72	
性別 Sex								
男 Male	3 271.7	45.7	120.1	45.0	19.5	44.1	1.7	46.4
女 Female	3 890.8	54.3	146.8	55.0	24.8	55.9	2.0	53.6
總計 Total	7 162.5	100.0	266.9	100.0	44.3	100.0	3.6	100.0

註釋： @ 在聽覺有很大困難或完全聽不到的人士會被界定為聽覺有困難人士。
‡ 由於抽樣誤差甚大，數目少於250的估計（包括數值為零的數字）或基於這些估計而編製的相關統計數字（如百分比）不予公布。

Notes: @ Persons with a lot of difficulty in hearing or cannot hear at all would be defined as persons with hearing difficulty.
‡ Estimates less than 250 (including zero figures) and related statistics derived based on such estimates (e.g. percentages) are not released due to very large sampling errors.

表 6.2c 按年齡／性別及溝通能力困難程度劃分的2歲及以上人士數目
Table 6.2c Persons aged 2 and over by age/sex and level of difficulty in communication

年齡組別／性別 Age group / Sex	溝通能力困難程度 Level of difficulty in communication							
	沒有困難 No difficulty		少許困難 Some difficulty		很大困難@ A lot of difficulty@		完全溝通不到@ Cannot communicate at all@	
	人數 No. of persons ('000)	百分比 %	人數 No. of persons ('000)	百分比 %	人數 No. of persons ('000)	百分比 %	人數 No. of persons ('000)	百分比 %
年齡組別 Age group								
< 15	771.0	10.7	9.3	6.9	1.9	4.6	0.6	9.7
15 - 29	1 129.0	15.7	6.5	4.8	2.4	5.6	0.3	4.8
30 - 39	1 149.3	15.9	5.0	3.7	1.3	3.2	0.5	7.6
40 - 49	1 141.4	15.8	6.2	4.6	2.1	5.0	0.3	4.0
50 - 59	1 185.7	16.5	12.2	9.0	3.2	7.5	0.3	5.4
60 - 64	578.9	8.0	10.1	7.4	2.0	4.6	0.6	9.5
65 - 69	440.5	6.1	10.3	7.6	2.5	5.9	‡	‡
≥ 70	810.3	11.2	76.2	56.1	26.9	63.6	3.6	57.3
年齡中位數（歲） Median age (years)	44		73		78		78	
性別 Sex								
男 Male	3 284.8	45.6	62.4	46.0	19.7	46.6	2.2	35.6
女 Female	3 921.4	54.4	73.3	54.0	22.6	53.4	4.1	64.4
總計 Total	7 206.2	100.0	135.8	100.0	42.3	100.0	6.3	100.0

註釋： @ 在溝通有很大困難或完全溝通不到的人士會被界定為溝通能力有困難人士。

‡ 由於抽樣誤差甚大，數目少於250的估計（包括數值為零的數字）或基於這些估計而編製的相關統計數字（如百分比）不予公布。

Notes: @ Persons with a lot of difficulty in communication or cannot communicate at all would be defined as persons with communication difficulty.

‡ Estimates less than 250 (including zero figures) and related statistics derived based on such estimates (e.g. percentages) are not released due to very large sampling errors.

表 6.2d 按年齡／性別及身體活動困難程度δ劃分的2歲及以上人士數目
Table 6.2d Persons aged 2 and over by age/sex and level of difficulty in body movement δ

年齡組別／性別 Age group / Sex	身體活動困難程度δ Level of difficulty in body movement δ							
	沒有困難 No difficulty		少許困難 Some difficulty		很大困難@ A lot of difficulty@		完全不能做到@ Cannot do at all@	
	人數 No. of persons ('000)	百分比 %	人數 No. of persons ('000)	百分比 %	人數 No. of persons ('000)	百分比 %	人數 No. of persons ('000)	百分比 %
年齡組別 Age group								
< 15	777.6	11.6	4.2	1.0	0.6	0.4	0.5	0.5
15 - 29	1 131.2	16.9	5.1	1.2	0.8	0.6	1.1	1.0
30 - 39	1 144.8	17.1	8.6	2.0	1.5	1.1	1.2	1.1
40 - 49	1 122.7	16.7	22.0	5.0	3.3	2.4	2.0	1.9
50 - 59	1 124.9	16.8	60.3	13.8	11.0	7.9	5.2	5.0
60 - 64	522.9	7.8	53.8	12.3	10.5	7.6	4.3	4.1
65 - 69	376.7	5.6	58.8	13.5	11.7	8.5	6.2	5.9
≥ 70	509.0	7.6	224.1	51.3	99.1	71.5	84.8	80.5
年齡中位數（歲） Median age (years)	42		70		80		84	
性別 Sex								
男 Male	3 113.7	46.4	169.0	38.7	50.0	36.1	36.5	34.6
女 Female	3 596.1	53.6	267.8	61.3	88.6	63.9	68.9	65.4
總計 Total	6 709.8	100.0	436.9	100.0	138.6	100.0	105.4	100.0

註釋： δ 指一名人士在平地步行、用手和手指拿起小物件、上落樓梯及提起重物件中遇上的最大困難程度。
@ 在身體活動有很大困難或完全不能做到的人士會被界定為身體活動能力受限制人士。

Notes: δ Refer to the largest difficulty a person encountered in walking on level ground, using hands and fingers to grasp small object, walking up or down a flight of stairs and carrying heavy object.
@ Persons with a lot of difficulty or cannot do at all in body movement would be defined as persons with restriction in body movement.

表 6.2e 按年齡／性別及平地步行困難程度劃分的2歲及以上人士數目
Table 6.2e Persons aged 2 and over by age/sex and level of difficulty in walking on level ground

年齡組別／性別 Age group / Sex	平地步行困難程度 Level of difficulty in walking on level ground							
	沒有困難 No difficulty		少許困難 Some difficulty		很大困難@ A lot of difficulty@		完全不能做到@ Cannot do at all@	
	人數 No. of persons ('000)	百分比 %	人數 No. of persons ('000)	百分比 %	人數 No. of persons ('000)	百分比 %	人數 No. of persons ('000)	百分比 %
年齡組別 Age group								
< 15	780.5	11.1	1.6	0.7	0.4	0.4	0.3	0.6
15 - 29	1 135.5	16.2	1.5	0.6	‡	‡	1.0	1.9
30 - 39	1 151.9	16.5	2.4	1.0	1.0	1.1	0.9	1.6
40 - 49	1 140.3	16.3	7.1	2.9	1.1	1.3	1.4	2.5
50 - 59	1 172.4	16.7	22.2	9.0	4.1	4.7	2.7	4.9
60 - 64	562.4	8.0	22.6	9.2	4.5	5.1	2.1	3.8
65 - 69	419.6	6.0	25.5	10.4	5.3	6.0	3.1	5.6
≥ 70	639.0	9.1	162.6	66.2	71.6	81.2	43.9	79.2
年齡中位數（歲） Median age (years)	43		76		84		84	
性別 Sex								
男 Male	3 220.2	46.0	95.0	38.7	33.4	37.9	20.5	36.9
女 Female	3 781.4	54.0	150.4	61.3	54.7	62.1	34.9	63.1
總計 Total	7 001.6	100.0	245.5	100.0	88.1	100.0	55.4	100.0

註釋： @ 平地步行有很大困難或完全不能做到的人士會被界定為身體活動能力受限制人士。

‡ 由於抽樣誤差甚大，數目少於250的估計（包括數值為零的數字）或基於這些估計而編製的相關統計數字（如百分比）不予公布。

Notes: @ Persons with a lot of difficulty or cannot do at all in walking on level ground would be defined as persons with restriction in body movement.

‡ Estimates less than 250 (including zero figures) and related statistics derived based on such estimates (e.g. percentages) are not released due to very large sampling errors.

表 6.2f 按年齡／性別及用手和手指拿起小物件困難程度劃分的 2歲及以上人士數目

Table 6.2f Persons aged 2 and over by age/sex and level of difficulty in using hands and fingers to grasp small object

年齡組別／性別 Age group / Sex	用手和手指拿起小物件困難程度 Level of difficulty in using hands and fingers to grasp small object							
	沒有困難 No difficulty		少許困難 Some difficulty		很大困難@ A lot of difficulty@		完全不能做到@ Cannot do at all@	
	人數 No. of persons ('000)	百分比 %	人數 No. of persons ('000)	百分比 %	人數 No. of persons ('000)	百分比 %	人數 No. of persons ('000)	百分比 %
年齡組別 Age group								
< 15	779.8	10.8	2.4	2.3	0.5	1.6	‡	‡
15 - 29	1 136.5	15.7	1.4	1.4	‡	‡	‡	‡
30 - 39	1 154.1	15.9	1.2	1.2	0.3	1.0	0.5	3.1
40 - 49	1 145.2	15.8	3.7	3.6	0.7	2.6	0.4	2.2
50 - 59	1 190.6	16.4	8.6	8.5	1.5	5.2	0.8	4.7
60 - 64	582.2	8.0	7.6	7.5	1.2	4.0	0.6	3.4
65 - 69	442.4	6.1	8.0	8.0	2.1	7.2	1.0	5.8
≥ 70	813.1	11.2	68.2	67.5	22.8	78.2	12.9	78.4
年齡中位數（歲） Median age (years)	44		78		83		85	
性別 Sex								
男 Male	3 311.2	45.7	39.5	39.0	12.5	43.0	6.0	36.3
女 Female	3 932.7	54.3	61.6	61.0	16.6	57.0	10.5	63.7
總計 Total	7 243.9	100.0	101.1	100.0	29.1	100.0	16.5	100.0

註釋： @ 用手和手指拿起小物件有很大困難或完全不能做到的人士會被界定為身體活動能力受限制人士。

‡ 由於抽樣誤差甚大，數目少於250的估計（包括數值為零的數字）或基於這些估計而編製的相關統計數字（如百分比）不予公布。

Notes: @ Persons with a lot of difficulty or cannot do at all in using hands and fingers to grasp small object would be defined as persons with restriction in body movement.

‡ Estimates less than 250 (including zero figures) and related statistics derived based on such estimates (e.g. percentages) are not released due to very large sampling errors.

表 6.2g 按年齡／性別及上落樓梯困難程度劃分的5歲及以上人士數目
Table 6.2g Persons aged 5 and over by age/sex and level of difficulty in walking up or down a flight of stairs

年齡組別／性別 Age group / Sex	上落樓梯困難程度 Level of difficulty in walking up or down a flight of stairs							
	沒有困難 No difficulty		少許困難 Some difficulty		很大困難@ A lot of difficulty@		完全不能做到@ Cannot do at all@	
	人數 No. of persons ('000)	百分比 %	人數 No. of persons ('000)	百分比 %	人數 No. of persons ('000)	百分比 %	人數 No. of persons ('000)	百分比 %
年齡組別 Age group								
< 15	603.4	9.1	1.0	0.3	0.4	0.3	0.3	0.3
15 - 29	1 134.1	17.1	2.5	0.7	0.6	0.5	1.0	1.2
30 - 39	1 148.8	17.3	5.0	1.4	1.2	1.0	1.1	1.2
40 - 49	1 130.9	17.0	15.3	4.1	2.0	1.7	1.8	2.0
50 - 59	1 144.9	17.2	45.0	12.2	7.3	6.2	4.3	4.8
60 - 64	535.8	8.1	43.9	11.9	8.4	7.1	3.5	3.9
65 - 69	389.9	5.9	49.0	13.3	9.9	8.4	4.6	5.2
≥ 70	550.9	8.3	206.5	56.1	87.6	74.7	72.0	81.3
年齡中位數（歲） Median age (years)	43		71		81		84	
性別 Sex								
男 Male	3 057.3	46.1	144.1	39.1	43.2	36.8	31.3	35.3
女 Female	3 581.4	53.9	224.1	60.9	74.1	63.2	57.3	64.7
總計 Total	6 638.6	100.0	368.2	100.0	117.3	100.0	88.6	100.0

註釋： @ 上落樓梯有很大困難或完全不能做到的人士會被界定為身體活動能力受限制人士。

Note: @ Persons with a lot of difficulty or cannot do at all in walking up or down a flight of stairs would be defined as persons with restriction in body movement.

表 6.2h 按年齡／性別及提起重物件困難程度劃分的12歲及以上人士數目
Table 6.2h Persons aged 12 and over by age/sex and level of difficulty in carrying heavy object

年齡組別／性別 Age group / Sex	提起重物件困難程度 Level of difficulty in carrying heavy object							
	沒有困難 No difficulty		少許困難 Some difficulty		很大困難@ A lot of difficulty@		完全不能做到@ Cannot do at all@	
	人數 No. of persons ('000)	百分比 %	人數 No. of persons ('000)	百分比 %	人數 No. of persons ('000)	百分比 %	人數 No. of persons ('000)	百分比 %
年齡組別 Age group								
< 15	182.3	2.9	1.0	0.3	‡	‡	0.3	0.4
15 - 29	1 133.2	17.9	3.8	1.3	0.5	0.5	0.7	1.0
30 - 39	1 148.3	18.2	6.0	2.0	1.0	1.0	0.9	1.2
40 - 49	1 132.9	17.9	13.4	4.4	2.6	2.5	1.2	1.8
50 - 59	1 156.0	18.3	34.9	11.6	7.2	7.1	3.2	4.6
60 - 64	551.3	8.7	31.1	10.3	6.5	6.4	2.6	3.7
65 - 69	407.5	6.5	35.8	11.9	6.3	6.2	3.9	5.4
≥ 70	606.4	9.6	175.0	58.1	77.6	76.2	58.1	82.0
年齡中位數（歲） Median age (years)	45		72		82		84	
性別 Sex								
男 Male	2 896.1	45.8	105.8	35.2	34.8	34.1	23.9	33.7
女 Female	3 421.8	54.2	195.2	64.8	67.1	65.9	47.0	66.3
總計 Total	6 317.9	100.0	301.0	100.0	101.8	100.0	70.9	100.0

註釋： @ 提起重物件有很大困難或完全不能做到的人士會被界定為身體活動能力受限制人士。

‡ 由於抽樣誤差甚大，數目少於250的估計（包括數值為零的數字）或基於這些估計而編製的相關統計數字（如百分比）不予公布。

Notes: @ Persons with a lot of difficulty or cannot do at all in carrying heavy object would be defined as persons with restriction in body movement.

‡ Estimates less than 250 (including zero figures) and related statistics derived based on such estimates (e.g. percentages) are not released due to very large sampling errors.

表 6.3a 按年齡／性別及日常溝通中有否使用手語劃分的2歲及以上人士數目
Table 6.3a Persons aged 2 and over by age/sex and whether using sign language in usual communication

年齡組別／性別 Age group / Sex	日常溝通中有否使用手語 Whether using sign language in usual communication					
	有使用 Yes		沒有使用 No		總計 Total	
	人數 No. of persons ('000)	百分比 %	人數 No. of persons ('000)	百分比 %	人數 No. of persons ('000)	百分比 %
年齡組別 Age group						
< 15	0.3	§	782.6	100.0	782.9	100.0
15 - 29	0.8	0.1	1 137.4	99.9	1 138.2	100.0
30 - 39	0.6	0.1	1 155.5	99.9	1 156.1	100.0
40 - 49	0.7	0.1	1 149.3	99.9	1 150.0	100.0
50 - 59	1.1	0.1	1 200.3	99.9	1 201.4	100.0
60 - 64	0.5	0.1	591.0	99.9	591.5	100.0
65 - 69	0.5	0.1	452.9	99.9	453.4	100.0
≥ 70	1.5	0.2	915.6	99.8	917.0	100.0
性別 Sex						
男 Male	2.9	0.1	3 366.3	99.9	3 369.2	100.0
女 Female	3.1	0.1	4 018.3	99.9	4 021.4	100.0
總計 Total	6.0	0.1	7 384.6	99.9	7 390.6	100.0

註釋： § 少於0.05。

Note: § Less than 0.05.

表 6.3b 按年齡／性別及日常溝通中有否使用手語劃分的2歲及以上聽覺有困難人士數目

Table 6.3b Persons aged 2 and over with hearing difficulty by age/sex and whether using sign language in usual communication

年齡組別／性別 Age group / Sex	日常溝通中有否使用手語 Whether using sign language in usual communication					
	有使用 Yes		沒有使用 No		總計 Total	
	人數 No. of persons ('000)	百分比 %	人數 No. of persons ('000)	百分比 %	人數 No. of persons ('000)	百分比 %
年齡組別 Age group						
< 15	‡ (‡)	‡ (‡)	0.3 (‡)	79.2 (‡)	0.3 (‡)	100.0 (‡)
15 - 29	‡ (‡)	‡ (‡)	0.3 (‡)	73.2 (‡)	0.4 (‡)	100.0 (‡)
30 - 39	‡ (‡)	‡ (‡)	0.4 (0.3)	62.9 (86.2)	0.6 (0.4)	100.0 (100.0)
40 - 49	0.5 (‡)	35.1 (‡)	0.9 (0.6)	64.9 (87.4)	1.4 (0.7)	100.0 (100.0)
50 - 59	0.7 (0.3)	21.3 (16.3)	2.6 (1.5)	78.7 (83.7)	3.3 (1.8)	100.0 (100.0)
60 - 64	‡ (‡)	‡ (‡)	2.2 (1.8)	91.1 (98.1)	2.4 (1.8)	100.0 (100.0)
65 - 69	0.3 (‡)	8.5 (‡)	3.4 (2.3)	91.5 (94.7)	3.7 (2.5)	100.0 (100.0)
≥ 70	0.9 (0.3)	2.5 (1.4)	34.9 (21.1)	97.5 (98.6)	35.8 (21.4)	100.0 (100.0)
性別 Sex						
男 Male	1.4 (0.5)	6.6 (3.7)	19.8 (12.8)	93.4 (96.3)	21.2 (13.3)	100.0 (100.0)
女 Female	1.6 (0.4)	6.1 (2.7)	25.1 (15.3)	93.9 (97.3)	26.7 (15.7)	100.0 (100.0)
總計 Total	3.0 (0.9)	6.3 (3.2)	44.9 (28.1)	93.7 (96.8)	47.9 (29.0)	100.0 (100.0)

註釋： ‡ 由於抽樣誤差甚大，數目少於250的估計（包括數值為零的數字）或基於這些估計而編製的相關統計數字（如百分比）不予公布。

一名人士可能有多於一種選定殘疾類別。因此他／她在日常溝通中使用手語的情況不一定只受單一種殘疾類別影響。括號內的數字顯示撇除同時患有溝通能力有困難人士的相應數字。

Notes: ‡ Estimates less than 250 (including zero figures) and related statistics derived based on such estimates (e.g. percentages) are not released due to very large sampling errors.

A person might have more than one selected type of disability and hence his/her usage of sign language in usual communication might not be owing to single disability. Figures in brackets represent the corresponding figures excluding persons with communication difficulty at the same time.

表 6.3c 按年齡／性別及日常溝通中有否使用手語劃分的2歲及以上溝通能力有困難人士數目

Table 6.3c Persons aged 2 and over with communication difficulty by age/sex and whether using sign language in usual communication

年齡組別／性別 Age group / Sex	日常溝通中有否使用手語 Whether using sign language in usual communication: 有使用 Yes 人數 No. of persons ('000)	有使用 Yes 百分比 %	沒有使用 No 人數 No. of persons ('000)	沒有使用 No 百分比 %	總計 Total 人數 No. of persons ('000)	總計 Total 百分比 %
年齡組別 Age group						
< 15	‡ (‡)	‡ (‡)	2.4 (2.3)	95.0 (97.7)	2.5 (2.3)	100.0 (100.0)
15 - 29	‡ (‡)	‡ (‡)	2.5 (2.4)	92.0 (96.0)	2.7 (2.5)	100.0 (100.0)
30 - 39	‡ (‡)	‡ (‡)	1.6 (1.5)	87.0 (96.6)	1.8 (1.6)	100.0 (100.0)
40 - 49	0.4 (‡)	16.4 (‡)	2.0 (1.7)	83.6 (100.0)	2.4 (1.7)	100.0 (100.0)
50 - 59	0.4 (‡)	11.3 (‡)	3.1 (2.1)	88.7 (100.0)	3.5 (2.1)	100.0 (100.0)
60 - 64	‡ (‡)	‡ (‡)	2.4 (2.0)	93.0 (100.0)	2.6 (2.0)	100.0 (100.0)
65 - 69	‡ (‡)	‡ (‡)	2.4 (1.4)	93.1 (100.0)	2.6 (1.4)	100.0 (100.0)
≥ 70	0.7 (‡)	2.3 (‡)	29.9 (16.1)	97.7 (99.4)	30.6 (16.2)	100.0 (100.0)
性別 Sex						
男 Male	1.1 (‡)	4.8 (‡)	20.9 (13.9)	95.2 (98.9)	22.0 (14.0)	100.0 (100.0)
女 Female	1.3 (‡)	5.1 (‡)	25.3 (15.5)	94.9 (99.0)	26.7 (15.7)	100.0 (100.0)
總計 Total	2.4 (0.3)	5.0 (1.0)	46.2 (29.4)	95.0 (99.0)	48.7 (29.7)	100.0 (100.0)

註釋： ‡ 由於抽樣誤差甚大，數目少於250的估計（包括數值為零的數字）或基於這些估計而編製的相關統計數字（如百分比）不予公布。

一名人士可能有多於一種選定殘疾類別。因此他／她在日常溝通中使用手語的情況不一定只受單一種殘疾類別影響。括號內的數字顯示撇除同時患有聽覺有困難人士的相應數字。

Notes: ‡ Estimates less than 250 (including zero figures) and related statistics derived based on such estimates (e.g. percentages) are not released due to very large sampling errors.

A person might have more than one selected type of disability and hence his/her usage of sign language in usual communication might not be owing to single disability. Figures in brackets represent the corresponding figures excluding persons with hearing difficulty at the same time.

表 6.4a 按有否使用輪椅／其他特定輔助工具代步／步行劃分的人士數目
Table 6.4a Persons by whether using a wheelchair / other specialised aid/tool to move / walk around

有否使用輪椅／其他特定輔助工具代步／步行 Whether using a wheelchair / other specialised aid/tool to move / walk around	人數 No. of persons ('000)	百分比 %
必須使用輪椅及其他特定輔助工具 Always using a wheelchair and other specialised aid/tool	15.3	0.2
必須使用輪椅及有時使用其他特定輔助工具 Always using a wheelchair and sometimes using other specialised aid/tool	7.6	0.1
必須使用輪椅但沒有使用其他特定輔助工具 Always using a wheelchair but not using other specialised aid/tool	51.3	0.7
有時使用輪椅及必須使用其他特定輔助工具 Sometimes using a wheelchair and always using other specialised aid/tool	26.9	0.4
有時使用輪椅及其他特定輔助工具 Sometimes using a wheelchair and other specialised aid/tool	19.7	0.3
有時使用輪椅但沒有使用其他特定輔助工具 Sometimes using a wheelchair but not using other specialised aid/tool	8.8	0.1
沒有使用輪椅但必須使用其他特定輔助工具 Not using a wheelchair but always using other specialised aid/tool	70.7	0.9
沒有使用輪椅但有時使用其他特定輔助工具 Not using a wheelchair but sometimes using other specialised aid/tool	108.9	1.5
沒有使用輪椅及其他特定輔助工具 Not using a wheelchair and other specialised aid/tool	7 168.1	95.9
總計 Total	7 477.3	100.0

表 6.4b 按有否使用義肢劃分的人士數目
Table 6.4b Persons by whether using artificial limb

有否使用義肢 Whether using artificial limb	人數 No. of persons ('000)	百分比 %
有使用 Yes	1.8	§
沒有使用 No	7 475.5	100.0
總計 Total	7 477.3	100.0

註釋： § 少於0.05。

Note: § Less than 0.05.

表 6.5 按有否使用視覺輔助儀器／工具^劃分的人士數目
Table 6.5 Persons by whether using a visual aid/tool^

有否使用視覺輔助儀器／工具^ Whether using a visual aid/tool^	人數 No. of persons ('000)	百分比 %
完全失明 Unable to see at all	4.2	0.1
有使用視覺輔助儀器／工具^ Using a visual aid/tool^	7.0	0.1
沒有使用視覺輔助儀器／工具^ Not using a visual aid/tool^	7 466.1	99.9
總計 Total	7 477.3	100.0

註釋： ^ 視覺輔助儀器／工具包括特別助視眼鏡、失明人士手杖、凸字機、影像放大器、掃描報讀儀器或軟件等，但不包括一般近視、遠視、散光或老花等眼鏡／隱形眼鏡。

Note: ^ Visual aids/tools include specialised glasses, symbol cane, braille input / display tool, video magnifier, scanning and reading aid or software, etc., but exclude glasses / contact lenses for nearsightedness, farsightedness, astigmatism or presbyopia.

表 6.6 按有否使用聽覺輔助儀器／工具^劃分的人士數目
Table 6.6 Persons by whether using a hearing aid/tool^

有否使用聽覺輔助儀器／工具^ Whether using a hearing aid/tool^	人數 No. of persons ('000)	百分比 %
在安靜環境下完全聽不到 Unable to hear at all in quiet environment	3.4	§
有使用聽覺輔助儀器／工具^ Using a hearing aid/tool^	53.4	0.7
沒有使用聽覺輔助儀器／工具^ Not using a hearing aid/tool^	7 420.6	99.2
總計 Total	7 477.3	100.0

註釋： ^ 聽覺輔助儀器／工具包括助聽器、人工耳蝸、數碼傳話器等。
§ 少於0.05。

Notes: ^ Hearing aids/tools include hearing aid, cochlear implant, digital amplifier, etc.
§ Less than 0.05.

表 6.7 按有否使用言語／溝通輔助儀器／工具^劃分的2歲及以上人士數目
Table 6.7 Persons aged 2 and over by whether using a speech/communication aid/tool^

有否使用言語／溝通輔助儀器／工具^ Whether using a speech/communication aid/tool^	人數 No. of persons ('000)	百分比 %
完全不能說話 Unable to speak at all	15.8	0.2
有使用言語／溝通輔助儀器／工具^ Using a speech/communication aid/tool^	0.7	§
沒有使用言語／溝通輔助儀器／工具^ Not using a speech/communication aid/tool^	7 374.1	99.8
總計 Total	7 390.6	100.0

註釋： ^ 言語／溝通輔助儀器／工具包括語音合成器、溝通板／溝通圖卡、溝通簿等。
§ 少於0.05。

Notes: ^ Speech/communication aids/tools include voice synthesiser, communication board / picture card, communication book, etc.
§ Less than 0.05.

7 長期病患者的人口及社會經濟概況 Demographic and socio-economic profiles of persons with chronic diseases

I. 長期病患者的概況

與過往統計調查比較

7.1 在統計時，約有 1 799 100 人表示需要長期（即持續最少 6 個月的時間）接受藥物治療、覆診或打針服藥（簡稱為「長期病患者」－有關長期病患者的定義，請參閱本報告書第 3 章 3.8 - 3.9 段），較 2013 年的 1 375 200 人為高。2020 年長期病患者的普遍率（以佔全港整體人口的百分比計算）為 24.1%，而 2013 年的相應數字為 19.2%。 （表 7.1a）

選定的長期病患類別

7.2 在該 1 799 100 名長期病患者中，首三類最普遍的病患為高血壓、糖尿病及膽固醇過高。在該 1 799 100 名人士中，分別有 52.2%（佔整體人口的 12.6%）、21.6%（5.2%）及 21.3%（5.1%）的人士患有該等病患。
（圖 7.1 及表 7.1a）

7.3 按選定的長期病患類別分析，是次統計調查中最普遍被提及的六個長期病患類別中，這些類別的長期病患者的普遍率均較 2013 年的相應普遍率為高。當中患有膽固醇過高的人士的數目增幅最大，由 2013 年的 135 400 人上升至 2020 年的 383 400 人。 （圖 7.1）

住處類別

7.4 在該 1 799 100 名長期病患者中，約 95.6%居住於住戶內；而 4.4%則居住於院舍（包括社會福利院舍、長期護理醫院、康復中心及私營安老院等）。70 歲及以上長者居住於院舍的比例最高，為 7.7%。 （圖 7.2）

I. General profile of persons with chronic diseases

Comparison with previous survey

7.1 Some 1 799 100 persons reported that they required long-term (i.e. lasting at least 6 months) medical treatment, consultation or medication at the time of enumeration (referred to as "persons with chronic diseases" - please refer to paragraphs 3.8 - 3.9 in Chapter 3 of this report for details on the definition of persons with chronic diseases), increased from 1 375 200 persons in 2013. The prevalence rate of persons with chronic diseases (expressed as a percentage of total population of Hong Kong) was 24.1% in 2020, as against 19.2% in 2013.
(Table 7.1a)

Selected type of chronic diseases

7.2 Of those 1 799 100 persons with chronic diseases, the three most commonly cited diseases which they had were hypertension, diabetes mellitus and hypercholesterolemia (high cholesterol). Among those 1 799 100 persons, 52.2% (or 12.6% of the total population), 21.6% (5.2%) and 21.3% (5.1%) suffered from such diseases respectively. (Chart 7.1 and Table 7.1a)

7.3 Analysed by selected type of chronic diseases, among the six types of chronic diseases most commonly cited in this round of the survey, the prevalence rates of persons with these types of chronic diseases were higher than the corresponding prevalence rates in 2013. In particular, the number of persons with hypercholesterolemia (high cholesterol) had the largest increment, from 135 400 in 2013 to 383 400 in 2020. (Chart 7.1)

Type of residence

7.4 Some 95.6% of the 1 799 100 persons with chronic diseases were residing in households while 4.4% were residing in institutions (including social welfare institutions, long-stay care hospitals, rehabilitation centres and private homes for the elderly, etc.). Older persons aged 70 and over had the highest proportion of residing in institutions, at 7.7%. (Chart 7.2)

年齡及性別

7.5 按年齡組別分析，在長期病患者中，70 歲及以上人士佔 40.0%，60 - 69 歲人士佔 27.6%，而 50 - 59 歲人士則佔 17.9%。長期病患者的年齡中位數為 66 歲，較整體人口的年齡中位數的 45 歲為高。與其他年齡組別的人士比較，70 歲及以上人士的長期病患普遍率明顯為高，達 78.4%。一般而言，年齡愈年長的人士，長期病患普遍率亦愈高。 （表 7.1b）

7.6 按性別分析，在該 1 799 100 名長期病患者中，女性較男性為多，分別佔所有長期病患者的 53.1%及 46.9%。再按年齡進一步分析，在 70 歲以下人士的各年齡組別中，女性的長期病患普遍率較男性的為低。但在 70 歲及以上人士中，女性的長期病患普遍率則較男性的為高。女性的整體普遍率為 23.5%，而男性為 24.7%。（表 7.1b）

7.7 按選定的長期病患類別分析，大部分患有高血壓、糖尿病、心臟病、白內障、退化性關節炎、中風、認知障礙症及前列腺毛病的人士為 70 歲及以上人士。另一方面，患有呼吸系統疾病的人士中，有 10.3%為 30 歲以下人士，遠高於此年齡組別中所有長期病患者的百分比（4.1%）。 （表 7.1c）

婚姻狀況

7.8 在該 1 799 100 名長期病患者中，62.4%為已婚人士，24.1%已喪偶／分居／離婚，而餘下的 13.5%則從未結婚。 （表 7.1d）

教育程度

7.9 長期病患者的教育程度較整體人口的教育程度為低。在 1 799 100 名長期病患者中，40.9%具小學及以下程度，而整體人口的相應百分比為 25.8%。 （表 7.1d）

Age and sex

7.5 Analysed by age group, 40.0% of persons with chronic diseases were aged 70 and over, 27.6% were aged 60 - 69, and 17.9% were aged 50 - 59. The median age of persons with chronic diseases was 66, which was higher than that of 45 for the total population. Compared with persons in other age groups, persons aged 70 and over had a significantly higher prevalence rate of chronic diseases, at 78.4%. This rate was higher for older persons in general. (Table 7.1b)

7.6 Analysed by sex, there were more females than males among the 1 799 100 persons with chronic diseases, constituting 53.1% and 46.9% respectively of all persons with chronic diseases. Further analysed by age group, the prevalence rates for females in all age groups below 70 were lower than those for males in the same age group. However, for persons aged 70 and over, the prevalence rate for females was higher than that for males. The overall prevalence rate for females was 23.5%, as against 24.7% for males. (Table 7.1b)

7.7 Analysed by selected type of chronic diseases, most of persons with hypertension, diabetes mellitus, heart diseases, cataract, degenerative arthritis, cerebrovascular diseases (stroke), dementia and prostate diseases were aged 70 and over. On the other hand, 10.3% of persons with diseases of respiratory system were aged below 30, which was much higher than the percentage of all persons with chronic diseases for this age group (4.1%). (Table 7.1c)

Marital status

7.8 Of those 1 799 100 persons with chronic diseases, 62.4% were currently married, 24.1% were widowed/separated/divorced and the remaining 13.5% were never married. (Table 7.1d)

Educational attainment

7.9 Persons with chronic diseases had relatively lower educational attainment than the total population. About 40.9% of the 1 799 100 persons with chronic diseases had attained primary education and below, as against 25.8% for the total population. (Table 7.1d)

居住地區

7.10 該 1 799 100 名長期病患者的居住地區分布與整體人口的分布大致相同。當中，28.7%居於新界西，24.0%居於新界東及 21.3%居於九龍東。在整體人口中的相應百分比分別為 28.9%、24.0%及 20.5%。 （表 7.1e）

Area of residence

7.10 Compared with the total population, the 1 799 100 persons with chronic diseases had a similar distribution pattern in area of residence. 28.7% of them lived in New Territories West, 24.0% in New Territories East and 21.3% in Kowloon East. The corresponding percentages for the total population were 28.9%, 24.0% and 20.5% respectively. (Table 7.1e)

房屋類別

7.11 相對其他房屋類別，較多長期病患者居住於私人房屋，佔所有長期病患者的 43.5%。另外，約 33.8%居住在公營租住房屋及 17.9%居住在資助自置居所房屋。而在整體人口中的相應百分比分別為 52.9%、29.4%及 15.1%。（表 7.1f）

Type of housing

7.11 As compared to other types of housing, there were relatively more persons with chronic diseases living in private housing (43.5%). Separately, there were 33.8% living in public rental housing and 17.9% in subsidised home ownership housing. The corresponding figures for the total population were 52.9%, 29.4% and 15.1% respectively. (Table 7.1f)

經濟活動身分

7.12 統計時，在 1 765 700 名 15 歲及以上長期病患者中，約 1 243 100 人（70.4%）為非從事經濟活動人士，其餘 522 600 人（29.6%）為從事經濟活動人士。這可能是由於在所有長期病患者中，較多為長者，所以非從事經濟活動人士佔所有長期病患者的比例亦相當高。而 522 600 名從事經濟活動長期病患者中，約 505 400 人在統計時正就業，其餘為失業人士，失業率為 3.3%。 （表 7.1g）

Economic activity status

7.12 Of those 1 765 700 persons aged 15 and over with chronic diseases, some 1 243 100 (70.4%) were economically inactive and the remaining 522 600 (29.6%) were economically active at the time of enumeration. The former accounted for such a substantial proportion of all persons with chronic diseases probably because they comprised more elderly persons. As for the 522 600 economically active persons with chronic diseases, some 505 400 persons were employed at the time of enumeration, the remaining were unemployed persons and the unemployment rate was 3.3%. (Table 7.1g)

7.13 在該 1 243 100 名 15 歲及以上非從事經濟活動長期病患者中，約 927 500 人（佔所有 15 歲及以上長期病患者的 52.5%）為退休人士。（表 7.1g）

7.13 Among those 1 243 100 economically inactive persons aged 15 and over with chronic diseases, some 927 500 (or 52.5% of all persons aged 15 and over with chronic diseases) were retired persons. (Table 7.1g)

II. 就業長期病患者的概況

7.14 統計時，在該 1 765 700 名 15 歲及以上長期病患者中，約 505 400 人（28.6%）為就業人士。 （表 7.1g）

II. General profile of employed persons with chronic diseases

7.14 Among those 1 765 700 persons aged 15 and over with chronic diseases, some 505 400 (28.6%) were employed at the time of enumeration. (Table 7.1g)

年齡及性別

7.15 按年齡組別分析，在該 505 400 名就業長期病患者中，50 - 59 歲人士佔 37.6%，60 - 69 歲人士則佔 30.0%。就業長期病患者的年齡中位數為 56 歲，較整體就業人口的年齡中位數的 42 歲為高。事實上，約 88.6%的就業長期病患者年齡在 40 歲及以上，而在整體就業人口中，相應的百分比則為 57.9%。 （表 7.2a）

7.16 就業長期病患者的性別分布與所有長期病患者的有所不同。在就業長期病患者中，男性所佔的百分比較女性的為高，分別佔 59.5%及 40.5%。而男性就業長期病患者的年齡中位數為 57 歲，高於女性的 55 歲。 （表 7.2a）

婚姻狀況

7.17 按婚姻狀況分析，69.7%的就業長期病患者是已婚的。這百分比較所有長期病患者及整體就業人口的相應百分比為高，分別為 62.4%及 60.0%。 （表 7.1d 及 7.2b）

教育程度

7.18 該 505 400 名就業長期病患者的教育程度較整體就業人口的為低。前者約有 18.5%具小學及以下教育程度，而後者只有 8.2%。另一方面，約有 26.8%就業長期病患者具專上教育程度，而整體就業人口的相應數字為 43.6%。（表 7.2b）

行業

7.19 按行業分析，約 23.8%的就業長期病患者從事金融、保險、地產、專業及商用服務業，其次為公共行政、社會及個人服務業（21.7%）與零售、住宿及膳食服務業（16.8%）。而在整體就業人口中，相應的百分比則分別為 23.1%、30.2%及 14.1%。 （表 7.2c）

Age and sex

7.15 Analysed by age group, 37.6% of these 505 400 employed persons with chronic diseases were aged 50 - 59, and 30.0% were aged 60 - 69. The median age of employed persons with chronic diseases was 56, which was higher than that of 42 for the total employed population. Indeed, some 88.6% of employed persons with chronic diseases were aged 40 and over, as against 57.9% for the total employed population. (Table 7.2a)

7.16 The distribution of employed persons with chronic diseases by sex was different from that of all persons with chronic diseases. There were substantially more employed males with chronic diseases than their female counterparts, at 59.5% and 40.5% respectively. The median age of employed males with chronic diseases, at 57, was relatively higher than that of females at 55. (Table 7.2a)

Marital status

7.17 Analysed by marital status, 69.7% of employed persons with chronic diseases were currently married. This percentage was higher than that of all persons with chronic diseases and that of the total employed population, at 62.4% and 60.0% respectively. (Tables 7.1d and 7.2b)

Educational attainment

7.18 The 505 400 employed persons with chronic diseases had relatively lower educational attainment than the total employed population. Some 18.5% of them had attained primary education and below, as against 8.2% for the total employed population. On the other hand, some 26.8% of employed persons with chronic diseases had attained post-secondary education, as against 43.6% for the total employed population. (Table 7.2b)

Industry

7.19 Analysed by industry, some 23.8% of employed persons with chronic diseases were engaged in the financing, insurance, real estate, professional and business services sector, followed by the public administration, social and personal services sector (21.7%) and the retail,

accommodation and food services sector (16.8%). The corresponding percentages for the total employed population were 23.1%, 30.2% and 14.1% respectively. (Table 7.2c)

職業

7.20 按遞降次序排列，就業長期病患者最普遍從事的職業類別包括非技術工人（24.5%）、專業人員及輔助專業人員（23.9%）與服務工作及銷售人員（15.5%）。在整體就業人口中，相應的百分比分別為 20.6%、30.5%及 14.8%。（表 7.2d）

Occupation

7.20 The most popular occupation groups among the employed persons with chronic diseases, in descending order, were workers in elementary occupations (24.5%), professionals and associate professionals (23.9%) and service and sales workers (15.5%). The corresponding percentages for the total employed population were 20.6%, 30.5% and 14.8% respectively. (Table 7.2d)

每月就業收入

7.21 概括而言，就業長期病患者的每月就業收入稍微低於整體就業人口。就業長期病患者的每月就業收入中位數為$16,000，而整體就業人口的每月就業收入中位數則為$17,700。（表 7.2e）

Monthly employment earnings

7.21 Generally speaking, the monthly employment earnings of employed persons with chronic diseases was slightly lower than that of the total employed population. The median monthly employment earnings for the employed persons with chronic diseases was $16,000, while that for the total employed population was $17,700. (Table 7.2e)

圖 7.1 選定長期病患者的普遍率
Chart 7.1 Prevalence rate of persons with selected type of chronic diseases

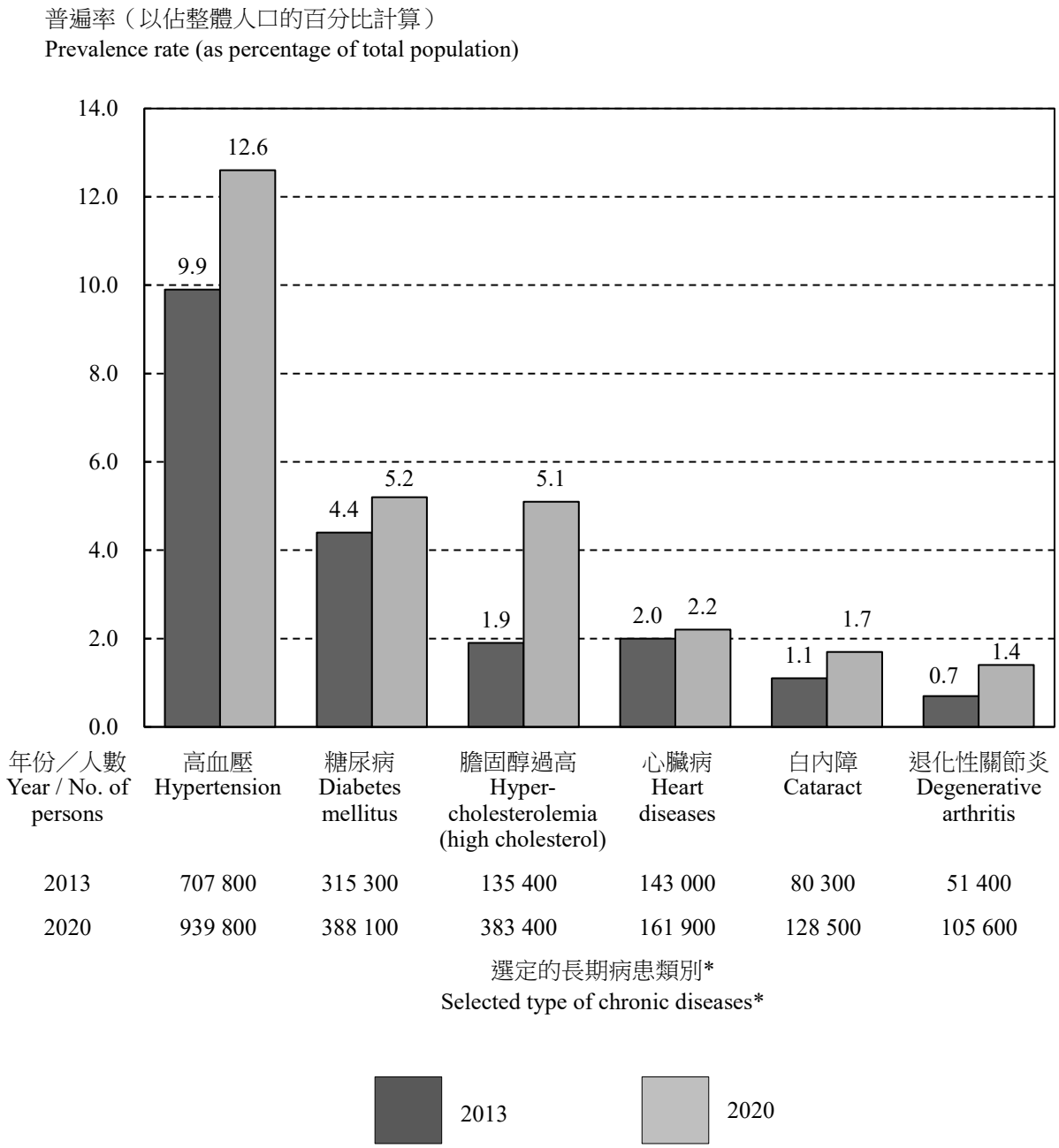

年份／人數 Year / No. of persons	高血壓 Hypertension	糖尿病 Diabetes mellitus	膽固醇過高 Hyper-cholesterolemia (high cholesterol)	心臟病 Heart diseases	白內障 Cataract	退化性關節炎 Degenerative arthritis
2013	707 800	315 300	135 400	143 000	80 300	51 400
2020	939 800	388 100	383 400	161 900	128 500	105 600

註釋： * 按在是次統計調查中所有長期病患者中，最普遍被提及的長期病患類別揀選。

Note: * The types of chronic diseases most commonly cited by all persons with chronic diseases in this round of the survey were selected.

圖 7.2 按住處類別及年齡劃分的長期病患者的百分比分布
Chart 7.2 Percentage distribution of persons with chronic diseases by type of residence and age

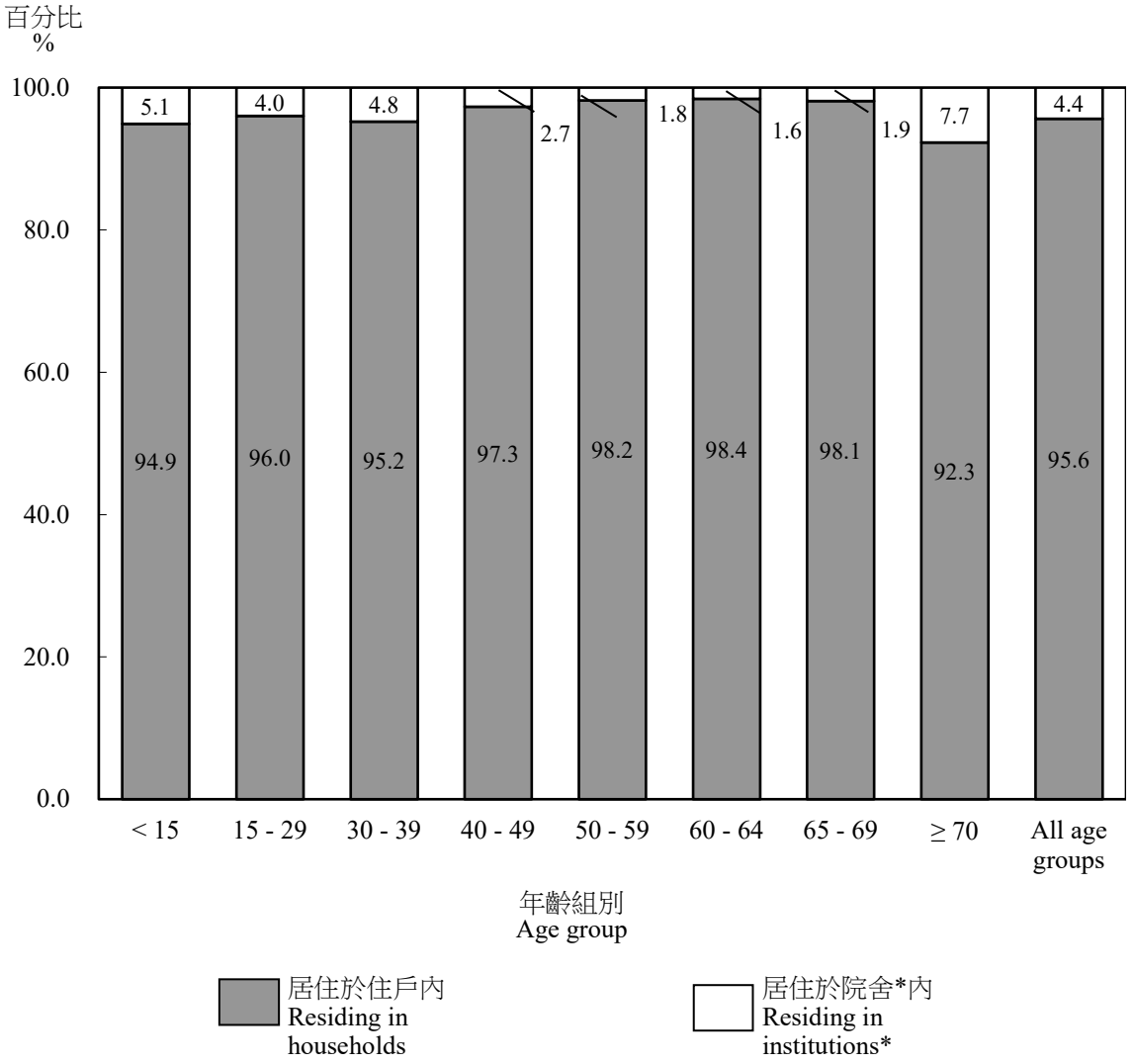

註釋： * 包括社會福利院舍（例如津助安老院舍、智障人士宿舍、為精神病康復者而設的中途宿舍）、長期護理醫院、康復中心及私營安老院等。

Note: * Including social welfare institutions (such as subvented residential care homes for the elderly, hostels for persons with intellectual disability, halfway houses for persons in mental recovery), long-stay care hospitals, rehabilitation centres and private homes for the elderly, etc.

表 7.1a 按選定的長期病患類別劃分的長期病患者數目
Table 7.1a Persons with chronic diseases by selected type of chronic diseases

選定的長期病患類別# Selected type of chronic diseases#	人數 No. of persons ('000)	佔所有長期病患者的百分比 As % of all persons with chronic diseases	佔整體人口的百分比 As % of total population
高血壓 Hypertension	939.8	52.2	12.6
糖尿病 Diabetes mellitus	388.1	21.6	5.2
膽固醇過高 Hypercholesterolemia (high cholesterol)	383.4	21.3	5.1
心臟病 Heart diseases	161.9	9.0	2.2
白內障 Cataract	128.5	7.1	1.7
退化性關節炎 Degenerative arthritis	105.6	5.9	1.4
癌症 Cancer	93.3	5.2	1.2
甲狀腺疾病 Thyroid diseases	65.9	3.7	0.9
抑鬱症 Depression	64.8	3.6	0.9
中風 Cerebrovascular diseases (stroke)	62.5	3.5	0.8
呼吸系統疾病 Diseases of respiratory system	59.5	3.3	0.8
認知障礙症 Dementia	49.5	2.8	0.7
前列腺毛病 Prostate diseases	45.5	2.5	0.6
合計* Overall*	1 799.1	100.0	24.1

註釋： # 按在所有長期病患者中，最普遍被提及的長期病患類別揀選。
* 指所有患有長期病患的人士。由於一名人士可能有多於一種長期病患類別及在選定的長期病患類別以外的類別的統計數據並沒有列載，因此，長期病患者的合計數目與個別選定的長期病患類別人士數目的總和不同。

Notes: # The types of chronic diseases most commonly cited by all persons with chronic diseases were selected.
* Referring to all persons with chronic diseases. As a person might have more than one selected type of chronic diseases and statistics for those types of chronic diseases other than the selected types were not presented, the overall number of persons with chronic diseases is not equal to the sum of the number of persons with individual selected types of chronic diseases.

表 7.1b 按年齡及性別劃分的長期病患者數目
Table 7.1b Persons with chronic diseases by age and sex

	長期病患者 Persons with chronic diseases									整體人口 Total population
	男 Male			女 Female			合計 Overall			
年齡組別 Age group	人數 No. of persons ('000)	百分比 %	比率* Rate*	人數 No. of persons ('000)	百分比 %	比率* Rate*	人數 No. of persons ('000)	百分比 %	比率* Rate*	百分比 %
< 15	19.5	2.3	4.4	13.9	1.5	3.3	33.4	1.9	3.8	11.6
15 - 29	20.5	2.4	3.7	19.3	2.0	3.3	39.8	2.2	3.5	15.2
30 - 39	29.2	3.5	6.3	30.1	3.2	4.4	59.3	3.3	5.1	15.5
40 - 49	59.7	7.1	12.7	68.9	7.2	10.1	128.5	7.1	11.2	15.4
50 - 59	146.7	17.4	27.0	175.6	18.4	26.6	322.3	17.9	26.8	16.1
60 - 64	125.4	14.9	42.8	126.5	13.2	42.4	251.9	14.0	42.6	7.9
65 - 69	122.2	14.5	54.6	122.6	12.8	53.3	244.8	13.6	53.9	6.1
≥ 70	320.7	38.0	76.5	398.2	41.7	80.0	719.0	40.0	78.4	12.3
合計@ Overall@	844.0	100.0 (46.9)	24.7	955.1	100.0 (53.1)	23.5	1 799.1	100.0 (100.0)	24.1	100.0
年齡中位數（歲） Median age (years)		65			66			66		45

註釋： * 在個別年齡及性別組別中佔所有人士的百分比。例如，在所有年齡小於15歲的男性中，4.4%為長期病患者。

@ 括號內的數字顯示在所有長期病患者中所佔的百分比。

Notes: * As a percentage of all persons in the respective age and sex sub-groups. For example, among all males aged below 15, 4.4% were persons with chronic diseases.

@ Figures in brackets represent the percentages in respect of all persons with chronic diseases.

表 7.1c 按年齡及選定的長期病患類別劃分的長期病患者數目
Table 7.1c Persons with chronic diseases by age and selected type of chronic diseases

	選定的長期病患類別# Selected type of chronic diseases#								
	高血壓 Hypertension			糖尿病 Diabetes mellitus			膽固醇過高 Hypercholesterolemia (high cholesterol)		
年齡組別 Age group	人數 No. of persons ('000)	百分比 %	比率* Rate*	人數 No. of persons ('000)	百分比 %	比率* Rate*	人數 No. of persons ('000)	百分比 %	比率* Rate*
< 30	‡	‡	‡	‡	‡	‡	‡	‡	‡
30 - 39	9.9	1.1	0.9	3.8	1.0	0.3	2.7	0.7	0.2
40 - 49	31.3	3.3	2.7	15.3	4.0	1.3	14.2	3.7	1.2
50 - 59	149.5	15.9	12.4	62.1	16.0	5.2	57.1	14.9	4.7
60 - 64	135.0	14.4	22.8	53.4	13.8	9.0	66.6	17.4	11.3
65 - 69	138.2	14.7	30.4	56.9	14.6	12.5	65.8	17.2	14.5
≥ 70	475.3	50.6	51.8	196.2	50.5	21.4	176.9	46.1	19.3
合計 Overall	939.8	100.0	12.6	388.1	100.0	5.2	383.4	100.0	5.1
年齡中位數（歲） Median age (years)		70			70			68	

註釋： # 按在所有長期病患者中，最普遍被提及的長期病患類別揀選。
* 在個別年齡組別中佔所有人士的百分比。例如，在所有30 - 39歲人士中，0.9%為患有高血壓的人士。
‡ 由於抽樣誤差甚大，數目少於1 500的估計（包括數值為零的數字）或基於這些估計而編製的相關統計數字（如百分比）不予公布。

Notes: # The types of chronic diseases most commonly cited by all persons with chronic diseases were selected.
* As a percentage of all persons in the respective age groups. For example, among all persons aged 30 - 39, 0.9% were persons with hypertension.
‡ Estimates less than 1 500 (including zero figures) and related statistics derived based on such estimates (e.g. percentages) are not released due to very large sampling errors.

（待續）
(To be cont'd)

表 7.1c（續） 按年齡及選定的長期病患類別劃分的長期病患者數目
Table 7.1c (Cont'd) Persons with chronic diseases by age and selected type of chronic diseases

	選定的長期病患類別#（續） Selected type of chronic diseases# (Cont'd)								
	心臟病 Heart diseases			白內障 Cataract			退化性關節炎 Degenerative arthritis		
年齡組別 Age group	人數 No. of persons ('000)	百分比 %	比率* Rate*	人數 No. of persons ('000)	百分比 %	比率* Rate*	人數 No. of persons ('000)	百分比 %	比率* Rate*
< 30	3.3	2.0	0.2	‡	‡	‡	‡	‡	‡
30 - 39	‡	‡	‡	‡	‡	‡	‡	‡	‡
40 - 49	5.4	3.4	0.5	‡	‡	‡	3.1	3.0	0.3
50 - 59	19.9	12.3	1.7	5.7	4.4	0.5	11.6	11.0	1.0
60 - 64	25.0	15.4	4.2	7.2	5.6	1.2	16.5	15.7	2.8
65 - 69	24.0	14.8	5.3	16.7	13.0	3.7	14.7	13.9	3.2
≥ 70	83.1	51.3	9.1	98.0	76.3	10.7	58.4	55.3	6.4
合計 Overall	161.9	100.0	2.2	128.5	100.0	1.7	105.6	100.0	1.4
年齡中位數（歲） Median age (years)		70			78			70	

註釋： # 按在所有長期病患者中，最普遍被提及的長期病患類別揀選。
* 在個別年齡組別中佔所有人士的百分比。例如，在所有年齡小於30歲人士中，0.2%為患有心臟病的人士。
‡ 由於抽樣誤差甚大，數目少於1 500的估計（包括數值為零的數字）或基於這些估計而編製的相關統計數字（如百分比）不予公布。

Notes: # The types of chronic diseases most commonly cited by all persons with chronic diseases were selected.
* As a percentage of all persons in the respective age groups. For example, among all persons aged below 30, 0.2% were persons with heart diseases.
‡ Estimates less than 1 500 (including zero figures) and related statistics derived based on such estimates (e.g. percentages) are not released due to very large sampling errors.

（待續）
(To be cont'd)

表 7.1c（續） 按年齡及選定的長期病患類別劃分的長期病患者數目
Table 7.1c (Cont'd) Persons with chronic diseases by age and selected type of chronic diseases

	選定的長期病患類別#（續） Selected type of chronic diseases# (Cont'd)								
	癌症 Cancer			甲狀腺疾病 Thyroid diseases			抑鬱症 Depression		
年齡組別 Age group	人數 No. of persons ('000)	百分比 %	比率* Rate*	人數 No. of persons ('000)	百分比 %	比率* Rate*	人數 No. of persons ('000)	百分比 %	比率* Rate*
< 30	‡	‡	‡	1.7	2.6	0.1	5.2	8.0	0.3
30 - 39	1.8	1.9	0.2	6.4	9.7	0.6	5.8	8.9	0.5
40 - 49	7.8	8.3	0.7	9.9	15.1	0.9	9.8	15.1	0.9
50 - 59	20.7	22.2	1.7	17.7	26.9	1.5	12.1	18.7	1.0
60 - 64	16.5	17.7	2.8	8.7	13.2	1.5	9.1	14.1	1.5
65 - 69	12.9	13.8	2.8	6.9	10.5	1.5	7.5	11.6	1.7
≥ 70	32.6	35.0	3.6	14.6	22.1	1.6	15.3	23.6	1.7
合計 Overall	93.3	100.0	1.2	65.9	100.0	0.9	64.8	100.0	0.9
年齡中位數（歲） Median age (years)		64			57			59	

註釋： # 按在所有長期病患者中，最普遍被提及的長期病患類別揀選。
* 在個別年齡組別中佔所有人士的百分比。例如，在所有30 - 39歲人士中，0.2%為患有癌症的人士。
‡ 由於抽樣誤差甚大，數目少於1 500的估計（包括數值為零的數字）或基於這些估計而編製的相關統計數字（如百分比）不予公布。

Notes: # The types of chronic diseases most commonly cited by all persons with chronic diseases were selected.
* As a percentage of all persons in the respective age groups. For example, among all persons aged 30 - 39, 0.2% were persons with cancer.
‡ Estimates less than 1 500 (including zero figures) and related statistics derived based on such estimates (e.g. percentages) are not released due to very large sampling errors.

（待續）
(To be cont'd)

表 7.1c（續） 按年齡及選定的長期病患類別劃分的長期病患者數目
Table 7.1c (Cont'd) Persons with chronic diseases by age and selected type of chronic diseases

	選定的長期病患類別#（續） Selected type of chronic diseases# (Cont'd)								
	中風 Cerebrovascular diseases (stroke)			呼吸系統疾病 Diseases of respiratory system			認知障礙症 Dementia		
年齡組別 Age group	人數 No. of persons ('000)	百分比 %	比率* Rate*	人數 No. of persons ('000)	百分比 %	比率* Rate*	人數 No. of persons ('000)	百分比 %	比率* Rate*
< 30	‡	‡	‡	6.1	10.3	0.3	‡	‡	‡
30 - 39	‡	‡	‡	3.1	5.3	0.3	‡	‡	‡
40 - 49	1.6	2.6	0.1	2.4	4.0	0.2	‡	‡	‡
50 - 59	6.6	10.5	0.5	8.2	13.8	0.7	‡	‡	‡
60 - 64	7.6	12.2	1.3	8.8	14.9	1.5	‡	‡	‡
65 - 69	8.6	13.7	1.9	5.6	9.5	1.2	‡	‡	‡
≥ 70	37.0	59.2	4.0	25.2	42.3	2.7	46.3	93.5	5.0
合計 Overall	62.5	100.0	0.8	59.5	100.0	0.8	49.5	100.0	0.7
年齡中位數（歲） Median age (years)		74			65			86	

註釋： # 按在所有長期病患者中，最普遍被提及的長期病患類別揀選。
* 在個別年齡組別中佔所有人士的百分比。例如，在所有40 - 49歲人士中，0.1%為患有中風的人士。
‡ 由於抽樣誤差甚大，數目少於1 500的估計（包括數值為零的數字）或基於這些估計而編製的相關統計數字（如百分比）不予公布。

Notes: # The types of chronic diseases most commonly cited by all persons with chronic diseases were selected.
* As a percentage of all persons in the respective age groups. For example, among all persons aged 40 - 49, 0.1% were persons with cerebrovascular diseases (stroke).
‡ Estimates less than 1 500 (including zero figures) and related statistics derived based on such estimates (e.g. percentages) are not released due to very large sampling errors.

（待續）
(To be cont'd)

表 7.1c（續） 按年齡及選定的長期病患類別劃分的長期病患者數目
Table 7.1c (Cont'd) Persons with chronic diseases by age and selected type of chronic diseases

	選定的長期病患類別[#]（續）Selected type of chronic diseases[#] (Cont'd)			所有長期病患者[@] All persons with chronic diseases[@]			整體人口 Total population
	前列腺毛病 Prostate diseases						
年齡組別 Age group	人數 No. of persons ('000)	百分比 %	比率* Rate*	人數 No. of persons ('000)	百分比 %	比率* Rate*	百分比 %
< 30	‡	‡	‡	73.2	4.1	3.6	26.9
30 - 39	‡	‡	‡	59.3	3.3	5.1	15.5
40 - 49	‡	‡	‡	128.5	7.1	11.2	15.4
50 - 59	‡	‡	‡	322.3	17.9	26.8	16.1
60 - 64	4.7	10.3	0.8	251.9	14.0	42.6	7.9
65 - 69	7.6	16.7	1.7	244.8	13.6	53.9	6.1
≥ 70	32.1	70.6	3.5	719.0	40.0	78.4	12.3
合計 Overall	45.5	100.0	0.6	1 799.1	100.0	24.1	100.0
年齡中位數（歲） Median age (years)		75			66		45

註釋： # 按在所有長期病患者中，最普遍被提及的長期病患類別揀選。
@ 一名人士可能有多於一種長期病患類別及在選定的長期病患類別以外的類別的統計數據並沒有列載，長期病患者的合計數目與個別選定的長期病患類別人士數目的總和不同。
* 在個別年齡組別中佔所有人士的百分比。例如，在所有60 - 64歲人士中，0.8%為患有前列腺毛病的人士。
‡ 由於抽樣誤差甚大，數目少於1 500的估計（包括數值為零的數字）或基於這些估計而編製的相關統計數字（如百分比）不予公布。

Notes: # The types of chronic diseases most commonly cited by all persons with chronic diseases were selected.
@ As a person might have more than one selected type of chronic diseases and statistics for those types of chronic diseases other than the selected types were not presented, the overall number of persons with chronic diseases is not equal to the sum of the number of persons with individual selected types of chronic diseases.
* As a percentage of all persons in the respective age groups. For example, among all persons aged 60 - 64, 0.8% were persons with prostate diseases.
‡ Estimates less than 1 500 (including zero figures) and related statistics derived based on such estimates (e.g. percentages) are not released due to very large sampling errors.

表 7.1d 按婚姻狀況／教育程度劃分的長期病患者數目
Table 7.1d Persons with chronic diseases by marital status / educational attainment

婚姻狀況／教育程度 Marital status / Educational attainment	長期病患者 Persons with chronic diseases 人數 No. of persons ('000)	百分比 %	整體人口 Total population 百分比 %
婚姻狀況 Marital status			
從未結婚 Never married	242.5	13.5	37.4
已婚 Currently married	1 122.2	62.4	51.5
喪偶／分居／離婚 Widowed/separated/divorced	434.4	24.1	11.1
教育程度 Educational attainment			
未受教育／學前教育 No schooling / pre-primary	202.7	11.3	8.1
小學 Primary	532.7	29.6	17.7
初中／高中 Lower/upper secondary	789.9	43.9	44.0
專上教育 Post-secondary			
非學位 Non-degree	87.2	4.8	7.9
學位 Degree	186.7	10.4	22.3
總計 Total	1 799.1	100.0	100.0

表 7.1e 按居住地區劃分的長期病患者數目
Table 7.1e Persons with chronic diseases by area of residence

居住地區 Area of residence	長期病患者 Persons with chronic diseases 人數 No. of persons ('000)	百分比 %	整體人口 Total population 百分比 %
香港島[1] Hong Kong Island[1]	294.3	16.4	16.4
九龍東[2] Kowloon East[2]	384.1	21.3	20.5
九龍西[3] Kowloon West[3]	172.7	9.6	10.2
新界東[4] New Territories East[4]	431.7	24.0	24.0
新界西[5] New Territories West[5]	516.3	28.7	28.9
總計 Total	1 799.1	100.0	100.0

註釋：
(1) 香港島包括中西區、灣仔、東區及南區區議會分區。
(2) 九龍東包括觀塘、黃大仙及九龍城區議會分區。
(3) 九龍西包括油尖旺及深水埗區議會分區。
(4) 新界東包括沙田、西貢、大埔及北區區議會分區。
(5) 新界西包括葵青、荃灣、屯門、元朗及離島區議會分區。

Notes:
(1) Hong Kong Island includes Central and Western, Wan Chai, Eastern and Southern District Council districts.
(2) Kowloon East includes Kwun Tong, Wong Tai Sin and Kowloon City District Council districts.
(3) Kowloon West includes Yau Tsim Mong and Sham Shui Po District Council districts.
(4) New Territories East includes Sha Tin, Sai Kung, Tai Po and North District Council districts.
(5) New Territories West includes Kwai Tsing, Tsuen Wan, Tuen Mun, Yuen Long and Islands District Council districts.

表 7.1f 按房屋類別劃分的長期病患者數目
Table 7.1f Persons with chronic diseases by type of housing

房屋類別 Type of housing	長期病患者 Persons with chronic diseases 人數 No. of persons ('000)	百分比 %	整體人口 Total population 百分比 %
公營租住房屋 Public rental housing	607.9	33.8	29.4
私人房屋* Private housing*	782.1	43.5	52.9
資助自置居所房屋# Subsidised home ownership housing#	321.6	17.9	15.1
其他永久性房屋^ Other permanent housing^	87.5	4.9	2.5
總計 Total	1 799.1	100.0	100.0

註釋：
* 包括私人房屋、香港房屋協會的市區改善計劃下興建的屋宇單位、別墅／平房／新型村屋、簡單磚石蓋搭建築物／傳統村屋及私人臨時房屋。可在公開市場買賣的資助出售單位亦包括在內。
# 包括香港房屋委員會的居者有其屋計劃、中等入息家庭房屋計劃、私人機構參建居屋計劃、綠表置居計劃、可租可買計劃及重建置業計劃下興建的屋宇單位，以及租者置其屋計劃下出售的屋宇單位。亦包括香港房屋協會的住宅發售計劃、夾心階層住屋計劃及資助出售房屋項目下興建的屋宇單位；及市區重建局資助出售房屋計劃的屋宇單位。可在公開市場買賣的資助出售單位，則不包括在內。
^ 包括酒店、旅舍、宿舍及非居住用途樓宇內的屋宇單位。

Notes:
* Includes private housing blocks, flats built under the Urban Improvement Scheme of the Hong Kong Housing Society, villas / bungalows / modern village houses, simple stone structures / traditional village houses and private temporary housing. Subsidised sale flats that can be traded in open market are also put under this category.
# Includes flats built under the Home Ownership Scheme, Middle Income Housing Scheme, Private Sector Participation Scheme, Green Form Subsidised Home Ownership Scheme, Buy or Rent Option Scheme and Mortgage Subsidy Scheme, and flats sold under the Tenants Purchase Scheme of the Hong Kong Housing Authority. Also includes flats built under the Flat for Sale Scheme, Sandwich Class Housing Scheme and Subsidised Sale Flats Projects of the Hong Kong Housing Society; and flats in Urban Renewal Authority Subsidised Sale Flats Scheme. Subsidised sale flats that can be traded in open market are excluded.
^ Includes quarters in hotels, hostels, dormitories and non-residential buildings.

表 7.1g 按年齡／經濟活動身分劃分的長期病患者數目
Table 7.1g Persons with chronic diseases by age / economic activity status

年齡組別／*經濟活動身分* Age group / *Economic activity status*	長期病患者 Persons with chronic diseases 人數 No. of persons ('000)	百分比 %	整體人口 Total population 百分比 %
年齡15歲及以上 Aged 15 and over	**1 765.7**	**100.0**	**100.0**
從事經濟活動 Economically active	*522.6*	*29.6*	*58.9*
就業人士 Employed persons	505.4	28.6	55.5
失業人士 Unemployed persons	17.2	1.0	3.4
非從事經濟活動 Economically inactive	*1 243.1*	*70.4*	*41.1*
退休人士 Retired persons	927.5	52.5	20.5
料理家務者 Home-makers	145.7	8.3	9.9
學生 Students	12.0	0.7	6.2
其他 Others	157.9	8.9	4.5
年齡18 - 64歲 Aged 18 - 64	**797.3**	**100.0**	**100.0**
從事經濟活動 Economically active	*447.1*	*56.1*	*73.4*
就業人士 Employed persons	430.9	54.0	69.1
失業人士 Unemployed persons	16.2	2.0	4.3
非從事經濟活動 Economically inactive	*350.2*	*43.9*	*26.6*

註釋： 住戶部分的長期病患者專題訪問於2019年8月至9月期間進行，有關長期病患者按經濟活動身分劃分的數字主要反映統計時的狀況。當中，15歲及以上和18 - 64歲的長期病患者的失業率分別為3.3%及3.6%。至於2019年第3季的整體人口中相應年齡組別的失業率（不經季節性調整）分別為3.0%及 3.1%。

Note: The special topic enquiry on persons with chronic diseases in households was conducted during August to September 2019 and the figures of persons with chronic diseases by economic activity status reflected the situation at the time of enumeration. The unemployment rates of persons aged 15 and over and aged 18 - 64 with chronic diseases were 3.3% and 3.6% respectively. As for the total population in the third quarter of 2019, the unemployment rates (not seasonally adjusted) of persons in the corresponding age groups were 3.0% and 3.1% respectively.

表 7.2a 按年齡及性別劃分的就業長期病患者數目
Table 7.2a Employed persons with chronic diseases by age and sex

	就業長期病患者 Employed persons with chronic diseases						整體就業人口 Total employed population
	男 Male		女 Female		總計 Total		
年齡組別 Age group	人數 No. of persons ('000)	百分比 %	人數 No. of persons ('000)	百分比 %	人數 No. of persons ('000)	百分比 %	百分比 %
15 - 29	8.3	2.8	8.3	4.1	16.6	3.3	16.3
30 - 39	20.9	6.9	19.9	9.7	40.8	8.1	25.7
40 - 49	48.2	16.0	34.5	16.9	82.7	16.4	24.3
50 - 59	106.2	35.3	83.8	41.0	190.0	37.6	22.3
60 - 64	62.3	20.7	38.5	18.8	100.7	19.9	7.2
65 - 69	34.6	11.5	16.1	7.9	50.6	10.0	2.9
≥ 70	20.4	6.8	3.5	1.7	23.9	4.7	1.2
總計* Total*	300.8	100.0 (59.5)	204.6	100.0 (40.5)	505.4	100.0 (100.0)	100.0
年齡中位數（歲） Median age (years)	57		55		56		42

註釋： * 括號內的數字顯示在所有15歲及以上就業長期病患者中所佔的百分比。

Note: * Figures in brackets represent the percentages in respect of all employed persons aged 15 and over with chronic diseases.

表 7.2b 按婚姻狀況／教育程度劃分的就業長期病患者數目
Table 7.2b Employed persons with chronic diseases by marital status / educational attainment

婚姻狀況／教育程度 Marital status / Educational attainment	就業長期病患者 Employed persons with chronic diseases 人數 No. of persons ('000)	百分比 %	整體就業人口 Total employed population 百分比 %
婚姻狀況 Marital status			
從未結婚 Never married	97.6	19.3	32.6
已婚 Currently married	352.4	69.7	60.0
喪偶／分居／離婚 Widowed/separated/divorced	55.3	10.9	7.5
教育程度 Educational attainment			
未受教育／學前教育 No schooling / pre-primary	7.7	1.5	0.8
小學 Primary	85.9	17.0	7.4
初中／高中 Lower/upper secondary	276.4	54.7	48.1
專上教育 Post-secondary			
非學位 Non-degree	34.7	6.9	10.4
學位 Degree	100.7	19.9	33.2
總計 Total	505.4	100.0	100.0

表 7.2c 按行業劃分的就業長期病患者數目
Table 7.2c Employed persons with chronic diseases by industry

行業 Industry	就業長期病患者 Employed persons with chronic diseases 人數 No. of persons ('000)	百分比 %	整體就業人口 Total employed population 百分比 %
製造 Manufacturing	21.1	4.2	2.8
建造 Construction	48.7	9.6	8.5
進出口貿易及批發 Import/export trade and wholesale	50.8	10.0	8.9
零售、住宿及膳食服務 Retail, accommodation and food services	85.0	16.8	14.1
運輸、倉庫、郵政及速遞服務、資訊及通訊 Transportation, storage, postal and courier services, information and communications	65.7	13.0	11.8
金融、保險、地產、專業及商用服務 Financing, insurance, real estate, professional and business services	120.4	23.8	23.1
公共行政、社會及個人服務 Public administration, social and personal services	109.5	21.7	30.2
其他行業 Other industries	4.3	0.9	0.6
總計 Total	505.4	100.0	100.0

表 7.2d 按職業劃分的就業長期病患者數目
Table 7.2d Employed persons with chronic diseases by occupation

職業 Occupation	就業長期病患者 Employed persons with chronic diseases 人數 No. of persons ('000)	百分比 %	整體就業人口 Total employed population 百分比 %
經理及行政級人員 Managers and administrators	60.7	12.0	10.8
專業人員及輔助專業人員 Professionals and associate professionals	120.7	23.9	30.5
文書支援人員 Clerical support workers	45.5	9.0	12.5
服務工作及銷售人員 Service and sales workers	78.6	15.5	14.8
工藝及有關人員 Craft and related workers	37.8	7.5	6.2
機台及機器操作員及裝配員 Plant and machine operators and assemblers	38.5	7.6	4.4
非技術工人 Elementary occupations	123.6	24.5	20.6
其他職業 Other occupations	‡	‡	0.1
總計 Total	505.4	100.0	100.0

註釋： ‡ 由於抽樣誤差甚大，數目少於1 500的估計（包括數值為零的數字）或基於這些估計而編製的相關統計數字（如百分比）不予公布。

Note: ‡ Estimates less than 1 500 (including zero figures) and related statistics derived based on such estimates (e.g. percentages) are not released due to very large sampling errors.

表 7.2e 按每月就業收入劃分的就業長期病患者數目
Table 7.2e Employed persons with chronic diseases by monthly employment earnings

每月就業收入（港元） Monthly employment earnings (HK$)	就業長期病患者 Employed persons with chronic diseases 人數 No. of persons ('000)	百分比 %	整體就業人口 Total employed population 百分比 %
< 4,000#	33.3	6.6	3.7
4,000 - 6,999	40.9	8.1	12.5
7,000 - 9,999	45.0	8.9	5.6
10,000 - 14,999	108.3	21.4	16.8
15,000 - 19,999	73.6	14.6	16.9
20,000 - 29,999	89.8	17.8	18.0
≥ 30,000	114.5	22.7	26.6
總計 Total	505.4	100.0	100.0
每月就業收入中位數（港元） Median monthly employment earnings (HK$)	16,000		17,700

註釋： # 大部份每月就業收入少於$4,000的就業長期病患者從事部分時間制工作。

Note: # Majority of those earning less than $4,000 per month were working on part-time basis.

8 殘疾及長期病患對日常生活的影響
Impact of disabilities and chronic diseases on day-to-day living

8.1 本章的焦點是分析殘疾及長期病患對殘疾人士及長期病患者在日常生活的影響。殘疾人士及長期病患者會被問及其自我評估的整體健康狀況。然後，殘疾人士及因長期病患令其在日常生活有困難或正在使用輔助儀器的長期病患者（以下簡稱為「有特定需要的長期病患者」）會被問及有否因其殘疾及長期病患而導致在下列日常生活方面遇到困難：

(a) 在學校學習（適用於學生）；

(b) 工作（適用於從事經濟活動者）；

(c) 居住環境；

(d) 醫療／復康服務；

(e) 社區生活；

(f) 出外活動；及

(g) 打理家務（適用於 15 歲及以上人士）。

居住在住戶內的 15 - 64 歲非從事經濟活動殘疾人士及有特定需要的長期病患者亦會被問及會否考慮接受一份合適工作；若會，主要考慮因素為何；若否，主要原因為何。

8.1 The focus of this Chapter is to analyse the impact of disabilities and chronic diseases on the day-to-day living of persons with disabilities and persons with chronic diseases. Persons with disabilities and persons with chronic diseases were asked about the self-perceived general health condition. Then, persons with disabilities and persons with chronic diseases who were encountering difficulty in day-to-day living or using assistive device due to their chronic diseases (referred to as "persons with chronic diseases who had specific needs") were asked whether they had difficulty in the following aspects related to their day-to-day living due to their disabilities and chronic diseases:

(a) studying at school (applicable to students);

(b) work (applicable to those who were economically active);

(c) living environment;

(d) medical care / rehabilitation service;

(e) community life;

(f) going out; and

(g) doing housework (applicable to those aged 15 and over).

Economically inactive persons aged 15 - 64 with disabilities and those with chronic diseases who had specific needs residing in households were also asked whether they would consider accepting a suitable job; if yes, of the main consideration; if not, the main reason for that.

多於一種殘疾類別的影響

8.2 由於一名人士可能有多於一種選定殘疾類別，因此其殘疾對日常生活的影響不一定只受單一種殘疾類別影響。對於本章列載的統計調查結果，尤其是按不同殘疾類別的分析，必須謹慎闡釋。表 8.1 - 8.10c 括號內的數字列載有關只有單一種殘疾類別的人士的統計調查結果，以供參考。概括而言，只有單一種殘疾類別的人士相對地較小比例表示其日常生活受殘疾影響。由於智障並不包括在本章的分析中，部分只有單一種殘疾類別的人士，可能同時有智障

Effect of multiple disabilities

8.2 Since a person might have more than one selected type of disability, the impact of disabilities on his/her day-to-day living might not be owing to single disability. Therefore, caution should be taken when interpreting the survey results presented in this Chapter, especially for the analysis by selected type of disability. The survey results pertaining to persons with single disability were also given in brackets in Tables 8.1 - 8.10c for reference. Broadly speaking, a lower proportion of persons with single disability said that their day-

的情況。

to-day living was affected by their disabilities. Since intellectual disability (ID) was not included in the analysis of this Chapter, some persons with single disability might have the condition of ID at the same time.

殘疾及長期病患對日常生活的影響

Impact of disabilities and chronic diseases on day-to-day living

在日常生活中有否困難

8.3 在 534 200 名殘疾人士中，約 117 600 人（22.0%）表示因其殘疾而令其在日常生活有很大困難。另外 257 600 人（48.2%）稱有少許困難。至於 1 799 100 名長期病患者中，約 132 300 人（7.4%）在日常生活中有很大困難及 426 100 人（23.7%）有少許困難。 （表 8.1）

8.4 按選定的殘疾類別分析，溝通能力有困難人士因其殘疾而令其在日常生活有困難的百分比最高，達 94.5%；其次為身體活動能力受限制人士（88.1%）。 （表 8.1）

Whether had difficulty in day-to-day living

8.3 Of the 534 200 persons with disabilities, some 117 600 persons (22.0%) indicated that they had a lot of difficulty in day-to-day living due to their disabilities. Another 257 600 persons (48.2%) said that they had some difficulty. As for the 1 799 100 persons with chronic diseases, 132 300 persons (7.4%) had a lot of difficulty and 426 100 persons (23.7%) had some difficulty in day-to-day living. (Table 8.1)

8.4 Analysed by selected type of disability, the proportion of persons who had difficulty in day-to-day living due to their disabilities was the highest for persons with communication difficulty, at 94.5%, followed by persons with restriction in body movement (88.1%). (Table 8.1)

自我評估的整體健康狀況

8.5 在 534 200 名殘疾人士中，約 133 700 人（25.0%）表示其自我評估的整體健康狀況為差／很差及 255 100 人（47.8%）表示其整體健康狀況為一般。至於 1 799 100 名長期病患者中，約 341 700 人（19.0%）表示其整體健康狀況為差／很差及 951 200 人（52.9%）表示其整體健康狀況為一般。 （表 8.2）

8.6 按選定的殘疾類別分析，溝通能力有困難人士的整體健康狀況為一般／差／很差的百分比最高，達 88.4%；其次為身體活動能力受限制人士（88.1%）。 （表 8.2）

8.7 以下各段有關長期病患者的分析包括因其長期病患而令其在日常生活有困難或正在

Self-perceived general health condition

8.5 Among the 534 200 persons with disabilities, some 133 700 persons (25.0%) claimed that their self-perceived general health condition was bad / very bad, and 255 100 persons (47.8%) claimed that their general health condition was fair. As for the 1 799 100 persons with chronic diseases, 341 700 persons (19.0%) claimed that their general health condition was bad / very bad and 951 200 persons (52.9%) claimed that their general health condition was fair. (Table 8.2)

8.6 Analysed by selected type of disability, the proportion of persons whose general health condition was fair / bad / very bad was the highest for persons with communication difficulty, at 88.4%, followed by persons with restriction in body movement (88.1%). (Table 8.2)

8.7 The analysis in the ensuing paragraphs covered those persons with chronic diseases who were encountering difficulty in day-to-day living or

使用輔助儀器的長期病患者（以下簡稱為有特定需要的長期病患者）。根據此定義，有特定需要的長期病患者約有 658 300 人（佔所有長期病患者的 36.6%）。

using assistive devices due to their long-term health problems (referred hereafter as persons with chronic diseases who had specific needs). According to this definition, there were some 658 300 persons with chronic diseases who had specific needs (constituting 36.6% of all persons with chronic diseases).

在學校學習是否遇到困難

Whether had difficulty in studying at school

8.8 在 66 300 名殘疾學生中，約 2 200 人（3.4%）表示因其殘疾而令其在學校學習遇到很大困難；另 22 100 人（33.4%）表示遇到少許困難。而在 21 200 名有特定需要的長期病患學生中，3 800 人（18.1%）表示因其長期病患而令其在學校學習遇到很大困難及 6 100 人（28.8%）表示遇到少許困難。 （表 8.3）

8.8 Among the 66 300 students with disabilities, 2 200 persons (3.4%) indicated that they had a lot of difficulty in studying at school due to their disabilities, another 22 100 persons (33.4%) reported to have some difficulty. For the 21 200 students with chronic diseases who had specific needs, 3 800 persons (18.1%) reported that they had a lot of difficulty in studying at school due to their long-term health problems and 6 100 persons (28.8%) indicated to have some difficulty. (Table 8.3)

8.9 按選定的殘疾類別分析，有注意力不足／過度活躍症人士因其殘疾而令其在學校學習遇到困難的百分比最高，達 42.3%；其次為溝通能力有困難人士（38.5%）。 （表 8.3）

8.9 Analysed by selected type of disability, the proportion of persons who had difficulty in studying at school due to their disabilities was the highest for persons with Attention Deficit / Hyperactivity Disorder (AD/HD), at 42.3%, followed by persons with communication difficulty (38.5%). (Table 8.3)

在工作上是否遇到困難

Whether had difficulty at work

8.10 在 96 900 名從事經濟活動殘疾人士中，4 200 人（4.3%）表示因其殘疾而令其在工作上遇到很大困難，及 21 800 人（22.5%）遇到少許困難。至於 85 400 名從事經濟活動及有特定需要的長期病患者中，4 900 人（5.8%）表示因其長期病患而令其在工作上遇到很大困難，及 24 200 人（28.3%）遇到少許困難。 （表 8.4）

8.10 Among the 96 900 economically active persons with disabilities, 4 200 persons (4.3%) indicated that they had a lot of difficulty at work due to their disabilities and 21 800 persons (22.5%) had some difficulty. As for the 85 400 economically active persons with chronic diseases who had specific needs, 4 900 persons (5.8%) reported that they had a lot of difficulty at work due to their long-term health problems and 24 200 persons (28.3%) had some difficulty. (Table 8.4)

8.11 按選定的殘疾類別分析，溝通能力有困難人士因其殘疾而令其在工作上遇到困難的百分比最高，達 65.5%，其次是身體活動能力受限制人士（52.2%）。 （表 8.4）

8.11 Analysed by selected type of disability, the proportion of persons who had difficulty at work due to their disabilities was the highest for persons with communication difficulty, at 65.5%, followed by persons with restriction in body movement (52.2%). (Table 8.4)

在居住環境是否遇到困難

8.12 在 534 200 名殘疾人士中，12 300 人（2.3%）表示因其殘疾而令其在居住環境遇到很大困難；另外，34 700 人（6.5%）表示遇到少許困難。至於 658 300 名有特定需要的長期病患者中，19 800 人（3.0%）表示因其長期病患而令其在居住環境遇到很大困難；另外，50 500 人（7.7%）表示遇到少許困難。 （表 8.5）

8.13 按選定的殘疾類別分析，溝通能力有困難人士因其殘疾而令其在居住環境遇到困難的百分比最高，達 19.0%；其次為身體活動能力受限制人士（15.5%）。 （表 8.5）

Whether had difficulty in living environment

8.12 Among the 534 200 persons with disabilities, 12 300 persons (2.3%) had a lot of difficulty in living environment due to their disabilities. Another 34 700 persons (6.5%) claimed that they had some difficulty. As for the 658 300 persons with chronic diseases who had specific needs, 19 800 persons (3.0%) had a lot of difficulty in living environment due to their long-term health problems. Another 50 500 persons (7.7%) reported to have some difficulty. (Table 8.5)

8.13 Analysed by selected type of disability, the proportion of persons who had difficulty in living environment due to their disabilities was the highest for persons with communication difficulty, at 19.0%, followed by persons with restriction in body movement (15.5%). (Table 8.5)

在醫療／復康服務是否遇到困難

8.14 在 534 200 名殘疾人士中，60 000 人（11.2%）表示因其殘疾而令其在醫療／復康服務遇到很大困難；另外，163 700 人（30.6%）表示遇到少許困難。而在 658 300 名有特定需要的長期病患者中，86 200 人（13.1%）表示因其長期病患而令其在醫療／復康服務遇到很大困難；另外，211 400 人（32.1%）表示遇到少許困難。 （表 8.6）

8.15 按選定的殘疾類別分析，溝通能力有困難人士因其殘疾而令其在醫療／復康服務遇到困難的百分比最高，達 58.8%；其次為身體活動能力受限制人士（54.3%）。 （表 8.6）

Whether had difficulty in medical care / rehabilitation service

8.14 Among the 534 200 persons with disabilities, 60 000 persons (11.2%) had a lot of difficulty in medical care / rehabilitation service due to their disabilities. Another 163 700 persons (30.6%) claimed that they had some difficulty. As for the 658 300 persons with chronic diseases who had specific needs, 86 200 persons (13.1%) had a lot of difficulty in medical care / rehabilitation service due to their long-term health problems. Another 211 400 persons (32.1%) reported to have some difficulty. (Table 8.6)

8.15 Analysed by selected type of disability, the proportion of persons who had difficulty in medical care / rehabilitation service due to their disabilities was the highest for persons with communication difficulty, at 58.8%, followed by persons with restriction in body movement (54.3%). (Table 8.6)

在社區生活是否遇到困難

8.16 在 534 200 名殘疾人士中，84 300 人（15.8%）表示因其殘疾而令其在社區生活遇到很大困難／完全不能做到；另外，137 500 人（25.7%）表示遇到少許困難。至於 658 300 名有特定需要的長期病患者中，93 600 人（14.2%）

Whether had difficulty in community life

8.16 Among the 534 200 persons with disabilities, 84 300 persons (15.8%) had a lot of difficulty in community life / cannot do that at all due to their disabilities. Another 137 500 persons (25.7%) claimed that they had some difficulty. As for the 658 300 persons with chronic diseases who

表示因其長期病患而令其在社區生活遇到很大困難／完全不能做到；另外，137 300 人（20.9%）表示遇到少許困難。 （表 8.7）

had specific needs, 93 600 persons (14.2%) had a lot of difficulty in community life / cannot do that at all due to their long-term health problems. Another 137 300 persons (20.9%) reported to have some difficulty. (Table 8.7)

8.17 按選定的殘疾類別分析，溝通能力有困難人士因其殘疾而令其在社區生活遇到困難的百分比最高，達 75.0%；其次為身體活動能力受限制人士（60.7%）。 （表 8.7）

8.17 Analysed by selected type of disability, the proportion of persons who had difficulty in community life due to their disabilities was the highest for persons with communication difficulty, at 75.0%, followed by persons with restriction in body movement (60.7%). (Table 8.7)

出外活動是否遇到困難

Whether had difficulty in going out

8.18 在 534 200 名殘疾人士中，112 500 人（21.1%）表示因其殘疾而令其出外活動遇到很大困難／不會出外；另外，186 400 人（34.9%）表示遇到少許困難。至於 658 300 名有特定需要的長期病患者中，120 100 人（18.2%）表示因其長期病患而令其出外活動遇到很大困難／不會出外；另外，273 900 人（41.6%）表示遇到少許困難。 （表 8.8）

8.18 Among the 534 200 persons with disabilities, 112 500 persons (21.1%) had a lot of difficulty in going out / would not go out due to their disabilities. Another 186 400 persons (34.9%) claimed that they had some difficulty. As for the 658 300 persons with chronic diseases who had specific needs, 120 100 persons (18.2%) had a lot of difficulty in going out / would not go out due to their long-term health problems. Another 273 900 persons (41.6%) reported to have some difficulty. (Table 8.8)

8.19 按選定的殘疾類別分析，身體活動能力受限制及溝通能力有困難人士因其殘疾而令其出外活動遇到困難的百分比最高，兩者均為 88.9%。 （表 8.8）

8.19 Analysed by selected type of disability, the proportion of persons who had difficulty in going out due to their disabilities was the highest for persons with restriction in body movement and communication difficulty, both at 88.9%. (Table 8.8)

打理家務是否遇到困難

Whether had difficulty in doing housework

8.20 在 490 800 名 15 歲及以上殘疾人士中，86 800 人（17.7%）表示因其殘疾而令其打理家務遇到很大困難／完全不能做到及 112 300 人（22.9%）遇到少許困難。至於 641 200 名 15 歲及以上有特定需要的長期病患者中，106 700 人（16.6%）表示因其長期病患而令其打理家務遇到很大困難／完全不能做到及 136 000 人（21.2%）遇到少許困難。 （表 8.9）

8.20 Among the 490 800 persons aged 15 and over with disabilities, 86 800 persons (17.7%) claimed that they had a lot of difficulty in doing housework / cannot do that at all and 112 300 persons (22.9%) had some difficulty. As for the 641 200 persons aged 15 and over with chronic diseases who had specific needs, 106 700 persons (16.6%) had a lot of difficulty in doing housework / cannot do that at all due to their long-term health problems and 136 000 persons (21.2%) had some difficulty. (Table 8.9)

8.21 按選定的殘疾類別分析，視覺有困難人士因其殘疾而令其打理家務遇到困難的百分比最高，達 63.0%；其次為身體活動能力受限制人士（60.3%）。 （表 8.9）

8.21 Analysed by selected type of disability, the proportion of persons who had difficulty in doing housework due to their disabilities was the highest for persons with seeing difficulty, at 63.0%,

followed by persons with restriction in body movement (60.3%). (Table 8.9)

會否考慮接受一份合適工作

Whether would consider accepting a suitable job

8.22 在 110 900 名居住在住戶內的 15 - 64 歲非從事經濟活動殘疾人士中，約 13 700 人（12.4%）會考慮接受一份合適工作，其餘 97 100 人（87.6%）則不會考慮接受一份合適工作。至於 117 700 名居住在住戶內的 15 - 64 歲非從事經濟活動及有特定需要的長期病患者而言，約 22 700 人（19.3%）會考慮接受一份合適工作，其餘 94 900 人（80.7%）則不會考慮接受一份合適工作。 （表 8.10a）

8.22 Among those 110 900 economically inactive persons aged 15 - 64 with disabilities residing in households, some 13 700 persons (12.4%) would consider accepting a suitable job, and the remaining 97 100 persons (87.6%) would not consider accepting a suitable job. As for the 117 700 economically inactive persons aged 15 - 64 with chronic diseases who had specific needs residing in households, some 22 700 persons (19.3%) would consider accepting a suitable job, and the remaining 94 900 persons (80.7%) would not consider accepting a suitable job. (Table 8.10a)

8.23 按選定的殘疾類別分析，有精神病／情緒病人士會考慮接受一份合適工作的百分比最高，達 13.6%。 （表 8.10a）

8.23 Analysed by selected type of disability, the proportion of persons who would consider accepting a suitable job was the highest for persons with mental illness / mood disorder, at 13.6%. (Table 8.10a)

接受一份合適工作的主要考慮因素

Main consideration for accepting a suitable job

8.24 在該 13 700 名居住在住戶內會考慮接受一份合適工作的 15 - 64 歲非從事經濟活動殘疾人士中，最普遍提及接受一份合適工作的考慮因素為「彈性的工作時間」（56.9%），其次為「能應付工作需要」（35.5%）、「合理薪金」（33.3%）及「感興趣／可以發揮所長的工作」（30.1%）。至於 22 700 名居住在住戶內會考慮接受一份合適工作的 15 - 64 歲非從事經濟活動及有特定需要的長期病患者而言，最普遍提及接受一份合適工作的考慮因素為「彈性的工作時間」（51.7%），其次為「工作地點鄰近居所／有合適的交通安排」（50.8%）、「合理薪金」（35.8%）及「感興趣／可以發揮所長的工作」（31.3%）。 （表 8.10b）

8.24 Of those 13 700 economically inactive persons aged 15 - 64 with disabilities residing in households and would consider accepting a suitable job, the most commonly cited consideration for accepting a suitable job was “flexible working hours” (56.9%), followed by “could meet the job requirements” (35.5%), “reasonable salary” (33.3%) and “interested job / job that could suit the strength” (30.1%). As for the 22 700 economically inactive persons aged 15 - 64 with chronic diseases who had specific needs residing in households and would consider accepting a suitable job, the most commonly cited consideration for accepting a suitable job was “flexible working hours” (51.7%), followed by “handy work place / with suitable transportation arrangement” (50.8%), “reasonable salary” (35.8%) and “interested job / job that could suit the strength” (31.3%). (Table 8.10b)

8.25 按選定的殘疾類別分析，身體活動能力受限制、有精神病／情緒病及有特殊學習困難人士最普遍提及接受一份合適工作的考慮因素為「彈性的工作時間」，與整體殘疾人士的相同。（表 8.10b）

8.25 Analysed by selected type of disability, the most commonly cited consideration for accepting a suitable job for persons with restriction in body movement, mental illness / mood disorder and Specific Learning Difficulties (SpLD) was "flexible working hours", which was same as that of the overall population with disabilities. (Table 8.10b)

不接受一份合適工作的主要原因

Main reason for not accepting a suitable job

8.26 就該 97 100 名居住在住戶內不會考慮接受一份合適工作的 15 - 64 歲非從事經濟活動殘疾人士中，最普遍提及不接受一份合適工作的原因為「身體狀況差／殘疾」（48.6%），其次為「讀書」（19.1%）、「料理家務」（18.6%）及「退休／年老」（17.1%）。至於 94 900 名居住在住戶內不會考慮接受一份合適工作的 15 - 64 歲非從事經濟活動及有特定需要的長期病患者而言，最普遍提及不接受一份合適工作的原因為「身體狀況差／殘疾」（73.7%），其次為「退休／年老」（25.6%）、「工作環境不配合健康／殘疾情況需要」（24.0%）及「料理家務」（15.0%）。 （表 8.10c）

8.26 For those 97 100 economically inactive persons aged 15 - 64 with disabilities residing in households and would not consider accepting a suitable job, the most commonly cited reason for not accepting a job was "poor health / disability" (48.6%), followed by "studying" (19.1%), "engagement in household duties" (18.6%) and "retirement / old age" (17.1%). As for the 94 900 economically inactive persons aged 15 - 64 with chronic diseases who had specific needs residing in households and would not consider accepting a suitable job, the most commonly cited reason for not accepting a job was "poor health / disability" (73.7%), followed by "retirement / old age" (25.6%), "the needs of health/disability condition could not be met in the working environment" (24.0%) and "engagement in household duties" (15.0%). (Table 8.10c)

8.27 按選定的殘疾類別分析，身體活動能力受限制、視覺有困難、聽覺有困難、溝通能力有困難及有精神病／情緒病人士最普遍提及不接受一份合適工作的原因為「身體狀況差／殘疾」。而有自閉症譜系障礙、有特殊學習困難及有注意力不足／過度活躍症人士最普遍提及不接受一份合適工作的原因則為「讀書」。（表 8.10c）

8.27 Analysed by selected type of disability, the most commonly cited reason for not accepting a suitable job for persons with restriction in body movement, seeing difficulty, hearing difficulty, communication difficulty and mental illness / mood disorder was "poor health / disability". For those persons with Autism Spectrum Disorder, SpLD and AD/HD, the most commonly cited reason for not accepting a suitable job was "studying". (Table 8.10c)

表 8.1 按選定的殘疾類別及是否因其殘疾及長期病患而令其在日常生活有困難劃分的殘疾人士及長期病患者數目

Table 8.1 Persons with disabilities and persons with chronic diseases by selected type of disability and whether had difficulty in day-to-day living due to their disabilities and chronic diseases

選定的殘疾類別* Selected type of disability*	是否因其殘疾及長期病患而令其在日常生活有困難 Whether had difficulty in day-to-day living due to their disabilities and chronic diseases							
	沒有困難 No difficulty		少許困難 Some difficulty		很大困難 A lot of difficulty		總計 Total	
	人數 No. of persons ('000)	百分比 %	人數 No. of persons ('000)	百分比 %	人數 No. of persons ('000)	百分比 %	人數 No. of persons ('000)	百分比 %
身體活動能力受限制 Restriction in body movement	28.9 (23.2)	11.9 (16.7)	115.2 (74.9)	47.2 (54.0)	99.9 (40.7)	40.9 (29.3)	244.0 (138.8)	100.0 (100.0)
視覺有困難 Seeing difficulty	6.3 (4.5)	13.1 (24.9)	26.4 (12.1)	55.5 (66.1)	14.9 (1.6)	31.4 (9.0)	47.6 (18.3)	100.0 (100.0)
聽覺有困難 Hearing difficulty	9.5 (5.8)	19.7 (46.2)	23.0 (6.4)	47.9 (51.2)	15.5 (0.3)	32.3 (2.6)	47.9 (12.5)	100.0 (100.0)
溝通能力有困難 Communication difficulty	2.7 (0.6)	5.5 (16.9)	14.8 (2.2)	30.4 (62.6)	31.2 (0.7)	64.1 (20.6)	48.7 (3.5)	100.0 (100.0)
精神病／情緒病 Mental illness / mood disorder	91.3 (83.9)	35.6 (48.5)	114.8 (80.4)	44.7 (46.5)	50.7 (8.6)	19.7 (5.0)	256.8 (172.9)	100.0 (100.0)
自閉症譜系障礙 Autism Spectrum Disorder	8.1 (4.5)	36.0 (47.5)	12.0 (4.6)	53.6 (49.1)	2.3 (0.3)	10.4 (3.3)	22.4 (9.5)	100.0 (100.0)
特殊學習困難 Specific Learning Difficulties	15.4 (9.3)	43.5 (60.6)	15.2 (5.6)	42.9 (36.4)	4.8 (0.5)	13.5 (2.9)	35.4 (15.4)	100.0 (100.0)
注意力不足／過度活躍症 Attention Deficit / Hyperactivity Disorder	17.7 (9.1)	46.3 (55.2)	18.5 (7.3)	48.6 (44.4)	1.9 (‡)	5.1 (‡)	38.2 (16.5)	100.0 (100.0)
所有殘疾人士（智障人士除外）@ All persons with disabilities (excluding persons with intellectual disability)@	158.9 (140.9)	29.8 (36.4)	257.6 (193.6)	48.2 (50.0)	117.6 (52.8)	22.0 (13.6)	534.2 (387.3)	100.0 (100.0)
長期病患者 Persons with chronic diseases	1 240.7	69.0	426.1	23.7	132.3	7.4	1 799.1	100.0

註釋： * 一名人士可能有多於一種選定殘疾類別。因此他／她在日常生活有困難不一定只受單一種殘疾類別影響。括號內的數字顯示只有單一種殘疾類別的人士的相應數字。

‡ 由於抽樣誤差甚大，數目少於250的估計（包括數值為零的數字）或基於這些估計而編製的相關統計數字（如百分比）不予公布。

@ 一名人士可能有多於一種選定殘疾類別。因此，殘疾人士的合計數目較有個別殘疾類別人士數目的總和為小。

Notes: * A person might have more than one selected type of disability and hence whether he/she had difficulty in day-to-day living might not be owing to single disability. Figures in brackets represent the corresponding figures in respect of persons with single disability.

‡ Estimates less than 250 (including zero figures) and related statistics derived based on such estimates (e.g. percentages) are not released due to very large sampling errors.

@ A person might have more than one selected type of disability and hence the overall number of persons with disabilities is smaller than the sum of the number of persons with individual types of disability.

表 8.2 按選定的殘疾類別及自我評估的整體健康狀況劃分的殘疾人士及長期病患者數目

Table 8.2 Persons with disabilities and persons with chronic diseases by selected type of disability and self-perceived general health condition

	自我評估的整體健康狀況 Self-perceived general health condition							
	好／很好 Good / very good		一般 Fair		差／很差 Bad / very bad		總計 Total	
選定的殘疾類別* Selected type of disability*	人數 No. of persons ('000)	百分比 %	人數 No. of persons ('000)	百分比 %	人數 No. of persons ('000)	百分比 %	人數 No. of persons ('000)	百分比 %
身體活動能力受限制 Restriction in body movement	28.9 (21.3)	11.9 (15.4)	115.6 (74.7)	47.4 (53.8)	99.5 (42.8)	40.8 (30.8)	244.0 (138.8)	100.0 (100.0)
視覺有困難 Seeing difficulty	8.4 (5.6)	17.6 (30.5)	20.9 (9.8)	43.8 (53.5)	18.4 (2.9)	38.5 (16.0)	47.6 (18.3)	100.0 (100.0)
聽覺有困難 Hearing difficulty	9.1 (5.1)	18.9 (41.1)	21.7 (6.4)	45.3 (51.5)	17.2 (0.9)	35.8 (7.3)	47.9 (12.5)	100.0 (100.0)
溝通能力有困難 Communication difficulty	5.6 (1.1)	11.6 (32.9)	17.4 (2.0)	35.7 (57.8)	25.7 (0.3)	52.8 (9.4)	48.7 (3.5)	100.0 (100.0)
精神病／情緒病 Mental illness / mood disorder	67.6 (55.6)	26.3 (32.1)	126.1 (92.9)	49.1 (53.7)	63.1 (24.5)	24.6 (14.2)	256.8 (172.9)	100.0 (100.0)
自閉症譜系障礙 Autism Spectrum Disorder	13.5 (5.9)	60.3 (62.6)	7.7 (3.4)	34.5 (36.3)	1.2 (‡)	5.2 (‡)	22.4 (9.5)	100.0 (100.0)
特殊學習困難 Specific Learning Difficulties	21.2 (10.3)	59.9 (67.2)	11.1 (4.6)	31.5 (30.0)	3.1 (0.4)	8.6 (2.8)	35.4 (15.4)	100.0 (100.0)
注意力不足／過度活躍症 Attention Deficit / Hyperactivity Disorder	26.1 (12.5)	68.4 (75.8)	10.5 (3.7)	27.6 (22.3)	1.5 (0.3)	4.0 (1.8)	38.2 (16.5)	100.0 (100.0)
所有殘疾人士（智障人士除外）@ All persons with disabilities (excluding persons with intellectual disability)@	145.4 (117.5)	27.2 (30.3)	255.1 (197.5)	47.8 (51.0)	133.7 (72.3)	25.0 (18.7)	534.2 (387.3)	100.0 (100.0)
長期病患者 Persons with chronic diseases	506.2	28.1	951.2	52.9	341.7	19.0	1 799.1	100.0

註釋： * 一名人士可能有多於一種選定殘疾類別。因此他／她的自我評估的整體健康狀況不一定只受單一種殘疾類別影響。括號內的數字顯示只有單一種殘疾類別的人士的相應數字。

‡ 由於抽樣誤差甚大，數目少於250的估計（包括數值為零的數字）或基於這些估計而編製的相關統計數字（如百分比）不予公布。

@ 一名人士可能有多於一種選定殘疾類別。因此，殘疾人士的合計數目較有個別殘疾類別人士數目的總和為小。

Notes: * A person might have more than one selected type of disability and hence his/her self-perceived general health condition might not be owing to single disability. Figures in brackets represent the corresponding figures in respect of persons with single disability.

‡ Estimates less than 250 (including zero figures) and related statistics derived based on such estimates (e.g. percentages) are not released due to very large sampling errors.

@ A person might have more than one selected type of disability and hence the overall number of persons with disabilities is smaller than the sum of the number of persons with individual types of disability.

表 8.3 按選定的殘疾類別及是否因其殘疾及長期病患而令其在學校學習遇到困難劃分的殘疾及有特定需要的長期病患學生數目

Table 8.3 Students with disabilities and students with chronic diseases who had specific needs by selected type of disability and whether had difficulty in studying at school due to their disabilities and chronic diseases

	是否因其殘疾及長期病患而令其在學校學習遇到困難 Whether had difficulty in studying at school due to their disabilities and chronic diseases							
	沒有困難 No difficulty		少許困難 Some difficulty		很大困難 A lot of difficulty		總計 Total	
選定的殘疾類別* Selected type of disability*	人數 No. of persons ('000)	百分比 %	人數 No. of persons ('000)	百分比 %	人數 No. of persons ('000)	百分比 %	人數 No. of persons ('000)	百分比 %
身體活動能力受限制 Restriction in body movement	1.3 (0.4)	69.0 (100.0)	0.4 (‡)	19.5 (‡)	‡ (‡)	‡ (‡)	1.9 (0.4)	100.0 (100.0)
視覺有困難 Seeing difficulty	0.4 (‡)	46.8 (‡)	0.3 (‡)	36.7 (‡)	‡ (‡)	‡ (‡)	0.9 (0.4)	100.0 (100.0)
聽覺有困難 Hearing difficulty	0.3 (‡)	54.4 (‡)	‡ (‡)	‡ (‡)	‡ (‡)	‡ (‡)	0.5 (‡)	100.0 (‡)
溝通能力有困難 Communication difficulty	2.2 (‡)	61.5 (‡)	0.9 (0.3)	26.4 (57.4)	0.4 (‡)	12.1 (‡)	3.5 (0.5)	100.0 (100.0)
精神病／情緒病 Mental illness / mood disorder	11.5 (7.2)	66.4 (80.2)	5.0 (1.6)	28.7 (17.9)	0.9 (‡)	4.9 (‡)	17.3 (9.0)	100.0 (100.0)
自閉症譜系障礙 Autism Spectrum Disorder	10.4 (5.1)	61.9 (69.6)	5.6 (2.2)	33.5 (29.5)	0.8 (‡)	4.6 (‡)	16.7 (7.3)	100.0 (100.0)
特殊學習困難 Specific Learning Difficulties	15.6 (7.2)	62.7 (65.1)	8.2 (3.5)	32.9 (31.6)	1.1 (0.4)	4.5 (3.4)	24.9 (11.1)	100.0 (100.0)
注意力不足／過度活躍症 Attention Deficit / Hyperactivity Disorder	18.4 (8.1)	57.7 (55.2)	12.3 (6.4)	38.8 (43.9)	1.1 (‡)	3.5 (‡)	31.8 (14.6)	100.0 (100.0)
所有殘疾人士（智障人士除外）@ All persons with disabilities (excluding persons with intellectual disability)@	41.9 (28.5)	63.2 (65.5)	22.1 (14.2)	33.4 (32.6)	2.2 (0.8)	3.4 (1.8)	66.3 (43.4)	100.0 (100.0)
有特定需要的長期病患者 Persons with chronic diseases who had specific needs	11.3	53.1	6.1	28.8	3.8	18.1	21.2	100.0

註釋： * 一名人士可能有多於一種選定殘疾類別。因此他／她在學校學習遇到困難不一定只受單一種殘疾類別影響。括號內的數字顯示只有單一種殘疾類別的人士的相應數字。

‡ 由於抽樣誤差甚大，數目少於250的估計（包括數值為零的數字）或基於這些估計而編製的相關統計數字（如百分比）不予公布。

@ 一名人士可能有多於一種選定殘疾類別。因此，殘疾人士的合計數目較有個別殘疾類別人士數目的總和為小。

Notes: * A person might have more than one selected type of disability and hence whether he/she had difficulty in studying at school might not be owing to single disability. Figures in brackets represent the corresponding figures in respect of persons with single disability.

‡ Estimates less than 250 (including zero figures) and related statistics derived based on such estimates (e.g. percentages) are not released due to very large sampling errors.

@ A person might have more than one selected type of disability and hence the overall number of persons with disabilities is smaller than the sum of the number of persons with individual types of disability.

表 8.4 按選定的殘疾類別及是否因其殘疾及長期病患而令其在工作上遇到困難劃分的從事經濟活動殘疾人士及有特定需要的長期病患者數目

Table 8.4 Economically active persons with disabilities and those with chronic diseases who had specific needs by selected type of disability and whether had difficulty at work due to their disabilities and chronic diseases

	是否因其殘疾及長期病患而令其在工作上遇到困難 Whether had difficulty at work due to their disabilities and chronic diseases							
	沒有困難 No difficulty		少許困難 Some difficulty		很大困難 A lot of difficulty		總計 Total	
選定的殘疾類別* Selected type of disability*	人數 No. of persons ('000)	百分比 %	人數 No. of persons ('000)	百分比 %	人數 No. of persons ('000)	百分比 %	人數 No. of persons ('000)	百分比 %
身體活動能力受限制 Restriction in body movement	5.8 (5.0)	47.8 (50.8)	4.2 (3.2)	34.5 (32.4)	2.1 (1.7)	17.7 (16.9)	12.1 (9.9)	100.0 (100.0)
視覺有困難 Seeing difficulty	3.3 (2.9)	61.9 (69.1)	1.9 (1.2)	36.5 (28.9)	‡ (‡)	‡ (‡)	5.3 (4.2)	100.0 (100.0)
聽覺有困難 Hearing difficulty	2.2 (1.4)	45.1 (52.9)	2.6 (1.2)	52.3 (47.1)	‡ (‡)	‡ (‡)	5.0 (2.6)	100.0 (100.0)
溝通能力有困難 Communication difficulty	1.0 (0.3)	34.5 (50.5)	1.6 (0.3)	55.7 (43.3)	0.3 (‡)	9.8 (‡)	2.9 (0.7)	100.0 (100.0)
精神病／情緒病 Mental illness / mood disorder	54.4 (52.2)	79.3 (80.8)	12.7 (11.1)	18.5 (17.2)	1.5 (1.3)	2.2 (2.0)	68.6 (64.6)	100.0 (100.0)
自閉症譜系障礙 Autism Spectrum Disorder	1.8 (0.9)	65.1 (66.0)	0.6 (‡)	19.9 (‡)	0.4 (0.3)	15.1 (20.8)	2.8 (1.4)	100.0 (100.0)
特殊學習困難 Specific Learning Difficulties	4.0 (2.8)	68.0 (73.9)	1.3 (0.9)	22.8 (22.7)	0.5 (‡)	9.2 (‡)	5.9 (3.8)	100.0 (100.0)
注意力不足／過度活躍症 Attention Deficit / Hyperactivity Disorder	3.3 (1.4)	75.0 (80.2)	0.9 (0.3)	21.0 (19.8)	‡ (‡)	‡ (‡)	4.4 (1.8)	100.0 (100.0)
所有殘疾人士（智障人士除外）@ All persons with disabilities (excluding persons with intellectual disability)@	70.9 (67.0)	73.1 (75.3)	21.8 (18.4)	22.5 (20.7)	4.2 (3.5)	4.3 (3.9)	96.9 (88.9)	100.0 (100.0)
有特定需要的長期病患者 Persons with chronic diseases who had specific needs	56.3	65.9	24.2	28.3	4.9	5.8	85.4	100.0

註釋： * 一名人士可能有多於一種選定殘疾類別。因此他／她在工作上遇到困難不一定只受單一種殘疾類別影響。括號內的數字顯示只有單一種殘疾類別的人士的相應數字。

‡ 由於抽樣誤差甚大，數目少於250的估計（包括數值為零的數字）或基於這些估計而編製的相關統計數字（如百分比）不予公布。

@ 一名人士可能有多於一種選定殘疾類別。因此，殘疾人士的合計數目較有個別殘疾類別人士數目的總和為小。

Notes: * A person might have more than one selected type of disability and hence whether he/she had difficulty at work might not be owing to single disability. Figures in brackets represent the corresponding figures in respect of persons with single disability.

‡ Estimates less than 250 (including zero figures) and related statistics derived based on such estimates (e.g. percentages) are not released due to very large sampling errors.

@ A person might have more than one selected type of disability and hence the overall number of persons with disabilities is smaller than the sum of the number of persons with individual types of disability.

表 8.5 按選定的殘疾類別及是否因其殘疾及長期病患而令其在居住環境遇到困難劃分的殘疾人士及有特定需要的長期病患者數目

Table 8.5 Persons with disabilities and persons with chronic diseases who had specific needs by selected type of disability and whether had difficulty in living environment due to their disabilities and chronic diseases

	是否因其殘疾及長期病患而令其在居住環境遇到困難 Whether had difficulty in living environment due to their disabilities and chronic diseases							
	沒有困難 No difficulty		少許困難 Some difficulty		很大困難 A lot of difficulty		總計 Total	
選定的殘疾類別* Selected type of disability*	人數 No. of persons ('000)	百分比 %	人數 No. of persons ('000)	百分比 %	人數 No. of persons ('000)	百分比 %	人數 No. of persons ('000)	百分比 %
身體活動能力受限制 Restriction in body movement	206.3 (121.3)	84.5 (87.4)	27.7 (13.3)	11.3 (9.6)	10.0 (4.1)	4.1 (3.0)	244.0 (138.8)	100.0 (100.0)
視覺有困難 Seeing difficulty	42.6 (17.4)	89.4 (95.3)	4.2 (0.9)	8.9 (4.7)	0.8 (‡)	1.8 (‡)	47.6 (18.3)	100.0 (100.0)
聽覺有困難 Hearing difficulty	43.1 (11.9)	89.8 (95.7)	3.5 (0.5)	7.3 (4.3)	1.4 (‡)	2.9 (‡)	47.9 (12.5)	100.0 (100.0)
溝通能力有困難 Communication difficulty	39.4 (2.9)	81.0 (82.1)	5.5 (‡)	11.4 (‡)	3.7 (0.5)	7.6 (13.1)	48.7 (3.5)	100.0 (100.0)
精神病／情緒病 Mental illness / mood disorder	237.1 (168.4)	92.3 (97.4)	14.9 (3.6)	5.8 (2.1)	4.8 (0.9)	1.9 (0.5)	256.8 (172.9)	100.0 (100.0)
自閉症譜系障礙 Autism Spectrum Disorder	21.4 (9.3)	95.8 (98.7)	0.4 (‡)	1.9 (‡)	0.5 (‡)	2.3 (‡)	22.4 (9.5)	100.0 (100.0)
特殊學習困難 Specific Learning Difficulties	33.7 (15.1)	95.1 (98.1)	0.9 (‡)	2.5 (‡)	0.8 (‡)	2.4 (‡)	35.4 (15.4)	100.0 (100.0)
注意力不足／過度活躍症 Attention Deficit / Hyperactivity Disorder	37.3 (16.3)	97.8 (98.8)	0.7 (‡)	1.9 (‡)	‡ (‡)	‡ (‡)	38.2 (16.5)	100.0 (100.0)
所有殘疾人士（智障人士除外）@ All persons with disabilities (excluding persons with intellectual disability)@	487.2 (362.7)	91.2 (93.6)	34.7 (19.0)	6.5 (4.9)	12.3 (5.6)	2.3 (1.5)	534.2 (387.3)	100.0 (100.0)
有特定需要的長期病患者 Persons with chronic diseases who had specific needs	588.1	89.3	50.5	7.7	19.8	3.0	658.3	100.0

註釋： * 一名人士可能有多於一種選定殘疾類別。因此他／她在居住環境遇到困難不一定只受單一種殘疾類別影響。括號內的數字顯示只有單一種殘疾類別的人士的相應數字。

‡ 由於抽樣誤差甚大，數目少於250的估計（包括數值為零的數字）或基於這些估計而編製的相關統計數字（如百分比）不予公布。

@ 一名人士可能有多於一種選定殘疾類別。因此，殘疾人士的合計數目較有個別殘疾類別人士數目的總和為小。

Notes: * A person might have more than one selected type of disability and hence whether he/she had difficulty in living environment might not be owing to single disability. Figures in brackets represent the corresponding figures in respect of persons with single disability.

‡ Estimates less than 250 (including zero figures) and related statistics derived based on such estimates (e.g. percentages) are not released due to very large sampling errors.

@ A person might have more than one selected type of disability and hence the overall number of persons with disabilities is smaller than the sum of the number of persons with individual types of disability.

表 8.6 按選定的殘疾類別及是否因其殘疾及長期病患而令其在醫療／復康服務遇到困難劃分的殘疾人士及有特定需要的長期病患者數目

Table 8.6 Persons with disabilities and persons with chronic diseases who had specific needs by selected type of disability and whether had difficulty in medical care / rehabilitation service due to their disabilities and chronic diseases

	是否因其殘疾及長期病患而令其在醫療／復康服務遇到困難 Whether had difficulty in medical care / rehabilitation service due to their disabilities and chronic diseases							
	沒有困難 No difficulty		少許困難 Some difficulty		很大困難 A lot of difficulty		總計 Total	
選定的殘疾類別* Selected type of disability*	人數 No. of persons ('000)	百分比 %	人數 No. of persons ('000)	百分比 %	人數 No. of persons ('000)	百分比 %	人數 No. of persons ('000)	百分比 %
身體活動能力受限制 Restriction in body movement	111.5 (67.6)	45.7 (48.7)	87.2 (51.9)	35.8 (37.4)	45.2 (19.4)	18.5 (14.0)	244.0 (138.8)	100.0 (100.0)
視覺有困難 Seeing difficulty	25.3 (10.7)	53.1 (58.8)	16.2 (6.5)	34.0 (35.8)	6.2 (1.0)	12.9 (5.4)	47.6 (18.3)	100.0 (100.0)
聽覺有困難 Hearing difficulty	25.8 (8.1)	53.8 (65.1)	14.9 (4.0)	31.0 (31.8)	7.3 (0.4)	15.2 (3.0)	47.9 (12.5)	100.0 (100.0)
溝通能力有困難 Communication difficulty	20.0 (2.1)	41.2 (59.7)	14.7 (1.1)	30.2 (32.4)	13.9 (0.3)	28.6 (7.9)	48.7 (3.5)	100.0 (100.0)
精神病／情緒病 Mental illness / mood disorder	157.2 (122.7)	61.2 (71.0)	73.7 (43.4)	28.7 (25.1)	25.9 (6.8)	10.1 (3.9)	256.8 (172.9)	100.0 (100.0)
自閉症譜系障礙 Autism Spectrum Disorder	13.9 (6.6)	62.0 (69.7)	6.5 (2.2)	29.1 (23.5)	2.0 (0.6)	8.9 (6.9)	22.4 (9.5)	100.0 (100.0)
特殊學習困難 Specific Learning Difficulties	25.1 (12.6)	70.8 (81.9)	7.5 (2.3)	21.1 (15.0)	2.8 (0.5)	8.0 (3.1)	35.4 (15.4)	100.0 (100.0)
注意力不足／過度活躍症 Attention Deficit / Hyperactivity Disorder	25.3 (11.4)	66.2 (68.8)	10.4 (4.4)	27.3 (26.4)	2.5 (0.8)	6.4 (4.7)	38.2 (16.5)	100.0 (100.0)
所有殘疾人士（智障人士除外）@ All persons with disabilities (excluding persons with intellectual disability)@	310.6 (241.8)	58.1 (62.4)	163.7 (115.8)	30.6 (29.9)	60.0 (29.7)	11.2 (7.7)	534.2 (387.3)	100.0 (100.0)
有特定需要的長期病患者 Persons with chronic diseases who had specific needs	360.8	54.8	211.4	32.1	86.2	13.1	658.3	100.0

註釋： * 一名人士可能有多於一種選定殘疾類別。因此他／她在醫療／復康服務遇到困難不一定只受單一種殘疾類別影響。括號內的數字顯示只有單一種殘疾類別的人士的相應數字。

@ 一名人士可能有多於一種選定殘疾類別。因此，殘疾人士的合計數目較有個別殘疾類別人士數目的總和為小。

Notes: * A person might have more than one selected type of disability and hence whether he/she had difficulty in medical care / rehabilitation service might not be owing to single disability. Figures in brackets represent the corresponding figures in respect of persons with single disability.

@ A person might have more than one selected type of disability and hence the overall number of persons with disabilities is smaller than the sum of the number of persons with individual types of disability.

表 8.7 按選定的殘疾類別及是否因其殘疾及長期病患而令其在社區生活遇到困難劃分的殘疾人士及有特定需要的長期病患者數目

Table 8.7 Persons with disabilities and persons with chronic diseases who had specific needs by selected type of disability and whether had difficulty in community life due to their disabilities and chronic diseases

	是否因其殘疾及長期病患而令其在社區生活遇到困難 Whether had difficulty in community life due to their disabilities and chronic diseases							
	沒有困難 No difficulty		少許困難 Some difficulty		很大困難／完全不能做到 A lot of difficulty / cannot do at all		總計 Total	
選定的殘疾類別* Selected type of disability*	人數 No. of persons ('000)	百分比 %	人數 No. of persons ('000)	百分比 %	人數 No. of persons ('000)	百分比 %	人數 No. of persons ('000)	百分比 %
身體活動能力受限制 Restriction in body movement	95.9 (66.1)	39.3 (47.6)	76.7 (45.5)	31.4 (32.8)	71.4 (27.3)	29.3 (19.6)	244.0 (138.8)	100.0 (100.0)
視覺有困難 Seeing difficulty	23.0 (12.4)	48.2 (68.0)	14.8 (5.1)	31.0 (27.9)	9.9 (0.7)	20.8 (4.1)	47.6 (18.3)	100.0 (100.0)
聽覺有困難 Hearing difficulty	23.3 (10.0)	48.7 (79.8)	13.1 (2.2)	27.4 (17.9)	11.5 (0.3)	23.9 (2.3)	47.9 (12.5)	100.0 (100.0)
溝通能力有困難 Communication difficulty	12.2 (1.5)	25.0 (42.2)	12.6 (1.2)	26.0 (35.5)	23.9 (0.8)	49.0 (22.3)	48.7 (3.5)	100.0 (100.0)
精神病／情緒病 Mental illness / mood disorder	159.9 (133.7)	62.3 (77.3)	58.8 (33.0)	22.9 (19.1)	38.1 (6.2)	14.8 (3.6)	256.8 (172.9)	100.0 (100.0)
自閉症譜系障礙 Autism Spectrum Disorder	13.1 (6.0)	58.3 (63.7)	7.5 (3.2)	33.7 (33.9)	1.8 (‡)	8.0 (‡)	22.4 (9.5)	100.0 (100.0)
特殊學習困難 Specific Learning Difficulties	25.5 (13.2)	72.0 (86.2)	6.3 (1.9)	17.9 (12.6)	3.6 (‡)	10.1 (‡)	35.4 (15.4)	100.0 (100.0)
注意力不足／過度活躍症 Attention Deficit / Hyperactivity Disorder	30.0 (14.6)	78.5 (88.6)	6.9 (1.8)	18.0 (10.7)	1.3 (‡)	3.5 (‡)	38.2 (16.5)	100.0 (100.0)
所有殘疾人士（智障人士除外）@ All persons with disabilities (excluding persons with intellectual disability)@	312.5 (257.5)	58.5 (66.5)	137.5 (94.0)	25.7 (24.3)	84.3 (35.8)	15.8 (9.2)	534.2 (387.3)	100.0 (100.0)
有特定需要的長期病患者 Persons with chronic diseases who had specific needs	427.4	64.9	137.3	20.9	93.6	14.2	658.3	100.0

註釋： * 一名人士可能有多於一種選定殘疾類別。因此他／她在社區生活遇到困難不一定只受單一種殘疾類別影響。括號內的數字顯示只有單一種殘疾類別的人士的相應數字。

‡ 由於抽樣誤差甚大，數目少於250的估計（包括數值為零的數字）或基於這些估計而編製的相關統計數字（如百分比）不予公布。

@ 一名人士可能有多於一種選定殘疾類別。因此，殘疾人士的合計數目較有個別殘疾類別人士數目的總和為小。

Notes: * A person might have more than one selected type of disability and hence whether he/she had difficulty in community life might not be owing to single disability. Figures in brackets represent the corresponding figures in respect of persons with single disability.

‡ Estimates less than 250 (including zero figures) and related statistics derived based on such estimates (e.g. percentages) are not released due to very large sampling errors.

@ A person might have more than one selected type of disability and hence the overall number of persons with disabilities is smaller than the sum of the number of persons with individual types of disability.

表 8.8 按選定的殘疾類別及是否因其殘疾及長期病患而令其出外活動遇到困難劃分的殘疾人士及有特定需要的長期病患者數目

Table 8.8 Persons with disabilities and persons with chronic diseases who had specific needs by selected type of disability and whether had difficulty in going out due to their disabilities and chronic diseases

	是否因其殘疾及長期病患而令其出外活動遇到困難 Whether had difficulty in going out due to their disabilities and chronic diseases							
	沒有困難 No difficulty		少許困難 Some difficulty		很大困難／不會出外 A lot of difficulty / would not go out		總計 Total	
選定的殘疾類別* Selected type of disability*	人數 No. of persons ('000)	百分比 %	人數 No. of persons ('000)	百分比 %	人數 No. of persons ('000)	百分比 %	人數 No. of persons ('000)	百分比 %
身體活動能力受限制 Restriction in body movement	27.0 (21.2)	11.1 (15.3)	113.9 (72.9)	46.7 (52.6)	103.1 (44.7)	42.3 (32.2)	244.0 (138.8)	100.0 (100.0)
視覺有困難 Seeing difficulty	12.0 (9.0)	25.1 (49.3)	21.6 (8.6)	45.2 (46.9)	14.1 (0.7)	29.6 (3.8)	47.6 (18.3)	100.0 (100.0)
聽覺有困難 Hearing difficulty	14.5 (8.5)	30.2 (68.2)	19.9 (3.7)	41.5 (29.9)	13.6 (‡)	28.3 (‡)	47.9 (12.5)	100.0 (100.0)
溝通能力有困難 Communication difficulty	5.4 (0.9)	11.1 (26.2)	15.9 (2.1)	32.7 (61.4)	27.3 (0.4)	56.2 (12.4)	48.7 (3.5)	100.0 (100.0)
精神病／情緒病 Mental illness / mood disorder	142.6 (130.0)	55.5 (75.2)	69.5 (38.7)	27.1 (22.4)	44.7 (4.2)	17.4 (2.5)	256.8 (172.9)	100.0 (100.0)
自閉症譜系障礙 Autism Spectrum Disorder	15.6 (7.4)	69.8 (78.0)	5.6 (2.0)	25.2 (21.3)	1.1 (‡)	4.9 (‡)	22.4 (9.5)	100.0 (100.0)
特殊學習困難 Specific Learning Difficulties	25.1 (13.8)	70.9 (89.5)	7.3 (1.4)	20.7 (9.3)	3.0 (‡)	8.4 (‡)	35.4 (15.4)	100.0 (100.0)
注意力不足／過度活躍症 Attention Deficit / Hyperactivity Disorder	29.7 (14.4)	77.8 (87.2)	7.5 (2.1)	19.7 (12.8)	1.0 (‡)	2.5 (‡)	38.2 (16.5)	100.0 (100.0)
所有殘疾人士（智障人士除外）@ All persons with disabilities (excluding persons with intellectual disability)@	235.3 (205.2)	44.1 (53.0)	186.4 (131.6)	34.9 (34.0)	112.5 (50.5)	21.1 (13.0)	534.2 (387.3)	100.0 (100.0)
有特定需要的長期病患者 Persons with chronic diseases who had specific needs	264.3	40.1	273.9	41.6	120.1	18.2	658.3	100.0

註釋： * 一名人士可能有多於一種選定殘疾類別。因此他／她出外活動遇到困難不一定只受單一種殘疾類別影響。括號內的數字顯示只有單一種殘疾類別的人士的相應數字。

‡ 由於抽樣誤差甚大，數目少於250的估計（包括數值為零的數字）或基於這些估計而編製的相關統計數字（如百分比）不予公布。

@ 一名人士可能有多於一種選定殘疾類別。因此，殘疾人士的合計數目較有個別殘疾類別人士數目的總和為小。

Notes: * A person might have more than one selected type of disability and hence whether he/she had difficulty in going out might not be owing to single disability. Figures in brackets represent the corresponding figures in respect of persons with single disability.

‡ Estimates less than 250 (including zero figures) and related statistics derived based on such estimates (e.g. percentages) are not released due to very large sampling errors.

@ A person might have more than one selected type of disability and hence the overall number of persons with disabilities is smaller than the sum of the number of persons with individual types of disability.

表 8.9 **按選定的殘疾類別及是否因其殘疾及長期病患而令其打理家務遇到困難劃分的15歲及以上殘疾人士及有特定需要的長期病患者數目**

Table 8.9 **Persons aged 15 and over with disabilities and those with chronic diseases who had specific needs by selected type of disability and whether had difficulty in doing housework due to their disabilities and chronic diseases**

	是否因其殘疾及長期病患而令其打理家務遇到困難 Whether had difficulty in doing housework due to their disabilities and chronic diseases							
	沒有困難／不用打理家務 No difficulty / no need to do housework		少許困難 Some difficulty		很大困難／完全不能做到 A lot of difficulty / cannot do at all		總計 Total	
選定的殘疾類別* Selected type of disability*	人數 No. of persons ('000)	百分比 %	人數 No. of persons ('000)	百分比 %	人數 No. of persons ('000)	百分比 %	人數 No. of persons ('000)	百分比 %
身體活動能力受限制 Restriction in body movement	96.5 (52.4)	39.7 (37.8)	68.3 (45.4)	28.1 (32.7)	78.1 (40.8)	32.2 (29.4)	242.8 (138.6)	100.0 (100.0)
視覺有困難 Seeing difficulty	17.4 (9.1)	37.0 (50.4)	17.2 (7.5)	36.6 (41.6)	12.4 (1.4)	26.3 (8.0)	47.0 (18.0)	100.0 (100.0)
聽覺有困難 Hearing difficulty	23.4 (9.6)	49.1 (77.0)	12.9 (2.5)	27.1 (20.2)	11.3 (0.3)	23.8 (2.8)	47.6 (12.4)	100.0 (100.0)
溝通能力有困難 Communication difficulty	24.9 (1.7)	53.9 (55.1)	7.4 (0.9)	16.0 (30.1)	13.9 (0.4)	30.1 (14.8)	46.1 (3.0)	100.0 (100.0)
精神病／情緒病 Mental illness / mood disorder	180.6 (140.4)	72.6 (82.5)	40.3 (25.7)	16.2 (15.1)	28.0 (4.2)	11.3 (2.4)	248.9 (170.2)	100.0 (100.0)
自閉症譜系障礙 Autism Spectrum Disorder	7.9 (3.4)	75.3 (84.2)	2.0 (0.6)	19.2 (14.1)	0.6 (‡)	5.4 (‡)	10.5 (4.1)	100.0 (100.0)
特殊學習困難 Specific Learning Difficulties	13.2 (6.6)	73.4 (90.4)	2.4 (0.4)	13.4 (5.9)	2.4 (0.3)	13.1 (3.7)	18.0 (7.4)	100.0 (100.0)
注意力不足／過度活躍症 Attention Deficit / Hyperactivity Disorder	13.4 (5.6)	87.4 (97.7)	1.3 (‡)	8.5 (‡)	0.6 (‡)	4.1 (‡)	15.4 (5.7)	100.0 (100.0)
所有殘疾人士（智障人士除外）@ All persons with disabilities (excluding persons with intellectual disability)@	291.8 (228.8)	59.4 (63.7)	112.3 (83.1)	22.9 (23.1)	86.8 (47.5)	17.7 (13.2)	490.8 (359.4)	100.0 (100.0)
有特定需要的長期病患者 Persons with chronic diseases who had specific needs	398.5	62.2	136.0	21.2	106.7	16.6	641.2	100.0

註釋： * 一名人士可能有多於一種選定殘疾類別。因此他／她打理家務遇到困難不一定只受單一種殘疾類別影響。括號內的數字顯示只有單一種殘疾類別的人士的相應數字。

‡ 由於抽樣誤差甚大，數目少於250的估計（包括數值為零的數字）或基於這些估計而編製的相關統計數字（如百分比）不予公布。

@ 一名人士可能有多於一種選定殘疾類別。因此，殘疾人士的合計數目較有個別殘疾類別人士數目的總和為小。

Notes: * A person might have more than one selected type of disability and hence whether he/she had difficulty in doing housework might not be owing to single disability. Figures in brackets represent the corresponding figures in respect of persons with single disability.

‡ Estimates less than 250 (including zero figures) and related statistics derived based on such estimates (e.g. percentages) are not released due to very large sampling errors.

@ A person might have more than one selected type of disability and hence the overall number of persons with disabilities is smaller than the sum of the number of persons with individual types of disability.

表 8.10a **按選定的殘疾類別及會否考慮接受一份合適工作劃分的居住在住戶內的15 - 64歲非從事經濟活動殘疾人士及有特定需要的長期病患者數目**

Table 8.10a **Economically inactive persons aged 15 - 64 with disabilities and those with chronic diseases who had specific needs residing in households by selected type of disability and whether would consider accepting a suitable job**

選定的殘疾類別* Selected type of disability*	會否考慮接受一份合適工作 Whether would consider accepting a suitable job 會 Yes 人數 No. of persons ('000)	會 Yes 百分比 %	不會 No 人數 No. of persons ('000)	不會 No 百分比 %	總計 Total 人數 No. of persons ('000)	總計 Total 百分比 %
身體活動能力受限制 Restriction in body movement	2.7 (2.0)	10.5 (12.7)	22.7 (13.9)	89.5 (87.3)	25.3 (15.9)	100.0 (100.0)
視覺有困難 Seeing difficulty	0.5 (0.3)	7.9 (8.6)	5.9 (2.9)	92.1 (91.4)	6.4 (3.2)	100.0 (100.0)
聽覺有困難 Hearing difficulty	0.5 (‡)	12.5 (‡)	3.2 (1.2)	87.5 (90.9)	3.7 (1.4)	100.0 (100.0)
溝通能力有困難 Communication difficulty	0.4 (‡)	7.1 (‡)	5.1 (1.0)	92.9 (95.7)	5.5 (1.1)	100.0 (100.0)
精神病／情緒病 Mental illness / mood disorder	9.6 (8.7)	13.6 (14.8)	60.7 (50.0)	86.4 (85.2)	70.3 (58.7)	100.0 (100.0)
自閉症譜系障礙 Autism Spectrum Disorder	0.6 (‡)	8.3 (‡)	6.4 (2.4)	91.7 (90.6)	7.0 (2.6)	100.0 (100.0)
特殊學習困難 Specific Learning Difficulties	1.0 (0.4)	9.9 (13.6)	8.8 (2.8)	90.1 (86.4)	9.7 (3.3)	100.0 (100.0)
注意力不足／過度活躍症 Attention Deficit / Hyperactivity Disorder	0.6 (0.3)	5.6 (6.8)	9.9 (3.7)	94.4 (93.2)	10.4 (4.0)	100.0 (100.0)
所有殘疾人士（智障人士除外）@ All persons with disabilities (excluding persons with intellectual disability)@	13.7 (12.1)	12.4 (13.4)	97.1 (78.0)	87.6 (86.6)	110.9 (90.1)	100.0 (100.0)
有特定需要的長期病患者 Persons with chronic diseases who had specific needs	22.7	19.3	94.9	80.7	117.7	100.0

註釋： * 一名人士可能有多於一種選定殘疾類別。因此他／她會否考慮接受一份合適工作不一定只受單一種殘疾類別影響。括號內的數字顯示只有單一種殘疾類別的人士的相應數字。

‡ 由於抽樣誤差甚大，數目少於250的估計（包括數值為零的數字）或基於這些估計而編製的相關統計數字（如百分比）不予公布。

@ 一名人士可能有多於一種選定殘疾類別。因此，殘疾人士的合計數目較有個別殘疾類別人士數目的總和為小。

Notes: * A person might have more than one selected type of disability and hence whether he/she would consider accepting a suitable job might not be owing to single disability. Figures in brackets represent the corresponding figures in respect of persons with single disability.

‡ Estimates less than 250 (including zero figures) and related statistics derived based on such estimates (e.g. percentages) are not released due to very large sampling errors.

@ A person might have more than one selected type of disability and hence the overall number of persons with disabilities is smaller than the sum of the number of persons with individual types of disability.

表 8.10b 按接受一份合適工作的主要考慮因素及選定的殘疾類別劃分的居住在住戶內會考慮接受一份合適工作的15 - 64歲非從事經濟活動殘疾人士及有特定需要的長期病患者數目

Table 8.10b Economically inactive persons aged 15 - 64 with disabilities and those with chronic diseases who had specific needs residing in households and would consider accepting a suitable job by main consideration for accepting a suitable job and selected type of disability

	選定的殘疾類別* Selected type of disability*					
	身體活動能力受限制 Restriction in body movement		精神病／情緒病 Mental illness / mood disorder		特殊學習困難 Specific Learning Difficulties	
接受一份合適工作的主要考慮因素# Main consideration for accepting a suitable job#	人數 No. of persons ('000)	百分比 %	人數 No. of persons ('000)	百分比 %	人數 No. of persons ('000)	百分比 %
彈性的工作時間 Flexible working hours	1.5 (1.2)	57.3 (61.6)	5.3 (4.9)	55.3 (56.0)	0.7 (0.3)	72.0 (73.2)
能應付工作需要 Could meet the job requirements	1.2 (0.9)	43.3 (45.6)	3.5 (3.2)	36.6 (36.7)	‡ (‡)	‡ (‡)
合理薪金 Reasonable salary	0.8 (0.5)	28.4 (26.3)	3.3 (3.0)	34.7 (34.4)	0.3 (‡)	28.8 (‡)
感興趣／可以發揮所長的工作 Interested job / job that could suit the strength	0.5 (0.4)	17.4 (17.4)	3.1 (2.8)	32.4 (32.4)	0.4 (‡)	42.9 (‡)
工作地點鄰近居所／有合適的交通安排 Handy work place / with suitable transportation arrangement	0.5 (0.4)	18.3 (19.1)	2.4 (2.2)	25.2 (25.5)	0.3 (‡)	36.1 (‡)
無障礙工作環境 Barrier-free work environment	1.1 (1.0)	41.2 (47.0)	0.9 (0.7)	9.6 (8.4)	0.4 (0.3)	40.1 (64.0)
能被同事接受 Could be accepted by colleagues	‡ (‡)	‡ (‡)	0.7 (0.6)	6.9 (6.7)	‡ (‡)	‡ (‡)
合計 Overall	2.7 (2.0)	100.0 (100.0)	9.6 (8.7)	100.0 (100.0)	1.0 (0.4)	100.0 (100.0)

註釋： * 一名人士可能有多於一種選定殘疾類別。因此他／她接受一份合適工作的主要考慮因素不一定只受單一種殘疾類別影響。括號內的數字顯示只有單一種殘疾類別的人士的相應數字。

最多可選擇三項答案。

‡ 由於抽樣誤差甚大，數目少於250的估計（包括數值為零的數字）或基於這些估計而編製的相關統計數字（如百分比）不予公布。

Notes: * A person might have more than one selected type of disability and hence his/her main consideration for accepting a suitable job might not be owing to single disability. Figures in brackets represent the corresponding figures in respect of persons with single disability.

Three answers were allowed at maximum.

‡ Estimates less than 250 (including zero figures) and related statistics derived based on such estimates (e.g. percentages) are not released due to very large sampling errors.

（待續）
(To be cont'd)

表 8.10b（續） 按接受一份合適工作的主要考慮因素及選定的殘疾類別劃分的居住在住戶內會考慮接受一份合適工作的15 - 64歲非從事經濟活動殘疾人士及有特定需要的長期病患者數目

Table 8.10b (Cont'd) Economically inactive persons aged 15 - 64 with disabilities and those with chronic diseases who had specific needs residing in households and would consider accepting a suitable job by main consideration for accepting a suitable job and selected type of disability

接受一份合適工作的主要考慮因素# Main consideration for accepting a suitable job#	所有殘疾人士（智障人士除外）@ All persons with disabilities (excluding persons with intellectual disability)@		有特定需要的長期病患者 Persons with chronic diseases who had specific needs	
	人數 No. of persons ('000)	百分比 %	人數 No. of persons ('000)	百分比 %
彈性的工作時間 Flexible working hours	7.8 (6.8)	56.9 (56.3)	11.8	51.7
能應付工作需要 Could meet the job requirements	4.9 (4.5)	35.5 (36.9)	5.0	22.2
合理薪金 Reasonable salary	4.6 (3.9)	33.3 (32.3)	8.1	35.8
感興趣／可以發揮所長的工作 Interested job / job that could suit the strength	4.1 (3.7)	30.1 (30.8)	7.1	31.3
工作地點鄰近居所／有合適的交通安排 Handy work place / with suitable transportation arrangement	3.2 (2.9)	23.1 (23.7)	11.6	50.8
無障礙工作環境 Barrier-free work environment	2.4 (2.1)	17.2 (17.2)	6.8	29.7
能被同事接受 Could be accepted by colleagues	1.1 (0.8)	7.7 (7.0)	2.7	12.0
合計 Overall	13.7 (12.1)	100.0 (100.0)	22.7	100.0

註釋： @ 一名人士可能有多於一種選定殘疾類別。因此，殘疾人士的合計數目較有個別殘疾類別人士數目的總和為小。

最多可選擇三項答案。

一名人士可能有多於一種選定殘疾類別。因此他／她接受一份合適工作的主要考慮因素不一定只受單一種殘疾類別影響。括號內的數字顯示只有單一種殘疾類別的人士的相應數字。

由於是項統計調查搜集所得的會考慮接受一份合適工作的非從事經濟活動視覺有困難、聽覺有困難、溝通能力有困難、有自閉症譜系障礙及有注意力不足／過度活躍症人士數目很少，有關他們的估計有較大的抽樣誤差，考慮到該些估計的精確度有限，有關統計數字不予公布。

Notes: @ A person might have more than one selected type of disability and hence the overall number of persons with disabilities is smaller than the sum of the number of persons with individual types of disability.

Three answers were allowed at maximum.

A person might have more than one selected type of disability and hence his/her main consideration for accepting a suitable job might not be owing to single disability. Figures in brackets represent the corresponding figures in respect of persons with single disability.

Owing to the small number of sample observations in respect of economically inactive persons with seeing difficulty, hearing difficulty, communication difficulty, Autism Spectrum Disorder and Attention Deficit / Hyperactivity Disorder who would consider accepting a suitable job as identified in the survey, the estimates pertaining to them were subject to relatively large sampling error. Statistics are not released in consideration of their limited precision.

表 8.10c 按不接受一份合適工作的主要原因及選定的殘疾類別劃分的居住在住戶內不會考慮接受一份合適工作的**15 - 64**歲非從事經濟活動殘疾人士及有特定需要的長期病患者數目

Table 8.10c Economically inactive persons aged 15 - 64 with disabilities and those with chronic diseases who had specific needs residing in households and would not consider accepting a suitable job by main reason for not accepting a suitable job and selected type of disability

	選定的殘疾類別* Selected type of disability*					
	身體活動能力受限制 Restriction in body movement		視覺有困難 Seeing difficulty		聽覺有困難 Hearing difficulty	
不接受一份合適工作的主要原因# Main reason for not accepting a suitable job#	人數 No. of persons ('000)	百分比 %	人數 No. of persons ('000)	百分比 %	人數 No. of persons ('000)	百分比 %
身體狀況差／殘疾 Poor health / disability	17.6 (10.4)	77.4 (75.2)	4.0 (1.8)	68.0 (60.0)	1.8 (0.6)	56.3 (45.4)
讀書 Studying	0.4 (‡)	1.9 (‡)	0.3 (‡)	4.3 (‡)	‡ (‡)	‡ (‡)
料理家務 Engagement in household duties	1.7 (1.1)	7.4 (7.7)	0.6 (‡)	9.4 (‡)	0.5 (‡)	15.4 (‡)
退休／年老 Retirement / old age	5.5 (3.7)	24.4 (26.5)	1.6 (0.7)	27.1 (24.9)	1.0 (0.4)	31.0 (36.1)
工作環境不配合健康／殘疾情況需要 The needs of health/disability condition could not be met in the working environment	5.6 (3.8)	24.9 (27.4)	1.6 (0.7)	26.8 (22.8)	0.4 (‡)	12.2 (‡)
害怕不被同事接受 Fear of not being accepted by colleagues	0.8 (0.4)	3.4 (2.9)	‡ (‡)	‡ (‡)	‡ (‡)	‡ (‡)
沒有經濟需要 No financial need	1.0 (0.7)	4.6 (5.1)	0.7 (0.5)	11.2 (18.1)	‡ (‡)	‡ (‡)
其他 Others	0.6 (0.4)	2.4 (2.6)	‡ (‡)	‡ (‡)	‡ (‡)	‡ (‡)
合計 Overall	22.7 (13.9)	100.0 (100.0)	5.9 (2.9)	100.0 (100.0)	3.2 (1.2)	100.0 (100.0)

註釋： * 一名人士可能有多於一種選定殘疾類別。因此他／她不接受一份合適工作的主要原因不一定只受單一種殘疾類別影響。括號內的數字顯示只有單一種殘疾類別的人士的相應數字。

最多可選擇三項答案。

‡ 由於抽樣誤差甚大，數目少於250的估計（包括數值為零的數字）或基於這些估計而編製的相關統計數字（如百分比）不予公布。

Notes: * A person might have more than one selected type of disability and hence his/her main reason for not accepting a suitable job might not be owing to single disability. Figures in brackets represent the corresponding figures in respect of persons with single disability.

Three answers were allowed at maximum.

‡ Estimates less than 250 (including zero figures) and related statistics derived based on such estimates (e.g. percentages) are not released due to very large sampling errors.

（待續）
(To be cont'd)

表 8.10c（續） 按不接受一份合適工作的主要原因及選定的殘疾類別劃分的居住在住戶內不會考慮接受一份合適工作的15 - 64歲非從事經濟活動殘疾人士及有特定需要的長期病患者數目

Table 8.10c (Cont'd) Economically inactive persons aged 15 - 64 with disabilities and those with chronic diseases who had specific needs residing in households and would not consider accepting a suitable job by main reason for not accepting a suitable job and selected type of disability

	選定的殘疾類別*（續） Selected type of disability* (Cont'd)					
	溝通能力有困難 Communication difficulty		精神病／情緒病 Mental illness / mood disorder		自閉症譜系障礙 Autism Spectrum Disorder	
不接受一份合適工作的主要原因# Main reason for not accepting a suitable job#	人數 No. of persons ('000)	百分比 %	人數 No. of persons ('000)	百分比 %	人數 No. of persons ('000)	百分比 %
身體狀況差／殘疾 Poor health / disability	3.2 (0.5)	62.9 (52.1)	29.5 (23.0)	48.6 (45.9)	1.6 (0.3)	24.5 (12.4)
讀書 Studying	0.8 (‡)	15.8 (‡)	6.7 (4.3)	11.1 (8.7)	4.5 (1.9)	69.7 (82.3)
料理家務 Engagement in household duties	0.5 (0.3)	10.3 (25.3)	15.9 (14.9)	26.2 (29.8)	‡ (‡)	‡ (‡)
退休／年老 Retirement / old age	0.5 (‡)	9.7 (‡)	10.8 (9.3)	17.8 (18.5)	‡ (‡)	‡ (‡)
工作環境不配合健康／殘疾情況需要 The needs of health/disability condition could not be met in the working environment	0.4 (‡)	8.4 (‡)	9.3 (7.6)	15.3 (15.2)	0.6 (‡)	9.6 (‡)
害怕不被同事接受 Fear of not being accepted by colleagues	0.4 (‡)	6.9 (‡)	4.0 (3.4)	6.6 (6.8)	0.5 (‡)	8.0 (‡)
沒有經濟需要 No financial need	‡ (‡)	‡ (‡)	3.7 (3.3)	6.2 (6.7)	‡ (‡)	‡ (‡)
其他 Others	‡ (‡)	‡ (‡)	1.4 (1.1)	2.3 (2.2)	‡ (‡)	‡ (‡)
合計 Overall	5.1 (1.0)	100.0 (100.0)	60.7 (50.0)	100.0 (100.0)	6.4 (2.4)	100.0 (100.0)

註釋： * 一名人士可能有多於一種選定殘疾類別。因此他／她不接受一份合適工作的主要原因不一定只受單一種殘疾類別影響。括號內的數字顯示只有單一種殘疾類別的人士的相應數字。

最多可選擇三項答案。

‡ 由於抽樣誤差甚大，數目少於250的估計（包括數值為零的數字）或基於這些估計而編製的相關統計數字（如百分比）不予公布。

Notes: * A person might have more than one selected type of disability and hence his/her main reason for not accepting a suitable job might not be owing to single disability. Figures in brackets represent the corresponding figures in respect of persons with single disability.

Three answers were allowed at maximum.

‡ Estimates less than 250 (including zero figures) and related statistics derived based on such estimates (e.g. percentages) are not released due to very large sampling errors.

（待續）
(To be cont'd)

表 8.10c（續） **按不接受一份合適工作的主要原因及選定的殘疾類別劃分的居住在住戶內不會考慮接受一份合適工作的15 - 64歲非從事經濟活動殘疾人士及有特定需要的長期病患者數目**

Table 8.10c (Cont'd) **Economically inactive persons aged 15 - 64 with disabilities and those with chronic diseases who had specific needs residing in households and would not consider accepting a suitable job by main reason for not accepting a suitable job and selected type of disability**

	選定的殘疾類別*（續） Selected type of disability* (Cont'd)			
	特殊學習困難 Specific Learning Difficulties		注意力不足／過度活躍症 Attention Deficit / Hyperactivity Disorder	
不接受一份合適工作的主要原因# Main reason for not accepting a suitable job#	人數 No. of persons ('000)	百分比 %	人數 No. of persons ('000)	百分比 %
身體狀況差／殘疾 Poor health / disability	2.3 (0.3)	26.4 (10.7)	1.2 (‡)	12.4 (‡)
讀書 Studying	5.8 (2.2)	66.6 (78.6)	8.4 (3.6)	85.0 (97.5)
料理家務 Engagement in household duties	‡ (‡)	‡ (‡)	‡ (‡)	‡ (‡)
退休／年老 Retirement / old age	‡ (‡)	‡ (‡)	‡ (‡)	‡ (‡)
工作環境不配合健康／殘疾情況需要 The needs of health/disability condition could not be met in the working environment	0.7 (‡)	7.9 (‡)	‡ (‡)	‡ (‡)
害怕不被同事接受 Fear of not being accepted by colleagues	0.5 (‡)	5.3 (‡)	0.6 (‡)	5.6 (‡)
沒有經濟需要 No financial need	‡ (‡)	‡ (‡)	‡ (‡)	‡ (‡)
其他 Others	‡ (‡)	‡ (‡)	‡ (‡)	‡ (‡)
合計 Overall	8.8 (2.8)	100.0 (100.0)	9.9 (3.7)	100.0 (100.0)

註釋： * 一名人士可能有多於一種選定殘疾類別。因此他／她不接受一份合適工作的主要原因不一定只受單一種殘疾類別影響。括號內的數字顯示只有單一種殘疾類別的人士的相應數字。

最多可選擇三項答案。

‡ 由於抽樣誤差甚大，數目少於250的估計（包括數值為零的數字）或基於這些估計而編製的相關統計數字（如百分比）不予公布。

Notes: * A person might have more than one selected type of disability and hence his/her main reason for not accepting a suitable job might not be owing to single disability. Figures in brackets represent the corresponding figures in respect of persons with single disability.

Three answers were allowed at maximum.

‡ Estimates less than 250 (including zero figures) and related statistics derived based on such estimates (e.g. percentages) are not released due to very large sampling errors.

（待續）
(To be cont'd)

表 8.10c（續） 按不接受一份合適工作的主要原因及選定的殘疾類別劃分的居住在住戶內不會考慮接受一份合適工作的15 - 64歲非從事經濟活動殘疾人士及有特定需要的長期病患者數目

Table 8.10c (Cont'd) Economically inactive persons aged 15 - 64 with disabilities and those with chronic diseases who had specific needs residing in households and would not consider accepting a suitable job by main reason for not accepting a suitable job and selected type of disability

	所有殘疾人士（智障人士除外）@ All persons with disabilities (excluding persons with intellectual disability)@		有特定需要的長期病患者 Persons with chronic diseases who had specific needs	
不接受一份合適工作的主要原因# Main reason for not accepting a suitable job#	人數 No. of persons ('000)	百分比 %	人數 No. of persons ('000)	百分比 %
身體狀況差／殘疾 Poor health / disability	47.2 (36.9)	48.6 (47.3)	69.9	73.7
讀書 Studying	18.6 (12.4)	19.1 (15.9)	2.1	2.2
料理家務 Engagement in household duties	18.0 (16.8)	18.6 (21.5)	14.3	15.0
退休／年老 Retirement / old age	16.6 (14.2)	17.1 (18.2)	24.3	25.6
工作環境不配合健康／殘疾情況需要 The needs of health/disability condition could not be met in the working environment	15.5 (12.7)	16.0 (16.2)	22.8	24.0
害怕不被同事接受 Fear of not being accepted by colleagues	5.4 (4.3)	5.6 (5.5)	2.1	2.2
沒有經濟需要 No financial need	5.3 (4.8)	5.5 (6.2)	13.0	13.7
其他 Others	2.0 (1.5)	2.0 (1.9)	4.1	4.4
合計 Overall	97.1 (78.0)	100.0 (100.0)	94.9	100.0

註釋： @ 一名人士可能有多於一種選定殘疾類別。因此，殘疾人士的合計數目較有個別殘疾類別人士數目的總和為小。

最多可選擇三項答案。

一名人士可能有多於一種選定殘疾類別。因此他／她不接受一份合適工作的主要原因不一定只受單一種殘疾類別影響。括號內的數字顯示只有單一種殘疾類別的人士的相應數字。

Notes: @ A person might have more than one selected type of disability and hence the overall number of persons with disabilities is smaller than the sum of the number of persons with individual types of disability.

Three answers were allowed at maximum.

A person might have more than one selected type of disability and hence his/her main reason for not accepting a suitable job might not be owing to single disability. Figures in brackets represent the corresponding figures in respect of persons with single disability.

9 居住在住戶內的殘疾人士及有特定需要的長期病患者的照顧者 Carers of persons with disabilities and persons with chronic diseases who had specific needs residing in households

9.1 本章的焦點是分析提供照顧予*居住在住戶內*的殘疾人士及因長期病患令其在日常生活有困難或正在使用輔助儀器的長期病患者（以下簡稱為「有特定需要的長期病患者」）的人士的資料。

9.1 The focus of this Chapter is to analyse the information about people who provided care to those persons with disabilities and persons with chronic diseases who were encountering difficulty in day-to-day living or using assistive device due to their chronic diseases (referred to as "persons with chronic diseases who had specific needs") ***residing in households***.

主要照顧者及特定照顧者

9.2 殘疾人士及有特定需要的長期病患者被問及他們是否因其殘疾及長期病患而有別人照顧其日常生活。若是，他們再被問及有關其照顧者的資料，例如是否與照顧者共住、照顧者的身分及每周通常受照顧者照顧時數等。對於有多於一人照顧其日常生活的殘疾人士及有特定需要的長期病患者而言，「**主要照顧者**」為一星期內照顧他們最長時間的人士。表 9.1 - 9.5 列載有關這些提供照顧予居住在住戶內的殘疾人士及有特定需要的長期病患者的主要照顧者的統計調查結果。

Primary carer and specific carer

9.2 Persons with disabilities and persons with chronic diseases who had specific needs were asked whether they had another person taking care of their day-to-day living owing to their disabilities and chronic diseases and if so, to provide information pertaining to their carer such as whether they were living together with the carer, identity of the carer and usual hours of caring services provided by the carer per week, etc. For those persons with disabilities and persons with chronic diseases who had specific needs and had more than one person taking care of their day-to-day living, "**primary carer**" refers to the person who provided the longest hours of caring services during a week. Tables 9.1 - 9.5 present the survey findings pertaining to these primary carers who provided care to persons with disabilities and persons with chronic diseases who had specific needs residing in households.

9.3 對於有多於一人照顧其日常生活的殘疾人士及有特定需要的長期病患者而言，「**主要特定照顧者**」為一星期內照顧他們最長時間的**親人及朋友**。表 9.6a - 9.6f 列載有關這些提供照顧予居住在住戶內的殘疾人士及有特定需要的長期病患者的主要特定照顧者的統計調查結果。

9.3 For those persons with disabilities and persons with chronic diseases who had specific needs and had more than one person taking care of their day-to-day living, "**primary specific carer**" refers to the **relative and friend** who provided the longest hours of caring services during a week. Tables 9.6a - 9.6f present the survey findings pertaining to these primary specific carers who provided care to persons with disabilities and persons with chronic diseases who had specific needs residing in households.

多於一種殘疾類別的影響

9.4 由於一名人士可能有多於一種選定殘疾類別，因此他／她是否有別人照顧其日常生活不一定只受單一種殘疾類別影響。對於本章

Effect of multiple disabilities

9.4 Since a person might have more than one selected type of disability, whether he/she had another person taking care of his/her day-to-day

列載的統計調查結果，尤其是按不同殘疾類別的分析，必須謹慎闡釋。表 9.1 - 9.6f 括號內的數字列載有關只有單一種殘疾類別的人士的統計調查結果，以供參考。由於智障並不包括在本章的分析中，部分只有單一種殘疾類別的人士，可能同時有智障的情況。

living might not be owing to single disability. Therefore, caution should be taken when interpreting the survey results presented in this Chapter, especially for the analysis by selected type of disability. The survey results pertaining to persons with single disability were also given in brackets in Tables 9.1 - 9.6f for reference. Since intellectual disability (ID) was not included in the analysis of this Chapter, some persons with single disability might have the condition of ID at the same time.

I. 有別人照顧其日常生活的居住在住戶內的殘疾人士及有特定需要的長期病患者

9.5 在 534 200 名殘疾人士及 1 799 100 名長期病患者中，分別有 462 400 名殘疾人士及 580 800 名有特定需要的長期病患者居住在住戶內。而在該 462 400 名居住在住戶內的殘疾人士及 580 800 名居住在住戶內及有特定需要的長期病患者中，分別有 204 200 人（44.2%）及 248 000 人（42.7%）因其殘疾及長期病患而有別人照顧其日常生活。 （表 9.1）

是否需要別人在選定的生活範疇幫助

9.6 在該 185 800 名有別人照顧其日常生活的 12 歲及以上殘疾人士中，最需要別人幫助的生活範疇為「出外」（93.5%），其次是「日常起居生活（如打理家務、準備膳食）」（87.8%）、「健康護理」（66.4%）及「洗澡」（38.5%）。（表 9.2）

9.7 按選定的殘疾類別分析，有別人照顧其日常生活的 12 歲及以上身體活動能力受限制及溝通能力有困難人士首三個最需要別人幫助的生活範疇與整體殘疾人士相同。在 134 000 名有別人照顧其日常生活的 12 歲及以上身體活動能力受限制人士中，相應百分比分別為 96.0%、92.0%及 72.5%。而在 20 800 名有別人照顧其日常生活的 12 歲及以上溝通能力有困難人士中，相應百分比分別為 97.9%、91.2%及 84.3%。

I. Persons with disabilities and persons with chronic diseases who had specific needs residing in households and had a person taking care of their day-to-day living

9.5 Of the 534 200 persons with disabilities and the 1 799 100 persons with chronic diseases, some 462 400 persons with disabilities and 580 800 persons with chronic diseases who had specific needs were residing in households. Among those 462 400 persons with disabilities and the 580 800 persons with chronic diseases who had specific needs residing in households, some 204 200 (44.2%) and 248 000 (42.7%) respectively had another person taking care of their day-to-day living due to their disabilities and chronic diseases. (Table 9.1)

Whether needed another person to help in selected aspects

9.6 Among the 185 800 persons aged 12 and over with disabilities who had a person taking care of their day-to-day living, the most common aspect that needed another person to help was "going out" (93.5%), followed by "daily living (e.g. doing housework, preparing meals)" (87.8%), "health care" (66.4%) and "bathing" (38.5%). (Table 9.2)

9.7 Analysed by selected type of disability, the three most common aspects that needed another person to help for persons aged 12 and over with restriction in body movement and communication difficulty who had a person taking care of their day-to-day living were same as those of persons with disabilities. Among the 134 000 persons aged 12 and over with restriction in body movement who had a person taking care of their day-to-day living, the corresponding percentages were 96.0%, 92.0%

（表 9.2）

照顧者的數目

9.8 在該 204 200 名有別人照顧其日常生活的殘疾人士中，59.0%只有 1 位照顧者，其餘 41.0%有至少 2 位照顧者。而在該 248 000 名有特定需要的長期病患者中，67.5%只有 1 位照顧者，其餘 32.5%有至少 2 位照顧者。 （表 9.3）

9.9 按選定的殘疾類別分析，有多於 1 位照顧者的百分比最低為視覺有困難人士（41.5%），最高則為溝通能力有困難人士（52.2%）。（表 9.3）

是否與照顧者共住

9.10 在該 204 200 名有別人照顧其日常生活的殘疾人士中，84.8%與照顧者共住。而在該 248 000 名有特定需要的長期病患者中，相應的百分比則為 83.3%。 （表 9.4a）

9.11 與整體 204 200 名殘疾人士的情況比較，有自閉症譜系障礙、有特殊學習困難及有注意力不足／過度活躍症人士與照顧者共住的百分比較高，可能由於他們的年齡較小。這些類別的人士與照顧者共住的百分比分別為 97.1%、93.7%及 92.2%。 （表 9.4a）

照顧者的身分

9.12 在該 204 200 名有別人照顧其日常生活的殘疾人士中，28.7%的照顧者為他們的子女／女婿／媳婦，28.2%是他們的家庭傭工，20.7%是他們的配偶，而 15.0%是他們的父母。至於該 248 000 名有特定需要的長期病患者中，31.9%的照顧者為他們的子女／女婿／媳婦，28.9%是他們的配偶，24.5%是他們的家庭傭工，而 7.9%是他們的父母。 （表 9.4b）

and 72.5% respectively. For 20 800 persons aged 12 and over with communication difficulty who had a person taking care of their day-to-day living, the corresponding percentages were 97.9%, 91.2% and 84.3% respectively. (Table 9.2)

Number of carers

9.8 Of the 204 200 persons with disabilities who had a person taking care of their day-to-day living, 59.0% had only 1 carer and the remaining 41.0% had at least 2 carers. As for those 248 000 persons with chronic diseases who had specific needs, 67.5% had only 1 carer and the remaining 32.5% had at least 2 carers. (Table 9.3)

9.9 Analysed by selected type of disability, the percentage of persons who had more than 1 carer was the lowest for persons with seeing difficulty (41.5%) and the highest for persons with communication difficulty (52.2%). (Table 9.3)

Whether living together with the carer

9.10 Among those 204 200 persons with disabilities who had a person taking care of their day-to-day living, 84.8% were living together with their carer. The corresponding percentage for those 248 000 persons with chronic diseases who had specific needs was 83.3%. (Table 9.4a)

9.11 Compared with the overall situation pertaining to the total of 204 200 persons with disabilities, persons with Autism Spectrum Disorder (ASD), Specific Learning Difficulties (SpLD) and Attention Deficit / Hyperactivity Disorder (AD/HD) had higher percentage of living together with the carer, probably due to their young age. The percentages of living together with carer for these groups of persons were 97.1%, 93.7% and 92.2% respectively. (Table 9.4a)

Identity of the carer

9.12 For the 204 200 persons with disabilities who had another person taking care of their day-to-day living, 28.7% of their carers were their children/son-in-law/daughter-in-law, 28.2% were their domestic helpers, 20.7% were their spouses and 15.0% were their parents. As for those 248 000 persons with chronic diseases who had specific needs, 31.9% of their carers were their children/son-in-law/daughter-in-law, 28.9% were

their spouses, 24.5% were their domestic helpers and 7.9% were their parents. (Table 9.4b)

9.13 按選定的殘疾類別分析，身體活動能力受限制、視覺有困難及聽覺有困難人士最普遍提及的三類照顧者身分依遞降次序為子女／女婿／媳婦、家庭傭工及配偶。在溝通能力有困難及有精神病／情緒病人士中，他們的照顧者以家庭傭工佔最多，其次是他們的子女／女婿／媳婦及配偶。而大部分有自閉症譜系障礙、有特殊學習困難及有注意力不足／過度活躍症人士的照顧者則為其父母，其次是家庭傭工。（表 9.4b）

9.13 Analysed by selected type of disability, the three most commonly cited identities of the carer for persons with restriction in body movement, seeing difficulty and hearing difficulty were, in descending order, children/son-in-law/ daughter-in-law, domestic helpers and spouses. For persons with communication difficulty and mental illness / mood disorder, most of their carers were their domestic helpers, followed by their children/son-in-law/daughter-in-law and spouses. As regards persons with ASD, SpLD and AD/HD, the majority of their carers were their parents, followed by domestic helpers. (Table 9.4b)

是否需要支付照顧費用予照顧者

Whether needed to pay for the caring services provided by the carer

9.14 在有別人照顧其日常生活的殘疾人士及有特定需要的長期病患者中，分別有約 29.8% 及 26.2%表示需要支付照顧費用予其照顧者。（表 9.4c）

9.14 Some 29.8% and 26.2% respectively of persons with disabilities and persons with chronic diseases who had specific needs and had a person taking care of their day-to-day living reported that they needed to pay for the caring services provided by their carers. (Table 9.4c)

9.15 按選定的殘疾類別分析，需要支付照顧費用的人士佔有個別殘疾類別人士的百分比最低為有注意力不足／過度活躍症人士（10.9%），最高則為身體活動能力受限制人士（36.4%）。（表 9.4c）

9.15 Analysed by selected type of disability, the percentage of persons who needed to pay for the caring services was the lowest for persons with AD/HD (10.9%) and the highest for persons with restriction in body movement (36.4%). (Table 9.4c)

每周通常受照顧者照顧時數

Usual hours of caring services provided by the carer per week

9.16 在 204 200 名有別人照顧其日常生活的殘疾人士中，約 47.0%表示照顧者每周照顧他們少於 40 小時。他們每周通常受照顧者照顧時數的中位數為 42 小時。在 248 000 名有特定需要的長期病患者中，相應的數字分別為 52.1%及 35 小時。（表 9.4d）

9.16 Of the 204 200 persons with disabilities who had a person taking care of their day-to-day living, some 47.0% cited that their carers usually took care of them for less than 40 hours per week. The median usual hours of caring services provided by the carer per week was 42 hours. The corresponding figures for those 248 000 persons with chronic diseases who had specific needs were 52.1% and 35 hours respectively. (Table 9.4d)

9.17 按選定的殘疾類別分析，每周通常受照顧者照顧時數的中位數以有注意力不足／過度活躍症人士為最短（35 小時），而以溝通能力有困難人士為最長（56 小時）。（表 9.4d）

9.17 Analysed by selected type of disability, the median usual hours of caring services provided by the carer per week was the shortest for persons with AD/HD (35 hours) and the longest for persons with communication difficulty (56 hours).

與照顧者年齡差距

9.18 在該 204 200 名殘疾人士中，約 13.4%的年齡與照顧者相近。而超過半數（61.4%）的年齡較其照顧者大 6 年及以上。另約 20.4%則較其照顧者年輕 6 年及以上。在 248 000 名有特定需要的長期病患者中，他們與其照顧者年齡差距的分布與殘疾人士的大致相同，相應的百分比分別為 20.0%、62.5%及 11.2%。 （表 9.4e）

9.19 按選定的殘疾類別分析，超過 7 成的身體活動能力受限制、視覺有困難及聽覺有困難人士遠較其照顧者年老。另一方面，有自閉症譜系障礙、有特殊學習困難及有注意力不足／過度活躍症人士一般遠較其照顧者年輕。（表 9.4e）

共住照顧者是否殘疾人士

9.20 在 173 100 名與照顧者共住的殘疾人士中，約 8.7%表示其照顧者為殘疾人士。（表 9.5）

9.21 按選定的殘疾類別分析，其照顧者為殘疾人士的人士佔有個別殘疾類別人士的百分比最低為有特殊學習困難人士（7.5%），最高則為有注意力不足／過度活躍症人士（12.5%）。（表 9.5）

II. 有特定照顧者的居住在住戶內的殘疾人士及有特定需要的長期病患者

特定照顧者的年齡

9.22 在該 177 500 名有特定照顧者的殘疾人士中，約 28.2%的特定照顧者為 50 - 59 歲，20.5%為 40 - 49 歲，特定照顧者的年齡中位數為 55 歲。另外在 212 100 名有特定需要的長期病患者中，24.3%的特定照顧者為 50 - 59 歲，22.0%為 70 歲

(Table 9.4d)

Difference in age compared with the carer

9.18 Among the 204 200 persons with disabilities, some 13.4% were with their age close to that of their carer. More than half (61.4%) were with their age at least 6 years older than that of their carer. Another 20.4% were younger than their carer for 6 years and more. As for the 248 000 persons with chronic diseases who had specific needs, their distribution by difference in age compared with the carer was similar to that of persons with disabilities, with the corresponding percentages at 20.0%, 62.5% and 11.2% respectively. (Table 9.4e)

9.19 Analysed by selected type of disability, over 70% of persons with restriction in body movement, seeing difficulty and hearing difficulty were much older than their carer. On the other hand, persons with ASD, SpLD and AD/HD were generally much younger than their carer. (Table 9.4e)

Whether the carer living together was a person with disabilities

9.20 Among the 173 100 persons with disabilities who were living together with the carer, some 8.7% of the carers were persons with disabilities. (Table 9.5)

9.21 Analysed by selected type of disability, the percentage of persons whose carers were persons with disabilities was the lowest for persons with SpLD (7.5%) and the highest for persons with AD/HD (12.5%). (Table 9.5)

II. Persons with disabilities and persons with chronic diseases who had specific needs residing in households and had a specific carer

Age of the specific carer

9.22 Among the 177 500 persons with disabilities who had a specific carer, some 28.2% of their specific carers were aged 50 - 59, 20.5% were aged 40 - 49. The median age of the specific carers was 55. As for the 212 100

及以上，特定照顧者的年齡中位數為 58 歲。（表 9.6a）

persons with chronic diseases who had specific needs, 24.3% of their specific carers were aged 50 - 59, 22.0% were aged 70 and over. The median age of the specific carers was 58. (Table 9.6a)

9.23 按選定的殘疾類別分析，有自閉症譜系障礙、有特殊學習困難及有注意力不足／過度活躍症人士的特定照顧者普遍較年輕，其年齡中位數分別為 45、46 及 43 歲。（表 9.6a）

9.23 Analysed by selected type of disability, the specific carers of persons with ASD, SpLD and AD/HD were generally younger, the median ages of the specific carers were 45, 46 and 43 respectively. (Table 9.6a)

特定照顧者的性別

Sex of the specific carer

9.24 在所有有特定照顧者的殘疾人士中，特定照顧者為女性所佔的百分比較男性的為高，分別佔 65.6%及 34.3%。而所有有特定需要的長期病患者的分布亦相同，相應數字分別為 65.4%及 34.6%。（表 9.6b）

9.24 Among all persons with disabilities who had a specific carer, the specific carers were proportionally more females (65.6%) than males (34.3%). This was also the case for the all persons with chronic diseases who had specific needs, the corresponding figures were 65.4% and 34.6% respectively. (Table 9.6b)

9.25 按選定的殘疾類別分析，有個別殘疾類別人士的分布與整體殘疾人士大致相同。另一方面，有注意力不足／過度活躍症、有特殊學習困難及有自閉症譜系障礙人士的特定照顧者為女性的百分比較高，分別為 83.4%、78.9%及 77.7%。（表 9.6b）

9.25 Analysed by selected type of disability, the distributions of persons with individual types of disability were similar to the overall situation. On the other hand, the percentages of specific carer being female were higher for persons with AD/HD, SpLD and ASD, at 83.4%, 78.9% and 77.7% respectively. (Table 9.6b)

受特定照顧者照顧年期

Number of years of caring services provided by the specific carer

9.26 在 177 500 名有特定照顧者的殘疾人士中，超過半數（59.8%）表示受特定照顧者照顧不超過 10 年，另約有 15.1%則受特定照顧者照顧超過 10 年。在 212 100 名有特定需要的長期病患者中，他們受特定照顧者照顧年期的分布與殘疾人士大致相同，相應的百分比分別為 58.7%及 11.4%。（表 9.6c）

9.26 Among the 177 500 persons with disabilities who had a specific carer, more than half (59.8%) cited that the specific carer provided caring services for not exceeding 10 years, another 15.1% were more than 10 years. As for the 212 100 persons with chronic diseases who had specific needs, their distribution of number of years of caring services provided by the specific carer was similar to that of persons with disabilities, with the corresponding percentages at 58.7% and 11.4% respectively. (Table 9.6c)

9.27 按選定的殘疾類別分析，有特殊學習困難、有注意力不足／過度活躍症、有自閉症譜系障礙及溝通能力有困難人士受特定照顧者照顧超過 10 年的百分比較高，分別為 36.1%、29.4%、29.2%及 27.8%。（表 9.6c）

9.27 Analysed by selected type of disability, persons with SpLD, AD/HD, ASD and communication difficulty had higher percentage of the specific carers providing caring services for more than 10 years, at 36.1%, 29.4%, 29.2% and 27.8% respectively. (Table 9.6c)

特定照顧者在統計前1個月因照顧而感到有精神壓力的頻率

Frequency of the specific carer feeling stressed due to the caring service during the 1 month before enumeration

備註

Remarks

9.28 有關特定照顧者有否因照顧而感到有精神壓力的問題，需要盡量在殘疾人士／有特定需要的長期病患者不在場或不知情的情況下由照顧者親自回覆，以保持數據的準確性。在訪問時部分特定照顧者不在場而需要之後再聯絡跟進，當中約 2 成殘疾人士／有特定需要的長期病患者的特定照顧者未能聯絡或拒絕回答，以下統計調查結果不包括未能聯絡或拒絕回答的人士。

9.28 The specific carer needs to answer the questions on the stress of the specific carer due to the caring service in person and without the presence or knowledge of the persons with disabilities or persons with chronic diseases who had specific needs to maintain the data accuracy. Those specific carers not available during the interview may need to be contacted for follow-up. Specific carers of around 20% of persons with disabilities or persons with chronic diseases who had specific needs could not be contacted or refused. The survey findings below excluded those persons who could not be contacted or refused.

9.29 在 150 800 名有特定照顧者的殘疾人士中，52.4%的照顧者表示在統計前 1 個月曾因照顧而感到有精神壓力，另外 46.0%則表示完全沒有。而在 162 000 名有特定需要的長期病患者的相應數字分別為 54.9%及 42.2%。 （表 9.6d）

9.29 Among the 150 800 persons with disabilities who had a specific carer, 52.4% of their carers cited that they felt stressed due to the caring services during the 1 month before enumeration while another 46.0% never felt stressed. The corresponding percentages for those 162 000 persons with chronic diseases who had specific needs were 54.9% and 42.2% respectively. (Table 9.6d)

9.30 按選定的殘疾類別分析，有自閉症譜系障礙、有注意力不足／過度活躍症及有特殊學習困難人士的特定照顧者在統計前 1 個月曾因照顧而感到有精神壓力的百分比較高，分別為 71.4%、71.2%及 67.7%。 （表 9.6d）

9.30 Analysed by selected type of disability, persons with ASD, AD/HD and SpLD had higher percentage of the specific carers feeling stressed due to the caring services during the 1 month before enumeration, at 71.4%, 71.2% and 67.7% respectively. (Table 9.6d)

特定照顧者上一次感到有精神壓力的程度

Level of stress the specific carer felt last time

9.31 在 79 100 名有特定照顧者在統計前 1 個月曾因照顧而感到有精神壓力的殘疾人士中，60.5%的特定照顧者形容上一次感到有精神壓力的程度為輕微，30.9%則形容程度為介乎輕微與嚴重之間。而在 88 900 名有特定需要的長期病患者的相應數字分別為 56.0%及 27.0%。（表 9.6e）

9.31 Among the 79 100 persons with disabilities who had a specific carer felt stressed due to the caring services during the 1 month before enumeration, 60.5% of their specific carers described that they felt stressed a little last time, while 30.9% felt somewhere in between a little and a lot. The corresponding figures for those 88 900 persons with chronic diseases who had specific needs were 56.0% and 27.0% respectively. (Table 9.6e)

9.32 按選定的殘疾類別分析，其特定照顧者形容上一次感到有精神壓力的程度為輕微的百分比最低為有注意力不足／過度活躍症人士（47.0%），最高則為聽覺有困難人士（63.4%）。（表 9.6e）

9.32 Analysed by selected type of disability, the percentage of the specific carer describing that they felt stressed a little last time was the lowest for persons with AD/HD (47.0%) and the highest for persons with hearing difficulty (63.4%). (Table 9.6e)

特定照顧者的就業情況

Employment status of the specific carer

9.33 在 177 500 名有特定照顧者的殘疾人士中，44.5%的特定照顧者在統計時正在就業；12.8%在統計時沒有就業並因為照顧而辭去工作。而在 212 100 名有特定需要的長期病患者的相應數字分別為 38.0%及 14.4%。 （表 9.6f）

9.33 Among the 177 500 persons with disabilities who had a specific carer, 44.5% of their specific carers had a job at the time of enumeration; 12.8% did not have a job at the time of enumeration and quitted due to the caring service. The corresponding figures for those 212 100 persons with chronic diseases who had specific needs were 38.0% and 14.4% respectively. (Table 9.6f)

9.34 按選定的殘疾類別分析，其特定照顧者在統計時正在就業的百分比最低為有特殊學習困難人士（33.3%），最高則為視覺有困難人士（47.0%）。另一方面，其特定照顧者在統計時沒有就業並因為照顧而辭去工作的百分比最低為聽覺有困難人士（7.3%），最高則為有注意力不足／過度活躍症人士（26.0%）。 （表 9.6f）

9.34 Analysed by selected type of disability, the percentage of the specific carer having a job at the time of enumeration was the lowest for persons with SpLD (33.3%) and the highest for persons with seeing difficulty (47.0%). On the other hand, the percentage of the specific carer not having a job at the time of enumeration and quitted due to the caring service was the lowest for persons with hearing difficulty (7.3%) and the highest for persons with AD/HD (26.0%). (Table 9.6f)

表 9.1 按選定的殘疾類別及是否因其殘疾及長期病患而有別人照顧其日常生活劃分的居住在住戶內的殘疾人士及有特定需要的長期病患者數目

Table 9.1 Persons with disabilities and persons with chronic diseases who had specific needs residing in households by selected type of disability and whether had a person taking care of their day-to-day living due to their disabilities and chronic diseases

	是否因其殘疾及長期病患而有別人照顧其日常生活 Whether had a person taking care of their day-to-day living due to their disabilities and chronic diseases					
	是 Yes		不是 No		總計 Total	
選定的殘疾類別* Selected type of disability*	人數 No. of persons ('000)	百分比 %	人數 No. of persons ('000)	百分比 %	人數 No. of persons ('000)	百分比 %
身體活動能力受限制 Restriction in body movement	134.5 (78.3)	70.9 (65.8)	55.2 (40.8)	29.1 (34.2)	189.7 (119.1)	100.0 (100.0)
視覺有困難 Seeing difficulty	24.7 (6.3)	57.5 (35.4)	18.2 (11.6)	42.5 (64.6)	42.9 (17.9)	100.0 (100.0)
聽覺有困難 Hearing difficulty	23.3 (2.7)	56.0 (22.1)	18.3 (9.6)	44.0 (77.9)	41.5 (12.3)	100.0 (100.0)
溝通能力有困難 Communication difficulty	22.0 (1.6)	78.7 (65.2)	6.0 (0.9)	21.3 (34.8)	28.0 (2.5)	100.0 (100.0)
精神病／情緒病 Mental illness / mood disorder	64.6 (24.3)	29.8 (15.1)	152.4 (137.1)	70.2 (84.9)	216.9 (161.5)	100.0 (100.0)
自閉症譜系障礙 Autism Spectrum Disorder	13.2 (4.7)	61.6 (50.2)	8.3 (4.6)	38.4 (49.8)	21.5 (9.3)	100.0 (100.0)
特殊學習困難 Specific Learning Difficulties	15.8 (4.5)	47.0 (29.5)	17.7 (10.7)	53.0 (70.5)	33.5 (15.2)	100.0 (100.0)
注意力不足／過度活躍症 Attention Deficit / Hyperactivity Disorder	17.6 (5.8)	46.9 (35.5)	19.9 (10.5)	53.1 (64.5)	37.5 (16.2)	100.0 (100.0)
所有殘疾人士（智障人士除外）@ All persons with disabilities (excluding persons with intellectual disability)@	204.2 (128.3)	44.2 (36.2)	258.2 (225.8)	55.8 (63.8)	462.4 (354.1)	100.0 (100.0)
有特定需要的長期病患者 Persons with chronic diseases who had specific needs	248.0	42.7	332.8	57.3	580.8	100.0

註釋： * 一名人士可能有多於一種選定殘疾類別。因此他／她是否有別人照顧其日常生活不一定只受單一種殘疾類別影響。括號內的數字顯示只有單一種殘疾類別的人士的相應數字。

@ 一名人士可能有多於一種選定殘疾類別。因此，殘疾人士的合計數目較有個別殘疾類別人士數目的總和為小。

Notes: * A person might have more than one selected type of disability and hence whether he/she had another person taking care of his/her day-to-day living might not be owing to single disability. Figures in brackets represent the corresponding figures in respect of persons with single disability.

@ A person might have more than one selected type of disability and hence the overall number of persons with disabilities is smaller than the sum of the number of persons with individual types of disability.

表 9.2 按是否需要別人在選定的生活範疇幫助及選定的殘疾類別劃分的有別人照顧其日常生活的居住在住戶內的12歲及以上殘疾人士數目

Table 9.2 Persons aged 12 and over with disabilities residing in households who had a person taking care of their day-to-day living by whether needed another person to help in selected aspects and selected type of disability

	選定的殘疾類別* Selected type of disability*				所有殘疾人士（智障人士除外）@ All persons with disabilities (excluding persons with intellectual disability)@	
	身體活動能力受限制 Restriction in body movement		溝通能力有困難 Communication difficulty			
是否需要別人在選定的生活範疇幫助 Whether needed another person to help in selected aspects	人數 No. of persons ('000)	百分比 %	人數 No. of persons ('000)	百分比 %	人數 No. of persons ('000)	百分比 %
穿衣服 Dressing						
需要 Yes	55.9 (25.9)	41.7 (33.1)	12.5 (0.4)	60.4 (30.4)	60.5 (29.0)	32.6 (24.7)
不需要 No	78.2 (52.4)	58.3 (66.9)	8.2 (1.0)	39.6 (69.6)	125.3 (88.6)	67.4 (75.3)
洗澡 Bathing						
需要 Yes	64.9 (32.0)	48.4 (40.9)	13.3 (0.6)	64.1 (44.3)	71.5 (36.4)	38.5 (30.9)
不需要 No	69.1 (46.3)	51.6 (59.1)	7.5 (0.8)	35.9 (55.7)	114.3 (81.2)	61.5 (69.1)
如廁 Toileting						
需要 Yes	55.9 (26.4)	41.7 (33.8)	13.1 (0.5)	62.8 (37.1)	60.7 (29.3)	32.7 (24.9)
不需要 No	78.1 (51.9)	58.3 (66.2)	7.7 (0.9)	37.2 (62.9)	125.0 (88.4)	67.3 (75.1)

註釋： * 一名人士可能有多於一種選定殘疾類別。因此他／她是否需要別人在選定的生活範疇幫助不一定只受單一種殘疾類別影響。括號內的數字顯示只有單一種殘疾類別的人士的相應數字。

@ 一名人士可能有多於一種選定殘疾類別。因此，殘疾人士的合計數目較有個別殘疾類別人士數目的總和為小。

Notes: * A person might have more than one selected type of disability and hence whether he/she needed another person to help in selected aspects might not be owing to single disability. Figures in brackets represent the corresponding figures in respect of persons with single disability.

@ A person might have more than one selected type of disability and hence the overall number of persons with disabilities is smaller than the sum of the number of persons with individual types of disability.

（待續）
(To be cont'd)

表 9.2（續） **按是否需要別人在選定的生活範疇幫助及選定的殘疾類別劃分的有別人照顧其日常生活的居住在住戶內的12歲及以上殘疾人士數目**

Table 9.2 (Cont'd) **Persons aged 12 and over with disabilities residing in households who had a person taking care of their day-to-day living by whether needed another person to help in selected aspects and selected type of disability**

	選定的殘疾類別* Selected type of disability*				所有殘疾人士（智障人士除外）@ All persons with disabilities (excluding persons with intellectual disability)@	
	身體活動能力受限制 Restriction in body movement		溝通能力有困難 Communication difficulty			
是否需要別人在選定的生活範疇幫助 Whether needed another person to help in selected aspects	人數 No. of persons ('000)	百分比 %	人數 No. of persons ('000)	百分比 %	人數 No. of persons ('000)	百分比 %
進食 Feeding						
需要 Yes	36.7 (14.9)	27.4 (19.0)	10.7 (0.3)	51.7 (22.2)	40.5 (17.5)	21.8 (14.9)
不需要 No	97.4 (63.5)	72.6 (81.0)	10.0 (1.1)	48.3 (77.8)	145.3 (100.2)	78.2 (85.1)
身體轉移 Body transferring						
需要 Yes	65.4 (33.1)	48.8 (42.3)	12.4 (‡)	59.4 (‡)	69.4 (35.9)	37.4 (30.5)
不需要 No	68.7 (45.2)	51.2 (57.7)	8.4 (1.3)	40.6 (93.6)	116.4 (81.7)	62.6 (69.5)
日常起居生活（如打理家務、準備膳食） Daily living (e.g. doing house-work, preparing meals)						
需要 Yes	123.3 (70.8)	92.0 (90.3)	19.0 (1.0)	91.2 (74.3)	163.2 (100.5)	87.8 (85.4)
不需要 No	10.7 (7.6)	8.0 (9.7)	1.8 (0.4)	8.8 (25.7)	22.6 (17.2)	12.2 (14.6)

註釋： * 一名人士可能有多於一種選定殘疾類別。因此他／她是否需要別人在選定的生活範疇幫助不一定只受單一種殘疾類別影響。括號內的數字顯示只有單一種殘疾類別的人士的相應數字。

@ 一名人士可能有多於一種選定殘疾類別。因此，殘疾人士的合計數目較有個別殘疾類別人士數目的總和為小。

‡ 由於抽樣誤差甚大，數目少於250的估計（包括數值為零的數字）或基於這些估計而編製的相關統計數字（如百分比）不予公布。

Notes: * A person might have more than one selected type of disability and hence whether he/she needed another person to help in selected aspects might not be owing to single disability. Figures in brackets represent the corresponding figures in respect of persons with single disability.

@ A person might have more than one selected type of disability and hence the overall number of persons with disabilities is smaller than the sum of the number of persons with individual types of disability.

‡ Estimates less than 250 (including zero figures) and related statistics derived based on such estimates (e.g. percentages) are not released due to very large sampling errors.

（待續）
(To be cont'd)

表 9.2（續） **按是否需要別人在選定的生活範疇幫助及選定的殘疾類別劃分的有別人照顧其日常生活的居住在住戶內的12歲及以上殘疾人士數目**

Table 9.2 (Cont'd) **Persons aged 12 and over with disabilities residing in households who had a person taking care of their day-to-day living by whether needed another person to help in selected aspects and selected type of disability**

	選定的殘疾類別* Selected type of disability*				所有殘疾人士（智障人士除外）@ All persons with disabilities (excluding persons with intellectual disability)@	
	身體活動能力受限制 Restriction in body movement		溝通能力有困難 Communication difficulty			
是否需要別人在選定的生活範疇幫助 Whether needed another person to help in selected aspects	人數 No. of persons ('000)	百分比 %	人數 No. of persons ('000)	百分比 %	人數 No. of persons ('000)	百分比 %
健康護理 Health care						
需要 Yes	97.1 (51.4)	72.5 (65.6)	17.5 (1.0)	84.3 (70.1)	123.4 (70.9)	66.4 (60.3)
不需要 No	36.9 (26.9)	27.5 (34.4)	3.3 (0.4)	15.7 (29.9)	62.4 (46.7)	33.6 (39.7)
出外 Going out						
需要 Yes	128.7 (74.7)	96.0 (95.4)	20.4 (1.3)	97.9 (96.2)	173.7 (108.1)	93.5 (91.9)
不需要 No	5.4 (3.6)	4.0 (4.6)	0.4 (‡)	2.1 (‡)	12.0 (9.5)	6.5 (8.1)
總計 Total	134.0 (78.3)	100.0 (100.0)	20.8 (1.4)	100.0 (100.0)	185.8 (117.6)	100.0 (100.0)

註釋： * 一名人士可能有多於一種選定殘疾類別。因此他／她是否需要別人在選定的生活範疇幫助不一定只受單一種殘疾類別影響。括號內的數字顯示只有單一種殘疾類別的人士的相應數字。

@ 一名人士可能有多於一種選定殘疾類別。因此，殘疾人士的合計數目較有個別殘疾類別人士數目的總和為小。

‡ 由於抽樣誤差甚大，數目少於250的估計（包括數值為零的數字）或基於這些估計而編製的相關統計數字（如百分比）不予公布。

Notes: * A person might have more than one selected type of disability and hence whether he/she needed another person to help in selected aspects might not be owing to single disability. Figures in brackets represent the corresponding figures in respect of persons with single disability.

@ A person might have more than one selected type of disability and hence the overall number of persons with disabilities is smaller than the sum of the number of persons with individual types of disability.

‡ Estimates less than 250 (including zero figures) and related statistics derived based on such estimates (e.g. percentages) are not released due to very large sampling errors.

表 9.3 按照顧者的數目及選定的殘疾類別劃分的有別人照顧其日常生活的居住在住戶內的殘疾人士及有特定需要的長期病患者數目

Table 9.3 Persons with disabilities and persons with chronic diseases who had specific needs residing in households and had a person taking care of their day-to-day living by number of carers and selected type of disability

	選定的殘疾類別* Selected type of disability*					
	身體活動能力受限制 Restriction in body movement		視覺有困難 Seeing difficulty		聽覺有困難 Hearing difficulty	
照顧者的數目 Number of carers	人數 No. of persons ('000)	百分比 %	人數 No. of persons ('000)	百分比 %	人數 No. of persons ('000)	百分比 %
1	76.2 (47.3)	56.6 (60.3)	14.4 (4.6)	58.5 (72.8)	12.8 (1.9)	55.1 (71.1)
2	48.3 (26.1)	35.9 (33.4)	8.3 (1.4)	33.8 (22.8)	9.1 (0.8)	38.9 (27.8)
3	7.7 (4.0)	5.7 (5.1)	1.3 (0.3)	5.3 (4.4)	1.1 (‡)	4.9 (‡)
≥ 4	2.3 (0.9)	1.7 (1.1)	0.6 (‡)	2.4 (‡)	0.3 (‡)	1.1 (‡)
總計 Total	134.5 (78.3)	100.0 (100.0)	24.7 (6.3)	100.0 (100.0)	23.3 (2.7)	100.0 (100.0)

註釋： * 一名人士可能有多於一種選定殘疾類別。因此他／她是否有別人照顧其日常生活不一定只受單一種殘疾類別影響。括號內的數字顯示只有單一種殘疾類別的人士的相應數字。

‡ 由於抽樣誤差甚大，數目少於250的估計（包括數值為零的數字）或基於這些估計而編製的相關統計數字（如百分比）不予公布。

Notes: * A person might have more than one selected type of disability and hence whether he/she had another person taking care of his/her day-to-day living might not be owing to single disability. Figures in brackets represent the corresponding figures in respect of persons with single disability.

‡ Estimates less than 250 (including zero figures) and related statistics derived based on such estimates (e.g. percentages) are not released due to very large sampling errors.

（待續）
(To be cont'd)

表 9.3（續） 按照顧者的數目及選定的殘疾類別劃分的有別人照顧其日常生活的居住在住戶內的殘疾人士及有特定需要的長期病患者數目

Table 9.3 (Cont'd) **Persons with disabilities and persons with chronic diseases who had specific needs residing in households and had a person taking care of their day-to-day living by number of carers and selected type of disability**

	選定的殘疾類別*（續） Selected type of disability* (Cont'd)					
	溝通能力有困難 Communication difficulty		精神病／情緒病 Mental illness / mood disorder		自閉症譜系障礙 Autism Spectrum Disorder	
照顧者的數目 Number of carers	人數 No. of persons ('000)	百分比 %	人數 No. of persons ('000)	百分比 %	人數 No. of persons ('000)	百分比 %
1	10.5 (1.3)	47.8 (77.9)	36.6 (16.8)	56.6 (69.0)	7.3 (2.1)	55.3 (44.6)
2	9.4 (0.4)	42.6 (22.1)	23.2 (6.7)	35.9 (27.6)	5.3 (2.1)	39.9 (44.9)
3	1.7 (‡)	7.7 (‡)	3.9 (0.7)	6.1 (2.8)	0.6 (0.5)	4.8 (10.6)
≥ 4	0.4 (‡)	1.8 (‡)	0.9 (‡)	1.4 (‡)	‡ (‡)	‡ (‡)
總計 Total	22.0 (1.6)	100.0 (100.0)	64.6 (24.3)	100.0 (100.0)	13.2 (4.7)	100.0 (100.0)

註釋： * 一名人士可能有多於一種選定殘疾類別。因此他／她是否有別人照顧其日常生活不一定只受單一種殘疾類別影響。括號內的數字顯示只有單一種殘疾類別的人士的相應數字。

‡ 由於抽樣誤差甚大，數目少於250的估計（包括數值為零的數字）或基於這些估計而編製的相關統計數字（如百分比）不予公布。

Notes: * A person might have more than one selected type of disability and hence whether he/she had another person taking care of his/her day-to-day living might not be owing to single disability. Figures in brackets represent the corresponding figures in respect of persons with single disability.

‡ Estimates less than 250 (including zero figures) and related statistics derived based on such estimates (e.g. percentages) are not released due to very large sampling errors.

（待續）
(To be cont'd)

表 9.3（續） 按照顧者的數目及選定的殘疾類別劃分的有別人照顧其日常生活的居住在住戶內的殘疾人士及有特定需要的長期病患者數目

Table 9.3 (Cont'd) **Persons with disabilities and persons with chronic diseases who had specific needs residing in households and had a person taking care of their day-to-day living by number of carers and selected type of disability**

	選定的殘疾類別*（續） Selected type of disability* (Cont'd)			
	特殊學習困難 Specific Learning Difficulties		注意力不足／過度活躍症 Attention Deficit / Hyperactivity Disorder	
照顧者的數目 Number of carers	人數 No. of persons ('000)	百分比 %	人數 No. of persons ('000)	百分比 %
1	8.4 (2.6)	53.4 (58.5)	10.2 (3.5)	58.0 (60.9)
2	6.4 (1.4)	40.7 (32.3)	6.7 (1.9)	37.8 (33.1)
3	0.7 (‡)	4.4 (‡)	0.7 (0.3)	4.2 (6.1)
≥ 4	‡ (‡)	‡ (‡)	‡ (‡)	‡ (‡)
總計 Total	15.8 (4.5)	100.0 (100.0)	17.6 (5.8)	100.0 (100.0)

註釋： * 一名人士可能有多於一種選定殘疾類別。因此他／她是否有別人照顧其日常生活不一定只受單一種殘疾類別影響。括號內的數字顯示只有單一種殘疾類別的人士的相應數字。

‡ 由於抽樣誤差甚大，數目少於250的估計（包括數值為零的數字）或基於這些估計而編製的相關統計數字（如百分比）不予公布。

Notes: * A person might have more than one selected type of disability and hence whether he/she had another person taking care of his/her day-to-day living might not be owing to single disability. Figures in brackets represent the corresponding figures in respect of persons with single disability.

‡ Estimates less than 250 (including zero figures) and related statistics derived based on such estimates (e.g. percentages) are not released due to very large sampling errors.

（待續）
(To be cont'd)

表 9.3（續） 按照顧者的數目及選定的殘疾類別劃分的有別人照顧其日常生活的居住在住戶內的殘疾人士及有特定需要的長期病患者數目

Table 9.3 (Cont'd) **Persons with disabilities and persons with chronic diseases who had specific needs residing in households and had a person taking care of their day-to-day living by number of carers and selected type of disability**

	所有殘疾人士（智障人士除外）@ All persons with disabilities (excluding persons with intellectual disability)@		有特定需要的長期病患者 Persons with chronic diseases who had specific needs	
照顧者的數目 Number of carers	人數 No. of persons ('000)	百分比 %	人數 No. of persons ('000)	百分比 %
1	120.4 (80.1)	59.0 (62.4)	167.5	67.5
2	70.6 (40.9)	34.6 (31.9)	64.5	26.0
3	10.5 (6.1)	5.1 (4.7)	13.6	5.5
≥ 4	2.6 (1.2)	1.3 (1.0)	2.3	0.9
總計 Total	204.2 (128.3)	100.0 (100.0)	248.0	100.0

註釋： @ 一名人士可能有多於一種選定殘疾類別。因此，殘疾人士的合計數目較有個別殘疾類別人士數目的總和為小。

一名人士可能有多於一種選定殘疾類別。因此他／她是否有別人照顧其日常生活不一定只受單一種殘疾類別影響。括號內的數字顯示只有單一種殘疾類別的人士的相應數字。

Notes: @ A person might have more than one selected type of disability and hence the overall number of persons with disabilities is smaller than the sum of the number of persons with individual types of disability.

A person might have more than one selected type of disability and hence whether he/she had another person taking care of his/her day-to-day living might not be owing to single disability. Figures in brackets represent the corresponding figures in respect of persons with single disability.

表 9.4a 按選定的殘疾類別及是否與照顧者#共住劃分的有別人照顧其日常生活的居住在住戶內的殘疾人士及有特定需要的長期病患者數目

Table 9.4a Persons with disabilities and persons with chronic diseases who had specific needs residing in households and had a person taking care of their day-to-day living by selected type of disability and whether living together with the carer#

選定的殘疾類別* Selected type of disability*	是否與照顧者#共住 Whether living together with the carer#					
	是 Yes		不是 No		總計 Total	
	人數 No. of persons ('000)	百分比 %	人數 No. of persons ('000)	百分比 %	人數 No. of persons ('000)	百分比 %
身體活動能力受限制 Restriction in body movement	111.4 (64.6)	82.8 (82.4)	23.1 (13.8)	17.2 (17.6)	134.5 (78.3)	100.0 (100.0)
視覺有困難 Seeing difficulty	20.3 (5.3)	82.4 (82.9)	4.3 (1.1)	17.6 (17.1)	24.7 (6.3)	100.0 (100.0)
聽覺有困難 Hearing difficulty	19.3 (2.2)	83.1 (79.4)	3.9 (0.6)	16.9 (20.6)	23.3 (2.7)	100.0 (100.0)
溝通能力有困難 Communication difficulty	18.7 (1.4)	85.0 (85.9)	3.3 (‡)	15.0 (‡)	22.0 (1.6)	100.0 (100.0)
精神病／情緒病 Mental illness / mood disorder	54.9 (20.7)	84.9 (85.3)	9.7 (3.6)	15.1 (14.7)	64.6 (24.3)	100.0 (100.0)
自閉症譜系障礙 Autism Spectrum Disorder	12.8 (4.6)	97.1 (98.5)	0.4 (‡)	2.9 (‡)	13.2 (4.7)	100.0 (100.0)
特殊學習困難 Specific Learning Difficulties	14.8 (4.3)	93.7 (96.1)	1.0 (‡)	6.3 (‡)	15.8 (4.5)	100.0 (100.0)
注意力不足／過度活躍症 Attention Deficit / Hyperactivity Disorder	16.2 (5.3)	92.2 (91.3)	1.4 (0.5)	7.8 (8.7)	17.6 (5.8)	100.0 (100.0)
所有殘疾人士（智障人士除外）@ All persons with disabilities (excluding persons with intellectual disability)@	173.1 (108.3)	84.8 (84.4)	31.1 (20.0)	15.2 (15.6)	204.2 (128.3)	100.0 (100.0)
有特定需要的長期病患者 Persons with chronic diseases who had specific needs	206.5	83.3	41.5	16.7	248.0	100.0

註釋：
對於有多於一人照顧其日常生活的殘疾人士及有特定需要的長期病患者而言，表中所指的照顧者為一星期內照顧他們最長時間的人士，即主要照顧者。
* 一名人士可能有多於一種選定殘疾類別。因此他／她是否有別人照顧其日常生活不一定只受單一種殘疾類別影響。括號內的數字顯示只有單一種殘疾類別的人士的相應數字。
‡ 由於抽樣誤差甚大，數目少於250的估計（包括數值為零的數字）或基於這些估計而編製的相關統計數字（如百分比）不予公布。
@ 一名人士可能有多於一種選定殘疾類別。因此，殘疾人士的合計數目較有個別殘疾類別人士數目的總和為小。

Notes:
For those persons with disabilities and persons with chronic diseases who had specific needs and had more than one person taking care of their day-to-day living, carer in the table refers to the one who provided the longest hours of caring services during a week, i.e. primary carer.
* A person might have more than one selected type of disability and hence whether he/she had another person taking care of his/her day-to-day living might not be owing to single disability. Figures in brackets represent the corresponding figures in respect of persons with single disability.
‡ Estimates less than 250 (including zero figures) and related statistics derived based on such estimates (e.g. percentages) are not released due to very large sampling errors.
@ A person might have more than one selected type of disability and hence the overall number of persons with disabilities is smaller than the sum of the number of persons with individual types of disability.

表 9.4b 按照顧者#的身分及選定的殘疾類別劃分的有別人照顧其日常生活的居住在住戶內的殘疾人士及有特定需要的長期病患者數目

Table 9.4b Persons with disabilities and persons with chronic diseases who had specific needs residing in households and had a person taking care of their day-to-day living by identity of the carer# and selected type of disability

	選定的殘疾類別* Selected type of disability*					
	身體活動能力受限制 Restriction in body movement		視覺有困難 Seeing difficulty		聽覺有困難 Hearing difficulty	
照顧者#的身分 Identity of the carer#	人數 No. of persons ('000)	百分比 %	人數 No. of persons ('000)	百分比 %	人數 No. of persons ('000)	百分比 %
配偶 Spouse	30.3 (18.6)	22.5 (23.7)	6.3 (1.9)	25.7 (29.3)	5.6 (0.6)	24.0 (22.1)
父母 Parent	2.1 (0.7)	1.5 (0.9)	0.7 (0.4)	2.7 (6.4)	0.5 (‡)	1.9 (‡)
子女／女婿／媳婦 Children/son-in-law/daughter-in-law	46.5 (28.9)	34.5 (36.9)	8.5 (2.6)	34.5 (40.6)	8.7 (1.3)	37.4 (48.4)
家庭傭工 Domestic helper	46.1 (24.6)	34.3 (31.5)	7.2 (1.1)	29.3 (16.6)	7.4 (0.7)	31.8 (25.2)
在家中的私家看護／醫護人員 Private nurse at home / nursing staff	3.6 (2.0)	2.7 (2.6)	0.6 (‡)	2.5 (‡)	‡ (‡)	‡ (‡)
其他 Others	6.0 (3.5)	4.5 (4.5)	1.3 (0.4)	5.3 (6.4)	1.0 (‡)	4.2 (‡)
總計 Total	134.5 (78.3)	100.0 (100.0)	24.7 (6.3)	100.0 (100.0)	23.3 (2.7)	100.0 (100.0)

註釋：
對於有多於一人照顧其日常生活的殘疾人士及有特定需要的長期病患者而言，表中所指的照顧者為一星期內照顧他們最長時間的人士，即主要照顧者。
* 一名人士可能有多於一種選定殘疾類別。因此他／她是否有別人照顧其日常生活不一定只受單一種殘疾類別影響。括號內的數字顯示只有單一種殘疾類別的人士的相應數字。
‡ 由於抽樣誤差甚大，數目少於250的估計（包括數值為零的數字）或基於這些估計而編製的相關統計數字（如百分比）不予公布。

Notes:
For those persons with disabilities and persons with chronic diseases who had specific needs and had more than one person taking care of their day-to-day living, carer in the table refers to the one who provided the longest hours of caring services during a week, i.e. primary carer.
* A person might have more than one selected type of disability and hence whether he/she had another person taking care of his/her day-to-day living might not be owing to single disability. Figures in brackets represent the corresponding figures in respect of persons with single disability.
‡ Estimates less than 250 (including zero figures) and related statistics derived based on such estimates (e.g. percentages) are not released due to very large sampling errors.

（待續）
(To be cont'd)

表 9.4b（續） 按照顧者#的身分及選定的殘疾類別劃分的有別人照顧其日常生活的居住在住戶內的殘疾人士及有特定需要的長期病患者數目

Table 9.4b (Cont'd) **Persons with disabilities and persons with chronic diseases who had specific needs residing in households and had a person taking care of their day-to-day living by identity of the carer# and selected type of disability**

	選定的殘疾類別*（續） Selected type of disability* (Cont'd)					
	溝通能力有困難 Communication difficulty		精神病／情緒病 Mental illness / mood disorder		自閉症譜系障礙 Autism Spectrum Disorder	
照顧者#的身分 Identity of the carer#	人數 No. of persons ('000)	百分比 %	人數 No. of persons ('000)	百分比 %	人數 No. of persons ('000)	百分比 %
配偶 Spouse	4.7 (‡)	21.2 (‡)	14.2 (7.4)	22.0 (30.3)	‡ (‡)	‡ (‡)
父母 Parent	3.8 (0.9)	17.2 (57.3)	9.2 (3.3)	14.2 (13.6)	10.3 (3.1)	78.1 (65.9)
子女／女婿／媳婦 Children/son-in-law/daughter-in-law	5.0 (‡)	22.8 (‡)	17.1 (6.6)	26.4 (27.3)	‡ (‡)	‡ (‡)
家庭傭工 Domestic helper	6.9 (‡)	31.4 (‡)	19.3 (4.6)	29.9 (18.7)	2.3 (1.3)	17.2 (28.5)
在家中的私家看護／醫護人員 Private nurse at home / nursing staff	0.4 (‡)	1.9 (‡)	1.2 (0.3)	1.9 (1.2)	‡ (‡)	‡ (‡)
其他 Others	1.2 (0.4)	5.6 (22.0)	3.6 (2.1)	5.6 (8.8)	0.6 (0.3)	4.3 (5.6)
總計 Total	22.0 (1.6)	100.0 (100.0)	64.6 (24.3)	100.0 (100.0)	13.2 (4.7)	100.0 (100.0)

註釋： # 對於有多於一人照顧其日常生活的殘疾人士及有特定需要的長期病患者而言，表中所指的照顧者為一星期內照顧他們最長時間的人士，即主要照顧者。

* 一名人士可能有多於一種選定殘疾類別。因此他／她是否有別人照顧其日常生活不一定只受單一種殘疾類別影響。括號內的數字顯示只有單一種殘疾類別的人士的相應數字。

‡ 由於抽樣誤差甚大，數目少於250的估計（包括數值為零的數字）或基於這些估計而編製的相關統計數字（如百分比）不予公布。

Notes: # For those persons with disabilities and persons with chronic diseases who had specific needs and had more than one person taking care of their day-to-day living, carer in the table refers to the one who provided the longest hours of caring services during a week, i.e. primary carer.

* A person might have more than one selected type of disability and hence whether he/she had another person taking care of his/her day-to-day living might not be owing to single disability. Figures in brackets represent the corresponding figures in respect of persons with single disability.

‡ Estimates less than 250 (including zero figures) and related statistics derived based on such estimates (e.g. percentages) are not released due to very large sampling errors.

（待續）
(To be cont'd)

表 9.4b（續） 按照顧者#的身分及選定的殘疾類別劃分的有別人照顧其日常生活的居住在住戶內的殘疾人士及有特定需要的長期病患者數目

Table 9.4b (Cont'd) Persons with disabilities and persons with chronic diseases who had specific needs residing in households and had a person taking care of their day-to-day living by identity of the carer# and selected type of disability

	選定的殘疾類別*（續） Selected type of disability* (Cont'd)			
	特殊學習困難 Specific Learning Difficulties		注意力不足／過度活躍症 Attention Deficit / Hyperactivity Disorder	
照顧者#的身分 Identity of the carer#	人數 No. of persons ('000)	百分比 %	人數 No. of persons ('000)	百分比 %
配偶 Spouse	0.3 (‡)	2.0 (‡)	‡ (‡)	‡ (‡)
父母 Parent	11.5 (3.3)	72.9 (73.6)	14.0 (4.3)	79.4 (74.3)
子女／女婿／媳婦 Children/son-in-law/daughter-in-law	‡ (‡)	‡ (‡)	‡ (‡)	‡ (‡)
家庭傭工 Domestic helper	2.3 (0.7)	14.5 (15.7)	1.9 (0.8)	10.9 (14.3)
在家中的私家看護／醫護人員 Private nurse at home / nursing staff	‡ (‡)	‡ (‡)	‡ (‡)	‡ (‡)
其他 Others	1.4 (0.5)	8.6 (10.7)	1.5 (0.7)	8.4 (11.5)
總計 Total	15.8 (4.5)	100.0 (100.0)	17.6 (5.8)	100.0 (100.0)

註釋： # 對於有多於一人照顧其日常生活的殘疾人士及有特定需要的長期病患者而言，表中所指的照顧者為一星期內照顧他們最長時間的人士，即主要照顧者。

* 一名人士可能有多於一種選定殘疾類別。因此他／她是否有別人照顧其日常生活不一定只受單一種殘疾類別影響。括號內的數字顯示只有單一種殘疾類別的人士的相應數字。

‡ 由於抽樣誤差甚大，數目少於250的估計（包括數值為零的數字）或基於這些估計而編製的相關統計數字（如百分比）不予公布。

Notes: # For those persons with disabilities and persons with chronic diseases who had specific needs and had more than one person taking care of their day-to-day living, carer in the table refers to the one who provided the longest hours of caring services during a week, i.e. primary carer.

* A person might have more than one selected type of disability and hence whether he/she had another person taking care of his/her day-to-day living might not be owing to single disability. Figures in brackets represent the corresponding figures in respect of persons with single disability.

‡ Estimates less than 250 (including zero figures) and related statistics derived based on such estimates (e.g. percentages) are not released due to very large sampling errors.

（待續）
(To be cont'd)

表 9.4b（續） 按照顧者#的身分及選定的殘疾類別劃分的有別人照顧其日常生活的居住在住戶內的殘疾人士及有特定需要的長期病患者數目

Table 9.4b (Cont'd) **Persons with disabilities and persons with chronic diseases who had specific needs residing in households and had a person taking care of their day-to-day living by identity of the carer# and selected type of disability**

照顧者#的身分 Identity of the carer#	所有殘疾人士（智障人士除外）@ All persons with disabilities (excluding persons with intellectual disability)@		有特定需要的長期病患者 Persons with chronic diseases who had specific needs	
	人數 No. of persons ('000)	百分比 %	人數 No. of persons ('000)	百分比 %
配偶 Spouse	42.2 (28.4)	20.7 (22.1)	71.6	28.9
父母 Parent	30.6 (16.1)	15.0 (12.6)	19.5	7.9
子女／女婿／媳婦 Children/son-in-law/daughter-in-law	58.6 (39.6)	28.7 (30.9)	79.0	31.9
家庭傭工 Domestic helper	57.5 (33.9)	28.2 (26.5)	60.8	24.5
在家中的私家看護／醫護人員 Private nurse at home / nursing staff	4.1 (2.4)	2.0 (1.9)	7.0	2.8
其他 Others	11.2 (7.8)	5.5 (6.1)	10.0	4.0
總計 Total	204.2 (128.3)	100.0 (100.0)	248.0	100.0

註釋：
對於有多於一人照顧其日常生活的殘疾人士及有特定需要的長期病患者而言，表中所指的照顧者為一星期內照顧他們最長時間的人士，即主要照顧者。
@ 一名人士可能有多於一種選定殘疾類別。因此，殘疾人士的合計數目較有個別殘疾類別人士數目的總和為小。
一名人士可能有多於一種選定殘疾類別。因此他／她是否有別人照顧其日常生活不一定只受單一種殘疾類別影響。括號內的數字顯示只有單一種殘疾類別的人士的相應數字。

Notes:
For those persons with disabilities and persons with chronic diseases who had specific needs and had more than one person taking care of their day-to-day living, carer in the table refers to the one who provided the longest hours of caring services during a week, i.e. primary carer.
@ A person might have more than one selected type of disability and hence the overall number of persons with disabilities is smaller than the sum of the number of persons with individual types of disability.
A person might have more than one selected type of disability and hence whether he/she had another person taking care of his/her day-to-day living might not be owing to single disability. Figures in brackets represent the corresponding figures in respect of persons with single disability.

表 9.4c 按選定的殘疾類別及是否需要支付照顧費用予照顧者#劃分的有別人照顧其日常生活的居住在住戶內的殘疾人士及有特定需要的長期病患者數目

Table 9.4c Persons with disabilities and persons with chronic diseases who had specific needs residing in households and had a person taking care of their day-to-day living by selected type of disability and whether needed to pay for the caring services provided by the carer#

	是否需要支付照顧費用予照顧者# Whether needed to pay for the caring services provided by the carer#					
	需要 Yes		不需要 No		總計 Total	
選定的殘疾類別* Selected type of disability*	人數 No. of persons ('000)	百分比 %	人數 No. of persons ('000)	百分比 %	人數 No. of persons ('000)	百分比 %
身體活動能力受限制 Restriction in body movement	48.9 (26.1)	36.4 (33.4)	85.6 (52.2)	63.6 (66.6)	134.5 (78.3)	100.0 (100.0)
視覺有困難 Seeing difficulty	7.8 (1.1)	31.6 (17.2)	16.9 (5.3)	68.4 (82.8)	24.7 (6.3)	100.0 (100.0)
聽覺有困難 Hearing difficulty	7.5 (0.7)	32.5 (25.2)	15.7 (2.0)	67.5 (74.8)	23.3 (2.7)	100.0 (100.0)
溝通能力有困難 Communication difficulty	7.2 (‡)	32.8 (‡)	14.8 (1.5)	67.2 (89.3)	22.0 (1.6)	100.0 (100.0)
精神病／情緒病 Mental illness / mood disorder	20.3 (4.7)	31.4 (19.5)	44.3 (19.6)	68.6 (80.5)	64.6 (24.3)	100.0 (100.0)
自閉症譜系障礙 Autism Spectrum Disorder	2.3 (1.3)	17.2 (28.5)	10.9 (3.3)	82.8 (71.5)	13.2 (4.7)	100.0 (100.0)
特殊學習困難 Specific Learning Difficulties	2.4 (0.8)	15.5 (18.1)	13.3 (3.7)	84.5 (81.9)	15.8 (4.5)	100.0 (100.0)
注意力不足／過度活躍症 Attention Deficit / Hyperactivity Disorder	1.9 (0.8)	10.9 (14.3)	15.7 (4.9)	89.1 (85.7)	17.6 (5.8)	100.0 (100.0)
所有殘疾人士（智障人士除外）@ All persons with disabilities (excluding persons with intellectual disability)@	60.8 (35.8)	29.8 (27.9)	143.4 (92.5)	70.2 (72.1)	204.2 (128.3)	100.0 (100.0)
有特定需要的長期病患者 Persons with chronic diseases who had specific needs	65.0	26.2	183.0	73.8	248.0	100.0

註釋： # 對於有多於一人照顧其日常生活的殘疾人士及有特定需要的長期病患者而言，表中所指的照顧者為一星期內照顧他們最長時間的人士，即主要照顧者。

* 一名人士可能有多於一種選定殘疾類別。因此他／她是否有別人照顧其日常生活不一定只受單一種殘疾類別影響。括號內的數字顯示只有單一種殘疾類別的人士的相應數字。

‡ 由於抽樣誤差甚大，數目少於250的估計（包括數值為零的數字）或基於這些估計而編製的相關統計數字（如百分比）不予公布。

@ 一名人士可能有多於一種選定殘疾類別。因此，殘疾人士的合計數目較有個別殘疾類別人士數目的總和為小。

Notes: # For those persons with disabilities and persons with chronic diseases who had specific needs and had more than one person taking care of their day-to-day living, carer in the table refers to the one who provided the longest hours of caring services during a week, i.e. primary carer.

* A person might have more than one selected type of disability and hence whether he/she had another person taking care of his/her day-to-day living might not be owing to single disability. Figures in brackets represent the corresponding figures in respect of persons with single disability.

‡ Estimates less than 250 (including zero figures) and related statistics derived based on such estimates (e.g. percentages) are not released due to very large sampling errors.

@ A person might have more than one selected type of disability and hence the overall number of persons with disabilities is smaller than the sum of the number of persons with individual types of disability.

表 9.4d 按每周通常受照顧者#照顧時數及選定的殘疾類別劃分的有別人照顧其日常生活的居住在住戶內的殘疾人士及有特定需要的長期病患者數目

Table 9.4d Persons with disabilities and persons with chronic diseases who had specific needs residing in households and had a person taking care of their day-to-day living by usual hours of caring services provided by the carer# per week and selected type of disability

每周通常受照顧者#照顧時數 Usual hours of caring services provided by the carer# per week	選定的殘疾類別* Selected type of disability*					
	身體活動能力受限制 Restriction in body movement		視覺有困難 Seeing difficulty		聽覺有困難 Hearing difficulty	
	人數 No. of persons ('000)	百分比 %	人數 No. of persons ('000)	百分比 %	人數 No. of persons ('000)	百分比 %
< 40	56.8 (36.0)	42.2 (46.0)	12.5 (4.1)	50.7 (64.7)	10.0 (1.6)	43.0 (59.6)
40 - < 60	27.6 (15.7)	20.5 (20.0)	4.8 (1.1)	19.4 (17.0)	5.1 (0.6)	22.1 (21.6)
60 - < 80	29.9 (16.5)	22.2 (21.1)	4.3 (0.6)	17.4 (9.4)	4.5 (0.3)	19.2 (12.1)
80 - < 100	11.6 (5.8)	8.6 (7.4)	1.8 (0.4)	7.4 (6.6)	2.3 (‡)	9.9 (‡)
≥ 100	8.4 (4.2)	6.2 (5.4)	1.2 (‡)	4.9 (‡)	1.2 (‡)	5.3 (‡)
不固定 Not fixed	0.3 (‡)	0.2 (‡)	‡ (‡)	‡ (‡)	‡ (‡)	‡ (‡)
總計 Total	134.5 (78.3)	100.0 (100.0)	24.7 (6.3)	100.0 (100.0)	23.3 (2.7)	100.0 (100.0)
每周通常受照顧者#照顧時數中位數 Median usual hours of caring services provided by the carer# per week	48 (42)		36 (28)		42 (28)	

註釋： # 對於有多於一人照顧其日常生活的殘疾人士及有特定需要的長期病患者而言，表中所指的照顧者為一星期內照顧他們最長時間的人士，即主要照顧者。

* 一名人士可能有多於一種選定殘疾類別。因此他／她是否有別人照顧其日常生活不一定只受單一種殘疾類別影響。括號內的數字顯示只有單一種殘疾類別的人士的相應數字。

‡ 由於抽樣誤差甚大，數目少於250的估計（包括數值為零的數字）或基於這些估計而編製的相關統計數字（如百分比）不予公布。

Notes: # For those persons with disabilities and persons with chronic diseases who had specific needs and had more than one person taking care of their day-to-day living, carer in the table refers to the one who provided the longest hours of caring services during a week, i.e. primary carer.

* A person might have more than one selected type of disability and hence whether he/she had another person taking care of his/her day-to-day living might not be owing to single disability. Figures in brackets represent the corresponding figures in respect of persons with single disability.

‡ Estimates less than 250 (including zero figures) and related statistics derived based on such estimates (e.g. percentages) are not released due to very large sampling errors.

（待續）
(To be cont'd)

表 9.4d（續） 按每周通常受照顧者#照顧時數及選定的殘疾類別劃分的有別人照顧其日常生活的居住在住戶內的殘疾人士及有特定需要的長期病患者數目

Table 9.4d (Cont'd) **Persons with disabilities and persons with chronic diseases who had specific needs residing in households and had a person taking care of their day-to-day living by usual hours of caring services provided by the carer# per week and selected type of disability**

	選定的殘疾類別*（續） Selected type of disability* (Cont'd)					
	溝通能力有困難 Communication difficulty		精神病／情緒病 Mental illness / mood disorder		自閉症譜系障礙 Autism Spectrum Disorder	
每周通常受照顧者#照顧時數 Usual hours of caring services provided by the carer# per week	人數 No. of persons ('000)	百分比 %	人數 No. of persons ('000)	百分比 %	人數 No. of persons ('000)	百分比 %
< 40	7.1 (0.6)	32.3 (34.9)	30.3 (14.7)	46.8 (60.3)	6.6 (2.2)	49.9 (47.6)
40 - < 60	4.9 (0.4)	22.3 (21.4)	12.3 (4.7)	19.1 (19.5)	3.5 (1.4)	26.6 (30.6)
60 - < 80	5.0 (‡)	22.6 (‡)	12.3 (2.7)	19.1 (11.1)	1.6 (0.6)	12.3 (12.9)
80 - < 100	3.0 (0.3)	13.6 (16.0)	5.5 (1.3)	8.6 (5.4)	0.9 (0.3)	6.9 (6.7)
≥ 100	2.1 (‡)	9.3 (‡)	4.1 (0.9)	6.3 (3.7)	0.5 (‡)	3.9 (‡)
不固定 Not fixed	‡ (‡)	‡ (‡)	‡ (‡)	‡ (‡)	‡ (‡)	‡ (‡)
總計 Total	22.0 (1.6)	100.0 (100.0)	64.6 (24.3)	100.0 (100.0)	13.2 (4.7)	100.0 (100.0)
每周通常受照顧者#照顧時數中位數 Median usual hours of caring services provided by the carer# per week	56 (56)		42 (28)		36 (42)	

註釋： # 對於有多於一人照顧其日常生活的殘疾人士及有特定需要的長期病患者而言，表中所指的照顧者為一星期內照顧他們最長時間的人士，即主要照顧者。

* 一名人士可能有多於一種選定殘疾類別。因此他／她是否有別人照顧其日常生活不一定只受單一種殘疾類別影響。括號內的數字顯示只有單一種殘疾類別的人士的相應數字。

‡ 由於抽樣誤差甚大，數目少於250的估計（包括數值為零的數字）或基於這些估計而編製的相關統計數字（如百分比）不予公布。

Notes: # For those persons with disabilities and persons with chronic diseases who had specific needs and had more than one person taking care of their day-to-day living, carer in the table refers to the one who provided the longest hours of caring services during a week, i.e. primary carer.

* A person might have more than one selected type of disability and hence whether he/she had another person taking care of his/her day-to-day living might not be owing to single disability. Figures in brackets represent the corresponding figures in respect of persons with single disability.

‡ Estimates less than 250 (including zero figures) and related statistics derived based on such estimates (e.g. percentages) are not released due to very large sampling errors.

（待續）
(To be cont'd)

表 9.4d（續） 按每周通常受照顧者#照顧時數及選定的殘疾類別劃分的有別人照顧其日常生活的居住在住戶內的殘疾人士及有特定需要的長期病患者數目

Table 9.4d (Cont'd) **Persons with disabilities and persons with chronic diseases who had specific needs residing in households and had a person taking care of their day-to-day living by usual hours of caring services provided by the carer# per week and selected type of disability**

	選定的殘疾類別*（續） Selected type of disability* (Cont'd)			
	特殊學習困難 Specific Learning Difficulties		注意力不足／過度活躍症 Attention Deficit / Hyperactivity Disorder	
每周通常受照顧者#照顧時數 Usual hours of caring services provided by the carer# per week	人數 No. of persons ('000)	百分比 %	人數 No. of persons ('000)	百分比 %
< 40	6.7 (1.9)	42.7 (42.0)	10.0 (3.3)	56.8 (58.1)
40 - < 60	4.3 (1.2)	27.4 (27.3)	3.8 (1.2)	21.6 (20.9)
60 - < 80	2.4 (0.6)	15.0 (12.7)	2.3 (0.8)	13.0 (14.2)
80 - < 100	1.3 (0.3)	8.4 (7.2)	1.1 (0.3)	6.3 (5.7)
≥ 100	1.0 (0.5)	6.4 (10.7)	0.4 (‡)	2.4 (‡)
不固定 Not fixed	‡ (‡)	‡ (‡)	‡ (‡)	‡ (‡)
總計 Total	15.8 (4.5)	100.0 (100.0)	17.6 (5.8)	100.0 (100.0)
每周通常受照顧者#照顧時數中位數 Median usual hours of caring services provided by the carer# per week	42 (42)		35 (30)	

註釋： # 對於有多於一人照顧其日常生活的殘疾人士及有特定需要的長期病患者而言，表中所指的照顧者為一星期內照顧他們最長時間的人士，即主要照顧者。

* 一名人士可能有多於一種選定殘疾類別。因此他／她是否有別人照顧其日常生活不一定只受單一種殘疾類別影響。括號內的數字顯示只有單一種殘疾類別的人士的相應數字。

‡ 由於抽樣誤差甚大，數目少於250的估計（包括數值為零的數字）或基於這些估計而編製的相關統計數字（如百分比）不予公布。

Notes: # For those persons with disabilities and persons with chronic diseases who had specific needs and had more than one person taking care of their day-to-day living, carer in the table refers to the one who provided the longest hours of caring services during a week, i.e. primary carer.

* A person might have more than one selected type of disability and hence whether he/she had another person taking care of his/her day-to-day living might not be owing to single disability. Figures in brackets represent the corresponding figures in respect of persons with single disability.

‡ Estimates less than 250 (including zero figures) and related statistics derived based on such estimates (e.g. percentages) are not released due to very large sampling errors.

（待續）
(To be cont'd)

表 9.4d（續） 按每周通常受照顧者#照顧時數及選定的殘疾類別劃分的有別人照顧其日常生活的居住在住戶內的殘疾人士及有特定需要的長期病患者數目

Table 9.4d (Cont'd) **Persons with disabilities and persons with chronic diseases who had specific needs residing in households and had a person taking care of their day-to-day living by usual hours of caring services provided by the carer# per week and selected type of disability**

每周通常受照顧者#照顧時數 Usual hours of caring services provided by the carer# per week	所有殘疾人士（智障人士除外）@ All persons with disabilities (excluding persons with intellectual disability)@		有特定需要的長期病患者 Persons with chronic diseases who had specific needs	
	人數 No. of persons ('000)	百分比 %	人數 No. of persons ('000)	百分比 %
< 40	96.0 (64.4)	47.0 (50.2)	129.2	52.1
40 - < 60	42.6 (26.3)	20.9 (20.5)	38.8	15.7
60 - < 80	38.2 (22.4)	18.7 (17.4)	37.9	15.3
80 - < 100	16.1 (8.8)	7.9 (6.9)	17.5	7.1
≥ 100	11.0 (6.3)	5.4 (4.9)	22.6	9.1
不固定 Not fixed	0.3 (‡)	0.2 (‡)	1.9	0.8
總計 Total	204.2 (128.3)	100.0 (100.0)	248.0	100.0
每周通常受照顧者#照顧時數中位數 Median usual hours of caring services provided by the carer# per week	42 (36)		35	

註釋：
對於有多於一人照顧其日常生活的殘疾人士及有特定需要的長期病患者而言，表中所指的照顧者為一星期內照顧他們最長時間的人士，即主要照顧者。
@ 一名人士可能有多於一種選定殘疾類別。因此，殘疾人士的合計數目較有個別殘疾類別人士數目的總和為小。
‡ 由於抽樣誤差甚大，數目少於250的估計（包括數值為零的數字）或基於這些估計而編製的相關統計數字（如百分比）不予公布。
一名人士可能有多於一種選定殘疾類別。因此他／她是否有別人照顧其日常生活不一定只受單一種殘疾類別影響。括號內的數字顯示只有單一種殘疾類別的人士的相應數字。

Notes:
For those persons with disabilities and persons with chronic diseases who had specific needs and had more than one person taking care of their day-to-day living, carer in the table refers to the one who provided the longest hours of caring services during a week, i.e. primary carer.
@ A person might have more than one selected type of disability and hence the overall number of persons with disabilities is smaller than the sum of the number of persons with individual types of disability.
‡ Estimates less than 250 (including zero figures) and related statistics derived based on such estimates (e.g. percentages) are not released due to very large sampling errors.
A person might have more than one selected type of disability and hence whether he/she had another person taking care of his/her day-to-day living might not be owing to single disability. Figures in brackets represent the corresponding figures in respect of persons with single disability.

表 9.4e 按與照顧者年齡差距#及選定的殘疾類別劃分的有別人照顧其日常生活的居住在住戶內的殘疾人士及有特定需要的長期病患者數目

Table 9.4e Persons with disabilities and persons with chronic diseases who had specific needs residing in households and had a person taking care of their day-to-day living by difference in age compared with the carer# and selected type of disability

	選定的殘疾類別* Selected type of disability*					
	身體活動能力受限制 Restriction in body movement		視覺有困難 Seeing difficulty		聽覺有困難 Hearing difficulty	
與照顧者年齡差距# Difference in age compared with the carer#	人數 No. of persons ('000)	百分比 %	人數 No. of persons ('000)	百分比 %	人數 No. of persons ('000)	百分比 %
≥ 21	88.9 (50.9)	66.1 (65.0)	15.5 (3.6)	62.9 (56.0)	15.8 (1.9)	67.9 (68.4)
6 to 20	14.5 (8.7)	10.8 (11.1)	2.9 (0.9)	11.8 (14.0)	3.1 (‡)	13.2 (‡)
-5 to 5	18.1 (11.8)	13.5 (15.1)	3.4 (1.0)	13.9 (15.9)	2.8 (0.5)	12.0 (19.4)
-20 to -6	3.1 (1.7)	2.3 (2.2)	0.8 (‡)	3.1 (‡)	‡ (‡)	‡ (‡)
≤ -21	2.2 (0.7)	1.7 (0.9)	0.8 (0.5)	3.2 (8.2)	0.5 (‡)	2.2 (‡)
不知道 Did not know	3.9 (2.6)	2.9 (3.3)	0.5 (‡)	2.2 (‡)	0.6 (‡)	2.6 (‡)
不適用 Not applicable	3.7 (2.0)	2.7 (2.5)	0.7 (‡)	3.0 (‡)	0.3 (‡)	1.1 (‡)
總計 Total	134.5 (78.3)	100.0 (100.0)	24.7 (6.3)	100.0 (100.0)	23.3 (2.7)	100.0 (100.0)

註釋： # 以殘疾人士／有特定需要的長期病患者的年齡減以照顧者的年齡計算。對於有多於一人照顧其日常生活的殘疾人士及有特定需要的長期病患者而言，表中所指的照顧者為一星期內照顧他們最長時間的人士，即主要照顧者。

* 一名人士可能有多於一種選定殘疾類別。因此他／她是否有別人照顧其日常生活不一定只受單一種殘疾類別影響。括號內的數字顯示只有單一種殘疾類別的人士的相應數字。

‡ 由於抽樣誤差甚大，數目少於250的估計（包括數值為零的數字）或基於這些估計而編製的相關統計數字（如百分比）不予公布。

Notes: # Refers to the age of the person with disabilities / the person with chronic diseases who had specific needs minus the age of the carer. For those persons with disabilities and persons with chronic diseases who had specific needs and had more than one person taking care of their day-to-day living, carer in the table refers to the one who provided the longest hours of caring services during a week, i.e. primary carer.

* A person might have more than one selected type of disability and hence whether he/she had another person taking care of his/her day-to-day living might not be owing to single disability. Figures in brackets represent the corresponding figures in respect of persons with single disability.

‡ Estimates less than 250 (including zero figures) and related statistics derived based on such estimates (e.g. percentages) are not released due to very large sampling errors.

（待續）
(To be cont'd)

表 9.4e（續） 按與照顧者年齡差距#及選定的殘疾類別劃分的有別人照顧其日常生活的居住在住戶內的殘疾人士及有特定需要的長期病患者數目

Table 9.4e (Cont'd) Persons with disabilities and persons with chronic diseases who had specific needs residing in households and had a person taking care of their day-to-day living by difference in age compared with the carer# and selected type of disability

	選定的殘疾類別*（續） Selected type of disability* (Cont'd)					
	溝通能力有困難 Communication difficulty		精神病／情緒病 Mental illness / mood disorder		自閉症譜系障礙 Autism Spectrum Disorder	
與照顧者年齡差距# Difference in age compared with the carer#	人數 No. of persons ('000)	百分比 %	人數 No. of persons ('000)	百分比 %	人數 No. of persons ('000)	百分比 %
≥ 21	10.7 (0.3)	48.5 (19.2)	33.5 (9.4)	51.8 (38.6)	‡ (‡)	‡ (‡)
6 to 20	2.5 (‡)	11.5 (‡)	6.0 (2.9)	9.3 (12.1)	‡ (‡)	‡ (‡)
-5 to 5	2.8 (‡)	12.7 (‡)	10.1 (5.9)	15.6 (24.4)	‡ (‡)	‡ (‡)
-20 to -6	0.6 (‡)	2.6 (‡)	3.0 (1.8)	4.6 (7.5)	0.7 (0.4)	5.2 (8.6)
≤ -21	4.3 (1.0)	19.3 (60.9)	9.0 (3.0)	14.0 (12.2)	12.3 (4.2)	93.0 (89.9)
不知道 Did not know	0.7 (‡)	3.0 (‡)	1.6 (0.7)	2.4 (2.9)	‡ (‡)	‡ (‡)
不適用 Not applicable	0.5 (‡)	2.5 (‡)	1.5 (0.6)	2.3 (2.3)	‡ (‡)	‡ (‡)
總計 Total	22.0 (1.6)	100.0 (100.0)	64.6 (24.3)	100.0 (100.0)	13.2 (4.7)	100.0 (100.0)

註釋： # 以殘疾人士／有特定需要的長期病患者的年齡減以照顧者的年齡計算。對於有多於一人照顧其日常生活的殘疾人士及有特定需要的長期病患者而言，表中所指的照顧者為一星期內照顧他們最長時間的人士，即主要照顧者。

* 一名人士可能有多於一種選定殘疾類別。因此他／她是否有別人照顧其日常生活不一定只受單一種殘疾類別影響。括號內的數字顯示只有單一種殘疾類別的人士的相應數字。

‡ 由於抽樣誤差甚大，數目少於250的估計（包括數值為零的數字）或基於這些估計而編製的相關統計數字（如百分比）不予公布。

Notes: # Refers to the age of the person with disabilities / the person with chronic diseases who had specific needs minus the age of the carer. For those persons with disabilities and persons with chronic diseases who had specific needs and had more than one person taking care of their day-to-day living, carer in the table refers to the one who provided the longest hours of caring services during a week, i.e. primary carer.

* A person might have more than one selected type of disability and hence whether he/she had another person taking care of his/her day-to-day living might not be owing to single disability. Figures in brackets represent the corresponding figures in respect of persons with single disability.

‡ Estimates less than 250 (including zero figures) and related statistics derived based on such estimates (e.g. percentages) are not released due to very large sampling errors.

（待續）
(To be cont'd)

表 9.4e（續） 按與照顧者年齡差距#及選定的殘疾類別劃分的有別人照顧其日常生活的居住在住戶內的殘疾人士及有特定需要的長期病患者數目

Table 9.4e (Cont'd) Persons with disabilities and persons with chronic diseases who had specific needs residing in households and had a person taking care of their day-to-day living by difference in age compared with the carer# and selected type of disability

	選定的殘疾類別*（續） Selected type of disability* (Cont'd)			
	特殊學習困難 Specific Learning Difficulties		注意力不足／過度活躍症 Attention Deficit / Hyperactivity Disorder	
與照顧者年齡差距# Difference in age compared with the carer#	人數 No. of persons ('000)	百分比 %	人數 No. of persons ('000)	百分比 %
≥ 21	0.4 (‡)	2.7 (‡)	‡ (‡)	‡ (‡)
6 to 20	‡ (‡)	‡ (‡)	‡ (‡)	‡ (‡)
-5 to 5	0.6 (‡)	3.9 (‡)	‡ (‡)	‡ (‡)
-20 to -6	0.8 (‡)	4.9 (‡)	0.8 (0.4)	4.7 (6.2)
≤ -21	13.4 (4.2)	85.2 (93.3)	16.0 (5.2)	90.9 (90.8)
不知道 Did not know	‡ (‡)	‡ (‡)	‡ (‡)	‡ (‡)
不適用 Not applicable	‡ (‡)	‡ (‡)	0.3 (‡)	1.5 (‡)
總計 Total	15.8 (4.5)	100.0 (100.0)	17.6 (5.8)	100.0 (100.0)

註釋： # 以殘疾人士／有特定需要的長期病患者的年齡減以照顧者的年齡計算。對於有多於一人照顧其日常生活的殘疾人士及有特定需要的長期病患者而言，表中所指的照顧者為一星期內照顧他們最長時間的人士，即主要照顧者。

* 一名人士可能有多於一種選定殘疾類別。因此他／她是否有別人照顧其日常生活不一定只受單一種殘疾類別影響。括號內的數字顯示只有單一種殘疾類別的人士的相應數字。

‡ 由於抽樣誤差甚大，數目少於250的估計（包括數值為零的數字）或基於這些估計而編製的相關統計數字（如百分比）不予公布。

Notes: # Refers to the age of the person with disabilities / the person with chronic diseases who had specific needs minus the age of the carer. For those persons with disabilities and persons with chronic diseases who had specific needs and had more than one person taking care of their day-to-day living, carer in the table refers to the one who provided the longest hours of caring services during a week, i.e. primary carer.

* A person might have more than one selected type of disability and hence whether he/she had another person taking care of his/her day-to-day living might not be owing to single disability. Figures in brackets represent the corresponding figures in respect of persons with single disability.

‡ Estimates less than 250 (including zero figures) and related statistics derived based on such estimates (e.g. percentages) are not released due to very large sampling errors.

（待續）
(To be cont'd)

表 9.4e（續） 按與照顧者年齡差距#及選定的殘疾類別劃分的有別人照顧其日常生活的居住在住戶內的殘疾人士及有特定需要的長期病患者數目

Table 9.4e (Cont'd) Persons with disabilities and persons with chronic diseases who had specific needs residing in households and had a person taking care of their day-to-day living by difference in age compared with the carer# and selected type of disability

與照顧者年齡差距# Difference in age compared with the carer#	所有殘疾人士（智障人士除外）@ All persons with disabilities (excluding persons with intellectual disability)@		有特定需要的長期病患者 Persons with chronic diseases who had specific needs	
	人數 No. of persons ('000)	百分比 %	人數 No. of persons ('000)	百分比 %
≥ 21	106.0 (66.0)	51.9 (51.5)	128.7	51.9
6 to 20	19.4 (12.8)	9.5 (10.0)	26.3	10.6
-5 to 5	27.3 (19.6)	13.4 (15.3)	49.5	20.0
-20 to -6	6.9 (4.8)	3.4 (3.7)	6.6	2.7
≤ -21	34.7 (18.9)	17.0 (14.7)	21.1	8.5
不知道 Did not know	5.1 (3.5)	2.5 (2.7)	9.5	3.9
不適用 Not applicable	4.7 (2.7)	2.3 (2.1)	6.3	2.6
總計 Total	204.2 (128.3)	100.0 (100.0)	248.0	100.0

註釋：

以殘疾人士／有特定需要的長期病患者的年齡減以照顧者的年齡計算。對於有多於一人照顧其日常生活的殘疾人士及有特定需要的長期病患者而言，表中所指的照顧者為一星期內照顧他們最長時間的人士，即主要照顧者。

@ 一名人士可能有多於一種選定殘疾類別。因此，殘疾人士的合計數目較有個別殘疾類別人士數目的總和為小。

一名人士可能有多於一種選定殘疾類別。因此他／她是否有別人照顧其日常生活不一定只受單一種殘疾類別影響。括號內的數字顯示只有單一種殘疾類別的人士的相應數字。

Notes:

Refers to the age of the person with disabilities / the person with chronic diseases who had specific needs minus the age of the carer. For those persons with disabilities and persons with chronic diseases who had specific needs and had more than one person taking care of their day-to-day living, carer in the table refers to the one who provided the longest hours of caring services during a week, i.e. primary carer.

@ A person might have more than one selected type of disability and hence the overall number of persons with disabilities is smaller than the sum of the number of persons with individual types of disability.

A person might have more than one selected type of disability and hence whether he/she had another person taking care of his/her day-to-day living might not be owing to single disability. Figures in brackets represent the corresponding figures in respect of persons with single disability.

表 9.5 按選定的殘疾類別及照顧者#是否殘疾人士劃分的與照顧者#共住的居住在住戶內的殘疾人士數目

Table 9.5 Persons with disabilities residing in households who were living together with the carer# by selected type of disability and whether the carer# was a person with disabilities

選定的殘疾類別* Selected type of disability*	照顧者#是否殘疾人士 Whether the carer# was a person with disabilities: 是 Yes		不是 No		總計 Total	
	人數 No. of persons ('000)	百分比 %	人數 No. of persons ('000)	百分比 %	人數 No. of persons ('000)	百分比 %
身體活動能力受限制 Restriction in body movement	9.3 (4.2)	8.3 (6.6)	102.1 (60.3)	91.7 (93.4)	111.4 (64.6)	100.0 (100.0)
視覺有困難 Seeing difficulty	2.4 (0.5)	11.6 (9.6)	18.0 (4.8)	88.4 (90.4)	20.3 (5.3)	100.0 (100.0)
聽覺有困難 Hearing difficulty	2.3 (‡)	11.7 (‡)	17.0 (2.0)	88.3 (91.8)	19.3 (2.2)	100.0 (100.0)
溝通能力有困難 Communication difficulty	2.2 (‡)	11.5 (‡)	16.6 (1.2)	88.5 (88.5)	18.7 (1.4)	100.0 (100.0)
精神病／情緒病 Mental illness / mood disorder	5.5 (1.7)	9.9 (8.0)	49.4 (19.1)	90.1 (92.0)	54.9 (20.7)	100.0 (100.0)
自閉症譜系障礙 Autism Spectrum Disorder	1.2 (‡)	9.2 (‡)	11.7 (4.4)	90.8 (96.1)	12.8 (4.6)	100.0 (100.0)
特殊學習困難 Specific Learning Difficulties	1.1 (0.5)	7.5 (11.4)	13.7 (3.8)	92.5 (88.6)	14.8 (4.3)	100.0 (100.0)
注意力不足／過度活躍症 Attention Deficit / Hyperactivity Disorder	2.0 (0.6)	12.5 (11.2)	14.2 (4.7)	87.5 (88.8)	16.2 (5.3)	100.0 (100.0)
所有殘疾人士（智障人士除外）@ All persons with disabilities (excluding persons with intellectual disability)@	15.1 (8.0)	8.7 (7.4)	158.0 (100.3)	91.3 (92.6)	173.1 (108.3)	100.0 (100.0)

註釋：
對於有多於一人照顧其日常生活的殘疾人士而言，表中所指的照顧者為一星期內照顧他們最長時間的人士，即主要照顧者。
* 一名人士可能有多於一種選定殘疾類別。因此他／她是否有別人照顧其日常生活不一定只受單一種殘疾類別影響。括號內的數字顯示只有單一種殘疾類別的人士的相應數字。
‡ 由於抽樣誤差甚大，數目少於250的估計（包括數值為零的數字）或基於這些估計而編製的相關統計數字（如百分比）不予公布。
@ 一名人士可能有多於一種選定殘疾類別。因此，殘疾人士的合計數目較有個別殘疾類別人士數目的總和為小。

Notes:
For those persons with disabilities who had more than one person taking care of their day-to-day living, carer in the table refers to the one who provided the longest hours of caring services during a week, i.e. primary carer.
* A person might have more than one selected type of disability and hence whether he/she had another person taking care of his/her day-to-day living might not be owing to single disability. Figures in brackets represent the corresponding figures in respect of persons with single disability.
‡ Estimates less than 250 (including zero figures) and related statistics derived based on such estimates (e.g. percentages) are not released due to very large sampling errors.
@ A person might have more than one selected type of disability and hence the overall number of persons with disabilities is smaller than the sum of the number of persons with individual types of disability.

表 9.6a 按特定照顧者#的年齡及選定的殘疾類別劃分的有特定照顧者#的居住在住戶內的殘疾人士及有特定需要的長期病患者數目

Table 9.6a Persons with disabilities and persons with chronic diseases who had specific needs residing in households and had a specific carer# by age of the specific carer# and selected type of disability

	選定的殘疾類別* Selected type of disability*					
	身體活動能力受限制 Restriction in body movement		視覺有困難 Seeing difficulty		聽覺有困難 Hearing difficulty	
特定照顧者#的年齡組別 Age group of the specific carer#	人數 No. of persons ('000)	百分比 %	人數 No. of persons ('000)	百分比 %	人數 No. of persons ('000)	百分比 %
< 40	9.9 (6.7)	8.9 (10.3)	2.2 (1.1)	10.5 (19.3)	1.1 (‡)	5.5 (‡)
40 - 49	16.5 (9.6)	14.8 (14.7)	3.7 (1.3)	17.8 (23.1)	2.0 (0.4)	9.8 (17.6)
50 - 59	35.7 (20.5)	31.9 (31.6)	6.7 (1.5)	31.7 (26.1)	6.8 (1.1)	32.9 (48.7)
60 - 64	15.5 (8.9)	13.8 (13.7)	1.7 (0.4)	8.1 (7.1)	3.2 (‡)	15.4 (‡)
65 - 69	10.9 (6.3)	9.8 (9.7)	2.1 (0.5)	10.0 (8.6)	1.9 (‡)	9.4 (‡)
≥ 70	19.3 (10.9)	17.3 (16.8)	3.9 (0.9)	18.3 (15.2)	4.6 (0.3)	22.4 (12.3)
不知道／不適用 Did not know / not applicable	4.1 (2.0)	3.6 (3.1)	0.8 (‡)	3.8 (‡)	1.0 (‡)	4.7 (‡)
總計 Total	111.9 (64.9)	100.0 (100.0)	21.1 (5.7)	100.0 (100.0)	20.6 (2.3)	100.0 (100.0)
年齡中位數（歲） Median age (years)	57 (57)		56 (54)		59 (53)	

註釋： # 對於有多於一人照顧其日常生活的殘疾人士及有特定需要的長期病患者而言，表中所指的特定照顧者為一星期內照顧他們最長時間的特定照顧者，即主要特定照顧者。特定照顧者只包括親人及朋友（如配偶、父母、兄弟姊妹、子女／女婿／媳婦等）。家庭傭工及在家中的私家看護／醫護人員則不包括在內。

* 一名人士可能有多於一種選定殘疾類別。因此他／她是否有別人照顧其日常生活不一定只受單一種殘疾類別影響。括號內的數字顯示只有單一種殘疾類別的人士的相應數字。

‡ 由於抽樣誤差甚大，數目少於250的估計（包括數值為零的數字）或基於這些估計而編製的相關統計數字（如百分比）不予公布。

Notes: # For those persons with disabilities and persons with chronic diseases who had specific needs and had more than one person taking care of their day-to-day living, specific carer in the table refers to the specific carer who provided the longest hours of caring services during a week, i.e. primary specific carer. Specific carer only includes the carer whose identity is relative and friend (e.g. spouse, parent, sibling, children/son-in-law/daughter-in-law, etc.). Domestic helper and private nurse at home / nursing staff are excluded.

* A person might have more than one selected type of disability and hence whether he/she had another person taking care of his/her day-to-day living might not be owing to single disability. Figures in brackets represent the corresponding figures in respect of persons with single disability.

‡ Estimates less than 250 (including zero figures) and related statistics derived based on such estimates (e.g. percentages) are not released due to very large sampling errors.

（待續）
(To be cont'd)

表 9.6a（續） 按特定照顧者#的年齡及選定的殘疾類別劃分的有特定照顧者#的居住在住戶內的殘疾人士及有特定需要的長期病患者數目

Table 9.6a (Cont'd) Persons with disabilities and persons with chronic diseases who had specific needs residing in households and had a specific carer# by age of the specific carer# and selected type of disability

	選定的殘疾類別*（續） Selected type of disability* (Cont'd)					
	溝通能力有困難 Communication difficulty		精神病／情緒病 Mental illness / mood disorder		自閉症譜系障礙 Autism Spectrum Disorder	
特定照顧者#的年齡組別 Age group of the specific carer#	人數 No. of persons ('000)	百分比 %	人數 No. of persons ('000)	百分比 %	人數 No. of persons ('000)	百分比 %
< 40	1.7 (0.4)	8.8 (23.8)	6.6 (2.8)	11.6 (12.7)	3.5 (1.2)	26.5 (26.3)
40 - 49	3.1 (‡)	15.8 (‡)	11.2 (4.4)	19.9 (20.0)	6.1 (2.6)	46.4 (55.7)
50 - 59	5.9 (0.5)	30.1 (35.7)	16.6 (5.8)	29.6 (26.4)	2.2 (0.5)	16.8 (11.3)
60 - 64	2.3 (‡)	11.4 (‡)	7.2 (2.7)	12.7 (12.4)	0.5 (‡)	3.9 (‡)
65 - 69	2.1 (‡)	10.8 (‡)	4.9 (2.2)	8.7 (10.1)	0.4 (‡)	3.2 (‡)
≥ 70	3.9 (0.3)	19.5 (16.9)	7.5 (3.1)	13.4 (14.1)	0.4 (‡)	3.2 (‡)
不知道／不適用 Did not know / not applicable	0.7 (‡)	3.6 (‡)	2.3 (0.9)	4.1 (4.3)	‡ (‡)	‡ (‡)
總計 Total	19.8 (1.5)	100.0 (100.0)	56.3 (22.1)	100.0 (100.0)	13.0 (4.7)	100.0 (100.0)
年齡中位數（歲） Median age (years)	58 (52)		55 (55)		45 (44)	

註釋： # 對於有多於一人照顧其日常生活的殘疾人士及有特定需要的長期病患者而言，表中所指的特定照顧者為一星期內照顧他們最長時間的特定照顧者，即主要特定照顧者。特定照顧者只包括親人及朋友（如配偶、父母、兄弟姊妹、子女／女婿／媳婦等）。家庭傭工及在家中的私家看護／醫護人員則不包括在內。

* 一名人士可能有多於一種選定殘疾類別。因此他／她是否有別人照顧其日常生活不一定只受單一種殘疾類別影響。括號內的數字顯示只有單一種殘疾類別的人士的相應數字。

‡ 由於抽樣誤差甚大，數目少於250的估計（包括數值為零的數字）或基於這些估計而編製的相關統計數字（如百分比）不予公布。

Notes: # For those persons with disabilities and persons with chronic diseases who had specific needs and had more than one person taking care of their day-to-day living, specific carer in the table refers to the specific carer who provided the longest hours of caring services during a week, i.e. primary specific carer. Specific carer only includes the carer whose identity is relative and friend (e.g. spouse, parent, sibling, children/son-in-law/daughter-in-law, etc.). Domestic helper and private nurse at home / nursing staff are excluded.

* A person might have more than one selected type of disability and hence whether he/she had another person taking care of his/her day-to-day living might not be owing to single disability. Figures in brackets represent the corresponding figures in respect of persons with single disability.

‡ Estimates less than 250 (including zero figures) and related statistics derived based on such estimates (e.g. percentages) are not released due to very large sampling errors.

（待續）
(To be cont'd)

表 9.6a（續） 按特定照顧者#的年齡及選定的殘疾類別劃分的有特定照顧者#的居住在住戶內的殘疾人士及有特定需要的長期病患者數目

Table 9.6a (Cont'd) Persons with disabilities and persons with chronic diseases who had specific needs residing in households and had a specific carer# by age of the specific carer# and selected type of disability

	選定的殘疾類別*（續） Selected type of disability* (Cont'd)			
	特殊學習困難 Specific Learning Difficulties		注意力不足／過度活躍症 Attention Deficit / Hyperactivity Disorder	
特定照顧者#的年齡組別 Age group of the specific carer#	人數 No. of persons ('000)	百分比 %	人數 No. of persons ('000)	百分比 %
< 40	3.8 (1.7)	24.9 (37.3)	5.3 (2.1)	30.8 (37.6)
40 - 49	5.7 (1.4)	37.6 (31.3)	7.9 (2.7)	45.7 (47.5)
50 - 59	2.4 (0.5)	15.8 (10.5)	2.3 (0.4)	13.4 (6.7)
60 - 64	1.6 (0.3)	10.5 (7.0)	0.7 (‡)	4.1 (‡)
65 - 69	0.8 (0.3)	5.3 (7.2)	‡ (‡)	‡ (‡)
≥ 70	0.8 (0.3)	5.0 (6.6)	0.7 (0.4)	4.1 (7.2)
不知道／不適用 Did not know / not applicable	‡ (‡)	‡ (‡)	‡ (‡)	‡ (‡)
總計 Total	15.3 (4.4)	100.0 (100.0)	17.3 (5.6)	100.0 (100.0)
年齡中位數（歲） Median age (years)	46 (42)		43 (42)	

註釋： # 對於有多於一人照顧其日常生活的殘疾人士及有特定需要的長期病患者而言，表中所指的特定照顧者為一星期內照顧他們最長時間的特定照顧者，即主要特定照顧者。特定照顧者只包括親人及朋友（如配偶、父母、兄弟姊妹、子女／女婿／媳婦等）。家庭傭工及在家中的私家看護／醫護人員則不包括在內。

* 一名人士可能有多於一種選定殘疾類別。因此他／她是否有別人照顧其日常生活不一定只受單一種殘疾類別影響。括號內的數字顯示只有單一種殘疾類別的人士的相應數字。

‡ 由於抽樣誤差甚大，數目少於250的估計（包括數值為零的數字）或基於這些估計而編製的相關統計數字（如百分比）不予公布。

Notes: # For those persons with disabilities and persons with chronic diseases who had specific needs and had more than one person taking care of their day-to-day living, specific carer in the table refers to the specific carer who provided the longest hours of caring services during a week, i.e. primary specific carer. Specific carer only includes the carer whose identity is relative and friend (e.g. spouse, parent, sibling, children/son-in-law/daughter-in-law, etc.). Domestic helper and private nurse at home / nursing staff are excluded.

* A person might have more than one selected type of disability and hence whether he/she had another person taking care of his/her day-to-day living might not be owing to single disability. Figures in brackets represent the corresponding figures in respect of persons with single disability.

‡ Estimates less than 250 (including zero figures) and related statistics derived based on such estimates (e.g. percentages) are not released due to very large sampling errors.

（待續）
(To be cont'd)

表 9.6a（續） 按特定照顧者#的年齡及選定的殘疾類別劃分的有特定照顧者#的居住在住戶內的殘疾人士及有特定需要的長期病患者數目

Table 9.6a (Cont'd) Persons with disabilities and persons with chronic diseases who had specific needs residing in households and had a specific carer# by age of the specific carer# and selected type of disability

特定照顧者#的年齡組別 Age group of the specific carer#	所有殘疾人士（智障人士除外）@ All persons with disabilities (excluding persons with intellectual disability)@		有特定需要的長期病患者 Persons with chronic diseases who had specific needs	
	人數 No. of persons ('000)	百分比 %	人數 No. of persons ('000)	百分比 %
< 40	23.7 (16.1)	13.3 (14.5)	22.6	10.6
40 - 49	36.5 (22.6)	20.5 (20.3)	32.0	15.1
50 - 59	50.1 (30.9)	28.2 (27.7)	51.5	24.3
60 - 64	20.7 (12.8)	11.7 (11.5)	27.7	13.1
65 - 69	15.0 (9.5)	8.5 (8.5)	21.3	10.0
≥ 70	26.1 (16.3)	14.7 (14.7)	46.7	22.0
不知道／不適用 Did not know / not applicable	5.5 (3.1)	3.1 (2.8)	10.4	4.9
總計 Total	177.5 (111.3)	100.0 (100.0)	212.1	100.0
年齡中位數（歲） Median age (years)	55 (55)		58	

註釋：

對於有多於一人照顧其日常生活的殘疾人士及有特定需要的長期病患者而言，表中所指的特定照顧者為一星期內照顧他們最長時間的特定照顧者，即主要特定照顧者。特定照顧者只包括親人及朋友（如配偶、父母、兄弟姊妹、子女／女婿／媳婦等）。家庭傭工及在家中的私家看護／醫護人員則不包括在內。

@ 一名人士可能有多於一種選定殘疾類別。因此，殘疾人士的合計數目較有個別殘疾類別人士數目的總和為小。

一名人士可能有多於一種選定殘疾類別。因此他／她是否有別人照顧其日常生活不一定只受單一種殘疾類別影響。括號內的數字顯示只有單一種殘疾類別的人士的相應數字。

Notes:

For those persons with disabilities and persons with chronic diseases who had specific needs and had more than one person taking care of their day-to-day living, specific carer in the table refers to the specific carer who provided the longest hours of caring services during a week, i.e. primary specific carer. Specific carer only includes the carer whose identity is relative and friend (e.g. spouse, parent, sibling, children/son-in-law/daughter-in-law, etc.). Domestic helper and private nurse at home / nursing staff are excluded.

@ A person might have more than one selected type of disability and hence the overall number of persons with disabilities is smaller than the sum of the number of persons with individual types of disability.

A person might have more than one selected type of disability and hence whether he/she had another person taking care of his/her day-to-day living might not be owing to single disability. Figures in brackets represent the corresponding figures in respect of persons with single disability.

表 9.6b 按特定照顧者#的性別及選定的殘疾類別劃分的有特定照顧者#的居住在住戶內的殘疾人士及有特定需要的長期病患者數目

Table 9.6b Persons with disabilities and persons with chronic diseases who had specific needs residing in households and had a specific carer# by sex of the specific carer# and selected type of disability

	選定的殘疾類別* Selected type of disability*					
	身體活動能力受限制 Restriction in body movement		視覺有困難 Seeing difficulty		聽覺有困難 Hearing difficulty	
特定照顧者#的性別 Sex of the specific carer#	人數 No. of persons ('000)	百分比 %	人數 No. of persons ('000)	百分比 %	人數 No. of persons ('000)	百分比 %
男 Male	41.2 (24.1)	36.8 (37.2)	7.1 (2.0)	33.8 (34.9)	7.2 (0.8)	34.9 (35.3)
女 Female	70.6 (40.8)	63.1 (62.8)	14.0 (3.7)	66.2 (65.1)	13.4 (1.5)	65.1 (64.7)
不適用^ Not applicable^	‡ (‡)	‡ (‡)	‡ (‡)	‡ (‡)	‡ (‡)	‡ (‡)
總計 Total	111.9 (64.9)	100.0 (100.0)	21.1 (5.7)	100.0 (100.0)	20.6 (2.3)	100.0 (100.0)

註釋：
對於有多於一人照顧其日常生活的殘疾人士及有特定需要的長期病患者而言，表中所指的特定照顧者為一星期內照顧他們最長時間的特定照顧者，即主要特定照顧者。特定照顧者只包括親人及朋友（如配偶、父母、兄弟姊妹、子女／女婿／媳婦等）。家庭傭工及在家中的私家看護／醫護人員則不包括在內。
* 一名人士可能有多於一種選定殘疾類別。因此他／她是否有別人照顧其日常生活不一定只受單一種殘疾類別影響。括號內的數字顯示只有單一種殘疾類別的人士的相應數字。
^ 一名人士可能有多於一位特定照顧者輪流照顧（例如由不同照顧者陪同出外覆診），因此無法提供相關資料。
‡ 由於抽樣誤差甚大，數目少於250的估計（包括數值為零的數字）或基於這些估計而編製的相關統計數字（如百分比）不予公布。

Notes:
For those persons with disabilities and persons with chronic diseases who had specific needs and had more than one person taking care of their day-to-day living, specific carer in the table refers to the specific carer who provided the longest hours of caring services during a week, i.e. primary specific carer. Specific carer only includes the carer whose identity is relative and friend (e.g. spouse, parent, sibling, children/son-in-law/daughter-in-law, etc.). Domestic helper and private nurse at home / nursing staff are excluded.
* A person might have more than one selected type of disability and hence whether he/she had another person taking care of his/her day-to-day living might not be owing to single disability. Figures in brackets represent the corresponding figures in respect of persons with single disability.
^ A person might have more than one specific carer taking turns for caring (e.g. accompanied by different carers to go out for medical consultation) and hence the related information could not be provided.
‡ Estimates less than 250 (including zero figures) and related statistics derived based on such estimates (e.g. percentages) are not released due to very large sampling errors.

（待續）
(To be cont'd)

表 9.6b（續） 按特定照顧者#的性別及選定的殘疾類別劃分的有特定照顧者#的居住在住戶內的殘疾人士及有特定需要的長期病患者數目

Table 9.6b (Cont'd) **Persons with disabilities and persons with chronic diseases who had specific needs residing in households and had a specific carer# by sex of the specific carer# and selected type of disability**

	選定的殘疾類別*（續） Selected type of disability* (Cont'd)					
	溝通能力有困難 Communication difficulty		精神病／情緒病 Mental illness / mood disorder		自閉症譜系障礙 Autism Spectrum Disorder	
特定照顧者#的性別 Sex of the specific carer#	人數 No. of persons ('000)	百分比 %	人數 No. of persons ('000)	百分比 %	人數 No. of persons ('000)	百分比 %
男 Male	6.7 (0.5)	34.1 (31.1)	21.3 (9.1)	37.9 (41.1)	2.9 (1.4)	22.3 (29.5)
女 Female	13.0 (1.0)	65.9 (68.9)	34.9 (13.0)	62.0 (58.9)	10.1 (3.3)	77.7 (70.5)
不適用^ Not applicable^	‡ (‡)	‡ (‡)	‡ (‡)	‡ (‡)	‡ (‡)	‡ (‡)
總計 Total	19.8 (1.5)	100.0 (100.0)	56.3 (22.1)	100.0 (100.0)	13.0 (4.7)	100.0 (100.0)

註釋：
對於有多於一人照顧其日常生活的殘疾人士及有特定需要的長期病患者而言，表中所指的特定照顧者為一星期內照顧他們最長時間的特定照顧者，即主要特定照顧者。特定照顧者只包括親人及朋友（如配偶、父母、兄弟姊妹、子女／女婿／媳婦等）。家庭傭工及在家中的私家看護／醫護人員則不包括在內。
* 一名人士可能有多於一種選定殘疾類別。因此他／她是否有別人照顧其日常生活不一定只受單一種殘疾類別影響。括號內的數字顯示只有單一種殘疾類別的人士的相應數字。
^ 一名人士可能有多於一位特定照顧者輪流照顧（例如由不同照顧者陪同出外覆診），因此無法提供相關資料。
‡ 由於抽樣誤差甚大，數目少於250的估計（包括數值為零的數字）或基於這些估計而編製的相關統計數字（如百分比）不予公布。

Notes:
For those persons with disabilities and persons with chronic diseases who had specific needs and had more than one person taking care of their day-to-day living, specific carer in the table refers to the specific carer who provided the longest hours of caring services during a week, i.e. primary specific carer. Specific carer only includes the carer whose identity is relative and friend (e.g. spouse, parent, sibling, children/son-in-law/daughter-in-law, etc.). Domestic helper and private nurse at home / nursing staff are excluded.
* A person might have more than one selected type of disability and hence whether he/she had another person taking care of his/her day-to-day living might not be owing to single disability. Figures in brackets represent the corresponding figures in respect of persons with single disability.
^ A person might have more than one specific carer taking turns for caring (e.g. accompanied by different carers to go out for medical consultation) and hence the related information could not be provided.
‡ Estimates less than 250 (including zero figures) and related statistics derived based on such estimates (e.g. percentages) are not released due to very large sampling errors.

（待續）
(To be cont'd)

表 9.6b（續） 按特定照顧者#的性別及選定的殘疾類別劃分的有特定照顧者#的居住在住戶內的殘疾人士及有特定需要的長期病患者數目

Table 9.6b (Cont'd) Persons with disabilities and persons with chronic diseases who had specific needs residing in households and had a specific carer# by sex of the specific carer# and selected type of disability

	選定的殘疾類別*（續） Selected type of disability* (Cont'd)			
	特殊學習困難 Specific Learning Difficulties		注意力不足／過度活躍症 Attention Deficit / Hyperactivity Disorder	
特定照顧者#的性別 Sex of the specific carer#	人數 No. of persons ('000)	百分比 %	人數 No. of persons ('000)	百分比 %
男 Male	3.2 (1.1)	21.1 (24.1)	2.9 (0.7)	16.6 (13.1)
女 Female	12.1 (3.4)	78.9 (75.9)	14.4 (4.9)	83.4 (86.9)
不適用^ Not applicable^	‡ (‡)	‡ (‡)	‡ (‡)	‡ (‡)
總計 Total	15.3 (4.4)	100.0 (100.0)	17.3 (5.6)	100.0 (100.0)

註釋： # 對於有多於一人照顧其日常生活的殘疾人士及有特定需要的長期病患者而言，表中所指的特定照顧者為一星期內照顧他們最長時間的特定照顧者，即主要特定照顧者。特定照顧者只包括親人及朋友（如配偶、父母、兄弟姊妹、子女／女婿／媳婦等）。家庭傭工及在家中的私家看護／醫護人員則不包括在內。

* 一名人士可能有多於一種選定殘疾類別。因此他／她是否有別人照顧其日常生活不一定只受單一種殘疾類別影響。括號內的數字顯示只有單一種殘疾類別的人士的相應數字。

^ 一名人士可能有多於一位特定照顧者輪流照顧（例如由不同照顧者陪同出外覆診），因此無法提供相關資料。

‡ 由於抽樣誤差甚大，數目少於250的估計（包括數值為零的數字）或基於這些估計而編製的相關統計數字（如百分比）不予公布。

Notes: # For those persons with disabilities and persons with chronic diseases who had specific needs and had more than one person taking care of their day-to-day living, specific carer in the table refers to the specific carer who provided the longest hours of caring services during a week, i.e. primary specific carer. Specific carer only includes the carer whose identity is relative and friend (e.g. spouse, parent, sibling, children/son-in-law/daughter-in-law, etc.). Domestic helper and private nurse at home / nursing staff are excluded.

* A person might have more than one selected type of disability and hence whether he/she had another person taking care of his/her day-to-day living might not be owing to single disability. Figures in brackets represent the corresponding figures in respect of persons with single disability.

^ A person might have more than one specific carer taking turns for caring (e.g. accompanied by different carers to go out for medical consultation) and hence the related information could not be provided.

‡ Estimates less than 250 (including zero figures) and related statistics derived based on such estimates (e.g. percentages) are not released due to very large sampling errors.

（待續）
(To be cont'd)

表 9.6b（續） 按特定照顧者#的性別及選定的殘疾類別劃分的有特定照顧者#的居住在住戶內的殘疾人士及有特定需要的長期病患者數目

Table 9.6b (Cont'd) Persons with disabilities and persons with chronic diseases who had specific needs residing in households and had a specific carer# by sex of the specific carer# and selected type of disability

特定照顧者#的性別 Sex of the specific carer#	所有殘疾人士（智障人士除外）@ All persons with disabilities (excluding persons with intellectual disability)@		有特定需要的長期病患者 Persons with chronic diseases who had specific needs	
	人數 No. of persons ('000)	百分比 %	人數 No. of persons ('000)	百分比 %
男 Male	60.9 (39.7)	34.3 (35.7)	73.3	34.6
女 Female	116.5 (71.6)	65.6 (64.3)	138.8	65.4
不適用^ Not applicable^	‡ (‡)	‡ (‡)	†	†
總計 Total	177.5 (111.3)	100.0 (100.0)	212.1	100.0

註釋：

對於有多於一人照顧其日常生活的殘疾人士及有特定需要的長期病患者而言，表中所指的特定照顧者為一星期內照顧他們最長時間的特定照顧者，即主要特定照顧者。特定照顧者只包括親人及朋友（如配偶、父母、兄弟姊妹、子女／女婿／媳婦等）。家庭傭工及在家中的私家看護／醫護人員則不包括在內。

@ 一名人士可能有多於一種選定殘疾類別。因此，殘疾人士的合計數目較有個別殘疾類別人士數目的總和為小。

^ 一名人士可能有多於一位特定照顧者輪流照顧（例如由不同照顧者陪同出外覆診），因此無法提供相關資料。

‡/† 由於抽樣誤差甚大，數目少於250/1 500的估計（包括數值為零的數字）或基於這些估計而編製的相關統計數字（如百分比）不予公布。

一名人士可能有多於一種選定殘疾類別。因此他／她是否有別人照顧其日常生活不一定只受單一種殘疾類別影響。括號內的數字顯示只有單一種殘疾類別的人士的相應數字。

Notes:

For those persons with disabilities and persons with chronic diseases who had specific needs and had more than one person taking care of their day-to-day living, specific carer in the table refers to the specific carer who provided the longest hours of caring services during a week, i.e. primary specific carer. Specific carer only includes the carer whose identity is relative and friend (e.g. spouse, parent, sibling, children/son-in-law/daughter-in-law, etc.). Domestic helper and private nurse at home / nursing staff are excluded.

@ A person might have more than one selected type of disability and hence the overall number of persons with disabilities is smaller than the sum of the number of persons with individual types of disability.

^ A person might have more than one specific carer taking turns for caring (e.g. accompanied by different carers to go out for medical consultation) and hence the related information could not be provided.

‡/† Estimates less than 250/1 500 (including zero figures) and related statistics derived based on such estimates (e.g. percentages) are not released due to very large sampling errors.

A person might have more than one selected type of disability and hence whether he/she had another person taking care of his/her day-to-day living might not be owing to single disability. Figures in brackets represent the corresponding figures in respect of persons with single disability.

表 9.6c 按受特定照顧者#照顧年期及選定的殘疾類別劃分的有特定照顧者#的居住在住戶內的殘疾人士及有特定需要的長期病患者數目

Table 9.6c Persons with disabilities and persons with chronic diseases who had specific needs residing in households and had a specific carer# by number of years of caring services provided by the specific carer# and selected type of disability

	選定的殘疾類別* Selected type of disability*					
	身體活動能力受限制 Restriction in body movement		視覺有困難 Seeing difficulty		聽覺有困難 Hearing difficulty	
受特定照顧者#照顧年期 Number of years of caring services provided by the specific carer#	人數 No. of persons ('000)	百分比 %	人數 No. of persons ('000)	百分比 %	人數 No. of persons ('000)	百分比 %
0 - 2	24.5 (15.8)	21.9 (24.3)	3.7 (1.0)	17.4 (17.6)	3.2 (0.3)	15.4 (12.1)
3 - 5	25.1 (14.2)	22.4 (21.9)	3.7 (1.1)	17.5 (18.5)	3.7 (0.3)	17.9 (11.5)
6 - 10	19.8 (9.8)	17.7 (15.0)	4.4 (1.0)	20.9 (16.8)	3.7 (‡)	17.9 (‡)
11 - 15	6.5 (3.4)	5.8 (5.2)	1.5 (‡)	6.9 (‡)	1.7 (0.3)	8.2 (14.0)
16 - 20	3.6 (1.8)	3.2 (2.7)	1.1 (‡)	5.4 (‡)	1.0 (‡)	4.7 (‡)
≥ 21	2.5 (1.3)	2.2 (2.0)	0.6 (‡)	3.0 (‡)	0.5 (‡)	2.3 (‡)
不知道／不記得 Did not know / could not remember	30.0 (18.7)	26.8 (28.9)	6.1 (2.2)	28.9 (37.7)	6.9 (1.3)	33.6 (54.5)
總計 Total	111.9 (64.9)	100.0 (100.0)	21.1 (5.7)	100.0 (100.0)	20.6 (2.3)	100.0 (100.0)

註釋： # 對於有多於一人照顧其日常生活的殘疾人士及有特定需要的長期病患者而言，表中所指的特定照顧者為一星期內照顧他們最長時間的特定照顧者，即主要特定照顧者。特定照顧者只包括親人及朋友（如配偶、父母、兄弟姊妹、子女／女婿／媳婦等）。家庭傭工及在家中的私家看護／醫護人員則不包括在內。

* 一名人士可能有多於一種選定殘疾類別。因此他／她是否有別人照顧其日常生活不一定只受單一種殘疾類別影響。括號內的數字顯示只有單一種殘疾類別的人士的相應數字。

‡ 由於抽樣誤差甚大，數目少於250的估計（包括數值為零的數字）或基於這些估計而編製的相關統計數字（如百分比）不予公布。

Notes: # For those persons with disabilities and persons with chronic diseases who had specific needs and had more than one person taking care of their day-to-day living, specific carer in the table refers to the specific carer who provided the longest hours of caring services during a week, i.e. primary specific carer. Specific carer only includes the carer whose identity is relative and friend (e.g. spouse, parent, sibling, children/son-in-law/daughter-in-law, etc.). Domestic helper and private nurse at home / nursing staff are excluded.

* A person might have more than one selected type of disability and hence whether he/she had another person taking care of his/her day-to-day living might not be owing to single disability. Figures in brackets represent the corresponding figures in respect of persons with single disability.

‡ Estimates less than 250 (including zero figures) and related statistics derived based on such estimates (e.g. percentages) are not released due to very large sampling errors.

（待續）
(To be cont'd)

表 9.6c（續） 按受特定照顧者#照顧年期及選定的殘疾類別劃分的有特定照顧者#的居住在住戶內的殘疾人士及有特定需要的長期病患者數目

Table 9.6c (Cont'd) **Persons with disabilities and persons with chronic diseases who had specific needs residing in households and had a specific carer# by number of years of caring services provided by the specific carer# and selected type of disability**

	選定的殘疾類別*（續） Selected type of disability* (Cont'd)					
	溝通能力有困難 Communication difficulty		精神病／情緒病 Mental illness / mood disorder		自閉症譜系障礙 Autism Spectrum Disorder	
受特定照顧者#照顧年期 Number of years of caring services provided by the specific carer#	人數 No. of persons ('000)	百分比 %	人數 No. of persons ('000)	百分比 %	人數 No. of persons ('000)	百分比 %
0 - 2	2.7 (‡)	13.8 (‡)	10.8 (4.7)	19.1 (21.2)	1.1 (0.6)	8.1 (12.4)
3 - 5	3.7 (‡)	18.8 (‡)	11.7 (4.6)	20.9 (20.7)	2.6 (1.3)	20.1 (28.6)
6 - 10	3.5 (‡)	17.6 (‡)	12.3 (3.2)	21.8 (14.6)	4.7 (1.5)	35.8 (31.1)
11 - 15	2.1 (‡)	10.7 (‡)	3.6 (1.4)	6.4 (6.2)	1.6 (0.3)	12.2 (6.9)
16 - 20	1.4 (‡)	6.8 (‡)	2.0 (0.7)	3.6 (3.0)	0.9 (0.4)	7.0 (8.0)
≥ 21	2.0 (0.7)	10.2 (47.6)	1.9 (0.7)	3.4 (3.3)	1.3 (0.3)	10.0 (6.7)
不知道／不記得 Did not know / could not remember	4.4 (‡)	22.0 (‡)	14.0 (6.9)	24.8 (31.1)	0.9 (0.3)	6.8 (6.3)
總計 Total	19.8 (1.5)	100.0 (100.0)	56.3 (22.1)	100.0 (100.0)	13.0 (4.7)	100.0 (100.0)

註釋： # 對於有多於一人照顧其日常生活的殘疾人士及有特定需要的長期病患者而言，表中所指的特定照顧者為一星期內照顧他們最長時間的特定照顧者，即主要特定照顧者。特定照顧者只包括親人及朋友（如配偶、父母、兄弟姊妹、子女／女婿／媳婦等）。家庭傭工及在家中的私家看護／醫護人員則不包括在內。

* 一名人士可能有多於一種選定殘疾類別。因此他／她是否有別人照顧其日常生活不一定只受單一種殘疾類別影響。括號內的數字顯示只有單一種殘疾類別的人士的相應數字。

‡ 由於抽樣誤差甚大，數目少於250的估計（包括數值為零的數字）或基於這些估計而編製的相關統計數字（如百分比）不予公布。

Notes: # For those persons with disabilities and persons with chronic diseases who had specific needs and had more than one person taking care of their day-to-day living, specific carer in the table refers to the specific carer who provided the longest hours of caring services during a week, i.e. primary specific carer. Specific carer only includes the carer whose identity is relative and friend (e.g. spouse, parent, sibling, children/son-in-law/daughter-in-law, etc.). Domestic helper and private nurse at home / nursing staff are excluded.

* A person might have more than one selected type of disability and hence whether he/she had another person taking care of his/her day-to-day living might not be owing to single disability. Figures in brackets represent the corresponding figures in respect of persons with single disability.

‡ Estimates less than 250 (including zero figures) and related statistics derived based on such estimates (e.g. percentages) are not released due to very large sampling errors.

（待續）
(To be cont'd)

表 9.6c（續） 按受特定照顧者#照顧年期及選定的殘疾類別劃分的有特定照顧者#的居住在住戶內的殘疾人士及有特定需要的長期病患者數目

Table 9.6c (Cont'd) **Persons with disabilities and persons with chronic diseases who had specific needs residing in households and had a specific carer# by number of years of caring services provided by the specific carer# and selected type of disability**

	選定的殘疾類別*（續） Selected type of disability* (Cont'd)			
	特殊學習困難 Specific Learning Difficulties		注意力不足／過度活躍症 Attention Deficit / Hyperactivity Disorder	
受特定照顧者#照顧年期 Number of years of caring services provided by the specific carer#	人數 No. of persons ('000)	百分比 %	人數 No. of persons ('000)	百分比 %
0 - 2	1.7 (0.7)	10.8 (15.9)	1.5 (0.5)	8.7 (9.4)
3 - 5	2.2 (0.7)	14.4 (16.8)	2.9 (1.5)	16.7 (26.9)
6 - 10	4.5 (1.3)	29.6 (28.8)	6.2 (1.7)	35.7 (29.4)
11 - 15	2.6 (0.3)	17.0 (6.5)	3.4 (1.2)	19.7 (21.3)
16 - 20	1.1 (0.3)	7.2 (5.7)	1.1 (‡)	6.1 (‡)
≥ 21	1.8 (0.5)	11.9 (11.5)	0.6 (‡)	3.6 (‡)
不知道／不記得 Did not know / could not remember	1.4 (0.7)	9.1 (14.8)	1.6 (0.5)	9.6 (8.1)
總計 Total	15.3 (4.4)	100.0 (100.0)	17.3 (5.6)	100.0 (100.0)

註釋： # 對於有多於一人照顧其日常生活的殘疾人士及有特定需要的長期病患者而言，表中所指的特定照顧者為一星期內照顧他們最長時間的特定照顧者，即主要特定照顧者。特定照顧者只包括親人及朋友（如配偶、父母、兄弟姊妹、子女／女婿／媳婦等）。家庭傭工及在家中的私家看護／醫護人員則不包括在內。

* 一名人士可能有多於一種選定殘疾類別。因此他／她是否有別人照顧其日常生活不一定只受單一種殘疾類別影響。括號內的數字顯示只有單一種殘疾類別的人士的相應數字。

‡ 由於抽樣誤差甚大，數目少於250的估計（包括數值為零的數字）或基於這些估計而編製的相關統計數字（如百分比）不予公布。

Notes: # For those persons with disabilities and persons with chronic diseases who had specific needs and had more than one person taking care of their day-to-day living, specific carer in the table refers to the specific carer who provided the longest hours of caring services during a week, i.e. primary specific carer. Specific carer only includes the carer whose identity is relative and friend (e.g. spouse, parent, sibling, children/son-in-law/daughter-in-law, etc.). Domestic helper and private nurse at home / nursing staff are excluded.

* A person might have more than one selected type of disability and hence whether he/she had another person taking care of his/her day-to-day living might not be owing to single disability. Figures in brackets represent the corresponding figures in respect of persons with single disability.

‡ Estimates less than 250 (including zero figures) and related statistics derived based on such estimates (e.g. percentages) are not released due to very large sampling errors.

（待續）
(To be cont'd)

表 9.6c（續） 按受特定照顧者#照顧年期及選定的殘疾類別劃分的有特定照顧者#的居住在住戶內的殘疾人士及有特定需要的長期病患者數目

Table 9.6c (Cont'd) **Persons with disabilities and persons with chronic diseases who had specific needs residing in households and had a specific carer# by number of years of caring services provided by the specific carer# and selected type of disability**

受特定照顧者#照顧年期 Number of years of caring services provided by the specific carer#	所有殘疾人士（智障人士除外）@ All persons with disabilities (excluding persons with intellectual disability)@		有特定需要的長期病患者 Persons with chronic diseases who had specific needs	
	人數 No. of persons ('000)	百分比 %	人數 No. of persons ('000)	百分比 %
0 - 2	33.8 (23.6)	19.0 (21.2)	51.8	24.4
3 - 5	37.0 (23.9)	20.9 (21.5)	33.6	15.8
6 - 10	35.3 (18.7)	19.9 (16.8)	39.1	18.4
11 - 15	13.3 (7.2)	7.5 (6.4)	10.8	5.1
16 - 20	7.0 (3.5)	3.9 (3.2)	4.3	2.1
≥ 21	6.6 (3.8)	3.7 (3.4)	9.0	4.2
不知道／不記得 Did not know / could not remember	44.6 (30.5)	25.1 (27.4)	63.4	29.9
總計 Total	177.5 (111.3)	100.0 (100.0)	212.1	100.0

註釋： # 對於有多於一人照顧其日常生活的殘疾人士及有特定需要的長期病患者而言，表中所指的特定照顧者為一星期內照顧他們最長時間的特定照顧者，即主要特定照顧者。特定照顧者只包括親人及朋友（如配偶、父母、兄弟姊妹、子女／女婿／媳婦等）。家庭傭工及在家中的私家看護／醫護人員則不包括在內。

@ 一名人士可能有多於一種選定殘疾類別。因此，殘疾人士的合計數目較有個別殘疾類別人士數目的總和為小。

一名人士可能有多於一種選定殘疾類別。因此他／她是否有別人照顧其日常生活不一定只受單一種殘疾類別影響。括號內的數字顯示只有單一種殘疾類別的人士的相應數字。

Notes: # For those persons with disabilities and persons with chronic diseases who had specific needs and had more than one person taking care of their day-to-day living, specific carer in the table refers to the specific carer who provided the longest hours of caring services during a week, i.e. primary specific carer. Specific carer only includes the carer whose identity is relative and friend (e.g. spouse, parent, sibling, children/son-in-law/daughter-in-law, etc.). Domestic helper and private nurse at home / nursing staff are excluded.

@ A person might have more than one selected type of disability and hence the overall number of persons with disabilities is smaller than the sum of the number of persons with individual types of disability.

A person might have more than one selected type of disability and hence whether he/she had another person taking care of his/her day-to-day living might not be owing to single disability. Figures in brackets represent the corresponding figures in respect of persons with single disability.

表 9.6d 按特定照顧者#在統計前1個月因照顧而感到有精神壓力的頻率及選定的殘疾類別劃分的有特定照顧者#的居住在住戶內的殘疾人士及有特定需要的長期病患者數目

Table 9.6d Persons with disabilities and persons with chronic diseases who had specific needs residing in households and had a specific carer# by frequency of the specific carer# feeling stressed due to the caring services during the 1 month before enumeration and selected type of disability

特定照顧者#在統計前1個月因照顧而感到有精神壓力的頻率 Frequency of the specific carer# feeling stressed due to the caring services during the 1 month before enumeration	選定的殘疾類別* Selected type of disability*					
	身體活動能力受限制 Restriction in body movement		視覺有困難 Seeing difficulty		聽覺有困難 Hearing difficulty	
	人數 No. of persons ('000)	百分比 %	人數 No. of persons ('000)	百分比 %	人數 No. of persons ('000)	百分比 %
完全沒有 Never	46.3 (28.1)	48.8 (52.4)	9.5 (2.9)	54.2 (63.9)	8.9 (1.1)	48.1 (59.0)
間中會有 Some days	35.2 (19.6)	37.1 (36.6)	5.3 (1.1)	30.1 (24.0)	7.4 (0.6)	39.8 (32.0)
多數日子有 Most days	7.9 (3.2)	8.3 (6.0)	1.7 (‡)	9.8 (‡)	1.4 (‡)	7.7 (‡)
每天都有 Every day	3.8 (1.7)	4.0 (3.2)	0.6 (‡)	3.2 (‡)	0.8 (‡)	4.4 (‡)
不知道 Did not know	1.7 (1.0)	1.8 (1.9)	0.4 (‡)	2.5 (‡)	‡ (‡)	‡ (‡)
總計 Total	94.9 (53.6)	100.0 (100.0)	17.5 (4.5)	100.0 (100.0)	18.5 (1.9)	100.0 (100.0)

註釋：
對於有多於一人照顧其日常生活的殘疾人士及有特定需要的長期病患者而言，表中所指的特定照顧者為一星期內照顧他們最長時間的特定照顧者，即主要特定照顧者。特定照顧者只包括親人及朋友（如配偶、父母、兄弟姊妹、子女／女婿／媳婦等）。家庭傭工及在家中的私家看護／醫護人員則不包括在內。
* 一名人士可能有多於一種選定殘疾類別。因此他／她是否有別人照顧其日常生活不一定只受單一種殘疾類別影響。括號內的數字顯示只有單一種殘疾類別的人士的相應數字。
‡ 由於抽樣誤差甚大，數目少於250的估計（包括數值為零的數字）或基於這些估計而編製的相關統計數字（如百分比）不予公布。

Notes:
For those persons with disabilities and persons with chronic diseases who had specific needs and had more than one person taking care of their day-to-day living, specific carer in the table refers to the specific carer who provided the longest hours of caring services during a week, i.e. primary specific carer. Specific carer only includes the carer whose identity is relative and friend (e.g. spouse, parent, sibling, children/son-in-law/daughter-in-law, etc.). Domestic helper and private nurse at home / nursing staff are excluded.
* A person might have more than one selected type of disability and hence whether he/she had another person taking care of his/her day-to-day living might not be owing to single disability. Figures in brackets represent the corresponding figures in respect of persons with single disability.
‡ Estimates less than 250 (including zero figures) and related statistics derived based on such estimates (e.g. percentages) are not released due to very large sampling errors.

（待續）
(To be cont'd)

表 9.6d（續） 按特定照顧者#在統計前1個月因照顧而感到有精神壓力的頻率及選定的殘疾類別劃分的有特定照顧者#的居住在住戶內的殘疾人士及有特定需要的長期病患者數目

Table 9.6d (Cont'd) Persons with disabilities and persons with chronic diseases who had specific needs residing in households and had a specific carer# by frequency of the specific carer# feeling stressed due to the caring services during the 1 month before enumeration and selected type of disability

特定照顧者#在統計前1個月因照顧而感到有精神壓力的頻率 Frequency of the specific carer# feeling stressed due to the caring services during the 1 month before enumeration	選定的殘疾類別*（續） Selected type of disability* (Cont'd)					
	溝通能力有困難 Communication difficulty		精神病／情緒病 Mental illness / mood disorder		自閉症譜系障礙 Autism Spectrum Disorder	
	人數 No. of persons ('000)	百分比 %	人數 No. of persons ('000)	百分比 %	人數 No. of persons ('000)	百分比 %
完全沒有 Never	7.4 (0.5)	41.9 (36.3)	19.5 (8.8)	40.0 (47.8)	3.2 (1.6)	27.6 (38.0)
間中會有 Some days	6.8 (0.6)	38.5 (40.5)	20.3 (7.0)	41.6 (37.9)	5.8 (1.9)	50.7 (46.9)
多數日子有 Most days	2.3 (‡)	12.9 (‡)	6.0 (1.8)	12.3 (9.8)	1.5 (0.3)	13.5 (8.2)
每天都有 Every day	1.2 (‡)	6.7 (‡)	2.3 (0.6)	4.7 (3.3)	0.8 (‡)	7.3 (‡)
不知道 Did not know	‡ (‡)	‡ (‡)	0.7 (‡)	1.4 (‡)	‡ (‡)	‡ (‡)
總計 Total	17.7 (1.5)	100.0 (100.0)	48.9 (18.4)	100.0 (100.0)	11.5 (4.2)	100.0 (100.0)

註釋： # 對於有多於一人照顧其日常生活的殘疾人士及有特定需要的長期病患者而言，表中所指的特定照顧者為一星期內照顧他們最長時間的特定照顧者，即主要特定照顧者。特定照顧者只包括親人及朋友（如配偶、父母、兄弟姊妹、子女／女婿／媳婦等）。家庭傭工及在家中的私家看護／醫護人員則不包括在內。

* 一名人士可能有多於一種選定殘疾類別。因此他／她是否有別人照顧其日常生活不一定只受單一種殘疾類別影響。括號內的數字顯示只有單一種殘疾類別的人士的相應數字。

‡ 由於抽樣誤差甚大，數目少於250的估計（包括數值為零的數字）或基於這些估計而編製的相關統計數字（如百分比）不予公布。

Notes: # For those persons with disabilities and persons with chronic diseases who had specific needs and had more than one person taking care of their day-to-day living, specific carer in the table refers to the specific carer who provided the longest hours of caring services during a week, i.e. primary specific carer. Specific carer only includes the carer whose identity is relative and friend (e.g. spouse, parent, sibling, children/son-in-law/daughter-in-law, etc.). Domestic helper and private nurse at home / nursing staff are excluded.

* A person might have more than one selected type of disability and hence whether he/she had another person taking care of his/her day-to-day living might not be owing to single disability. Figures in brackets represent the corresponding figures in respect of persons with single disability.

‡ Estimates less than 250 (including zero figures) and related statistics derived based on such estimates (e.g. percentages) are not released due to very large sampling errors.

（待續）
(To be cont'd)

表 9.6d（續） **按特定照顧者#在統計前1個月因照顧而感到有精神壓力的頻率及選定的殘疾類別劃分的有特定照顧者#的居住在住戶內的殘疾人士及有特定需要的長期病患者數目**

Table 9.6d (Cont'd) **Persons with disabilities and persons with chronic diseases who had specific needs residing in households and had a specific carer# by frequency of the specific carer# feeling stressed due to the caring services during the 1 month before enumeration and selected type of disability**

特定照顧者#在統計前1個月因照顧而感到有精神壓力的頻率 Frequency of the specific carer# feeling stressed due to the caring services during the 1 month before enumeration	選定的殘疾類別*（續） Selected type of disability* (Cont'd) 特殊學習困難 Specific Learning Difficulties 人數 No. of persons ('000)	百分比 %	注意力不足／過度活躍症 Attention Deficit / Hyperactivity Disorder 人數 No. of persons ('000)	百分比 %
完全沒有 Never	4.2 (1.7)	31.4 (41.6)	4.2 (1.5)	28.5 (31.7)
間中會有 Some days	6.4 (1.8)	47.8 (45.0)	6.7 (2.0)	45.6 (42.9)
多數日子有 Most days	1.8 (0.4)	13.8 (9.1)	2.7 (0.9)	18.4 (19.4)
每天都有 Every day	0.8 (‡)	6.1 (‡)	1.0 (0.3)	7.2 (6.0)
不知道 Did not know	‡ (‡)	‡ (‡)	‡ (‡)	‡ (‡)
總計 Total	13.4 (4.0)	100.0 (100.0)	14.6 (4.7)	100.0 (100.0)

註釋： # 對於有多於一人照顧其日常生活的殘疾人士及有特定需要的長期病患者而言，表中所指的特定照顧者為一星期內照顧他們最長時間的特定照顧者，即主要特定照顧者。特定照顧者只包括親人及朋友（如配偶、父母、兄弟姊妹、子女／女婿／媳婦等）。家庭傭工及在家中的私家看護／醫護人員則不包括在內。

* 一名人士可能有多於一種選定殘疾類別。因此他／她是否有別人照顧其日常生活不一定只受單一種殘疾類別影響。括號內的數字顯示只有單一種殘疾類別的人士的相應數字。

‡ 由於抽樣誤差甚大，數目少於250的估計（包括數值為零的數字）或基於這些估計而編製的相關統計數字（如百分比）不予公布。

Notes: # For those persons with disabilities and persons with chronic diseases who had specific needs and had more than one person taking care of their day-to-day living, specific carer in the table refers to the specific carer who provided the longest hours of caring services during a week, i.e. primary specific carer. Specific carer only includes the carer whose identity is relative and friend (e.g. spouse, parent, sibling, children/son-in-law/daughter-in-law, etc.). Domestic helper and private nurse at home / nursing staff are excluded.

* A person might have more than one selected type of disability and hence whether he/she had another person taking care of his/her day-to-day living might not be owing to single disability. Figures in brackets represent the corresponding figures in respect of persons with single disability.

‡ Estimates less than 250 (including zero figures) and related statistics derived based on such estimates (e.g. percentages) are not released due to very large sampling errors.

（待續）
(To be cont'd)

表 9.6d（續） **按特定照顧者#在統計前1個月因照顧而感到有精神壓力的頻率及選定的殘疾類別劃分的有特定照顧者#的居住在住戶內的殘疾人士及有特定需要的長期病患者數目**

Table 9.6d (Cont'd) **Persons with disabilities and persons with chronic diseases who had specific needs residing in households and had a specific carer# by frequency of the specific carer# feeling stressed due to the caring services during the 1 month before enumeration and selected type of disability**

特定照顧者#在統計前1個月因照顧而感到有精神壓力的頻率 Frequency of the specific carer# feeling stressed due to the caring services during the 1 month before enumeration	所有殘疾人士（智障人士除外）@ All persons with disabilities (excluding persons with intellectual disability)@		有特定需要的長期病患者 Persons with chronic diseases who had specific needs	
	人數 No. of persons ('000)	百分比 %	人數 No. of persons ('000)	百分比 %
完全沒有 Never	69.4 (46.2)	46.0 (49.7)	68.3	42.2
間中會有 Some days	58.1 (34.7)	38.5 (37.3)	63.0	38.9
多數日子有 Most days	14.4 (7.1)	9.6 (7.7)	13.3	8.2
每天都有 Every day	6.5 (3.3)	4.3 (3.5)	12.7	7.8
不知道 Did not know	2.3 (1.6)	1.5 (1.7)	4.8	3.0
總計 Total	150.8 (92.8)	100.0 (100.0)	162.0	100.0

註釋：

對於有多於一人照顧其日常生活的殘疾人士及有特定需要的長期病患者而言，表中所指的特定照顧者為一星期內照顧他們最長時間的特定照顧者，即主要特定照顧者。特定照顧者只包括親人及朋友（如配偶、父母、兄弟姊妹、子女／女婿／媳婦等）。家庭傭工及在家中的私家看護／醫護人員則不包括在內。

@ 一名人士可能有多於一種選定殘疾類別。因此，殘疾人士的合計數目較有個別殘疾類別人士數目的總和為小。

一名人士可能有多於一種選定殘疾類別。因此他／她是否有別人照顧其日常生活不一定只受單一種殘疾類別影響。括號內的數字顯示只有單一種殘疾類別的人士的相應數字。

Notes:

For those persons with disabilities and persons with chronic diseases who had specific needs and had more than one person taking care of their day-to-day living, specific carer in the table refers to the specific carer who provided the longest hours of caring services during a week, i.e. primary specific carer. Specific carer only includes the carer whose identity is relative and friend (e.g. spouse, parent, sibling, children/son-in-law/daughter-in-law, etc.). Domestic helper and private nurse at home / nursing staff are excluded.

@ A person might have more than one selected type of disability and hence the overall number of persons with disabilities is smaller than the sum of the number of persons with individual types of disability.

A person might have more than one selected type of disability and hence whether he/she had another person taking care of his/her day-to-day living might not be owing to single disability. Figures in brackets represent the corresponding figures in respect of persons with single disability.

表 9.6e 按特定照顧者#上一次感到有精神壓力的程度及選定的殘疾類別劃分的有特定照顧者#在統計前1個月因照顧而感到有精神壓力的居住在住戶內的殘疾人士及有特定需要的長期病患者數目

Table 9.6e Persons with disabilities and persons with chronic diseases who had specific needs residing in households and had a specific carer# felt stressed due to the caring services during the 1 month before enumeration by level of stress the specific carer# felt last time and selected type of disability

	選定的殘疾類別* Selected type of disability*					
	身體活動能力受限制 Restriction in body movement		視覺有困難 Seeing difficulty		聽覺有困難 Hearing difficulty	
特定照顧者#上一次感到有精神壓力的程度 Level of stress the specific carer# felt last time	人數 No. of persons ('000)	百分比 %	人數 No. of persons ('000)	百分比 %	人數 No. of persons ('000)	百分比 %
輕微 A little	29.5 (16.9)	62.9 (68.8)	4.4 (0.8)	58.2 (56.3)	6.1 (0.6)	63.4 (77.9)
介乎輕微與嚴重之間 Somewhere in between a little and a lot	13.5 (5.8)	28.9 (23.8)	2.4 (0.4)	31.4 (29.7)	2.6 (‡)	27.5 (‡)
嚴重 A lot	3.5 (1.6)	7.5 (6.3)	0.7 (‡)	9.8 (‡)	0.9 (‡)	9.1 (‡)
不知道 Did not know	0.4 (‡)	0.8 (‡)	‡ (‡)	‡ (‡)	‡ (‡)	‡ (‡)
總計 Total	46.9 (24.5)	100.0 (100.0)	7.6 (1.5)	100.0 (100.0)	9.6 (0.8)	100.0 (100.0)

註釋： # 對於有多於一人照顧其日常生活的殘疾人士及有特定需要的長期病患者而言，表中所指的特定照顧者為一星期內照顧他們最長時間的特定照顧者，即主要特定照顧者。特定照顧者只包括親人及朋友（如配偶、父母、兄弟姊妹、子女／女婿／媳婦等）。家庭傭工及在家中的私家看護／醫護人員則不包括在內。

* 一名人士可能有多於一種選定殘疾類別。因此他／她是否有別人照顧其日常生活不一定只受單一種殘疾類別影響。括號內的數字顯示只有單一種殘疾類別的人士的相應數字。

‡ 由於抽樣誤差甚大，數目少於250的估計（包括數值為零的數字）或基於這些估計而編製的相關統計數字（如百分比）不予公布。

Notes: # For those persons with disabilities and persons with chronic diseases who had specific needs and had more than one person taking care of their day-to-day living, specific carer in the table refers to the specific carer who provided the longest hours of caring services during a week, i.e. primary specific carer. Specific carer only includes the carer whose identity is relative and friend (e.g. spouse, parent, sibling, children/son-in-law/daughter-in-law, etc.). Domestic helper and private nurse at home / nursing staff are excluded.

* A person might have more than one selected type of disability and hence whether he/she had another person taking care of his/her day-to-day living might not be owing to single disability. Figures in brackets represent the corresponding figures in respect of persons with single disability.

‡ Estimates less than 250 (including zero figures) and related statistics derived based on such estimates (e.g. percentages) are not released due to very large sampling errors.

（待續）
(To be cont'd)

表 9.6e（續） **按特定照顧者#上一次感到有精神壓力的程度及選定的殘疾類別劃分的有特定照顧者#在統計前1個月因照顧而感到有精神壓力的居住在住戶內的殘疾人士及有特定需要的長期病患者數目**

Table 9.6e (Cont'd) **Persons with disabilities and persons with chronic diseases who had specific needs residing in households and had a specific carer# felt stressed due to the caring services during the 1 month before enumeration by level of stress the specific carer# felt last time and selected type of disability**

	選定的殘疾類別*（續） Selected type of disability* (Cont'd)					
	溝通能力有困難 Communication difficulty		精神病／情緒病 Mental illness / mood disorder		自閉症譜系障礙 Autism Spectrum Disorder	
特定照顧者#上一次感到有精神壓力的程度 Level of stress the specific carer# felt last time	人數 No. of persons ('000)	百分比 %	人數 No. of persons ('000)	百分比 %	人數 No. of persons ('000)	百分比 %
輕微 A little	5.2 (0.5)	50.8 (49.7)	16.0 (6.2)	56.0 (65.6)	4.2 (1.3)	51.4 (52.3)
介乎輕微與嚴重之間 Somewhere in between a little and a lot	3.7 (0.3)	36.2 (27.9)	10.1 (2.4)	35.1 (26.0)	3.4 (1.0)	41.4 (39.0)
嚴重 A lot	1.3 (‡)	12.2 (‡)	2.3 (0.7)	8.1 (7.6)	0.5 (‡)	6.3 (‡)
不知道 Did not know	‡ (‡)	‡ (‡)	‡ (‡)	‡ (‡)	‡ (‡)	‡ (‡)
總計 Total	10.3 (0.9)	100.0 (100.0)	28.6 (9.4)	100.0 (100.0)	8.2 (2.5)	100.0 (100.0)

註釋： # 對於有多於一人照顧其日常生活的殘疾人士及有特定需要的長期病患者而言，表中所指的特定照顧者為一星期內照顧他們最長時間的特定照顧者，即主要特定照顧者。特定照顧者只包括親人及朋友（如配偶、父母、兄弟姊妹、子女／女婿／媳婦等）。家庭傭工及在家中的私家看護／醫護人員則不包括在內。

* 一名人士可能有多於一種選定殘疾類別。因此他／她是否有別人照顧其日常生活不一定只受單一種殘疾類別影響。括號內的數字顯示只有單一種殘疾類別的人士的相應數字。

‡ 由於抽樣誤差甚大，數目少於250的估計（包括數值為零的數字）或基於這些估計而編製的相關統計數字（如百分比）不予公布。

Notes: # For those persons with disabilities and persons with chronic diseases who had specific needs and had more than one person taking care of their day-to-day living, specific carer in the table refers to the specific carer who provided the longest hours of caring services during a week, i.e. primary specific carer. Specific carer only includes the carer whose identity is relative and friend (e.g. spouse, parent, sibling, children/son-in-law/daughter-in-law, etc.). Domestic helper and private nurse at home / nursing staff are excluded.

* A person might have more than one selected type of disability and hence whether he/she had another person taking care of his/her day-to-day living might not be owing to single disability. Figures in brackets represent the corresponding figures in respect of persons with single disability.

‡ Estimates less than 250 (including zero figures) and related statistics derived based on such estimates (e.g. percentages) are not released due to very large sampling errors.

（待續）
(To be cont'd)

表 9.6e（續） 按特定照顧者#上一次感到有精神壓力的程度及選定的殘疾類別劃分的有特定照顧者#在統計前1個月因照顧而感到有精神壓力的居住在住戶內的殘疾人士及有特定需要的長期病患者數目

Table 9.6e (Cont'd) **Persons with disabilities and persons with chronic diseases who had specific needs residing in households and had a specific carer# felt stressed due to the caring services during the 1 month before enumeration by level of stress the specific carer# felt last time and selected type of disability**

	選定的殘疾類別*（續） Selected type of disability* (Cont'd)			
	特殊學習困難 Specific Learning Difficulties		注意力不足／過度活躍症 Attention Deficit / Hyperactivity Disorder	
特定照顧者#上一次感到有精神壓力的程度 Level of stress the specific carer# felt last time	人數 No. of persons ('000)	百分比 %	人數 No. of persons ('000)	百分比 %
輕微 A little	5.2 (1.5)	57.0 (65.5)	4.9 (1.3)	47.0 (41.2)
介乎輕微與嚴重之間 Somewhere in between a little and a lot	3.3 (0.7)	36.9 (31.6)	4.4 (1.4)	42.3 (43.1)
嚴重 A lot	0.4 (‡)	4.1 (‡)	1.0 (0.5)	9.5 (15.7)
不知道 Did not know	‡ (‡)	‡ (‡)	‡ (‡)	‡ (‡)
總計 Total	9.0 (2.2)	100.0 (100.0)	10.4 (3.2)	100.0 (100.0)

註釋： # 對於有多於一人照顧其日常生活的殘疾人士及有特定需要的長期病患者而言，表中所指的特定照顧者為一星期內照顧他們最長時間的特定照顧者，即主要特定照顧者。特定照顧者只包括親人及朋友（如配偶、父母、兄弟姊妹、子女／女婿／媳婦等）。家庭傭工及在家中的私家看護／醫護人員則不包括在內。

* 一名人士可能有多於一種選定殘疾類別。因此他／她是否有別人照顧其日常生活不一定只受單一種殘疾類別影響。括號內的數字顯示只有單一種殘疾類別的人士的相應數字。

‡ 由於抽樣誤差甚大，數目少於250的估計（包括數值為零的數字）或基於這些估計而編製的相關統計數字（如百分比）不予公布。

Notes: # For those persons with disabilities and persons with chronic diseases who had specific needs and had more than one person taking care of their day-to-day living, specific carer in the table refers to the specific carer who provided the longest hours of caring services during a week, i.e. primary specific carer. Specific carer only includes the carer whose identity is relative and friend (e.g. spouse, parent, sibling, children/son-in-law/daughter-in-law, etc.). Domestic helper and private nurse at home / nursing staff are excluded.

* A person might have more than one selected type of disability and hence whether he/she had another person taking care of his/her day-to-day living might not be owing to single disability. Figures in brackets represent the corresponding figures in respect of persons with single disability.

‡ Estimates less than 250 (including zero figures) and related statistics derived based on such estimates (e.g. percentages) are not released due to very large sampling errors.

（待續）
(To be cont'd)

表 9.6e（續） 按特定照顧者#上一次感到有精神壓力的程度及選定的殘疾類別劃分的有特定照顧者#在統計前1個月因照顧而感到有精神壓力的居住在住戶內的殘疾人士及有特定需要的長期病患者數目

Table 9.6e (Cont'd) Persons with disabilities and persons with chronic diseases who had specific needs residing in households and had a specific carer# felt stressed due to the caring services during the 1 month before enumeration by level of stress the specific carer# felt last time and selected type of disability

特定照顧者#上一次感到有精神壓力的程度 Level of stress the specific carer# felt last time	所有殘疾人士（智障人士除外）@ All persons with disabilities (excluding persons with intellectual disability)@		有特定需要的長期病患者 Persons with chronic diseases who had specific needs	
	人數 No. of persons ('000)	百分比 %	人數 No. of persons ('000)	百分比 %
輕微 A little	47.9 (29.0)	60.5 (64.5)	49.8	56.0
介乎輕微與嚴重之間 Somewhere in between a little and a lot	24.5 (12.1)	30.9 (26.9)	24.0	27.0
嚴重 A lot	6.1 (3.5)	7.7 (7.7)	14.5	16.3
不知道 Did not know	0.6 (0.4)	0.8 (1.0)	‡	‡
總計 Total	79.1 (45.0)	100.0 (100.0)	88.9	100.0

註釋：

對於有多於一人照顧其日常生活的殘疾人士及有特定需要的長期病患者而言，表中所指的特定照顧者為一星期內照顧他們最長時間的特定照顧者，即主要特定照顧者。特定照顧者只包括親人及朋友（如配偶、父母、兄弟姊妹、子女／女婿／媳婦等）。家庭傭工及在家中的私家看護／醫護人員則不包括在內。

@ 一名人士可能有多於一種選定殘疾類別。因此，殘疾人士的合計數目較有個別殘疾類別人士數目的總和為小。

‡ 由於抽樣誤差甚大，數目少於1 500的估計（包括數值為零的數字）或基於這些估計而編製的相關統計數字（如百分比）不予公布。

一名人士可能有多於一種選定殘疾類別。因此他／她是否有別人照顧其日常生活不一定只受單一種殘疾類別影響。括號內的數字顯示只有單一種殘疾類別的人士的相應數字。

Notes:

For those persons with disabilities and persons with chronic diseases who had specific needs and had more than one person taking care of their day-to-day living, specific carer in the table refers to the specific carer who provided the longest hours of caring services during a week, i.e. primary specific carer. Specific carer only includes the carer whose identity is relative and friend (e.g. spouse, parent, sibling, children/son-in-law/daughter-in-law, etc.). Domestic helper and private nurse at home / nursing staff are excluded.

@ A person might have more than one selected type of disability and hence the overall number of persons with disabilities is smaller than the sum of the number of persons with individual types of disability.

‡ Estimates less than 1 500 (including zero figures) and related statistics derived based on such estimates (e.g. percentages) are not released due to very large sampling errors.

A person might have more than one selected type of disability and hence whether he/she had another person taking care of his/her day-to-day living might not be owing to single disability. Figures in brackets represent the corresponding figures in respect of persons with single disability.

表 9.6f 按在統計時特定照顧者#的就業情況及選定的殘疾類別劃分的有特定照顧者#的居住在住戶內的殘疾人士及有特定需要的長期病患者數目

Table 9.6f Persons with disabilities and persons with chronic diseases who had specific needs residing in households and had a specific carer# by employment status of the specific carer# at the time of enumeration and selected type of disability

特定照顧者#的就業情況 Employment status of the specific carer#	選定的殘疾類別* Selected type of disability*					
	身體活動能力受限制 Restriction in body movement		視覺有困難 Seeing difficulty		聽覺有困難 Hearing difficulty	
	人數 No. of persons ('000)	百分比 %	人數 No. of persons ('000)	百分比 %	人數 No. of persons ('000)	百分比 %
正在就業 Had a job	51.3 (30.9)	45.8 (47.6)	9.9 (2.6)	47.0 (46.3)	9.0 (1.2)	43.5 (50.1)
沒有就業 Did not have a job	60.7 (34.0)	54.2 (52.4)	11.2 (3.1)	53.0 (53.7)	11.7 (1.1)	56.5 (49.9)
以前從來沒有工作 Never had a job	*10.2 (5.9)*	*9.1 (9.0)*	*1.3 (0.4)*	*6.1 (7.8)*	*1.6 (‡)*	*8.0 (‡)*
曾經工作但因為照顧而辭去工作 Had a job but quitted due to the caring service	*11.8 (6.3)*	*10.5 (9.8)*	*2.1 (0.4)*	*9.8 (7.9)*	*1.5 (‡)*	*7.3 (‡)*
曾經工作但沒有因為照顧而辭去工作 Had a job but quitted not because of the caring service	*38.1 (21.5)*	*34.1 (33.1)*	*7.8 (2.2)*	*37.2 (38.1)*	*8.5 (0.9)*	*41.0 (40.6)*
不知道在照顧前曾否工作 Did not know whether had a job before the caring service	*0.6 (0.3)*	*0.5 (0.5)*	*‡ (‡)*	*‡ (‡)*	*‡ (‡)*	*‡ (‡)*
合計 Overall	111.9 (64.9)	100.0 (100.0)	21.1 (5.7)	100.0 (100.0)	20.6 (2.3)	100.0 (100.0)

註釋：
對於有多於一人照顧其日常生活的殘疾人士及有特定需要的長期病患者而言，表中所指的特定照顧者為一星期內照顧他們最長時間的特定照顧者，即主要特定照顧者。特定照顧者只包括親人及朋友（如配偶、父母、兄弟姊妹、子女／女婿／媳婦等）。家庭傭工及在家中的私家看護／醫護人員則不包括在內。
* 一名人士可能有多於一種選定殘疾類別。因此他／她是否有別人照顧其日常生活不一定只受單一種殘疾類別影響。括號內的數字顯示只有單一種殘疾類別的人士的相應數字。
‡ 由於抽樣誤差甚大，數目少於250的估計（包括數值為零的數字）或基於這些估計而編製的相關統計數字（如百分比）不予公布。

Notes:
For those persons with disabilities and persons with chronic diseases who had specific needs and had more than one person taking care of their day-to-day living, specific carer in the table refers to the specific carer who provided the longest hours of caring services during a week, i.e. primary specific carer. Specific carer only includes the carer whose identity is relative and friend (e.g. spouse, parent, sibling, children/son-in-law/daughter-in-law, etc.). Domestic helper and private nurse at home / nursing staff are excluded.
* A person might have more than one selected type of disability and hence whether he/she had another person taking care of his/her day-to-day living might not be owing to single disability. Figures in brackets represent the corresponding figures in respect of persons with single disability.
‡ Estimates less than 250 (including zero figures) and related statistics derived based on such estimates (e.g. percentages) are not released due to very large sampling errors.

（待續）
(To be cont'd)

表 9.6f（續） 按在統計時特定照顧者#的就業情況及選定的殘疾類別劃分的有特定照顧者#的居住在住戶內的殘疾人士及有特定需要的長期病患者數目

Table 9.6f (Cont'd) **Persons with disabilities and persons with chronic diseases who had specific needs residing in households and had a specific carer# by employment status of the specific carer# at the time of enumeration and selected type of disability**

特定照顧者#的就業情況 Employment status of the specific carer#	選定的殘疾類別*（續） Selected type of disability* (Cont'd)					
	溝通能力有困難 Communication difficulty		精神病／情緒病 Mental illness / mood disorder		自閉症譜系障礙 Autism Spectrum Disorder	
	人數 No. of persons ('000)	百分比 %	人數 No. of persons ('000)	百分比 %	人數 No. of persons ('000)	百分比 %
正在就業 Had a job	8.3 (0.5)	41.8 (30.3)	24.8 (9.8)	44.0 (44.5)	5.3 (2.4)	40.9 (51.3)
沒有就業 Did not have a job	11.5 (1.1)	58.2 (69.7)	31.5 (12.3)	56.0 (55.5)	7.7 (2.3)	59.1 (48.7)
以前從來沒有工作 Never had a job	*2.0 (‡)*	*10.2 (‡)*	*4.4 (1.8)*	*7.8 (8.3)*	*1.3 (0.5)*	*9.7 (11.0)*
曾經工作但因為照顧而辭去工作 Had a job but quitted due to the caring service	*3.1 (0.4)*	*15.5 (23.4)*	*8.1 (2.6)*	*14.4 (11.5)*	*3.4 (0.7)*	*25.9 (14.5)*
曾經工作但沒有因為照顧而辭去工作 Had a job but quitted not because of the caring service	*6.4 (0.5)*	*32.1 (32.5)*	*18.6 (7.8)*	*33.1 (35.3)*	*3.0 (1.1)*	*22.8 (23.2)*
不知道在照顧前曾否工作 Did not know whether had a job before the caring service	*‡ (‡)*	*‡ (‡)*	*0.4 (‡)*	*0.7 (‡)*	*‡ (‡)*	*‡ (‡)*
合計 Overall	19.8 (1.5)	100.0 (100.0)	56.3 (22.1)	100.0 (100.0)	13.0 (4.7)	100.0 (100.0)

註釋： # 對於有多於一人照顧其日常生活的殘疾人士及有特定需要的長期病患者而言，表中所指的特定照顧者為一星期內照顧他們最長時間的特定照顧者，即主要特定照顧者。特定照顧者只包括親人及朋友（如配偶、父母、兄弟姊妹、子女／女婿／媳婦等）。家庭傭工及在家中的私家看護／醫護人員則不包括在內。

* 一名人士可能有多於一種選定殘疾類別。因此他／她是否有別人照顧其日常生活不一定只受單一種殘疾類別影響。括號內的數字顯示只有單一種殘疾類別的人士的相應數字。

‡ 由於抽樣誤差甚大，數目少於250的估計（包括數值為零的數字）或基於這些估計而編製的相關統計數字（如百分比）不予公布。

Notes: # For those persons with disabilities and persons with chronic diseases who had specific needs and had more than one person taking care of their day-to-day living, specific carer in the table refers to the specific carer who provided the longest hours of caring services during a week, i.e. primary specific carer. Specific carer only includes the carer whose identity is relative and friend (e.g. spouse, parent, sibling, children/son-in-law/daughter-in-law, etc.). Domestic helper and private nurse at home / nursing staff are excluded.

* A person might have more than one selected type of disability and hence whether he/she had another person taking care of his/her day-to-day living might not be owing to single disability. Figures in brackets represent the corresponding figures in respect of persons with single disability.

‡ Estimates less than 250 (including zero figures) and related statistics derived based on such estimates (e.g. percentages) are not released due to very large sampling errors.

（待續）
(To be cont'd)

表 9.6f（續） 按在統計時特定照顧者#的就業情況及選定的殘疾類別劃分的有特定照顧者#的居住在住戶內的殘疾人士及有特定需要的長期病患者數目

Table 9.6f (Cont'd) Persons with disabilities and persons with chronic diseases who had specific needs residing in households and had a specific carer# by employment status of the specific carer# at the time of enumeration and selected type of disability

	選定的殘疾類別*（續） Selected type of disability* (Cont'd)			
	特殊學習困難 Specific Learning Difficulties		注意力不足／過度活躍症 Attention Deficit / Hyperactivity Disorder	
特定照顧者#的就業情況 Employment status of the specific carer#	人數 No. of persons ('000)	百分比 %	人數 No. of persons ('000)	百分比 %
正在就業 Had a job	5.1 (1.7)	33.3 (38.5)	6.2 (2.4)	35.8 (42.6)
沒有就業 Did not have a job	10.2 (2.7)	66.7 (61.5)	11.1 (3.2)	64.2 (57.4)
以前從來沒有工作 *Never had a job*	*1.5* *(0.4)*	*9.6* *(9.2)*	*1.3* *(0.4)*	*7.5* *(6.4)*
曾經工作但因為照顧而辭去工作 *Had a job but quitted due to the caring service*	*3.9* *(0.9)*	*25.6* *(20.7)*	*4.5* *(1.3)*	*26.0* *(22.8)*
曾經工作但沒有因為照顧而辭去工作 *Had a job but quitted it not because of the caring service*	*4.8* *(1.4)*	*31.5* *(31.6)*	*5.2* *(1.5)*	*30.0* *(26.3)*
不知道在照顧前曾否工作 *Did not know whether had a job before the caring service*	*‡* *(‡)*	*‡* *(‡)*	*‡* *(‡)*	*‡* *(‡)*
合計 Overall	15.3 (4.4)	100.0 (100.0)	17.3 (5.6)	100.0 (100.0)

註釋： # 對於有多於一人照顧其日常生活的殘疾人士及有特定需要的長期病患者而言，表中所指的特定照顧者為一星期內照顧他們最長時間的特定照顧者，即主要特定照顧者。特定照顧者只包括親人及朋友（如配偶、父母、兄弟姊妹、子女／女婿／媳婦等）。家庭傭工及在家中的私家看護／醫護人員則不包括在內。

* 一名人士可能有多於一種選定殘疾類別。因此他／她是否有別人照顧其日常生活不一定只受單一種殘疾類別影響。括號內的數字顯示只有單一種殘疾類別的人士的相應數字。

‡ 由於抽樣誤差甚大，數目少於250的估計（包括數值為零的數字）或基於這些估計而編製的相關統計數字（如百分比）不予公布。

Notes: # For those persons with disabilities and persons with chronic diseases who had specific needs and had more than one person taking care of their day-to-day living, specific carer in the table refers to the specific carer who provided the longest hours of caring services during a week, i.e. primary specific carer. Specific carer only includes the carer whose identity is relative and friend (e.g. spouse, parent, sibling, children/son-in-law/daughter-in-law, etc.). Domestic helper and private nurse at home / nursing staff are excluded.

* A person might have more than one selected type of disability and hence whether he/she had another person taking care of his/her day-to-day living might not be owing to single disability. Figures in brackets represent the corresponding figures in respect of persons with single disability.

‡ Estimates less than 250 (including zero figures) and related statistics derived based on such estimates (e.g. percentages) are not released due to very large sampling errors.

（待續）
(To be cont'd)

表 9.6f（續） 按在統計時特定照顧者#的就業情況及選定的殘疾類別劃分的有特定照顧者#的居住在住戶內的殘疾人士及有特定需要的長期病患者數目

Table 9.6f (Cont'd) Persons with disabilities and persons with chronic diseases who had specific needs residing in households and had a specific carer# by employment status of the specific carer# at the time of enumeration and selected type of disability

特定照顧者#的就業情況 Employment status of the specific carer#	所有殘疾人士（智障人士除外）@ All persons with disabilities (excluding persons with intellectual disability)@		有特定需要的長期病患者 Persons with chronic diseases who had specific needs	
	人數 No. of persons ('000)	百分比 %	人數 No. of persons ('000)	百分比 %
正在就業 Had a job	79.0 (51.5)	44.5 (46.3)	80.5	38.0
沒有就業 Did not have a job	98.5 (59.8)	55.5 (53.7)	131.6	62.0
以前從來沒有工作 Never had a job	*15.5 (9.8)*	*8.7 (8.8)*	*17.5*	*8.3*
曾經工作但因為照顧而辭去工作 Had a job but quitted due to the caring service	*22.7 (12.6)*	*12.8 (11.3)*	*30.5*	*14.4*
曾經工作但沒有因為照顧而辭去工作 Had a job but quitted it not because of the caring service	*59.4 (36.9)*	*33.5 (33.1)*	*77.0*	*36.3*
不知道在照顧前曾否工作 Did not know whether had a job before the caring service	*0.9 (0.5)*	*0.5 (0.5)*	*6.5*	*3.1*
合計 Overall	177.5 (111.3)	100.0 (100.0)	212.1	100.0

註釋： # 對於有多於一人照顧其日常生活的殘疾人士及有特定需要的長期病患者而言，表中所指的特定照顧者為一星期內照顧他們最長時間的特定照顧者，即主要特定照顧者。特定照顧者只包括親人及朋友（如配偶、父母、兄弟姊妹、子女／女婿／媳婦等）。家庭傭工及在家中的私家看護／醫護人員則不包括在內。

@ 一名人士可能有多於一種選定殘疾類別。因此，殘疾人士的合計數目較有個別殘疾類別人士數目的總和為小。

一名人士可能有多於一種選定殘疾類別。因此他／她是否有別人照顧其日常生活不一定只受單一種殘疾類別影響。括號內的數字顯示只有單一種殘疾類別的人士的相應數字。

Notes: # For those persons with disabilities and persons with chronic diseases who had specific needs and had more than one person taking care of their day-to-day living, specific carer in the table refers to the specific carer who provided the longest hours of caring services during a week, i.e. primary specific carer. Specific carer only includes the carer whose identity is relative and friend (e.g. spouse, parent, sibling, children/son-in-law/daughter-in-law, etc.). Domestic helper and private nurse at home / nursing staff are excluded.

@ A person might have more than one selected type of disability and hence the overall number of persons with disabilities is smaller than the sum of the number of persons with individual types of disability.

A person might have more than one selected type of disability and hence whether he/she had another person taking care of his/her day-to-day living might not be owing to single disability. Figures in brackets represent the corresponding figures in respect of persons with single disability.

10 殘疾人士及有特定需要的長期病患者的交通安排
Transportation arrangement for persons with disabilities and persons with chronic diseases who had specific needs

10.1 本章的焦點是提供有關殘疾人士及因長期病患令其在日常生活有困難或正在使用輔助儀器的長期病患者（以下簡稱為「有特定需要的長期病患者」）在交通安排上的資料。這包括 (a) 會否出外／出外主要目的；(b) 乘搭交通工具時是否需要協助；(c) 主要使用的交通工具；及 (d) 出外的轉乘次數。所需要的協助是指需要別人陪同一起乘搭交通工具以提供協助。

10.1 The focus of this Chapter is to furnish information on transportation arrangement by persons with disabilities and persons with chronic diseases who were encountering difficulty in day-to-day living or using assistive device due to their chronic diseases (referred to as "persons with chronic diseases who had specific needs"). This included (a) whether going out / main purpose of going out; (b) whether needed assistance in transportation; (c) principal mode of transportation used; and (d) number of transfers when going out. The assistance required refers to the need from someone to accompany for the whole trip to provide assistance.

多於一種殘疾類別的影響

10.2 由於一名人士可能有多於一種選定殘疾類別，因此其交通安排不一定只受單一種殘疾類別影響。對於本章列載的統計調查結果，尤其是按不同殘疾類別的分析，必須謹慎闡釋。載於表 10.1 - 10.4c 的括號內的數字列載有關只有單一種殘疾類別的人士的統計調查結果，以供參考。概括而言，只有單一種殘疾類別的人士與有該種殘疾類別的所有人士的交通安排大致相同。由於智障並不包括在本章的分析中，部分只有單一種殘疾類別的人士，可能同時有智障的情況。

Effect of multiple disabilities

10.2 Since a person might have more than one selected type of disability, his/her transportation arrangement might not be owing to single disability. Therefore, caution should be taken when interpreting the survey results presented in this Chapter, especially for the analysis by selected type of disability. The survey results pertaining to persons with single disability were also given in brackets in Tables 10.1 - 10.4c for reference. Broadly speaking, the transportation arrangements for persons with single disability were similar to those for all persons with the corresponding type of disability. Since intellectual disability (ID) was not included in the analysis of this Chapter, some persons with single disability might have the condition of ID at the same time.

I. 交通安排

會否出外／出外主要目的

10.3 在 534 200 名殘疾人士中，約 509 400 人（佔所有殘疾人士的 95.4%）表示會出外，另外 24 800 人（4.6%）則表示不會出外。他們最普遍提及的出外目的為「覆診／接受治療」（佔所有殘疾人士的 79.1%），其次是「購物／去銀行」（42.9%）及「用餐」（40.5%）。 （表 10.1）

I. Transportation arrangement

Whether going out / main purpose of going out

10.3 Of the 534 200 persons with disabilities, some 509 400 (or 95.4% of all persons with disabilities) cited that they would go out, another 24 800 persons (4.6%) would not go out. The most commonly cited purpose of going out was "medical consultation/treatment" (constituting 79.1% of all persons with disabilities), followed by "shopping / going to bank" (42.9%) and "dining" (40.5%). (Table 10.1)

10.4 按選定的殘疾類別分析，身體活動能力受限制、視覺有困難、聽覺有困難、溝通能力有困難及有精神病／情緒病人士最普遍提及的出外目的與整體殘疾人士相同。而有自閉症譜系障礙、有特殊學習困難及有注意力不足／過度活躍症人士最普遍提及的出外目的為「上學／訓練」。 （表 10.1）

10.4 Analysed by selected type of disability, the most commonly cited purpose of going out for persons with restriction in body movement, seeing difficulty, hearing difficulty, communication difficulty and mental illness / mood disorder was same as that of the overall population with disabilities. For those persons with Autism Spectrum Disorder (ASD), Specific Learning Difficulties (SpLD) and Attention Deficit / Hyperactivity Disorder (AD/HD), the most commonly cited purpose of going out was "attending school / training". (Table 10.1)

10.5 在 658 300 名有特定需要的長期病患者中，約 632 600 人（佔所有有特定需要的長期病患者的 96.1%）表示會出外，另外 25 700 人（3.9%）則不會出外。他們最普遍提及的出外目的為「覆診／接受治療」（佔所有有特定需要的長期病患者的 89.9%），其次是「做運動」（34.9%）及「購物／去銀行」（32.7%）。（表 10.1）

10.5 Of those 658 300 persons with chronic diseases who had specific needs, some 632 600 persons (or 96.1% of all persons with chronic diseases who had specific needs) cited that they would go out, another 25 700 persons (3.9%) would not go out. The most commonly cited purpose of going out was "medical consultation/treatment" (constituting 89.9% of all persons with chronic diseases who had specific needs), followed by "doing exercise" (34.9%) and "shopping / going to bank" (32.7%). (Table 10.1)

乘搭交通工具是否需要協助

Whether needed assistance in transportation

10.6 在 509 400 名會出外的殘疾人士中，94.5%會乘搭交通工具，約 233 700 人（45.9%）表示乘搭交通工具時需要別人協助，另外 247 600 人（48.6%）則表示不需要協助。（表 10.2）

10.6 Of the 509 400 persons with disabilities who would go out, 94.5% would take transportation. Some 233 700 persons (45.9%) indicated that they needed assistance from other persons in transportation, another 247 600 (48.6%) did not need such assistance. (Table 10.2)

10.7 按選定的殘疾類別分析，在有個別殘疾類別人士中，身體活動能力受限制、視覺有困難、聽覺有困難、溝通能力有困難、有自閉症譜系障礙及有特殊學習困難人士有較大比例需要別人協助乘搭交通工具。 （表 10.2）

10.7 Analysed by selected type of disability, a larger proportion of persons with restriction in body movement, seeing difficulty, hearing difficulty, communication difficulty, ASD and SpLD needed assistance of others in transportation. (Table 10.2)

10.8 在 632 600 名會出外及有特定需要的長期病患者當中，93.2%會乘搭交通工具，約 266 400 人（42.1%）表示需要別人協助乘搭交通工具，另外 323 200 人（51.1%）則表示不需要協助。 （表 10.2）

10.8 Of the 632 600 persons with chronic diseases who had specific needs and would go out, 93.2% would take transportation. Some 266 400 persons (42.1%) indicated that they needed assistance from other persons in transportation, another 323 200 (51.1%) did not need such assistance. (Table 10.2)

主要使用的交通工具

Principal mode of transportation used

10.9 在 481 300 名會乘搭交通工具的殘疾人士中，「公共巴士」、「港鐵」及「公共小巴」

10.9 Of those 481 300 persons with disabilities who would take transportation, the three most commonly cited principal modes of transportation

為首三個最普遍使用的交通工具，分別有52.3%、39.9%及22.6%表示主要使用該些交通工具。 （表 10.3）

10.10 按選定的殘疾類別分析，除身體活動能力受限制及溝通能力有困難人士外，在其他各殘疾類別人士中，主要使用「公共巴士」的殘疾人士均佔超過 5 成，而身體活動能力受限制及溝通能力有困難人士的相應百分比分別為38.3%及 31.4%。 （表 10.3）

10.11 在 589 700 名會乘搭交通工具及有特定需要的長期病患者中，48.7%表示其主要使用的交通工具為「公共巴士」，35.0%為「港鐵」及25.0%為「公共小巴」。 （表 10.3）

used were "public bus", "MTR" and "public light bus", cited by 52.3%, 39.9% and 22.6% of those persons respectively. (Table 10.3)

10.10 Analysed by selected type of disability, over 50% of each group reported that the most commonly cited principal mode of transportation used was "public bus", except for persons with restriction in body movement (38.3%) and persons with communication difficulty (31.4%). (Table 10.3)

10.11 Of those 589 700 persons with chronic diseases who had specific needs and would take transportation, 48.7% cited that "public bus" was their principal mode of transportation used, 35.0%, "MTR" and 25.0%, "public light bus". (Table 10.3)

II. 出外的轉乘次數

出外覆診／接受治療

10.12 在 509 400 名會出外的殘疾人士中，約 342 600 人（67.3%）表示乘搭交通工具出外覆診／接受治療時不需要轉乘。另一方面，有58 800 名（11.6%）表示需要轉乘 1 次或以上及46 700 名（9.2%）步行出外覆診／接受治療。（表 10.4a）

10.13 有個別殘疾類別人士中，大部分（約佔有個別殘疾類別人士的 51.1%至 77.7%）表示乘搭交通工具出外覆診／接受治療時不需要轉乘。有注意力不足／過度活躍症人士出外覆診／接受治療時需要轉乘 1 次或以上的比例最高，達 16.4%。而溝通能力有困難人士的相應比例最少，只有 5.7%。 （表 10.4a）

10.14 在 632 600 名會出外及有特定需要的長期病患者中，約 423 100 人（66.9%）表示乘搭交通工具出外覆診／接受治療時不需要轉乘。另一方面，有 110 500 名（17.5%）則表示需要轉乘 1 次或以上及 86 400 名（13.7%）步行出外覆診／接受治療。 （表 10.4a）

II. Number of transfers when going out

Going out for medical consultation/treatment

10.12 Of the 509 400 persons with disabilities who would go out, some 342 600 (67.3%) cited that they did not need to transfer when going out for medical consultation/treatment by transportation. On the other hand, some 58 800 persons (11.6%) cited that they needed to transfer at least once and 46 700 persons (9.2%) were going out for medical consultation/treatment on foot. (Table 10.4a)

10.13 For persons with individual types of disability, the majority of them (ranging from about 51.1% to 77.7% for individual types of disability) did not need to transfer when going out for medical consultation/treatment by transportation. Persons with AD/HD had the highest proportion of transferring at least once when going out for medical consultation/treatment by transportation, at 16.4%. Persons with communication difficulty had the lowest corresponding percentage, at 5.7%. (Table 10.4a)

10.14 Of the 632 600 persons with chronic diseases who had specific needs and would go out, some 423 100 (66.9%) cited that they did not need to transfer when going out for medical consultation/treatment by transportation. On the other hand, some 110 500 persons (17.5%) cited that they needed to transfer at least once and 86 400 persons (13.7%) were going out for medical

consultation/treatment on foot. (Table 10.4a)

往返工作地點

10.15 統計時，在該 534 200 名殘疾人士及 658 300 名有特定需要的長期病患者中，分別有 86 300 人（16.2%）及 79 100 人（12.0%）為會出外的就業人士。 （表 10.4b）

10.16 在該 86 300 名會出外的就業殘疾人士中，約 61 600 人（71.4%）表示乘搭交通工具往返工作地點時不需要轉乘。另外，有 11 700 名（13.6%）則表示需要轉乘 1 次或以上及 12 000 名（13.9%）步行往返工作地點。 （表 10.4b）

10.17 有個別殘疾類別的人士中，大部分（約佔有個別殘疾類別人士的 61.9%至 85.8%）表示乘搭交通工具往返工作地點時不需要轉乘。溝通能力有困難、有自閉症譜系障礙及身體活動能力受限制就業人士步行往返工作地點的比例較高，分別達 27.7%、24.9%及 23.9%。（表 10.4b）

10.18 在該 79 100 名會出外及有特定需要的就業長期病患者中，約 41 100 人（51.9%）表示乘搭交通工具往返工作地點時不需要轉乘。另外，有 23 400 名（29.6%）則表示需要轉乘 1 次或以上及 13 800 名(17.4%)步行往返工作地點。（表 10.4b）

出外學習

10.19 在 534 200 名殘疾人士及 658 300 名有特定需要的長期病患者中，分別有 69 400 人（13.0%）及 23 400 人（3.6%）為會出外的學生／接受技能訓練人士。 （表 10.4c）

10.20 在該 69 400 名會出外及有殘疾的學生／接受技能訓練人士中，約 45 700 人（65.9%）表示乘搭交通工具出外學習時不需要轉乘。另外，有 6 900 名（9.9%）則表示需要轉乘 1 次或以上及 16 500 名（23.8%）步行出外學習。（表 10.4c）

Going out for work

10.15 Among the 534 200 persons with disabilities and the 658 300 persons with chronic diseases who had specific needs, some 86 300 (16.2%) and 79 100 (12.0%) were employed persons who would go out at the time of enumeration respectively. (Table 10.4b)

10.16 Among those 86 300 employed persons with disabilities who would go out, some 61 600 (71.4%) cited that they did not need to transfer when going out for work by transportation. Separately, some 11 700 persons (13.6%) cited that they needed to transfer at least once and 12 000 (13.9%) were going out for work on foot. (Table 10.4b)

10.17 For persons with individual types of disability, the majority of them (ranging from about 61.9% to 85.8% for individual types of disability) did not need to transfer when going out for work. Employed persons with communication difficulty, ASD and restriction in body movement had a higher percentage of going out for work on foot, at 27.7%, 24.9% and 23.9% respectively. (Table 10.4b)

10.18 Among those 79 100 employed persons with chronic diseases who had specific needs and would go out, some 41 100 (51.9%) indicated that they did not need to transfer when going out for work by transportation. Separately, some 23 400 persons (29.6%) cited that they needed to transfer at least once and 13 800 (17.4%) were going out for work on foot. (Table 10.4b)

Going out for study

10.19 Of the 534 200 persons with disabilities and 658 300 persons with chronic diseases who had specific needs, some 69 400 (13.0%) and 23 400 (3.6%) were students / persons receiving skills training who would go out for study respectively. (Table 10.4c)

10.20 Among those 69 400 students / persons receiving skills training with disabilities who would go out, some 45 700 (65.9%) reported that they did not need to transfer when going out for study by transportation. On the other hand, 6 900 (9.9%) students / persons receiving skills training needed to

10.21 按選定的殘疾類別分析，大部分（約佔有個別殘疾類別的學生／接受技能訓練人士的57.3%至 69.8%）表示乘搭交通工具出外學習時不需要轉乘。而身體活動能力受限制學生／接受技能訓練人士步行出外學習的比例最高，達42.7%。 （表 10.4c）

10.22 在該 23 400 名會出外及有特定需要的長期病患學生／接受技能訓練人士中，約 14 900 人（63.6%）表示乘搭交通工具出外學習時不需要轉乘，另外 5 300 名（22.8%）步行出外學習。（表 10.4c）

transfer at least once and 16 500 (23.8%) were going out for study on foot. (Table 10.4c)

10.21 Analysed by selected type of disability, the majority of students / persons receiving skills training with disabilities (ranging from about 57.3% to 69.8% for individual types of disability) did not need to transfer when going out for study by transportation. Students / persons receiving skills training with restriction in body movement had the highest percentage in going out for study on foot, at 42.7%. (Table 10.4c)

10.22 Among those the 23 400 students / persons receiving skills training with chronic diseases who had specific needs and would go out, some 14 900 (63.6%) indicated that they did not need to transfer when going out for study by transportation, another 5 300 (22.8%) were going out for study on foot. (Table 10.4c)

表 10.1 按會否出外／出外主要目的及選定的殘疾類別劃分的殘疾人士及有特定需要的長期病患者數目

Table 10.1 Persons with disabilities and persons with chronic diseases who had specific needs by whether going out / main purpose of going out and selected type of disability

	選定的殘疾類別* Selected type of disability*					
	身體活動能力受限制 Restriction in body movement		視覺有困難 Seeing difficulty		聽覺有困難 Hearing difficulty	
會否出外／*出外主要目的*# Whether going out / *Main purpose of going out* #	人數 No. of persons ('000)	百分比 %	人數 No. of persons ('000)	百分比 %	人數 No. of persons ('000)	百分比 %
會 Yes	221.4 (129.4)	90.8 (93.2)	45.8 (18.2)	96.2 (99.6)	45.2 (12.4)	94.4 (99.2)
覆診／接受治療 Medical consultation/treatment	*207.3 (118.9)*	*85.0 (85.7)*	*40.6 (15.2)*	*85.2 (83.1)*	*39.0 (9.7)*	*81.4 (77.6)*
購物／去銀行 Shopping / going to bank	*71.9 (49.9)*	*29.5 (36.0)*	*21.0 (11.8)*	*44.2 (64.4)*	*19.1 (8.1)*	*39.9 (64.9)*
用餐 Dining	*87.0 (54.3)*	*35.7 (39.1)*	*20.5 (9.8)*	*43.0 (53.6)*	*21.1 (6.8)*	*44.1 (54.3)*
做運動 Doing exercise	*68.4 (41.8)*	*28.0 (30.1)*	*14.4 (5.9)*	*30.2 (32.4)*	*14.8 (3.6)*	*30.8 (29.0)*
工作 Working	*10.7 (8.9)*	*4.4 (6.4)*	*4.7 (3.6)*	*9.8 (20.0)*	*4.4 (2.3)*	*9.1 (18.1)*
消閒 Leisure	*21.0 (12.5)*	*8.6 (9.0)*	*5.5 (2.4)*	*11.5 (13.3)*	*5.6 (1.6)*	*11.7 (12.5)*
上學／訓練 Attending school / training	*2.4 (0.4)*	*1.0 (0.3)*	*0.9 (0.4)*	*1.9 (2.4)*	*0.5 (‡)*	*1.1 (‡)*
其他 Others	*1.1 (0.3)*	*0.5 (0.2)*	*‡ (‡)*	*‡ (‡)*	*‡ (‡)*	*‡ (‡)*
不會 No	22.5 (9.4)	9.2 (6.8)	1.8 (‡)	3.8 (‡)	2.7 (‡)	5.6 (‡)
合計 Overall	244.0 (138.8)	100.0 (100.0)	47.6 (18.3)	100.0 (100.0)	47.9 (12.5)	100.0 (100.0)

註釋： * 一名人士可能有多於一種選定殘疾類別。因此會否出外／出外主要目的不一定只受單一種殘疾類別影響。括號內的數字顯示只有單一種殘疾類別的人士的相應數字。

最多可選擇三項答案。

‡ 由於抽樣誤差甚大，數目少於250的估計（包括數值為零的數字）或基於這些估計而編製的相關統計數字（如百分比）不予公布。

Notes: * A person might have more than one selected type of disability and hence whether going out / main purpose of going out might not be owing to single disability. Figures in brackets represent the corresponding figures in respect of persons with single disability.

Three answers were allowed at maximum.

‡ Estimates less than 250 (including zero figures) and related statistics derived based on such estimates (e.g. percentages) are not released due to very large sampling errors.

（待續）
(To be cont'd)

表 10.1（續） 按會否出外／出外主要目的及選定的殘疾類別劃分的殘疾人士及有特定需要的長期病患者數目

Table 10.1 (Cont'd) **Persons with disabilities and persons with chronic diseases who had specific needs by whether going out / main purpose of going out and selected type of disability**

	選定的殘疾類別*（續） Selected type of disability* (Cont'd)					
	溝通能力有困難 Communication difficulty		精神病／情緒病 Mental illness / mood disorder		自閉症譜系障礙 Autism Spectrum Disorder	
會否出外／*出外主要目的*# Whether going out / *Main purpose of going out* #	人數 No. of persons ('000)	百分比 %	人數 No. of persons ('000)	百分比 %	人數 No. of persons ('000)	百分比 %
會 Yes	42.3 (3.4)	86.9 (97.7)	245.2 (171.3)	95.5 (99.1)	22.4 (9.5)	100.0 (100.0)
覆診／接受治療 *Medical consultation/treatment*	*36.9* *(2.1)*	*75.8* *(61.0)*	*203.5* *(134.3)*	*79.3* *(77.7)*	*16.8* *(5.9)*	*74.9* *(61.9)*
購物／去銀行 *Shopping / going to bank*	*8.8* *(1.1)*	*18.1* *(31.9)*	*131.5* *(113.3)*	*51.2* *(65.5)*	*4.7* *(2.5)*	*20.8* *(26.1)*
用餐 *Dining*	*12.3* *(1.0)*	*25.2* *(29.7)*	*103.6* *(77.2)*	*40.3* *(44.6)*	*9.2* *(3.9)*	*41.2* *(41.5)*
做運動 *Doing exercise*	*10.6* *(0.9)*	*21.8* *(25.9)*	*52.2* *(33.5)*	*20.3* *(19.4)*	*4.9* *(2.5)*	*22.1* *(26.8)*
工作 *Working*	*2.6* *(0.5)*	*5.4* *(14.9)*	*59.7* *(56.4)*	*23.2* *(32.6)*	*2.3* *(1.1)*	*10.4* *(12.1)*
消閒 *Leisure*	*5.6* *(1.1)*	*11.5* *(31.5)*	*37.1* *(28.8)*	*14.4* *(16.7)*	*5.8* *(3.1)*	*26.1* *(32.4)*
上學／訓練 *Attending school / training*	*4.4* *(0.6)*	*9.0* *(17.8)*	*17.3* *(8.7)*	*6.7* *(5.0)*	*17.3* *(7.4)*	*77.2* *(78.2)*
其他 *Others*	*0.8* *(‡)*	*1.6* *(‡)*	*1.7* *(0.8)*	*0.7* *(0.5)*	*0.4* *(‡)*	*1.8* *(‡)*
不會 No	6.4 (‡)	13.1 (‡)	11.6 (1.6)	4.5 (0.9)	‡ (‡)	‡ (‡)
合計 Overall	48.7 (3.5)	100.0 (100.0)	256.8 (172.9)	100.0 (100.0)	22.4 (9.5)	100.0 (100.0)

註釋： * 一名人士可能有多於一種選定殘疾類別。因此會否出外／出外主要目的不一定只受單一種殘疾類別影響。括號內的數字顯示只有單一種殘疾類別的人士的相應數字。

最多可選擇三項答案。

‡ 由於抽樣誤差甚大，數目少於250的估計（包括數值為零的數字）或基於這些估計而編製的相關統計數字（如百分比）不予公布。

Notes: * A person might have more than one selected type of disability and hence whether going out / main purpose of going out might not be owing to single disability. Figures in brackets represent the corresponding figures in respect of persons with single disability.

Three answers were allowed at maximum.

‡ Estimates less than 250 (including zero figures) and related statistics derived based on such estimates (e.g. percentages) are not released due to very large sampling errors.

（待續）
(To be cont'd)

表 10.1（續） 按會否出外／出外主要目的及選定的殘疾類別劃分的殘疾人士及有特定需要的長期病患者數目

Table 10.1 (Cont'd) **Persons with disabilities and persons with chronic diseases who had specific needs by whether going out / main purpose of going out and selected type of disability**

	選定的殘疾類別*（續） Selected type of disability* (Cont'd)			
	特殊學習困難 Specific Learning Difficulties		注意力不足／過度活躍症 Attention Deficit / Hyperactivity Disorder	
會否出外／*出外主要目的*# Whether going out / *Main purpose of going out* #	人數 No. of persons ('000)	百分比 %	人數 No. of persons ('000)	百分比 %
會 Yes	35.3 (15.4)	99.7 (100.0)	38.1 (16.5)	99.9 (100.0)
覆診／接受治療 *Medical consultation/treatment*	*20.5* *(5.2)*	*57.9* *(34.1)*	*27.3* *(10.8)*	*71.7* *(65.6)*
購物／去銀行 *Shopping / going to bank*	*7.6* *(4.7)*	*21.5* *(30.9)*	*7.5* *(3.8)*	*19.7* *(23.1)*
用餐 *Dining*	*15.7* *(7.4)*	*44.4* *(48.3)*	*15.3* *(5.8)*	*40.2* *(34.9)*
做運動 *Doing exercise*	*8.3* *(3.5)*	*23.5* *(22.6)*	*7.2* *(3.1)*	*18.9* *(18.6)*
工作 *Working*	*4.9* *(3.2)*	*13.9* *(21.0)*	*3.7* *(1.5)*	*9.7* *(9.1)*
消閒 *Leisure*	*10.2* *(5.5)*	*28.8* *(35.9)*	*10.4* *(5.4)*	*27.3* *(32.5)*
上學／訓練 *Attending school / training*	*25.7* *(11.2)*	*72.6* *(72.8)*	*31.9* *(14.6)*	*83.7* *(88.4)*
其他 *Others*	*0.3* *(‡)*	*0.9* *(‡)*	*‡* *(‡)*	*‡* *(‡)*
不會 No	‡ (‡)	‡ (‡)	‡ (‡)	‡ (‡)
合計 Overall	35.4 (15.4)	100.0 (100.0)	38.2 (16.5)	100.0 (100.0)

註釋： * 一名人士可能有多於一種選定殘疾類別。因此會否出外／出外主要目的不一定只受單一種殘疾類別影響。括號內的數字顯示只有單一種殘疾類別的人士的相應數字。

最多可選擇三項答案。

‡ 由於抽樣誤差甚大，數目少於250的估計（包括數值為零的數字）或基於這些估計而編製的相關統計數字（如百分比）不予公布。

Notes: * A person might have more than one selected type of disability and hence whether going out / main purpose of going out might not be owing to single disability. Figures in brackets represent the corresponding figures in respect of persons with single disability.

Three answers were allowed at maximum.

‡ Estimates less than 250 (including zero figures) and related statistics derived based on such estimates (e.g. percentages) are not released due to very large sampling errors.

（待續）
(To be cont'd)

表 10.1（續） 按會否出外／出外主要目的及選定的殘疾類別劃分的殘疾人士及有特定需要的長期病患者數目

Table 10.1 (Cont'd) **Persons with disabilities and persons with chronic diseases who had specific needs by whether going out / main purpose of going out and selected type of disability**

會否出外／*出外主要目的*[#] Whether going out / *Main purpose of going out*[#]	所有殘疾人士（智障人士除外）[@] All persons with disabilities (excluding persons with intellectual disability)[@]		有特定需要的長期病患者 Persons with chronic diseases who had specific needs	
	人數 No. of persons ('000)	百分比 %	人數 No. of persons ('000)	百分比 %
會 Yes	509.4 (376.0)	95.4 (97.1)	632.6	96.1
覆診／接受治療 *Medical consultation/treatment*	*422.3* *(302.2)*	*79.1* *(78.0)*	*591.6*	*89.9*
購物／去銀行 *Shopping / going to bank*	*229.3* *(195.2)*	*42.9* *(50.4)*	*215.0*	*32.7*
用餐 *Dining*	*216.4* *(166.2)*	*40.5* *(42.9)*	*186.7*	*28.4*
做運動 *Doing exercise*	*131.0* *(94.9)*	*24.5* *(24.5)*	*229.9*	*34.9*
工作 *Working*	*84.5* *(77.6)*	*15.8* *(20.0)*	*78.4*	*11.9*
消閒 *Leisure*	*77.6* *(60.3)*	*14.5* *(15.6)*	*59.3*	*9.0*
上學／訓練 *Attending school / training*	*67.3* *(43.4)*	*12.6* *(11.2)*	*22.5*	*3.4*
其他 *Others*	*2.7* *(1.5)*	*0.5* *(0.4)*	*1.6*	*0.2*
不會 No	24.8 (11.3)	4.6 (2.9)	25.7	3.9
合計 Overall	534.2 (387.3)	100.0 (100.0)	658.3	100.0

註釋： @ 一名人士可能有多於一種選定殘疾類別。因此，殘疾人士的合計數目較有個別殘疾類別人士數目的總和為小。

最多可選擇三項答案。

一名人士可能有多於一種選定殘疾類別。因此會否出外／出外主要目的不一定只受單一種殘疾類別影響。括號內的數字顯示只有單一種殘疾類別的人士的相應數字。

Notes: @ A person might have more than one selected type of disability and hence the overall number of persons with disabilities is smaller than the sum of the number of persons with individual types of disability.

Three answers were allowed at maximum.

A person might have more than one selected type of disability and hence whether going out / main purpose of going out might not be owing to single disability. Figures in brackets represent the corresponding figures in respect of persons with single disability.

表 10.2 按乘搭交通工具是否需要協助及選定的殘疾類別劃分的會出外的殘疾人士及有特定需要的長期病患者數目

Table 10.2 Persons with disabilities and persons with chronic diseases who had specific needs and would go out by whether needed assistance in transportation and selected type of disability

	選定的殘疾類別* Selected type of disability*					
	身體活動能力受限制 Restriction in body movement		視覺有困難 Seeing difficulty		聽覺有困難 Hearing difficulty	
乘搭交通工具是否需要協助 Whether needed assistance in transportation	人數 No. of persons ('000)	百分比 %	人數 No. of persons ('000)	百分比 %	人數 No. of persons ('000)	百分比 %
需要 Yes	156.6 (82.1)	70.7 (63.5)	24.9 (5.5)	54.3 (30.4)	24.8 (2.6)	54.8 (21.1)
不需要 No	50.5 (38.1)	22.8 (29.5)	17.0 (11.3)	37.1 (62.1)	15.9 (8.4)	35.1 (67.8)
不用乘搭交通工具 No need to take transportation	14.4 (9.1)	6.5 (7.1)	3.9 (1.4)	8.6 (7.5)	4.6 (1.4)	10.1 (11.0)
總計 Total	221.4 (129.4)	100.0 (100.0)	45.8 (18.2)	100.0 (100.0)	45.2 (12.4)	100.0 (100.0)

註釋： * 一名人士可能有多於一種選定殘疾類別。因此他／她乘搭交通工具是否需要協助不一定只受單一種殘疾類別影響。括號內的數字顯示只有單一種殘疾類別的人士的相應數字。

Note: * A person might have more than one selected type of disability and hence whether he/she needed assistance in transportation might not be owing to single disability. Figures in brackets represent the corresponding figures in respect of persons with single disability.

（待續）
(To be cont'd)

表 10.2（續） 按乘搭交通工具是否需要協助及選定的殘疾類別劃分的會出外的殘疾人士及有特定需要的長期病患者數目

Table 10.2 (Cont'd) **Persons with disabilities and persons with chronic diseases who had specific needs and would go out by whether needed assistance in transportation and selected type of disability**

	選定的殘疾類別*（續） Selected type of disability* (Cont'd)					
	溝通能力有困難 Communication difficulty		精神病／情緒病 Mental illness / mood disorder		自閉症譜系障礙 Autism Spectrum Disorder	
乘搭交通工具是否需要協助 Whether needed assistance in transportation	人數 No. of persons ('000)	百分比 %	人數 No. of persons ('000)	百分比 %	人數 No. of persons ('000)	百分比 %
需要 Yes	34.0 (2.4)	80.4 (70.7)	84.6 (28.3)	34.5 (16.5)	12.7 (4.9)	56.7 (52.1)
不需要 No	5.5 (0.7)	13.0 (21.9)	151.9 (136.4)	62.0 (79.6)	9.1 (4.2)	40.5 (44.1)
不用乘搭交通工具 No need to take transportation	2.8 (0.3)	6.5 (7.4)	8.7 (6.6)	3.6 (3.9)	0.6 (0.4)	2.8 (3.8)
總計 Total	42.3 (3.4)	100.0 (100.0)	245.2 (171.3)	100.0 (100.0)	22.4 (9.5)	100.0 (100.0)

註釋： * 一名人士可能有多於一種選定殘疾類別。因此他／她乘搭交通工具是否需要協助不一定只受單一種殘疾類別影響。括號內的數字顯示只有單一種殘疾類別的人士的相應數字。

Note: * A person might have more than one selected type of disability and hence whether he/she needed assistance in transportation might not be owing to single disability. Figures in brackets represent the corresponding figures in respect of persons with single disability.

（待續）
(To be cont'd)

表 10.2（續） 按乘搭交通工具是否需要協助及選定的殘疾類別劃分的會出外的殘疾人士及有特定需要的長期病患者數目

Table 10.2 (Cont'd) **Persons with disabilities and persons with chronic diseases who had specific needs and would go out by whether needed assistance in transportation and selected type of disability**

	選定的殘疾類別*（續） Selected type of disability* (Cont'd)			
	特殊學習困難 Specific Learning Difficulties		注意力不足／過度活躍症 Attention Deficit / Hyperactivity Disorder	
乘搭交通工具是否需要協助 Whether needed assistance in transportation	人數 No. of persons ('000)	百分比 %	人數 No. of persons ('000)	百分比 %
需要 Yes	17.6 (5.7)	50.0 (36.9)	17.8 (6.4)	46.7 (38.8)
不需要 No	15.5 (8.2)	43.9 (53.5)	19.1 (9.6)	50.2 (58.0)
不用乘搭交通工具 No need to take transportation	2.2 (1.5)	6.1 (9.6)	1.2 (0.5)	3.1 (3.3)
總計 Total	35.3 (15.4)	100.0 (100.0)	38.1 (16.5)	100.0 (100.0)

註釋： * 一名人士可能有多於一種選定殘疾類別。因此他／她乘搭交通工具是否需要協助不一定只受單一種殘疾類別影響。括號內的數字顯示只有單一種殘疾類別的人士的相應數字。

Note: * A person might have more than one selected type of disability and hence whether he/she needed assistance in transportation might not be owing to single disability. Figures in brackets represent the corresponding figures in respect of persons with single disability.

（待續）
(To be cont'd)

表 10.2（續） 按乘搭交通工具是否需要協助及選定的殘疾類別劃分的會出外的殘疾人士及有特定需要的長期病患者數目

Table 10.2 (Cont'd) **Persons with disabilities and persons with chronic diseases who had specific needs and would go out by whether needed assistance in transportation and selected type of disability**

乘搭交通工具是否需要協助 Whether needed assistance in transportation	所有殘疾人士（智障人士除外）@ All persons with disabilities (excluding persons with intellectual disability)@		有特定需要的長期病患者 Persons with chronic diseases who had specific needs	
	人數 No. of persons ('000)	百分比 %	人數 No. of persons ('000)	百分比 %
需要 Yes	233.7 (138.0)	45.9 (36.7)	266.4	42.1
不需要 No	247.6 (216.9)	48.6 (57.7)	323.2	51.1
不用乘搭交通工具 No need to take transportation	28.1 (21.1)	5.5 (5.6)	43.0	6.8
總計 Total	509.4 (376.0)	100.0 (100.0)	632.6	100.0

註釋： @ 一名人士可能有多於一種選定殘疾類別。因此，殘疾人士的合計數目較有個別殘疾類別人士數目的總和為小。
一名人士可能有多於一種選定殘疾類別。因此他／她乘搭交通工具是否需要協助不一定只受單一種殘疾類別影響。括號內的數字顯示只有單一種殘疾類別的人士的相應數字。

Notes: @ A person might have more than one selected type of disability and hence the overall number of persons with disabilities is smaller than the sum of the number of persons with individual types of disability.
A person might have more than one selected type of disability and hence whether he/she needed assistance in transportation might not be owing to single disability. Figures in brackets represent the corresponding figures in respect of persons with single disability.

表 10.3 按主要使用的交通工具及選定的殘疾類別劃分的會乘搭交通工具的殘疾人士及有特定需要的長期病患者數目

Table 10.3 Persons with disabilities and persons with chronic diseases who had specific needs and would take transportation by principal mode of transportation used and selected type of disability

主要使用的交通工具# Principal mode of transportation used#	選定的殘疾類別* Selected type of disability*					
	身體活動能力受限制 Restriction in body movement		視覺有困難 Seeing difficulty		聽覺有困難 Hearing difficulty	
	人數 No. of persons ('000)	百分比 %	人數 No. of persons ('000)	百分比 %	人數 No. of persons ('000)	百分比 %
公共巴士 Public bus	79.3 (52.9)	38.3 (44.0)	21.0 (10.4)	50.2 (61.9)	20.5 (7.1)	50.5 (64.7)
港鐵 MTR	47.2 (30.5)	22.8 (25.4)	14.8 (7.9)	35.3 (47.2)	13.2 (5.8)	32.3 (52.7)
公共小巴 Public light bus	32.4 (21.7)	15.6 (18.1)	7.1 (3.8)	17.0 (22.6)	7.8 (3.6)	19.1 (32.5)
的士 Taxi	77.8 (43.2)	37.6 (35.9)	11.3 (2.5)	27.0 (14.6)	11.6 (1.5)	28.4 (13.9)
院舍車輛 Vehicle of institution	18.4 (4.7)	8.9 (3.9)	2.4 (‡)	5.8 (‡)	2.4 (‡)	5.9 (‡)
私家車 Private vehicle	10.5 (6.0)	5.1 (5.0)	1.7 (0.6)	4.0 (3.4)	1.4 (‡)	3.3 (‡)
校車 School bus	0.7 (‡)	0.3 (‡)	‡ (‡)	‡ (‡)	‡ (‡)	‡ (‡)
其他^ Others^	18.5 (9.0)	8.9 (7.5)	2.5 (0.3)	5.9 (1.6)	2.7 (0.3)	6.6 (2.8)
合計 Overall	207.1 (120.3)	100.0 (100.0)	41.9 (16.8)	100.0 (100.0)	40.7 (11.0)	100.0 (100.0)

註釋：
* 一名人士可能有多於一種選定殘疾類別。因此他／她主要使用的交通工具不一定只受單一種殘疾類別影響。括號內的數字顯示只有單一種殘疾類別的人士的相應數字。
\# 最多可選擇三項答案。
‡ 由於抽樣誤差甚大，數目少於250的估計（包括數值為零的數字）或基於這些估計而編製的相關統計數字（如百分比）不予公布。
^ 包括電車、渡輪以及「復康巴士」等。「復康巴士」服務是由政府資助，透過兩間營運機構為不便使用公共交通工具的殘疾人士提供包括固定路線、電話預約及穿梭巴士路線服務的點到點特別交通服務，接載殘疾人士接受治療、上班／上學／接受職訓及參與社交／康樂活動。

Notes:
* A person might have more than one selected type of disability and hence his/her principal mode of transportation used might not be owing to single disability. Figures in brackets represent the corresponding figures in respect of persons with single disability.
\# Three answers were allowed at maximum.
‡ Estimates less than 250 (including zero figures) and related statistics derived based on such estimates (e.g. percentages) are not released due to very large sampling errors.
^ Including tram, ferry and "Rehabus", etc. "Rehabus" services which are subvented by the Government and run by two operators, provides point-to-point special transport services, including Scheduled Route, Dial-a-Ride and Feeder services, to persons with disabilities who have difficulty in using public transport, for receiving medical treatment, going to work / school / rehabilitation training and attending social/recreational activities.

（待續）
(To be cont'd)

表 10.3（續） 按主要使用的交通工具及選定的殘疾類別劃分的會乘搭交通工具的殘疾人士及有特定需要的長期病患者數目

Table 10.3 (Cont'd) **Persons with disabilities and persons with chronic diseases who had specific needs and would take transportation by principal mode of transportation used and selected type of disability**

	選定的殘疾類別*（續） Selected type of disability* (Cont'd)					
	溝通能力有困難 Communication difficulty		精神病／情緒病 Mental illness / mood disorder		自閉症譜系障礙 Autism Spectrum Disorder	
主要使用的交通工具# Principal mode of transportation used#	人數 No. of persons ('000)	百分比 %	人數 No. of persons ('000)	百分比 %	人數 No. of persons ('000)	百分比 %
公共巴士 Public bus	12.4 (1.4)	31.4 (43.2)	127.4 (101.8)	53.9 (61.8)	13.7 (5.8)	63.1 (64.2)
港鐵 MTR	8.4 (1.0)	21.2 (31.4)	106.7 (88.0)	45.1 (53.4)	12.6 (5.3)	57.9 (58.6)
公共小巴 Public light bus	5.0 (1.2)	12.6 (38.8)	57.9 (47.9)	24.5 (29.1)	6.0 (2.4)	27.4 (26.7)
的士 Taxi	11.3 (0.4)	28.6 (13.9)	38.0 (15.0)	16.1 (9.1)	1.7 (0.6)	7.7 (6.1)
院舍車輛 Vehicle of institution	10.2 (0.7)	25.7 (21.6)	15.1 (3.4)	6.4 (2.1)	0.6 (‡)	3.0 (‡)
私家車 Private vehicle	2.1 (‡)	5.3 (‡)	10.3 (6.2)	4.4 (3.7)	1.6 (0.9)	7.5 (9.7)
校車 School bus	1.5 (‡)	3.9 (‡)	1.4 (0.3)	0.6 (0.2)	2.3 (0.8)	10.4 (9.2)
其他^ Others^	4.5 (0.3)	11.3 (9.1)	12.3 (5.6)	5.2 (3.4)	0.5 (0.3)	2.2 (3.4)
合計 Overall	39.5 (3.1)	100.0 (100.0)	236.5 (164.7)	100.0 (100.0)	21.8 (9.1)	100.0 (100.0)

註釋： * 一名人士可能有多於一種選定殘疾類別。因此他／她主要使用的交通工具不一定只受單一種殘疾類別影響。括號內的數字顯示只有單一種殘疾類別的人士的相應數字。

最多可選擇三項答案。

‡ 由於抽樣誤差甚大，數目少於250的估計（包括數值為零的數字）或基於這些估計而編製的相關統計數字（如百分比）不予公布。

^ 包括電車、渡輪以及「復康巴士」等。「復康巴士」服務是由政府資助，透過兩間營運機構為不便使用公共交通工具的殘疾人士提供包括固定路線、電話預約及穿梭巴士路線服務的點到點特別交通服務，接載殘疾人士接受治療、上班／上學／接受職訓及參與社交／康樂活動。

Notes: * A person might have more than one selected type of disability and hence his/her principal mode of transportation used might not be owing to single disability. Figures in brackets represent the corresponding figures in respect of persons with single disability.

Three answers were allowed at maximum.

‡ Estimates less than 250 (including zero figures) and related statistics derived based on such estimates (e.g. percentages) are not released due to very large sampling errors.

^ Including tram, ferry and "Rehabus", etc. "Rehabus" services which are subvented by the Government and run by two operators, provides point-to-point special transport services, including Scheduled Route, Dial-a-Ride and Feeder services, to persons with disabilities who have difficulty in using public transport, for receiving medical treatment, going to work / school / rehabilitation training and attending social/recreational activities.

（待續）
(To be cont'd)

表 10.3（續） 按主要使用的交通工具及選定的殘疾類別劃分的會乘搭交通工具的殘疾人士及有特定需要的長期病患者數目

Table 10.3 (Cont'd) **Persons with disabilities and persons with chronic diseases who had specific needs and would take transportation by principal mode of transportation used and selected type of disability**

	選定的殘疾類別*（續） Selected type of disability* (Cont'd)			
	特殊學習困難 Specific Learning Difficulties		注意力不足／過度活躍症 Attention Deficit / Hyperactivity Disorder	
主要使用的交通工具# Principal mode of transportation used#	人數 No. of persons ('000)	百分比 %	人數 No. of persons ('000)	百分比 %
公共巴士 Public bus	21.3 (9.7)	64.2 (69.6)	24.1 (10.6)	65.4 (66.1)
港鐵 MTR	17.6 (7.4)	53.1 (53.3)	21.6 (9.4)	58.4 (58.9)
公共小巴 Public light bus	7.7 (3.0)	23.2 (21.3)	10.3 (5.0)	28.0 (31.3)
的士 Taxi	2.1 (‡)	6.5 (‡)	1.0 (‡)	2.6 (‡)
院舍車輛 Vehicle of institution	1.1 (‡)	3.3 (‡)	‡ (‡)	‡ (‡)
私家車 Private vehicle	2.4 (0.7)	7.2 (5.4)	2.0 (0.6)	5.3 (3.7)
校車 School bus	3.0 (0.9)	9.1 (6.8)	3.2 (1.2)	8.6 (7.3)
其他^ Others^	2.1 (0.7)	6.3 (5.2)	1.2 (0.5)	3.2 (2.8)
合計 Overall	33.1 (13.9)	100.0 (100.0)	36.9 (16.0)	100.0 (100.0)

註釋： * 一名人士可能有多於一種選定殘疾類別。因此他／她主要使用的交通工具不一定只受單一種殘疾類別影響。括號內的數字顯示只有單一種殘疾類別的人士的相應數字。

最多可選擇三項答案。

‡ 由於抽樣誤差甚大，數目少於250的估計（包括數值為零的數字）或基於這些估計而編製的相關統計數字（如百分比）不予公布。

^ 包括電車、渡輪以及「復康巴士」等。「復康巴士」服務是由政府資助，透過兩間營運機構為不便使用公共交通工具的殘疾人士提供包括固定路線、電話預約及穿梭巴士路線服務的點到點特別交通服務，接載殘疾人士接受治療、上班／上學／接受職訓及參與社交／康樂活動。

Notes: * A person might have more than one selected type of disability and hence his/her principal mode of transportation used might not be owing to single disability. Figures in brackets represent the corresponding figures in respect of persons with single disability.

Three answers were allowed at maximum.

‡ Estimates less than 250 (including zero figures) and related statistics derived based on such estimates (e.g. percentages) are not released due to very large sampling errors.

^ Including tram, ferry and "Rehabus", etc. "Rehabus" services which are subvented by the Government and run by two operators, provides point-to-point special transport services, including Scheduled Route, Dial-a-Ride and Feeder services, to persons with disabilities who have difficulty in using public transport, for receiving medical treatment, going to work / school / rehabilitation training and attending social/recreational activities.

（待續）
(To be cont'd)

表 10.3（續） 按主要使用的交通工具及選定的殘疾類別劃分的會乘搭交通工具的殘疾人士及有特定需要的長期病患者數目

Table 10.3 (Cont'd) **Persons with disabilities and persons with chronic diseases who had specific needs and would take transportation by principal mode of transportation used and selected type of disability**

主要使用的交通工具[#] Principal mode of transportation used[#]	所有殘疾人士（智障人士除外）[@] All persons with disabilities (excluding persons with intellectual disability)[@]		有特定需要的長期病患者 Persons with chronic diseases who had specific needs	
	人數 No. of persons ('000)	百分比 %	人數 No. of persons ('000)	百分比 %
公共巴士 Public bus	251.7 (199.7)	52.3 (56.3)	287.3	48.7
港鐵 MTR	192.2 (155.4)	39.9 (43.8)	206.1	35.0
公共小巴 Public light bus	108.8 (88.6)	22.6 (25.0)	147.4	25.0
的士 Taxi	100.8 (63.5)	20.9 (17.9)	136.6	23.2
院舍車輛 Vehicle of institution	25.2 (9.0)	5.2 (2.5)	27.6	4.7
私家車 Private vehicle	21.9 (15.2)	4.5 (4.3)	22.9	3.9
校車 School bus	6.8 (3.5)	1.4 (1.0)	4.5	0.8
其他[^] Others[^]	27.8 (17.0)	5.8 (4.8)	35.0	5.9
合計 Overall	481.3 (354.9)	100.0 (100.0)	589.7	100.0

註釋：

@ 一名人士可能有多於一種選定殘疾類別。因此，殘疾人士的合計數目較有個別殘疾類別人士數目的總和為小。

最多可選擇三項答案。

^ 包括電車、渡輪以及「復康巴士」等。「復康巴士」服務是由政府資助，透過兩間營運機構為不便使用公共交通工具的殘疾人士提供包括固定路線、電話預約及穿梭巴士路線服務的點到點特別交通服務，接載殘疾人士接受治療、上班／上學／接受職訓及參與社交／康樂活動。

一名人士可能有多於一種選定殘疾類別。因此他／她主要使用的交通工具不一定只受單一種殘疾類別影響。括號內的數字顯示只有單一種殘疾類別的人士的相應數字。

Notes:

@ A person might have more than one selected type of disability and hence the overall number of persons with disabilities is smaller than the sum of the number of persons with individual types of disability.

Three answers were allowed at maximum.

^ Including tram, ferry and "Rehabus", etc. "Rehabus" services which are subvented by the Government and run by two operators, provides point-to-point special transport services, including Scheduled Route, Dial-a-Ride and Feeder services, to persons with disabilities who have difficulty in using public transport, for receiving medical treatment, going to work / school / rehabilitation training and attending social/recreational activities.

A person might have more than one selected type of disability and hence his/her principal mode of transportation used might not be owing to single disability. Figures in brackets represent the corresponding figures in respect of persons with single disability.

表 10.4a 按出外覆診／接受治療時轉乘次數#及選定的殘疾類別劃分的會出外的殘疾人士及有特定需要的長期病患者數目

Table 10.4a Persons with disabilities and persons with chronic diseases who had specific needs and would go out by number of transfers# when going out for medical consultation/treatment and selected type of disability

	選定的殘疾類別* Selected type of disability*					
	身體活動能力受限制 Restriction in body movement		視覺有困難 Seeing difficulty		聽覺有困難 Hearing difficulty	
出外覆診／接受治療時轉乘次數# Number of transfers# when going out for medical consultation/treatment	人數 No. of persons ('000)	百分比 %	人數 No. of persons ('000)	百分比 %	人數 No. of persons ('000)	百分比 %
0	172.0 (96.2)	77.7 (74.4)	32.3 (11.4)	70.5 (62.5)	30.3 (6.5)	67.1 (52.3)
1	15.2 (10.0)	6.9 (7.7)	4.1 (2.1)	8.9 (11.4)	3.8 (1.7)	8.5 (13.4)
≥ 2	3.4 (1.9)	1.5 (1.5)	0.7 (0.5)	1.5 (2.9)	0.8 (0.5)	1.7 (3.8)
步行 On foot	21.3 (14.3)	9.6 (11.1)	5.3 (2.3)	11.6 (12.5)	4.9 (1.2)	10.8 (9.9)
不會出外覆診／接受治療 Not going out for medical consultation/treatment	1.2 (0.7)	0.5 (0.5)	‡ (‡)	‡ (‡)	0.3 (‡)	0.6 (‡)
不需要覆診／接受治療 No need to receive medical consultation/treatment	8.2 (6.3)	3.7 (4.9)	3.4 (2.0)	7.5 (10.7)	5.1 (2.6)	11.4 (20.6)
總計 Total	221.4 (129.4)	100.0 (100.0)	45.8 (18.2)	100.0 (100.0)	45.2 (12.4)	100.0 (100.0)

註釋： # 港鐵轉線不計算在轉乘次數內。
* 一名人士可能有多於一種選定殘疾類別。因此他／她出外覆診／接受治療時轉乘次數不一定只受單一種殘疾類別影響。括號內的數字顯示只有單一種殘疾類別的人士的相應數字。
‡ 由於抽樣誤差甚大，數目少於250的估計（包括數值為零的數字）或基於這些估計而編製的相關統計數字（如百分比）不予公布。

Notes: # Interchange of MTR line is not counted towards the number of transfers.
* A person might have more than one selected type of disability and hence his/her number of transfers when going out for medical consultation/treatment might not be owing to single disability. Figures in brackets represent the corresponding figures in respect of persons with single disability.
‡ Estimates less than 250 (including zero figures) and related statistics derived based on such estimates (e.g. percentages) are not released due to very large sampling errors.

（待續）
(To be cont'd)

表 10.4a（續） 按出外覆診／接受治療時轉乘次數#及選定的殘疾類別劃分的會出外的殘疾人士及有特定需要的長期病患者數目

Table 10.4a (Cont'd) **Persons with disabilities and persons with chronic diseases who had specific needs and would go out by number of transfers# when going out for medical consultation/treatment and selected type of disability**

	選定的殘疾類別*（續） Selected type of disability* (Cont'd)					
	溝通能力有困難 Communication difficulty		精神病／情緒病 Mental illness / mood disorder		自閉症譜系障礙 Autism Spectrum Disorder	
出外覆診／接受治療時轉乘次數# Number of transfers# when going out for medical consultation/ treatment	人數 No. of persons ('000)	百分比 %	人數 No. of persons ('000)	百分比 %	人數 No. of persons ('000)	百分比 %
0	32.8 (1.6)	77.6 (45.9)	165.5 (105.8)	67.5 (61.8)	14.2 (5.2)	63.6 (55.3)
1	1.8 (0.3)	4.2 (10.0)	26.4 (21.2)	10.8 (12.4)	2.6 (0.7)	11.4 (7.7)
≥ 2	0.6 (‡)	1.5 (‡)	5.1 (3.8)	2.1 (2.2)	0.4 (‡)	1.6 (‡)
步行 On foot	3.0 (0.3)	7.2 (8.9)	20.0 (15.2)	8.2 (8.8)	1.6 (0.8)	7.0 (8.4)
不會出外覆診／接受治療 Not going out for medical consultation/treatment	0.3 (‡)	0.8 (‡)	0.7 (‡)	0.3 (‡)	‡ (‡)	‡ (‡)
不需要覆診／接受治療 No need to receive medical consultation/treatment	3.7 (1.1)	8.7 (32.2)	27.4 (25.1)	11.2 (14.6)	3.6 (2.6)	16.1 (27.3)
總計 Total	42.3 (3.4)	100.0 (100.0)	245.2 (171.3)	100.0 (100.0)	22.4 (9.5)	100.0 (100.0)

註釋： # 港鐵轉線不計算在轉乘次數內。
* 一名人士可能有多於一種選定殘疾類別。因此他／她出外覆診／接受治療時轉乘次數不一定只受單一種殘疾類別影響。括號內的數字顯示只有單一種殘疾類別的人士的相應數字。
‡ 由於抽樣誤差甚大，數目少於250的估計（包括數值為零的數字）或基於這些估計而編製的相關統計數字（如百分比）不予公布。

Notes: # Interchange of MTR line is not counted towards the number of transfers.
* A person might have more than one selected type of disability and hence his/her number of transfers when going out for medical consultation/treatment might not be owing to single disability. Figures in brackets represent the corresponding figures in respect of persons with single disability.
‡ Estimates less than 250 (including zero figures) and related statistics derived based on such estimates (e.g. percentages) are not released due to very large sampling errors.

（待續）
(To be cont'd)

表 10.4a（續） 按出外覆診／接受治療時轉乘次數#及選定的殘疾類別劃分的會出外的殘疾人士及有特定需要的長期病患者數目

Table 10.4a (Cont'd) **Persons with disabilities and persons with chronic diseases who had specific needs and would go out by number of transfers# when going out for medical consultation/treatment and selected type of disability**

	選定的殘疾類別*（續） Selected type of disability* (Cont'd)			
	特殊學習困難 Specific Learning Difficulties		注意力不足／過度活躍症 Attention Deficit / Hyperactivity Disorder	
出外覆診／接受治療時轉乘次數# Number of transfers# when going out for medical consultation/ treatment	人數 No. of persons ('000)	百分比 %	人數 No. of persons ('000)	百分比 %
0	18.0 (5.0)	51.1 (32.6)	22.2 (9.2)	58.4 (55.5)
1	3.2 (0.9)	9.0 (5.7)	4.9 (1.7)	12.9 (10.1)
≥ 2	0.4 (‡)	1.2 (‡)	1.4 (0.9)	3.6 (5.4)
步行 On foot	2.9 (1.6)	8.3 (10.7)	2.1 (0.7)	5.4 (4.3)
不會出外覆診／接受治療 Not going out for medical consultation/treatment	‡ (‡)	‡ (‡)	‡ (‡)	‡ (‡)
不需要覆診／接受治療 No need to receive medical consultation/treatment	10.7 (7.7)	30.4 (50.1)	7.5 (4.1)	19.6 (24.7)
總計 Total	35.3 (15.4)	100.0 (100.0)	38.1 (16.5)	100.0 (100.0)

註釋： # 港鐵轉線不計算在轉乘次數內。
* 一名人士可能有多於一種選定殘疾類別。因此他／她出外覆診／接受治療時轉乘次數不一定只受單一種殘疾類別影響。括號內的數字顯示只有單一種殘疾類別的人士的相應數字。
‡ 由於抽樣誤差甚大，數目少於250的估計（包括數值為零的數字）或基於這些估計而編製的相關統計數字（如百分比）不予公布。

Notes: # Interchange of MTR line is not counted towards the number of transfers.
* A person might have more than one selected type of disability and hence his/her number of transfers when going out for medical consultation/treatment might not be owing to single disability. Figures in brackets represent the corresponding figures in respect of persons with single disability.
‡ Estimates less than 250 (including zero figures) and related statistics derived based on such estimates (e.g. percentages) are not released due to very large sampling errors.

（待續）
(To be cont'd)

表 10.4a（續） 按出外覆診／接受治療時轉乘次數#及選定的殘疾類別劃分的會出外的殘疾人士及有特定需要的長期病患者數目

Table 10.4a (Cont'd) **Persons with disabilities and persons with chronic diseases who had specific needs and would go out by number of transfers# when going out for medical consultation/treatment and selected type of disability**

出外覆診／接受治療時轉乘次數# Number of transfers# when going out for medical consultation/ treatment	所有殘疾人士（智障人士除外）@ All persons with disabilities (excluding persons with intellectual disability)@		有特定需要的長期病患者 Persons with chronic diseases who had specific needs	
	人數 No. of persons ('000)	百分比 %	人數 No. of persons ('000)	百分比 %
0	342.6 (240.9)	67.3 (64.1)	423.1	66.9
1	48.8 (38.5)	9.6 (10.2)	84.1	13.3
≥ 2	10.1 (7.9)	2.0 (2.1)	26.4	4.2
步行 On foot	46.7 (36.4)	9.2 (9.7)	86.4	13.7
不會出外覆診／接受治療 Not going out for medical consultation/treatment	1.6 (0.9)	0.3 (0.2)	2.6	0.4
不需要覆診／接受治療 No need to receive medical consultation/treatment	59.7 (51.3)	11.7 (13.7)	9.9	1.6
總計 Total	509.4 (376.0)	100.0 (100.0)	632.6	100.0

註釋：
港鐵轉線不計算在轉乘次數內。
@ 一名人士可能有多於一種選定殘疾類別。因此，殘疾人士的合計數目較有個別殘疾類別人士數目的總和為小。
一名人士可能有多於一種選定殘疾類別。因此他／她出外覆診／接受治療時轉乘次數不一定只受單一種殘疾類別影響。括號內的數字顯示只有單一種殘疾類別的人士的相應數字。

Notes:
Interchange of MTR line is not counted towards the number of transfers.
@ A person might have more than one selected type of disability and hence the overall number of persons with disabilities is smaller than the sum of the number of persons with individual types of disability.
A person might have more than one selected type of disability and hence his/her number of transfers when going out for medical consultation/treatment might not be owing to single disability. Figures in brackets represent the corresponding figures in respect of persons with single disability.

表 10.4b 按往返工作地點時轉乘次數#及選定的殘疾類別劃分的會出外的就業殘疾人士及有特定需要的就業長期病患者數目

Table 10.4b Employed persons with disabilities and those with chronic diseases who had specific needs and would go out by number of transfers# when going out for work and selected type of disability

	選定的殘疾類別* Selected type of disability*					
	身體活動能力受限制 Restriction in body movement		視覺有困難 Seeing difficulty		聽覺有困難 Hearing difficulty	
往返工作地點時轉乘次數# Number of transfers# when going out for work	人數 No. of persons ('000)	百分比 %	人數 No. of persons ('000)	百分比 %	人數 No. of persons ('000)	百分比 %
0	7.5 (6.3)	66.0 (67.3)	4.1 (3.1)	85.8 (85.0)	3.1 (1.6)	70.0 (69.6)
1	0.9 (0.8)	7.6 (8.1)	0.3 (0.3)	6.4 (8.2)	0.5 (‡)	12.0 (‡)
≥ 2	‡ (‡)	‡ (‡)	‡ (‡)	‡ (‡)	‡ (‡)	‡ (‡)
步行 On foot	2.7 (2.1)	23.9 (22.1)	‡ (‡)	‡ (‡)	0.7 (0.4)	14.7 (16.4)
不需出外工作 No need to go out for work	‡ (‡)	‡ (‡)	‡ (‡)	‡ (‡)	‡ (‡)	‡ (‡)
總計 Total	11.3 (9.4)	100.0 (100.0)	4.8 (3.7)	100.0 (100.0)	4.4 (2.3)	100.0 (100.0)

註釋： # 港鐵轉線不計算在轉乘次數內。
* 一名人士可能有多於一種選定殘疾類別。因此他／她往返工作地點時轉乘次數不一定只受單一種殘疾類別影響。括號內的數字顯示只有單一種殘疾類別的人士的相應數字。
‡ 由於抽樣誤差甚大，數目少於250的估計（包括數值為零的數字）或基於這些估計而編製的相關統計數字（如百分比）不予公布。

Notes: # Interchange of MTR line is not counted towards the number of transfers.
* A person might have more than one selected type of disability and hence his/her number of transfers when going out for work might not be owing to single disability. Figures in brackets represent the corresponding figures in respect of persons with single disability.
‡ Estimates less than 250 (including zero figures) and related statistics derived based on such estimates (e.g. percentages) are not released due to very large sampling errors.

（待續）
(To be cont'd)

表 10.4b（續） 按往返工作地點時轉乘次數#及選定的殘疾類別劃分的會出外的就業殘疾人士及有特定需要的就業長期病患者數目

Table 10.4b (Cont'd) **Employed persons with disabilities and those with chronic diseases who had specific needs and would go out by number of transfers# when going out for work and selected type of disability**

	選定的殘疾類別*（續） Selected type of disability* (Cont'd)					
	溝通能力有困難 Communication difficulty		精神病／情緒病 Mental illness / mood disorder		自閉症譜系障礙 Autism Spectrum Disorder	
往返工作地點時轉乘次數# Number of transfers# when going out for work	人數 No. of persons ('000)	百分比 %	人數 No. of persons ('000)	百分比 %	人數 No. of persons ('000)	百分比 %
0	1.6 (0.3)	61.9 (51.3)	43.7 (41.6)	71.8 (72.4)	1.5 (0.8)	62.7 (71.7)
1	0.3 (‡)	10.4 (‡)	8.5 (8.2)	13.9 (14.2)	‡ (‡)	‡ (‡)
≥ 2	‡ (‡)	‡ (‡)	0.4 (0.4)	0.7 (0.8)	‡ (‡)	‡ (‡)
步行 On foot	0.7 (0.3)	27.7 (48.7)	7.7 (6.9)	12.7 (12.0)	0.6 (‡)	24.9 (‡)
不需出外工作 No need to go out for work	‡ (‡)	‡ (‡)	0.5 (0.4)	0.8 (0.7)	‡ (‡)	‡ (‡)
總計 Total	2.6 (0.5)	100.0 (100.0)	60.9 (57.4)	100.0 (100.0)	2.5 (1.1)	100.0 (100.0)

註釋： # 港鐵轉線不計算在轉乘次數內。
* 一名人士可能有多於一種選定殘疾類別。因此他／她往返工作地點時轉乘次數不一定只受單一種殘疾類別影響。括號內的數字顯示只有單一種殘疾類別的人士的相應數字。
‡ 由於抽樣誤差甚大，數目少於250的估計（包括數值為零的數字）或基於這些估計而編製的相關統計數字（如百分比）不予公布。

Notes: # Interchange of MTR line is not counted towards the number of transfers.
* A person might have more than one selected type of disability and hence his/her number of transfers when going out for work might not be owing to single disability. Figures in brackets represent the corresponding figures in respect of persons with single disability.
‡ Estimates less than 250 (including zero figures) and related statistics derived based on such estimates (e.g. percentages) are not released due to very large sampling errors.

（待續）
(To be cont'd)

表 10.4b（續） 按往返工作地點時轉乘次數#及選定的殘疾類別劃分的會出外的就業殘疾人士及有特定需要的就業長期病患者數目

Table 10.4b (Cont'd) **Employed persons with disabilities and those with chronic diseases who had specific needs and would go out by number of transfers# when going out for work and selected type of disability**

	選定的殘疾類別*（續） Selected type of disability* (Cont'd)			
	特殊學習困難 Specific Learning Difficulties		注意力不足／過度活躍症 Attention Deficit / Hyperactivity Disorder	
往返工作地點時轉乘次數# Number of transfers# when going out for work	人數 No. of persons ('000)	百分比 %	人數 No. of persons ('000)	百分比 %
0	3.0 (2.3)	63.3 (72.8)	2.4 (1.1)	63.2 (71.5)
1	0.9 (0.5)	18.3 (15.3)	0.6 (‡)	16.4 (‡)
≥ 2	‡ (‡)	‡ (‡)	‡ (‡)	‡ (‡)
步行 On foot	0.8 (0.4)	17.2 (11.9)	0.6 (‡)	16.1 (‡)
不需出外工作 No need to go out for work	‡ (‡)	‡ (‡)	‡ (‡)	‡ (‡)
總計 Total	4.8 (3.1)	100.0 (100.0)	3.9 (1.5)	100.0 (100.0)

註釋： # 港鐵轉線不計算在轉乘次數內。
* 一名人士可能有多於一種選定殘疾類別。因此他／她往返工作地點時轉乘次數不一定只受單一種殘疾類別影響。括號內的數字顯示只有單一種殘疾類別的人士的相應數字。
‡ 由於抽樣誤差甚大，數目少於250的估計（包括數值為零的數字）或基於這些估計而編製的相關統計數字（如百分比）不予公布。

Notes: # Interchange of MTR line is not counted towards the number of transfers.
* A person might have more than one selected type of disability and hence his/her number of transfers when going out for work might not be owing to single disability. Figures in brackets represent the corresponding figures in respect of persons with single disability.
‡ Estimates less than 250 (including zero figures) and related statistics derived based on such estimates (e.g. percentages) are not released due to very large sampling errors.

（待續）
(To be cont'd)

表 10.4b（續） 按往返工作地點時轉乘次數#及選定的殘疾類別劃分的會出外的就業殘疾人士及有特定需要的就業長期病患者數目

Table 10.4b (Cont'd) **Employed persons with disabilities and those with chronic diseases who had specific needs and would go out by number of transfers# when going out for work and selected type of disability**

往返工作地點時轉乘次數# Number of transfers# when going out for work	所有殘疾人士（智障人士除外）@ All persons with disabilities (excluding persons with intellectual disability)@		有特定需要的長期病患者 Persons with chronic diseases who had specific needs	
	人數 No. of persons ('000)	百分比 %	人數 No. of persons ('000)	百分比 %
0	61.6 (57.1)	71.4 (72.1)	41.1	51.9
1	11.1 (10.2)	12.9 (12.9)	16.3	20.5
≥ 2	0.6 (0.6)	0.7 (0.7)	7.1	9.0
步行 On foot	12.0 (10.5)	13.9 (13.3)	13.8	17.4
不需出外工作 No need to go out for work	1.0 (0.7)	1.1 (0.9)	‡	‡
總計 Total	86.3 (79.1)	100.0 (100.0)	79.1	100.0

註釋：
港鐵轉線不計算在轉乘次數內。
@ 一名人士可能有多於一種選定殘疾類別。因此，殘疾人士的合計數目較有個別殘疾類別人士數目的總和為小。
‡ 由於抽樣誤差甚大，數目少於1 500的估計（包括數值為零的數字）或基於這些估計而編製的相關統計數字（如百分比）不予公布。
一名人士可能有多於一種選定殘疾類別。因此他／她往返工作地點時轉乘次數不一定只受單一種殘疾類別影響。括號內的數字顯示只有單一種殘疾類別的人士的相應數字。

Notes:
Interchange of MTR line is not counted towards the number of transfers.
@ A person might have more than one selected type of disability and hence the overall number of persons with disabilities is smaller than the sum of the number of persons with individual types of disability.
‡ Estimates less than 1 500 (including zero figures) and related statistics derived based on such estimates (e.g. percentages) are not released due to very large sampling errors.
A person might have more than one selected type of disability and hence his/her number of transfers when going out for work might not be owing to single disability. Figures in brackets represent the corresponding figures in respect of persons with single disability.

表 10.4c 按出外學習時轉乘次數#及選定的殘疾類別劃分的會出外的殘疾及有特定需要的長期病患學生／接受技能訓練人士數目

Table 10.4c Students / persons receiving skills training with disabilities and those with chronic diseases who had specific needs and would go out by number of transfers# when going out for study and selected type of disability

	選定的殘疾類別* Selected type of disability*					
	身體活動能力受限制 Restriction in body movement		視覺有困難 Seeing difficulty		聽覺有困難 Hearing difficulty	
出外學習時轉乘次數# Number of transfers# when going out for study	人數 No. of persons ('000)	百分比 %	人數 No. of persons ('000)	百分比 %	人數 No. of persons ('000)	百分比 %
0	1.6 (0.3)	57.3 (49.3)	0.7 (0.3)	68.9 (69.1)	0.3 (‡)	60.8 (‡)
1	‡ (‡)	‡ (‡)	‡ (‡)	‡ (‡)	‡ (‡)	‡ (‡)
≥ 2	‡ (‡)	‡ (‡)	‡ (‡)	‡ (‡)	‡ (‡)	‡ (‡)
步行 On foot	1.2 (0.3)	42.7 (50.7)	‡ (‡)	‡ (‡)	‡ (‡)	‡ (‡)
不需出外學習 No need to go out for study	‡ (‡)	‡ (‡)	‡ (‡)	‡ (‡)	‡ (‡)	‡ (‡)
總計 Total	2.8 (0.5)	100.0 (100.0)	1.0 (0.4)	100.0 (100.0)	0.5 (‡)	100.0 (‡)

註釋： # 港鐵轉線不計算在轉乘次數內。
* 一名人士可能有多於一種選定殘疾類別。因此他／她出外學習時轉乘次數不一定只受單一種殘疾類別影響。括號內的數字顯示只有單一種殘疾類別的人士的相應數字。
‡ 由於抽樣誤差甚大，數目少於250的估計（包括數值為零的數字）或基於這些估計而編製的相關統計數字（如百分比）不予公布。

Notes: # Interchange of MTR line is not counted towards the number of transfers.
* A person might have more than one selected type of disability and hence his/her number of transfers when going out for study might not be owing to single disability. Figures in brackets represent the corresponding figures in respect of persons with single disability.
‡ Estimates less than 250 (including zero figures) and related statistics derived based on such estimates (e.g. percentages) are not released due to very large sampling errors.

（待續）
(To be cont'd)

表 10.4c（續） 按出外學習時轉乘次數#及選定的殘疾類別劃分的會出外的殘疾及有特定需要的長期病患學生／接受技能訓練人士數目

Table 10.4c (Cont'd) **Students / persons receiving skills training with disabilities and those with chronic diseases who had specific needs and would go out by number of transfers# when going out for study and selected type of disability**

	選定的殘疾類別*（續） Selected type of disability* (Cont'd)					
	溝通能力有困難 Communication difficulty		精神病／情緒病 Mental illness / mood disorder		自閉症譜系障礙 Autism Spectrum Disorder	
出外學習時轉乘次數# Number of transfers# when going out for study	人數 No. of persons ('000)	百分比 %	人數 No. of persons ('000)	百分比 %	人數 No. of persons ('000)	百分比 %
0	3.3 (0.6)	66.0 (68.3)	12.4 (6.2)	66.7 (65.7)	12.3 (5.0)	69.8 (65.8)
1	‡ (‡)	‡ (‡)	1.9 (1.0)	10.1 (10.2)	1.2 (0.5)	6.5 (6.4)
≥ 2	‡ (‡)	‡ (‡)	‡ (‡)	‡ (‡)	‡ (‡)	‡ (‡)
步行 On foot	1.4 (‡)	29.1 (‡)	3.9 (2.0)	21.0 (21.7)	4.1 (2.0)	23.3 (26.8)
不需出外學習 No need to go out for study	‡ (‡)	‡ (‡)	‡ (‡)	‡ (‡)	‡ (‡)	‡ (‡)
總計 Total	4.9 (0.9)	100.0 (100.0)	18.5 (9.4)	100.0 (100.0)	17.6 (7.6)	100.0 (100.0)

註釋： # 港鐵轉線不計算在轉乘次數內。
* 一名人士可能有多於一種選定殘疾類別。因此他／她出外學習時轉乘次數不一定只受單一種殘疾類別影響。括號內的數字顯示只有單一種殘疾類別的人士的相應數字。
‡ 由於抽樣誤差甚大，數目少於250的估計（包括數值為零的數字）或基於這些估計而編製的相關統計數字（如百分比）不予公布。

Notes: # Interchange of MTR line is not counted towards the number of transfers.
* A person might have more than one selected type of disability and hence his/her number of transfers when going out for study might not be owing to single disability. Figures in brackets represent the corresponding figures in respect of persons with single disability.
‡ Estimates less than 250 (including zero figures) and related statistics derived based on such estimates (e.g. percentages) are not released due to very large sampling errors.

（待續）
(To be cont'd)

表 10.4c（續） 按出外學習時轉乘次數#及選定的殘疾類別劃分的會出外的殘疾及有特定需要的長期病患學生／接受技能訓練人士數目

Table 10.4c (Cont'd) **Students / persons receiving skills training with disabilities and those with chronic diseases who had specific needs and would go out by number of transfers# when going out for study and selected type of disability**

	選定的殘疾類別*（續） Selected type of disability* (Cont'd)			
	特殊學習困難 Specific Learning Difficulties		注意力不足／過度活躍症 Attention Deficit / Hyperactivity Disorder	
出外學習時轉乘次數# Number of transfers# when going out for study	人數 No. of persons ('000)	百分比 %	人數 No. of persons ('000)	百分比 %
0	17.3 (6.7)	66.3 (59.6)	21.8 (9.6)	67.5 (65.9)
1	2.1 (1.0)	7.9 (8.9)	3.3 (1.8)	10.3 (12.1)
≥ 2	0.3 (0.3)	1.1 (2.6)	‡ (‡)	‡ (‡)
步行 On foot	6.3 (3.3)	24.3 (28.9)	6.8 (3.1)	21.2 (21.3)
不需出外學習 No need to go out for study	‡ (‡)	‡ (‡)	‡ (‡)	‡ (‡)
總計 Total	26.1 (11.3)	100.0 (100.0)	32.2 (14.6)	100.0 (100.0)

註釋： # 港鐵轉線不計算在轉乘次數內。
* 一名人士可能有多於一種選定殘疾類別。因此他／她出外學習時轉乘次數不一定只受單一種殘疾類別影響。括號內的數字顯示只有單一種殘疾類別的人士的相應數字。
‡ 由於抽樣誤差甚大，數目少於250的估計（包括數值為零的數字）或基於這些估計而編製的相關統計數字（如百分比）不予公布。

Notes: # Interchange of MTR line is not counted towards the number of transfers.
* A person might have more than one selected type of disability and hence his/her number of transfers when going out for study might not be owing to single disability. Figures in brackets represent the corresponding figures in respect of persons with single disability.
‡ Estimates less than 250 (including zero figures) and related statistics derived based on such estimates (e.g. percentages) are not released due to very large sampling errors.

（待續）
(To be cont'd)

表 10.4c（續） 按出外學習時轉乘次數#及選定的殘疾類別劃分的會出外的殘疾及有特定需要的長期病患學生／接受技能訓練人士數目

Table 10.4c (Cont'd) **Students / persons receiving skills training with disabilities and those with chronic diseases who had specific needs and would go out by number of transfers# when going out for study and selected type of disability**

出外學習時轉乘次數# Number of transfers# when going out for study	所有殘疾人士（智障人士除外）@ All persons with disabilities (excluding persons with intellectual disability)@		有特定需要的長期病患者 Persons with chronic diseases who had specific needs	
	人數 No. of persons ('000)	百分比 %	人數 No. of persons ('000)	百分比 %
0	45.7 (28.8)	65.9 (64.1)	14.9	63.6
1	6.3 (4.3)	9.1 (9.7)	2.8	12.1
≥ 2	0.6 (0.5)	0.8 (1.1)	†	†
步行 On foot	16.5 (11.1)	23.8 (24.6)	5.3	22.8
不需出外學習 No need to go out for study	0.3 (‡)	0.5 (‡)	†	†
總計 Total	69.4 (44.9)	100.0 (100.0)	23.4	100.0

註釋：
港鐵轉線不計算在轉乘次數內。
@ 一名人士可能有多於一種選定殘疾類別。因此，殘疾人士的合計數目較有個別殘疾類別人士數目的總和為小。
‡/† 由於抽樣誤差甚大，數目少於250/1 500的估計（包括數值為零的數字）或基於這些估計而編製的相關統計數字（如百分比）不予公布。
一名人士可能有多於一種選定殘疾類別。因此他／她出外學習時轉乘次數不一定只受單一種殘疾類別影響。括號內的數字顯示只有單一種殘疾類別的人士的相應數字。

Notes:
Interchange of MTR line is not counted towards the number of transfers.
@ A person might have more than one selected type of disability and hence the overall number of persons with disabilities is smaller than the sum of the number of persons with individual types of disability.
‡/† Estimates less than 250/1 500 (including zero figures) and related statistics derived based on such estimates (e.g. percentages) are not released due to very large sampling errors.
A person might have more than one selected type of disability and hence his/her number of transfers when going out for study might not be owing to single disability. Figures in brackets represent the corresponding figures in respect of persons with single disability.

11 殘疾人士及有特定需要的長期病患者的資訊科技運用情況
Usage of information technology of persons with disabilities and persons with chronic diseases who had specific needs

11.1 本章的焦點是提供有關殘疾人士及因長期病患令其在日常生活有困難或正在使用輔助儀器的長期病患者（以下簡稱為「有特定需要的長期病患者」）使用資訊科技設備及互聯網的資料。資訊科技設備是指(i) 桌面電腦、(ii) 手提電腦、(iii) 平板電腦及(iv) 智能手機。

11.1 The focus of this Chapter is to furnish information on the use of information technology (IT) device and the Internet by persons with disabilities and persons with chronic diseases who were encountering difficulty in day-to-day living or using assistive device due to their chronic diseases (referred to as "persons with chronic diseases who had specific needs"). IT device refers to (i) desktop, (ii) laptop, (iii) tablet and (iv) smartphone.

多於一種殘疾類別的影響

11.2 由於一名人士可能有多於一種選定殘疾類別，因此他／她運用資訊科技的情況不一定只受單一種殘疾類別影響。對於本章列載的統計調查結果，尤其是按不同殘疾類別的分析，必須謹慎闡釋。載於表 11.1a - 11.2c 的括號內的數字列載有關只有單一種殘疾類別的人士的統計調查結果，以供參考。概括而言，只有單一種殘疾類別的人士相對地較大比例家中擁有資訊科技設備而且可以使用這些設備。由於智障並不包括在本章的分析中，部分只有單一種殘疾類別的人士，可能同時有智障的情況。

Effect of multiple disabilities

11.2 Since a person might have more than one selected type of disability, his/her usage of information technology might not be owing to single disability. Therefore, caution should be taken when interpreting the survey results presented in this Chapter, especially for the analysis by selected type of disability. The survey results pertaining to persons with single disability were also given in brackets in Tables 11.1a - 11.2c for reference. Broadly speaking, a higher proportion of persons with single disability said that they had IT device at home and could use the device. Since intellectual disability (ID) was not included in the analysis of this Chapter, some persons with single disability might have the condition of ID at the same time.

I. 使用互聯網的概況

有否使用過互聯網

11.3 在 513 800 名 10 歲及以上殘疾人士中，約 278 200 人（54.1%）在統計前 12 個月有使用過互聯網。而在 649 900 名 10 歲及以上有特定需要的長期病患者中，約 310 400 人（47.8%）表示相同情況。 （表 11.1a）

11.4 按選定的殘疾類別分析，超過 8 成 10 歲及以上有自閉症譜系障礙、有特殊學習困難及有注意力不足／過度活躍症人士在統計前 12 個月有使用過互聯網。而 10 歲及以上溝通能力有困難人士的相應比例最低，為 20.6%。（表 11.1a）

I. Overview of the use of the Internet

Whether used the Internet

11.3 Among those 513 800 persons aged 10 and over with disabilities, some 278 200 (54.1%) of them had used the Internet during the 12 months before enumeration. As for those 649 900 persons aged 10 and over with chronic diseases who had specific needs, some 310 400 persons (47.8%) reported the same. (Table 11.1a)

11.4 Analysed by selected type of disability, over 80% of persons aged 10 and over with Autism Spectrum Disorder (ASD), Specific Learning Difficulties (SpLD) and Attention Deficit / Hyperactivity Disorder (AD/HD) had used the Internet during the 12 months before enumeration. The corresponding proportion of persons aged 10 and

使用互聯網的目的

11.5 在 278 200 名在統計前 12 個月有使用過互聯網的 10 歲及以上殘疾人士當中，首三項最普遍被提及的使用互聯網的目的為「通訊」、「資訊查詢」及「娛樂」，分別達 91.5%、58.4% 及 56.5%。而在 310 400 名在統計前 12 個月有使用過互聯網的 10 歲及以上有特定需要的長期病患者中，相應數字分別為 88.3%、62.8%及 43.8%。 （表 11.1b）

11.6 按選定的殘疾類別分析，10 歲及以上身體活動能力受限制、視覺有困難、聽覺有困難及有精神病／情緒病人士使用互聯網的目的大致與整體殘疾人士的分布相若。而 10 歲及以上溝通能力有困難、有自閉症譜系障礙、有特殊學習困難及有注意力不足／過度活躍症人士則主要以「通訊」及「娛樂」為目的。 （表 11.1b）

沒有使用互聯網的原因

11.7 在 235 600 名在統計前 12 個月沒有使用互聯網的 10 歲及以上殘疾人士當中，大部分表示沒有使用互聯網的原因是「不懂得使用資訊科技設備」（87.8%），其次是「沒有需要上網」（22.2%）及「家中沒有資訊科技設備」（15.5%）。而 339 500 名在統計前 12 個月沒有使用互聯網的 10 歲及以上有特定需要的長期病患者的相應百分比分別為 81.5%、38.6%及 18.1%。 （表 11.1c）

11.8 按選定的殘疾類別分析，在統計前 12 個月沒有使用互聯網的 10 歲及以上有個別殘疾類別人士中，最普遍沒有使用互聯網的原因皆是「不懂得使用資訊科技設備」，約 9 成 10 歲及以上聽覺有困難及溝通能力有困難人士報稱此原因。 （表 11.1c）

over with communication difficulty was 20.6%, which was the lowest among persons with selected types of disability. (Table 11.1a)

Purpose of using the Internet

11.5 Among those 278 200 persons aged 10 and over with disabilities who had used the Internet during the 12 months before enumeration, the three most reported purposes of using the Internet were "communication", "information searching" and "entertainment", at 91.5%, 58.4% and 56.5% respectively. As for the 310 400 persons aged 10 and over with chronic diseases who had specific needs and had used the Internet during the 12 months before enumeration, the corresponding figures were 88.3%, 62.8% and 43.8% respectively. (Table 11.1b)

11.6 Analysed by selected type of disability, persons aged 10 and over with restriction in body movement, seeing difficulty, hearing difficulty and mental illness / mood disorder had similar distributions of purpose of using the Internet with the overall population with disabilities. For those persons aged 10 and over with communication difficulty, ASD, SpLD and AD/HD, most of them used the Internet for "communication" and "entertainment". (Table 11.1b)

Reason of not using the Internet

11.7 Among those 235 600 persons aged 10 and over with disabilities who had not used the Internet during the 12 months before enumeration, the majority indicated that the reason of not using the Internet was "did not know how to use IT device" (87.8%), followed by "no need" (22.2%) and "did not have IT device at home" (15.5%). As for those 339 500 persons aged 10 and over with chronic diseases who had specific needs and had not used the Internet during the 12 months before enumeration, the corresponding percentages were 81.5%, 38.6% and 18.1% respectively. (Table 11.1c)

11.8 Analysed by selected type of disability, persons aged 10 and over with individual types of disability who had not used the Internet during the 12 months before enumeration, the most common reason for not using the Internet was "did not know how to use IT device". About 90% of those with

hearing difficulty and communication difficulty reported this reason. (Table 11.1c)

II. 資訊科技設備的普及程度

資訊科技設備

11.9 在該 513 800 名 10 歲及以上殘疾人士中，約 440 600 人（85.7%）家中擁有資訊科技設備，當中 287 200 人可以使用這些設備。在該 649 900 名 10 歲及以上有特定需要的長期病患者中，約 498 500 人（76.7%）表示家中擁有資訊科技設備，而當中 345 800 人可以使用這些設備。 （表 11.2a）

11.10 按選定的殘疾類別分析，10 歲及以上身體活動能力受限制、視覺有困難、聽覺有困難及溝通能力有困難人士家中沒有資訊科技設備的百分比較高。而大部分 10 歲及以上有自閉症譜系障礙、有特殊學習困難及有注意力不足／過度活躍症人士家中擁有資訊科技設備而且可以使用這些設備，分別佔 92.2%、85.0%及 96.3%。 （表 11.2a）

智能手機

11.11 該 513 800 名 10 歲及以上殘疾人士中，約 383 100 人（74.6%）擁有智能手機，當中 277 200 人可以使用此設備。在 649 900 名 10 歲及以上有特定需要的長期病患者中，約 418 600 人（64.4%）擁有智能手機，而當中 325 200 人可以使用此設備。 （表 11.2b）

11.12 按選定的殘疾類別分析，在 10 歲及以上身體活動能力受限制、視覺有困難、聽覺有困難及溝通能力有困難人士沒有智能手機的百分比較高。而 10 歲及以上有自閉症譜系障礙、有特殊學習困難及有注意力不足／過度活躍症人士則較普遍擁有智能手機而且可以使用此設備，分別佔 86.3%、81.2%及 93.4%。 （表 11.2b）

II. Penetration of IT device

IT device

11.9 Among those 513 800 persons aged 10 and over with disabilities, some 440 600 persons (85.7%) had IT device at home, with 287 200 persons among them could use these devices. Among the 649 900 persons aged 10 and over with chronic diseases who had specific needs, some 498 500 persons (76.7%) reported that they had IT device at home, among which 345 800 persons could use these devices. (Table 11.2a)

11.10 Analysed by selected type of disability, the percentages of not having IT device at home were higher among the persons aged 10 and over with restriction in body movement, seeing difficulty, hearing difficulty and communication difficulty. Majority of the persons aged 10 and over with ASD, SpLD and AD/HD had IT device at home and could use these devices, at 92.2%, 85.0% and 96.3% respectively. (Table 11.2a)

Smartphone

11.11 Among those 513 800 persons aged 10 and over with disabilities, some 383 100 persons (74.6%) had smartphone, among which 277 200 persons could use this device. Among the 649 900 persons aged 10 and over with chronic diseases who had specific needs, some 418 600 person (64.4%) had smartphone, 325 200 persons among them could use this device. (Table 11.2b)

11.12 Analysed by selected type of disability, the percentages of not having smartphone were higher among the persons aged 10 and over with restriction in body movement, seeing difficulty, hearing difficulty and communication difficulty. Higher proportions of the persons aged 10 and over with ASD, SpLD and AD/HD had smartphone and could use this device, at 86.3%, 81.2% and 93.4% respectively. (Table 11.2b)

個人電腦

11.13 在該 513 800 名 10 歲及以上殘疾人士中，約 329 800 人（64.2%）家中擁有個人電腦（包括桌面電腦、手提電腦及平板電腦），當中 181 400 人可以使用這些設備。在 649 900 名 10 歲及以上有特定需要的長期病患者中，約 333 300 人（51.3%）表示家中擁有個人電腦，而當中 164 000 人可以使用這些設備。（表 11.2c）

11.14 按選定的殘疾類別分析，10 歲及以上身體活動能力受限制、視覺有困難及聽覺有困難人士家中沒有個人電腦的百分比較高。而大部分 10 歲及以上有自閉症譜系障礙、有特殊學習困難及有注意力不足／過度活躍症人士家中擁有個人電腦而且可以使用這些設備，分別佔 80.0%、73.5%及 87.1%。（表 11.2c）

Personal computer (PC)

11.13 Among those 513 800 persons aged 10 and over with disabilities, some 329 800 persons (64.2%) had PC (includes desktop, laptop and tablet) at home, with 181 400 persons among them could use these devices. Among the 649 900 persons aged 10 and over with chronic diseases who had specific needs, some 333 300 persons (51.3%) reported that they had PC at home, among which 164 000 persons could use these devices. (Table 11.2c)

11.14 Analysed by selected type of disability, the percentages of not having PC at home were higher among the persons aged 10 and over with restriction in body movement, seeing difficulty and hearing difficulty. Majority of the persons aged 10 and over with ASD, SpLD and AD/HD had PC at home and could use these devices, at 80.0%, 73.5% and 87.1% respectively. (Table 11.2c)

表 11.1a 按選定的殘疾類別及在統計前12個月有否使用過互聯網劃分的10歲及以上殘疾人士及有特定需要的長期病患者數目

Table 11.1a Persons aged 10 and over with disabilities and those with chronic diseases who had specific needs by selected type of disability and whether used the Internet during the 12 months before enumeration

	在統計前12個月有否使用過互聯網 Whether used the Internet during the 12 months before enumeration					
	有 Yes		沒有 No		總計 Total	
選定的殘疾類別* Selected type of disability*	人數 No. of persons ('000)	百分比 %	人數 No. of persons ('000)	百分比 %	人數 No. of persons ('000)	百分比 %
身體活動能力受限制 Restriction in body movement	69.6 (49.9)	28.6 (36.0)	173.8 (88.8)	71.4 (64.0)	243.4 (138.7)	100.0 (100.0)
視覺有困難 Seeing difficulty	15.8 (9.9)	33.4 (54.6)	31.6 (8.2)	66.6 (45.4)	47.4 (18.1)	100.0 (100.0)
聽覺有困難 Hearing difficulty	15.8 (7.0)	33.1 (55.8)	31.9 (5.5)	66.9 (44.2)	47.7 (12.5)	100.0 (100.0)
溝通能力有困難 Communication difficulty	9.8 (1.2)	20.6 (37.8)	37.6 (2.0)	79.4 (62.2)	47.4 (3.3)	100.0 (100.0)
精神病／情緒病 Mental illness / mood disorder	161.5 (136.8)	63.6 (79.3)	92.6 (35.7)	36.4 (20.7)	254.1 (172.5)	100.0 (100.0)
自閉症譜系障礙 Autism Spectrum Disorder	14.2 (5.7)	91.4 (93.9)	1.3 (0.4)	8.6 (6.1)	15.6 (6.1)	100.0 (100.0)
特殊學習困難 Specific Learning Difficulties	22.1 (9.6)	84.9 (91.0)	3.9 (1.0)	15.1 (9.0)	26.0 (10.6)	100.0 (100.0)
注意力不足／過度活躍症 Attention Deficit / Hyperactivity Disorder	27.6 (12.5)	96.1 (100.0)	1.1 (‡)	3.9 (‡)	28.8 (12.5)	100.0 (100.0)
所有殘疾人士（智障人士除外）@ All persons with disabilities (excluding persons with intellectual disability)@	278.2 (232.6)	54.1 (62.2)	235.6 (141.6)	45.9 (37.8)	513.8 (374.2)	100.0 (100.0)
有特定需要的長期病患者 Persons with chronic diseases who had specific needs	310.4	47.8	339.5	52.2	649.9	100.0

註釋： * 一名人士可能有多於一種選定殘疾類別。因此他／她有否使用過互聯網（不論使用任何設備）不一定只受單一種殘疾類別影響。括號內的數字顯示只有單一種殘疾類別的人士的相應數字。

‡ 由於抽樣誤差甚大，數目少於250的估計（包括數值為零的數字）或基於這些估計而編製的相關統計數字（如百分比）不予公布。

@ 一名人士可能有多於一種選定殘疾類別。因此，殘疾人士的合計數目較有個別殘疾類別人士數目的總和為小。

Notes: * A person might have more than one selected type of disability and hence whether he/she used the Internet (regardless of the device used) might not be owing to single disability. Figures in brackets represent the corresponding figures in respect of persons with single disability.

‡ Estimates less than 250 (including zero figures) and related statistics derived based on such estimates (e.g. percentages) are not released due to very large sampling errors.

@ A person might have more than one selected type of disability and hence the overall number of persons with disabilities is smaller than the sum of the number of persons with individual types of disability.

表 11.1b 按使用互聯網的目的及選定的殘疾類別劃分的在統計前12個月有使用過互聯網的10歲及以上殘疾人士及有特定需要的長期病患者數目

Table 11.1b Persons aged 10 and over with disabilities and those with chronic diseases who had specific needs and had used the Internet during the 12 months before enumeration by purpose of using the Internet and selected type of disability

	選定的殘疾類別* Selected type of disability*					
	身體活動能力受限制 Restriction in body movement		視覺有困難 Seeing difficulty		聽覺有困難 Hearing difficulty	
使用互聯網的目的# Purpose of using the Internet#	人數 No. of persons ('000)	百分比 %	人數 No. of persons ('000)	百分比 %	人數 No. of persons ('000)	百分比 %
通訊 Communication	61.6 (45.2)	88.5 (90.6)	14.5 (9.3)	91.9 (94.5)	14.6 (6.5)	92.2 (93.6)
資訊查詢 Information searching	32.1 (24.4)	46.1 (48.9)	8.9 (6.4)	56.2 (65.2)	8.2 (4.2)	51.7 (59.8)
娛樂 Entertainment	31.8 (22.4)	45.7 (45.0)	6.4 (4.2)	40.1 (42.1)	7.4 (3.4)	46.6 (48.6)
網上購物／處理金融交易 Online shopping / financial transaction	3.4 (2.6)	4.8 (5.3)	1.3 (0.9)	7.9 (9.2)	0.9 (0.5)	5.5 (7.8)
學習／工作需要 Study/working	0.3 (‡)	0.4 (‡)	0.4 (0.3)	2.6 (2.7)	‡ (‡)	‡ (‡)
電子政府服務 Electronic Government services	‡ (‡)	‡ (‡)	‡ (‡)	‡ (‡)	‡ (‡)	‡ (‡)
健康管理 Health management	0.8 (0.5)	1.2 (1.0)	‡ (‡)	‡ (‡)	‡ (‡)	‡ (‡)
其他 Others	‡ (‡)	‡ (‡)	‡ (‡)	‡ (‡)	‡ (‡)	‡ (‡)
合計 Overall	69.6 (49.9)	100.0 (100.0)	15.8 (9.9)	100.0 (100.0)	15.8 (7.0)	100.0 (100.0)

註釋： * 一名人士可能有多於一種選定殘疾類別。因此他／她使用互聯網的目的不一定只受單一種殘疾類別影響。括號內的數字顯示只有單一種殘疾類別的人士的相應數字。

可選擇多項答案。

‡ 由於抽樣誤差甚大，數目少於250的估計（包括數值為零的數字）或基於這些估計而編製的相關統計數字（如百分比）不予公布。

Notes: * A person might have more than one selected type of disability and hence his/her purpose of using the Internet might not be owing to single disability. Figures in brackets represent the corresponding figures in respect of persons with single disability.

Multiple answers were allowed.

‡ Estimates less than 250 (including zero figures) and related statistics derived based on such estimates (e.g. percentages) are not released due to very large sampling errors.

（待續）
(To be cont'd)

表 11.1b（續） 按使用互聯網的目的及選定的殘疾類別劃分的在統計前12個月有使用過互聯網的10歲及以上殘疾人士及有特定需要的長期病患者數目

Table 11.1b (Cont'd) Persons aged 10 and over with disabilities and those with chronic diseases who had specific needs and had used the Internet during the 12 months before enumeration by purpose of using the Internet and selected type of disability

	選定的殘疾類別*（續） Selected type of disability* (Cont'd)					
	溝通能力有困難 Communication difficulty		精神病／情緒病 Mental illness / mood disorder		自閉症譜系障礙 Autism Spectrum Disorder	
使用互聯網的目的# Purpose of using the Internet#	人數 No. of persons ('000)	百分比 %	人數 No. of persons ('000)	百分比 %	人數 No. of persons ('000)	百分比 %
通訊 Communication	7.0 (0.7)	71.4 (58.8)	150.7 (130.3)	93.3 (95.3)	10.7 (4.4)	75.4 (77.2)
資訊查詢 Information searching	3.8 (0.4)	39.1 (30.8)	101.6 (90.0)	62.9 (65.8)	6.3 (2.4)	44.4 (41.8)
娛樂 Entertainment	5.7 (0.7)	58.2 (58.0)	89.5 (74.2)	55.4 (54.3)	12.2 (5.3)	85.9 (92.4)
網上購物／處理金融交易 Online shopping / financial transaction	0.4 (‡)	3.9 (‡)	22.0 (20.7)	13.6 (15.1)	0.4 (‡)	2.5 (‡)
學習／工作需要 Study/working	0.4 (‡)	3.7 (‡)	4.2 (2.4)	2.6 (1.8)	2.6 (1.0)	18.0 (17.7)
電子政府服務 Electronic Government services	‡ (‡)	‡ (‡)	2.1 (1.9)	1.3 (1.4)	‡ (‡)	‡ (‡)
健康管理 Health management	‡ (‡)	‡ (‡)	1.0 (0.8)	0.6 (0.6)	‡ (‡)	‡ (‡)
其他 Others	‡ (‡)	‡ (‡)	‡ (‡)	‡ (‡)	‡ (‡)	‡ (‡)
合計 Overall	9.8 (1.2)	100.0 (100.0)	161.5 (136.8)	100.0 (100.0)	14.2 (5.7)	100.0 (100.0)

註釋： * 一名人士可能有多於一種選定殘疾類別。因此他／她使用互聯網的目的不一定只受單一種殘疾類別影響。括號內的數字顯示只有單一種殘疾類別的人士的相應數字。

可選擇多項答案。

‡ 由於抽樣誤差甚大，數目少於250的估計（包括數值為零的數字）或基於這些估計而編製的相關統計數字（如百分比）不予公布。

Notes: * A person might have more than one selected type of disability and hence his/her purpose of using the Internet might not be owing to single disability. Figures in brackets represent the corresponding figures in respect of persons with single disability.

Multiple answers were allowed.

‡ Estimates less than 250 (including zero figures) and related statistics derived based on such estimates (e.g. percentages) are not released due to very large sampling errors.

（待續）
(To be cont'd)

表 11.1b（續） 按使用互聯網的目的及選定的殘疾類別劃分的在統計前12個月有使用過互聯網的10歲及以上殘疾人士及有特定需要的長期病患者數目

Table 11.1b (Cont'd) Persons aged 10 and over with disabilities and those with chronic diseases who had specific needs and had used the Internet during the 12 months before enumeration by purpose of using the Internet and selected type of disability

	選定的殘疾類別*（續） Selected type of disability* (Cont'd)			
	特殊學習困難 Specific Learning Difficulties		注意力不足／過度活躍症 Attention Deficit / Hyperactivity Disorder	
使用互聯網的目的# Purpose of using the Internet#	人數 No. of persons ('000)	百分比 %	人數 No. of persons ('000)	百分比 %
通訊 Communication	18.9 (8.5)	85.7 (88.5)	24.4 (11.3)	88.2 (90.3)
資訊查詢 Information searching	12.7 (5.6)	57.3 (58.5)	16.0 (6.9)	57.9 (55.4)
娛樂 Entertainment	18.3 (8.0)	83.0 (83.5)	22.5 (10.0)	81.5 (80.3)
網上購物／處理金融交易 Online shopping / financial transaction	1.3 (0.9)	6.1 (9.0)	1.4 (0.7)	5.2 (5.9)
學習／工作需要 Study/working	2.1 (0.9)	9.5 (9.7)	4.7 (2.0)	17.0 (16.4)
電子政府服務 Electronic Government services	‡ (‡)	‡ (‡)	‡ (‡)	‡ (‡)
健康管理 Health management	‡ (‡)	‡ (‡)	‡ (‡)	‡ (‡)
其他 Others	‡ (‡)	‡ (‡)	‡ (‡)	‡ (‡)
合計 Overall	22.1 (9.6)	100.0 (100.0)	27.6 (12.5)	100.0 (100.0)

註釋： * 一名人士可能有多於一種選定殘疾類別。因此他／她使用互聯網的目的不一定只受單一種殘疾類別影響。括號內的數字顯示只有單一種殘疾類別的人士的相應數字。

可選擇多項答案。

‡ 由於抽樣誤差甚大，數目少於250的估計（包括數值為零的數字）或基於這些估計而編製的相關統計數字（如百分比）不予公布。

Notes: * A person might have more than one selected type of disability and hence his/her purpose of using the Internet might not be owing to single disability. Figures in brackets represent the corresponding figures in respect of persons with single disability.

Multiple answers were allowed.

‡ Estimates less than 250 (including zero figures) and related statistics derived based on such estimates (e.g. percentages) are not released due to very large sampling errors.

（待續）
(To be cont'd)

表 11.1b（續） 按使用互聯網的目的及選定的殘疾類別劃分的在統計前12個月有使用過互聯網的10歲及以上殘疾人士及有特定需要的長期病患者數目

Table 11.1b (Cont'd) Persons aged 10 and over with disabilities and those with chronic diseases who had specific needs and had used the Internet during the 12 months before enumeration by purpose of using the Internet and selected type of disability

使用互聯網的目的[#] Purpose of using the Internet[#]	所有殘疾人士（智障人士除外）[@] All persons with disabilities (excluding persons with intellectual disability)[@]		有特定需要的長期病患者 Persons with chronic diseases who had specific needs	
	人數 No. of persons ('000)	百分比 %	人數 No. of persons ('000)	百分比 %
通訊 Communication	254.7 (216.3)	91.5 (93.0)	274.0	88.3
資訊查詢 Information searching	162.4 (140.3)	58.4 (60.3)	194.8	62.8
娛樂 Entertainment	157.1 (128.2)	56.5 (55.1)	135.9	43.8
網上購物／處理金融交易 Online shopping / financial transaction	28.6 (26.6)	10.3 (11.4)	26.7	8.6
學習／工作需要 Study/working	10.3 (6.9)	3.7 (3.0)	2.2	0.7
電子政府服務 Electronic Government services	2.6 (2.4)	0.9 (1.0)	21.2	6.8
健康管理 Health management	2.0 (1.6)	0.7 (0.7)	5.6	1.8
其他 Others	‡ (‡)	‡ (‡)	†	†
合計 Overall	278.2 (232.6)	100.0 (100.0)	310.4	100.0

註釋： @ 一名人士可能有多於一種選定殘疾類別。因此，殘疾人士的合計數目較有個別殘疾類別人士數目的總和為小。

可選擇多項答案。

‡/† 由於抽樣誤差甚大，數目少於250/1 500的估計（包括數值為零的數字）或基於這些估計而編製的相關統計數字（如百分比）不予公布。

一名人士可能有多於一種選定殘疾類別。因此他／她使用互聯網的目的不一定只受單一種殘疾類別影響。括號內的數字顯示只有單一種殘疾類別的人士的相應數字。

Notes: @ A person might have more than one selected type of disability and hence the overall number of persons with disabilities is smaller than the sum of the number of persons with individual types of disability.

Multiple answers were allowed.

‡/† Estimates less than 250/1 500 (including zero figures) and related statistics derived based on such estimates (e.g. percentages) are not released due to very large sampling errors.

A person might have more than one selected type of disability and hence his/her purpose of using the Internet might not be owing to single disability. Figures in brackets represent the corresponding figures in respect of persons with single disability.

表 11.1c 按沒有使用互聯網的原因及選定的殘疾類別劃分的在統計前12個月沒有使用互聯網的10歲及以上殘疾人士及有特定需要的長期病患者數目

Table 11.1c Persons aged 10 and over with disabilities and those with chronic diseases who had specific needs and had not used the Internet during the 12 months before enumeration by reason for not using the Internet and selected type of disability

	選定的殘疾類別* Selected type of disability*					
	身體活動能力受限制 Restriction in body movement		視覺有困難 Seeing difficulty		聽覺有困難 Hearing difficulty	
沒有使用互聯網的原因# Reason for not using the Internet#	人數 No. of persons ('000)	百分比 %	人數 No. of persons ('000)	百分比 %	人數 No. of persons ('000)	百分比 %
不懂得使用資訊科技設備^ Did not know how to use IT device^	154.5 (78.3)	88.9 (88.2)	27.2 (7.1)	86.1 (85.8)	28.7 (4.8)	90.0 (87.3)
沒有需要上網 No need	37.8 (20.6)	21.7 (23.2)	6.4 (1.3)	20.1 (15.9)	7.6 (1.5)	23.9 (26.5)
家中沒有資訊科技設備^ Did not have IT device^ at home	25.9 (14.0)	14.9 (15.7)	5.2 (1.7)	16.5 (20.3)	5.0 (0.6)	15.5 (11.5)
瀏覽及使用網上資訊及服務時遇到困難 Encountered barriers when accessing online information and services	4.7 (1.4)	2.7 (1.6)	1.8 (0.4)	5.6 (5.5)	1.0 (‡)	3.1 (‡)
沒有合適的輔助工具 Did not have suitable assistive tool	1.5 (‡)	0.9 (‡)	1.2 (0.4)	3.9 (4.9)	0.3 (‡)	0.9 (‡)
費用太昂貴 Cost too high	0.5 (0.4)	0.3 (0.5)	‡ (‡)	‡ (‡)	‡ (‡)	‡ (‡)
其他 Others	0.3 (‡)	0.2 (‡)	‡ (‡)	‡ (‡)	‡ (‡)	‡ (‡)
合計 Overall	173.8 (88.8)	100.0 (100.0)	31.6 (8.2)	100.0 (100.0)	31.9 (5.5)	100.0 (100.0)

註釋： * 一名人士可能有多於一種選定殘疾類別。因此他／她沒有使用互聯網的原因不一定只受單一種殘疾類別影響。括號內的數字顯示只有單一種殘疾類別的人士的相應數字。

可選擇多項答案。

^ 資訊科技設備包括桌面電腦、手提電腦、平板電腦及智能手機。

‡ 由於抽樣誤差甚大，數目少於250的估計（包括數值為零的數字）或基於這些估計而編製的相關統計數字（如百分比）不予公布。

Notes: * A person might have more than one selected type of disability and hence his/her reason for not using the Internet might not be owing to single disability. Figures in brackets represent the corresponding figures in respect of persons with single disability.

Multiple answers were allowed.

^ IT device includes desktop, laptop, tablet and smartphone.

‡ Estimates less than 250 (including zero figures) and related statistics derived based on such estimates (e.g. percentages) are not released due to very large sampling errors.

（待續）
(To be cont'd)

表 11.1c（續） 按沒有使用互聯網的原因及選定的殘疾類別劃分的在統計前12個月沒有使用互聯網的10歲及以上殘疾人士及有特定需要的長期病患者數目

Table 11.1c (Cont'd) Persons aged 10 and over with disabilities and those with chronic diseases who had specific needs and had not used the Internet during the 12 months before enumeration by reason for not using the Internet and selected type of disability

	選定的殘疾類別*（續） Selected type of disability* (Cont'd)					
	溝通能力有困難 Communication difficulty		精神病／情緒病 Mental illness / mood disorder		自閉症譜系障礙 Autism Spectrum Disorder	
沒有使用互聯網的原因# Reason for not using the Internet#	人數 No. of persons ('000)	百分比 %	人數 No. of persons ('000)	百分比 %	人數 No. of persons ('000)	百分比 %
不懂得使用資訊科技設備^ Did not know how to use IT device^	34.5 (1.7)	91.6 (83.4)	82.0 (29.8)	88.6 (83.5)	1.1 (0.3)	83.3 (68.1)
沒有需要上網 No need	7.3 (0.4)	19.5 (20.6)	18.8 (9.0)	20.3 (25.2)	0.3 (‡)	25.7 (‡)
家中沒有資訊科技設備^ Did not have IT device^ at home	5.3 (‡)	14.0 (‡)	13.7 (6.6)	14.8 (18.6)	‡ (‡)	‡ (‡)
瀏覽及使用網上資訊及服務時遇到困難 Encountered barriers when accessing online information and services	1.9 (‡)	5.0 (‡)	1.8 (0.5)	2.0 (1.5)	‡ (‡)	‡ (‡)
沒有合適的輔助工具 Did not have suitable assistive tool	0.8 (‡)	2.0 (‡)	0.6 (‡)	0.6 (‡)	‡ (‡)	‡ (‡)
費用太昂貴 Cost too high	‡ (‡)	‡ (‡)	0.5 (0.5)	0.6 (1.4)	‡ (‡)	‡ (‡)
其他 Others	‡ (‡)	‡ (‡)	0.5 (0.4)	0.6 (1.2)	‡ (‡)	‡ (‡)
合計 Overall	37.6 (2.0)	100.0 (100.0)	92.6 (35.7)	100.0 (100.0)	1.3 (0.4)	100.0 (100.0)

註釋： * 一名人士可能有多於一種選定殘疾類別。因此他／她沒有使用互聯網的原因不一定只受單一種殘疾類別影響。括號內的數字顯示只有單一種殘疾類別的人士的相應數字。

可選擇多項答案。

^ 資訊科技設備包括桌面電腦、手提電腦、平板電腦及智能手機。

‡ 由於抽樣誤差甚大，數目少於250的估計（包括數值為零的數字）或基於這些估計而編製的相關統計數字（如百分比）不予公布。

Notes: * A person might have more than one selected type of disability and hence his/her reason for not using the Internet might not be owing to single disability. Figures in brackets represent the corresponding figures in respect of persons with single disability.

Multiple answers were allowed.

^ IT device includes desktop, laptop, tablet and smartphone.

‡ Estimates less than 250 (including zero figures) and related statistics derived based on such estimates (e.g. percentages) are not released due to very large sampling errors.

（待續）
(To be cont'd)

表 11.1c（續） 按沒有使用互聯網的原因及選定的殘疾類別劃分的在統計前12個月沒有使用互聯網的10歲及以上殘疾人士及有特定需要的長期病患者數目

Table 11.1c (Cont'd) Persons aged 10 and over with disabilities and those with chronic diseases who had specific needs and had not used the Internet during the 12 months before enumeration by reason for not using the Internet and selected type of disability

	選定的殘疾類別*（續） Selected type of disability* (Cont'd)			
	特殊學習困難 Specific Learning Difficulties		注意力不足／過度活躍症 Attention Deficit / Hyperactivity Disorder	
沒有使用互聯網的原因# Reason for not using the Internet#	人數 No. of persons ('000)	百分比 %	人數 No. of persons ('000)	百分比 %
不懂得使用資訊科技設備^ Did not know how to use IT device^	3.2 (0.8)	81.2 (82.6)	0.9 (‡)	76.0 (‡)
沒有需要上網 No need	0.7 (0.3)	19.0 (29.8)	0.3 (‡)	22.9 (‡)
家中沒有資訊科技設備^ Did not have IT device^ at home	‡ (‡)	‡ (‡)	‡ (‡)	‡ (‡)
瀏覽及使用網上資訊及服務時遇到困難 Encountered barriers when accessing online information and services	‡ (‡)	‡ (‡)	‡ (‡)	‡ (‡)
沒有合適的輔助工具 Did not have suitable assistive tool	‡ (‡)	‡ (‡)	‡ (‡)	‡ (‡)
費用太昂貴 Cost too high	‡ (‡)	‡ (‡)	‡ (‡)	‡ (‡)
其他 Others	‡ (‡)	‡ (‡)	‡ (‡)	‡ (‡)
合計 Overall	3.9 (1.0)	100.0 (100.0)	1.1 (‡)	100.0 (‡)

註釋： * 一名人士可能有多於一種選定殘疾類別。因此他／她沒有使用互聯網的原因不一定只受單一種殘疾類別影響。括號內的數字顯示只有單一種殘疾類別的人士的相應數字。

可選擇多項答案。

^ 資訊科技設備包括桌面電腦、手提電腦、平板電腦及智能手機。

‡ 由於抽樣誤差甚大，數目少於250的估計（包括數值為零的數字）或基於這些估計而編製的相關統計數字（如百分比）不予公布。

Notes: * A person might have more than one selected type of disability and hence his/her reason for not using the Internet might not be owing to single disability. Figures in brackets represent the corresponding figures in respect of persons with single disability.

Multiple answers were allowed.

^ IT device includes desktop, laptop, tablet and smartphone.

‡ Estimates less than 250 (including zero figures) and related statistics derived based on such estimates (e.g. percentages) are not released due to very large sampling errors.

（待續）
(To be cont'd)

表 11.1c（續） 按沒有使用互聯網的原因及選定的殘疾類別劃分的在統計前12個月沒有使用互聯網的10歲及以上殘疾人士及有特定需要的長期病患者數目

Table 11.1c (Cont'd) Persons aged 10 and over with disabilities and those with chronic diseases who had specific needs and had not used the Internet during the 12 months before enumeration by reason for not using the Internet and selected type of disability

沒有使用互聯網的原因[#] Reason for not using the Internet[#]	所有殘疾人士（智障人士除外）[@] All persons with disabilities (excluding persons with intellectual disability)[@] 人數 No. of persons ('000)	百分比 %	有特定需要的長期病患者 Persons with chronic diseases who had specific needs 人數 No. of persons ('000)	百分比 %
不懂得使用資訊科技設備[^] Did not know how to use IT device[^]	206.9 (122.7)	87.8 (86.7)	276.6	81.5
沒有需要上網 No need	52.3 (33.2)	22.2 (23.4)	130.9	38.6
家中沒有資訊科技設備[^] Did not have IT device[^] at home	36.5 (23.1)	15.5 (16.3)	61.4	18.1
瀏覽及使用網上資訊及服務時遇到困難 Encountered barriers when accessing online information and services	6.0 (2.5)	2.6 (1.8)	17.2	5.1
沒有合適的輔助工具 Did not have suitable assistive tool	2.1 (0.7)	0.9 (0.5)	‡	‡
費用太昂貴 Cost too high	1.2 (1.1)	0.5 (0.8)	5.8	1.7
其他 Others	0.7 (0.5)	0.3 (0.4)	2.0	0.6
合計 Overall	235.6 (141.6)	100.0 (100.0)	339.5	100.0

註釋：
@ 一名人士可能有多於一種選定殘疾類別。因此，殘疾人士的合計數目較有個別殘疾類別人士數目的總和為小。
# 可選擇多項答案。
^ 資訊科技設備包括桌面電腦、手提電腦、平板電腦及智能手機。
‡ 由於抽樣誤差甚大，數目少於1 500的估計（包括數值為零的數字）或基於這些估計而編製的相關統計數字（如百分比）不予公布。
一名人士可能有多於一種選定殘疾類別。因此他／她沒有使用互聯網的原因不一定只受單一種殘疾類別影響。括號內的數字顯示只有單一種殘疾類別的人士的相應數字。

Notes:
@ A person might have more than one selected type of disability and hence the overall number of persons with disabilities is smaller than the sum of the number of persons with individual types of disability.
# Multiple answers were allowed.
^ IT device includes desktop, laptop, tablet and smartphone.
‡ Estimates less than 1 500 (including zero figures) and related statistics derived based on such estimates (e.g. percentages) are not released due to very large sampling errors.
A person might have more than one selected type of disability and hence his/her reason for not using the Internet might not be owing to single disability. Figures in brackets represent the corresponding figures in respect of persons with single disability.

表 11.2a 按選定的殘疾類別及家中是否擁有／使用資訊科技設備^劃分的10歲及以上殘疾人士及有特定需要的長期病患者數目

Table 11.2a Persons aged 10 and over with disabilities and those with chronic diseases who had specific needs by selected type of disability and whether had/used IT device^ at home

	家中是否擁有／使用資訊科技設備^ Whether had/used IT device^ at home							
	有，而且可以使用 Yes, and could use		有，但不可以／不懂得／不需要使用 Yes, but could not / did not know how to / no need to use		沒有 No		總計 Total	
選定的殘疾類別* Selected type of disability*	人數 No. of persons ('000)	百分比 %	人數 No. of persons ('000)	百分比 %	人數 No. of persons ('000)	百分比 %	人數 No. of persons ('000)	百分比 %
身體活動能力受限制 Restriction in body movement	74.6 (53.2)	30.7 (38.4)	115.5 (57.5)	47.5 (41.5)	53.2 (28.0)	21.9 (20.2)	243.4 (138.7)	100.0 (100.0)
視覺有困難 Seeing difficulty	17.3 (10.7)	36.5 (59.1)	18.1 (4.2)	38.2 (23.1)	12.0 (3.2)	25.3 (17.8)	47.4 (18.1)	100.0 (100.0)
聽覺有困難 Hearing difficulty	16.8 (7.2)	35.3 (57.7)	20.5 (3.2)	43.0 (25.6)	10.4 (2.1)	21.7 (16.7)	47.7 (12.5)	100.0 (100.0)
溝通能力有困難 Communication difficulty	10.3 (1.4)	21.7 (42.4)	27.6 (1.5)	58.2 (44.6)	9.6 (0.4)	20.1 (13.0)	47.4 (3.3)	100.0 (100.0)
精神病／情緒病 Mental illness / mood disorder	164.7 (139.1)	64.8 (80.6)	63.0 (21.9)	24.8 (12.7)	26.5 (11.5)	10.4 (6.6)	254.1 (172.5)	100.0 (100.0)
自閉症譜系障礙 Autism Spectrum Disorder	14.4 (5.8)	92.2 (95.9)	1.1 (0.3)	7.4 (4.1)	‡ (‡)	‡ (‡)	15.6 (6.1)	100.0 (100.0)
特殊學習困難 Specific Learning Difficulties	22.1 (9.6)	85.0 (91.0)	3.3 (0.6)	12.6 (5.6)	0.6 (0.4)	2.3 (3.4)	26.0 (10.6)	100.0 (100.0)
注意力不足／過度活躍症 Attention Deficit / Hyperactivity Disorder	27.7 (12.5)	96.3 (100.0)	0.9 (‡)	3.3 (‡)	‡ (‡)	‡ (‡)	28.8 (12.5)	100.0 (100.0)
所有殘疾人士（智障人士除外）@ All persons with disabilities (excluding persons with intellectual disability)@	287.2 (239.5)	55.9 (64.0)	153.4 (89.1)	29.9 (23.8)	73.2 (45.5)	14.3 (12.2)	513.8 (374.2)	100.0 (100.0)
有特定需要的長期病患者 Persons with chronic diseases who had specific needs	345.8	53.2	152.7	23.5	151.4	23.3	649.9	100.0

註釋： ^ 資訊科技設備包括桌面電腦、手提電腦、平板電腦及智能手機。
* 一名人士可能有多於一種選定殘疾類別。因此他／她家中是否擁有／使用資訊科技設備不一定只受單一種殘疾類別影響。括號內的數字顯示只有單一種殘疾類別的人士的相應數字。
‡ 由於抽樣誤差甚大，數目少於250的估計（包括數值為零的數字）或基於這些估計而編製的相關統計數字（如百分比）不予公布。
@ 一名人士可能有多於一種選定殘疾類別。因此，殘疾人士的合計數目較有個別殘疾類別人士數目的總和為小。

Notes: ^ IT device includes desktop, laptop, tablet and smartphone.
* A person might have more than one selected type of disability and hence whether he/she had/used IT device at home might not be owing to single disability. Figures in brackets represent the corresponding figures in respect of persons with single disability.
‡ Estimates less than 250 (including zero figures) and related statistics derived based on such estimates (e.g. percentages) are not released due to very large sampling errors.
@ A person might have more than one selected type of disability and hence the overall number of persons with disabilities is smaller than the sum of the number of persons with individual types of disability.

表 11.2b 按選定的殘疾類別及是否擁有／使用智能手機劃分的10歲及以上殘疾人士及有特定需要的長期病患者數目

Table 11.2b Persons aged 10 and over with disabilities and those with chronic diseases who had specific needs by selected type of disability and whether had/used smartphone

	是否擁有／使用智能手機 Whether had/used smartphone							
	有，而且可以使用 Yes, and could use		有，但不可以／不懂得／不需要使用 Yes, but could not / did not know how to / no need to use		沒有 No		總計 Total	
選定的殘疾類別* Selected type of disability*	人數 No. of persons ('000)	百分比 %	人數 No. of persons ('000)	百分比 %	人數 No. of persons ('000)	百分比 %	人數 No. of persons ('000)	百分比 %
身體活動能力受限制 Restriction in body movement	70.5 (51.2)	29.0 (36.9)	76.9 (41.7)	31.6 (30.0)	96.0 (45.8)	39.4 (33.0)	243.4 (138.7)	100.0 (100.0)
視覺有困難 Seeing difficulty	16.4 (10.2)	34.6 (56.2)	13.4 (3.5)	28.3 (19.3)	17.6 (4.4)	37.1 (24.5)	47.4 (18.1)	100.0 (100.0)
聽覺有困難 Hearing difficulty	16.3 (7.2)	34.2 (57.7)	13.8 (2.5)	28.9 (19.9)	17.6 (2.8)	36.9 (22.4)	47.7 (12.5)	100.0 (100.0)
溝通能力有困難 Communication difficulty	8.7 (0.8)	18.3 (25.7)	14.6 (0.9)	30.8 (28.0)	24.1 (1.5)	50.9 (46.3)	47.4 (3.3)	100.0 (100.0)
精神病／情緒病 Mental illness / mood disorder	159.9 (136.3)	62.9 (79.0)	40.1 (17.4)	15.8 (10.1)	54.1 (18.8)	21.3 (10.9)	254.1 (172.5)	100.0 (100.0)
自閉症譜系障礙 Autism Spectrum Disorder	13.4 (5.7)	86.3 (93.2)	1.0 (0.3)	6.3 (5.3)	1.1 (‡)	7.3 (‡)	15.6 (6.1)	100.0 (100.0)
特殊學習困難 Specific Learning Difficulties	21.1 (9.3)	81.2 (88.0)	2.6 (0.6)	10.0 (6.0)	2.3 (0.6)	8.8 (6.0)	26.0 (10.6)	100.0 (100.0)
注意力不足／過度活躍症 Attention Deficit / Hyperactivity Disorder	26.9 (12.3)	93.4 (99.0)	1.0 (‡)	3.5 (‡)	0.9 (‡)	3.0 (‡)	28.8 (12.5)	100.0 (100.0)
所有殘疾人士（智障人士除外）@ All persons with disabilities (excluding persons with intellectual disability)@	277.2 (233.0)	54.0 (62.3)	105.9 (67.0)	20.6 (17.9)	130.7 (74.2)	25.4 (19.8)	513.8 (374.2)	100.0 (100.0)
有特定需要的長期病患者 Persons with chronic diseases who had specific needs	325.2	50.0	93.4	14.4	231.3	35.6	649.9	100.0

註釋： * 一名人士可能有多於一種選定殘疾類別。因此他／她是否擁有／使用智能手機不一定只受單一種殘疾類別影響。括號內的數字顯示只有單一種殘疾類別的人士的相應數字。

‡ 由於抽樣誤差甚大，數目少於250的估計（包括數值為零的數字）或基於這些估計而編製的相關統計數字（如百分比）不予公布。

@ 一名人士可能有多於一種選定殘疾類別。因此，殘疾人士的合計數目較有個別殘疾類別人士數目的總和為小。

Notes: * A person might have more than one selected type of disability and hence whether he/she had/used smartphone might not be owing to single disability. Figures in brackets represent the corresponding figures in respect of persons with single disability.

‡ Estimates less than 250 (including zero figures) and related statistics derived based on such estimates (e.g. percentages) are not released due to very large sampling errors.

@ A person might have more than one selected type of disability and hence the overall number of persons with disabilities is smaller than the sum of the number of persons with individual types of disability.

表 11.2c 按選定的殘疾類別及家中是否擁有／使用個人電腦^劃分的10歲及以上殘疾人士及有特定需要的長期病患者數目

Table 11.2c Persons aged 10 and over with disabilities and those with chronic diseases who had specific needs by selected type of disability and whether had/used personal computer (PC)^ at home

	家中是否擁有／使用個人電腦^ Whether had/used PC^ at home							
	有，而且可以使用 Yes, and could use		有，但不可以／不懂得／不需要使用 Yes, but could not / did not know how to / no need to use		沒有 No		總計 Total	
選定的殘疾類別* Selected type of disability*	人數 No. of persons ('000)	百分比 %	人數 No. of persons ('000)	百分比 %	人數 No. of persons ('000)	百分比 %	人數 No. of persons ('000)	百分比 %
身體活動能力受限制 Restriction in body movement	32.4 (23.5)	13.3 (17.0)	100.3 (49.8)	41.2 (35.9)	110.8 (65.4)	45.5 (47.2)	243.4 (138.7)	100.0 (100.0)
視覺有困難 Seeing difficulty	10.0 (6.7)	21.1 (37.1)	15.9 (4.8)	33.6 (26.3)	21.5 (6.6)	45.3 (36.6)	47.4 (18.1)	100.0 (100.0)
聽覺有困難 Hearing difficulty	8.1 (3.7)	16.9 (29.9)	18.7 (3.6)	39.1 (28.6)	21.0 (5.2)	44.0 (41.4)	47.7 (12.5)	100.0 (100.0)
溝通能力有困難 Communication difficulty	5.1 (0.8)	10.9 (23.8)	25.2 (1.4)	53.2 (41.7)	17.0 (1.1)	35.9 (34.6)	47.4 (3.3)	100.0 (100.0)
精神病／情緒病 Mental illness / mood disorder	107.2 (91.9)	42.2 (53.3)	67.7 (30.4)	26.6 (17.6)	79.2 (50.2)	31.2 (29.1)	254.1 (172.5)	100.0 (100.0)
自閉症譜系障礙 Autism Spectrum Disorder	12.5 (5.3)	80.0 (86.7)	1.3 (‡)	8.1 (‡)	1.8 (0.6)	11.9 (10.6)	15.6 (6.1)	100.0 (100.0)
特殊學習困難 Specific Learning Difficulties	19.1 (8.3)	73.5 (78.4)	3.4 (0.8)	13.2 (7.9)	3.5 (1.4)	13.3 (13.7)	26.0 (10.6)	100.0 (100.0)
注意力不足／過度活躍症 Attention Deficit / Hyperactivity Disorder	25.1 (11.6)	87.1 (92.9)	1.0 (‡)	3.6 (‡)	2.7 (0.8)	9.2 (6.6)	28.8 (12.5)	100.0 (100.0)
所有殘疾人士（智障人士除外）@ All persons with disabilities (excluding persons with intellectual disability)@	181.4 (151.8)	35.3 (40.6)	148.4 (91.0)	28.9 (24.3)	184.0 (131.4)	35.8 (35.1)	513.8 (374.2)	100.0 (100.0)
有特定需要的長期病患者 Persons with chronic diseases who had specific needs	164.0	25.2	169.3	26.0	316.7	48.7	649.9	100.0

註釋： ^ 個人電腦包括桌面電腦、手提電腦及平板電腦。
* 一名人士可能有多於一種選定殘疾類別。因此他／她家中是否擁有／使用個人電腦不一定只受單一種殘疾類別影響。括號內的數字顯示只有單一種殘疾類別的人士的相應數字。
‡ 由於抽樣誤差甚大，數目少於250的估計（包括數值為零的數字）或基於這些估計而編製的相關統計數字（如百分比）不予公布。
@ 一名人士可能有多於一種選定殘疾類別。因此，殘疾人士的合計數目較有個別殘疾類別人士數目的總和為小。

Notes: ^ PC includes desktop, laptop and tablet.
* A person might have more than one selected type of disability and hence whether he/she had/used PC at home might not be owing to single disability. Figures in brackets represent the corresponding figures in respect of persons with single disability.
‡ Estimates less than 250 (including zero figures) and related statistics derived based on such estimates (e.g. percentages) are not released due to very large sampling errors.
@ A person might have more than one selected type of disability and hence the overall number of persons with disabilities is smaller than the sum of the number of persons with individual types of disability.

12 有關按主要功能範疇及延伸功能範疇分析的概念及統計調查結果
Concepts and survey results analysed by core functioning domains and extended functioning domains

12.1 華盛頓小組建議的「**主要功能範疇**」中，除了在本報告書第 3、5 及 6 章提及的身體活動、視覺、聽覺及溝通能力，亦包括認知及自理能力。至於「**延伸功能範疇**」，是項統計調查新增了「**情感**」基本活動功能範疇，以探討使用相關問題在未來統計調查定義智力及心理功能方面殘疾人士的可行性。本章展列按主要功能範疇及延伸功能範疇分析的詳細結果。

12.1 According to the **"core functioning domain"** recommended by the Washington Group, cognition and self-care are also included in addition to body movement, seeing, hearing and communication as mentioned in Chapters 3, 5 and 6 of this report. As for the **"extended functioning domains"**, this survey added the **"affect"** basic activity functioning domain to explore the feasibility of using the related questions to define persons with intellectual and psychosocial disabilities through the survey in the future. This Chapter presents the detailed survey results analysed by core functioning domains and extended functioning domains.

涵蓋範圍及定義

12.2 是次統計調查搜集「**主要功能範疇**」的困難程度，包括：

(a) 視覺能力；

(b) 聽覺能力；

(c) 平地步行／上落樓梯；

(d) 認知能力；

(e) 自理能力；及

(f) 溝通能力。

另外，參考華盛頓小組的「延伸問題集」及其他國家的問卷設計，是次統計調查同時搜集「**延伸功能範疇**」，包括上述六個主要功能範疇及以下四個額外功能範疇：

(g) 用手和手指拿起小物件／提起重物件；

(h) 學習；

(i) 情感（焦慮）；及

(j) 情感（抑鬱）。

12.3 除情感（焦慮、抑鬱）外，每個範疇均分為四個困難程度，情感（焦慮、抑鬱）則分為在統計前 1 個月感到焦慮／抑鬱的頻率，以及

Coverage and definition

12.2 This round of the survey collected the level of difficulty in "**core functioning domains**", including:

(a) seeing;

(b) hearing;

(c) walking on level ground / walking up or down a flight of stairs;

(d) cognition;

(e) self-care; and

(f) communication.

In addition, with reference to the Washington Group Extended Set and the questionnaire design of other countries, "**extended functioning domains**" had also been collected in this round of the survey, which includes the above six core functioning domains and four extra functioning domains below:

(g) using hands and fingers to grasp small object / carrying heavy object;

(h) learning;

(i) affect (anxiety); and

(j) affect (depression).

12.3 Each domain had four levels of difficulty except affect (anxiety and depression). The affect (anxiety and depression) domain had the frequency

那些在統計前 1 個月感到焦慮／抑鬱的人士上一次感到焦慮／抑鬱的程度。

of feeling anxious/depressed during the 1 month before enumeration, and the level of feeling anxious/depressed last time for those persons feeling anxious/depressed during the 1 month before enumeration.

12.4 上述列於 12.2 段(a) - (c)、(f)以及(g)項的涵蓋範圍及定義可參照本報告書第 3 章，而有關統計數字已列載在第 5 及 6 章。其餘列於 12.2 段的選定的基本活動功能範疇的詳細定義分列如下：

12.4 For the coverage and definition of items (a) - (c), (f) and (g) listed in paragraph 12.2, please refer to Chapter 3, while the corresponding statistics are presented in Chapters 5 and 6. For the remaining selected basic activity functioning domains listed in paragraph 12.2, the detailed operational definitions are set out below:

(A) 認知能力

12.5 **認知能力**搜集受訪者記憶或集中精神的長期困難程度。這包括任何被受訪者或其家人視為問題的記憶或集中精神上的困難，而因工作壓力或藥物影響等普遍日常情況所導致的困難除外。

(A) Cognition

12.5 **Cognition** measured persons' level of long-term difficulty in remembering or concentrating. Any difficulty with remembering or concentrating that they or family members consider a problem should be captured, except those difficulty because of common everyday situations such as high workload or stress, or as a result of substance abuse.

(B) 自理能力

12.6 **自理能力**搜集受訪者在穿衣、洗澡、如廁、進食及身體轉移不需要用任何輔助工具或別人幫助下的長期困難程度。

(B) Self-care

12.6 **Self-care** measured persons' level of long-term difficulty in dressing, bathing, toileting, feeding and body transferring without assistance of any device or help from others.

(C) 學習

12.7 **學習**搜集受訪者學習的長期困難程度。

(C) Learning

12.7 **Learning** measured persons' level of long-term difficulty in learning.

(D) 情感（焦慮、抑鬱）

12.8 **情感**搜集受訪者在統計前 1 個月感到焦慮／抑鬱的頻率，及上一次感到焦慮／抑鬱的程度。

(D) Affect (anxiety and depression)

12.8 **Affect** measured persons' frequency of feeling anxious/depressed during the 1 month before enumeration, and level of feeling anxious/depressed last time.

有關選定的基本活動功能範疇的統計調查結果

12.9 與第 5 及 6 章包括了列於 12.2 段(a) - (c)、(f)以及(g)項的選定殘疾類別比較，「**主要功能範疇**」包括了上述(A) 認知能力及(B) 自理能力的

Survey results pertaining to selected basic activity functioning domains

12.9 Compared with the selected types of disability discussed in Chapters 5 and 6 including items (a) - (c), (f) and (g) listed in paragraph 12.2, the **"core functioning domains"** include the extra

額外功能範疇，而「**延伸功能範疇**」則包括了上述(A) 認知能力、(B) 自理能力、(C) 學習及(D) 情感（焦慮、抑鬱）的額外功能範疇。以下將展示其個別項目的詳細統計數字。另外，亦會展示將「**主要功能範疇**」及「**延伸功能範疇**」總計後的統計數字，惟情感範疇的困難程度與其他選定的基本活動功能範疇有所不同，因此情感範疇並沒有包括在總計內。

functioning domains listed in (A) cognition and (B) self-care above, while the **"extended functioning domains"** include the extra functioning domains listed in (A) cognition, (B) self-care, (C) learning and (D) affect (anxiety and depression) above. The detailed statistics by individual item are shown below. Besides, aggregated figures by **"core functioning domains"** and the **"extended functioning domains"** are also displayed, but since the scale of the level of difficulty for the affect domain is different from others, the affect domain is not included in the aggregate.

選定的基本活動功能範疇

Selected basic activity functioning domains

12.10 在 5 歲及以上人士中，約 402 400 人（5.6%）表示認知能力有少許困難，68 300 人（0.9%）有很大困難，6 500 人（0.1%）則完全不能做到。（表 12.1）

12.10 Among persons aged 5 and over, some 402 400 persons (5.6%) reported that they had some difficulty in cognition, 68 300 persons (0.9%) had a lot of difficulty and 6 500 persons (0.1%) could not do that at all. (Table 12.1)

12.11 在 12 歲及以上人士中，約 112 000 人（1.6%）表示自理能力有少許困難，59 300 人（0.9%）有很大困難，26 900 人（0.4%）則完全不能做到。（表 12.1）

12.11 Among persons aged 12 and over, some 112 000 persons (1.6%) reported that they had some difficulty in self-care, 59 300 persons (0.9%) had a lot of difficulty and 26 900 persons (0.4%) could not do that at all. (Table 12.1)

12.12 在 2 歲及以上人士中，約 350 600 人（4.7%）表示學習有少許困難，80 400 人（1.1%）有很大困難，16 400 人（0.2%）則完全不能做到。（表 12.1）

12.12 Among persons aged 2 and over, some 350 600 persons (4.7%) reported that they had some difficulty in learning, 80 400 persons (1.1%) had a lot of difficulty and 16 400 persons (0.2%) could not do that at all. (Table 12.1)

12.13 在 5 歲及以上人士中，約 827 500 人（11.5%）表示在統計前 1 個月間中會有焦慮，80 000 人（1.1%）多數日子有焦慮，27 300 人（0.4%）則每天都有焦慮。另外，在統計前 1 個月有焦慮的 5 歲及以上人士中，約 28 700 人（3.1%）形容上一次焦慮的程度屬嚴重，140 300 人（15.0%）則形容上一次焦慮的程度介乎輕微與嚴重之間。（表 12.2a 及 12.2b）

12.13 Among persons aged 5 and over, some 827 500 persons (11.5%) reported that they felt anxious some days during the 1 month before enumeration, 80 000 persons (1.1%) felt anxious most days and 27 300 persons (0.4%) felt anxious every day. On the other hand, among persons aged 5 and over who felt anxious during the 1 month before enumeration, some 28 700 persons (3.1%) described that they felt anxious a lot, some 140 300 persons (15.0%) described that they felt anxious somewhere in between a little and a lot. (Tables 12.2a and 12.2b)

12.14 在 5 歲及以上人士中，約 526 100 人（7.3%）表示在統計前 1 個月間中會有抑鬱，44 700 人（0.6%）多數日子有抑鬱，14 800 人（0.2%）則每天都有抑鬱。另外，在統計前 1 個月有抑鬱的 5 歲及以上人士中，約 21 700 人（3.7%）形容上一次抑鬱的程度屬嚴重，109 200

12.14 Among persons aged 5 and over, some 526 100 persons (7.3%) reported that they felt depressed some days during the 1 month before enumeration, 44 700 persons (0.6%) felt depressed most days and 14 800 persons (0.2%) felt depressed every day. On the other hand, among persons aged 5 and over who felt depressed during the 1

人（18.6%）則形容上一次抑鬱的程度介乎輕微與嚴重之間。 （表 12.2a 及 12.2b）

month before enumeration, some 21 700 persons (3.7%) described that they felt depressed a lot, some 109 200 persons (18.6%) described that they felt depressed somewhere in between a little and a lot. (Tables 12.2a and 12.2b)

12.15 約有 808 500 人（10.8%）在主要功能範疇中遇上的最大困難程度為有「少許困難」，193 700 人（2.6%）為有「很大困難」，97 500 人（1.3%）表示在至少一項主要功能範疇中「完全不能做到」。 （表 12.8）

12.15 Some 808 500 persons (10.8%) reported that the largest difficulty they encountered in the core functioning domains was "some difficulty", 193 700 persons (2.6%) was "a lot of difficulty" and 97 500 persons (1.3%) reported "cannot do at all" in at least one of the core functioning domains. (Table 12.8)

備註

Remarks

12.16 由於情感範疇的困難程度與其他選定的基本活動功能範疇有所不同，下文 12.17、12.18 和 12.23 段及表 12.9 列載有關延伸功能範疇的統計調查結果只包括視覺能力、聽覺能力、平地步行／上落樓梯、認知能力、自理能力、溝通能力、用手和手指拿起小物件／提起重物件及學習。

12.16 Owing to the different scale of level of difficulty between affect and other selected basic activity functioning domains, the survey results of extended functioning domains presented in paragraphs 12.17, 12.18 and 12.23 and Table 12.9 only included seeing, hearing, walking on level ground / walking up or down a flight of stairs, cognition, self-care, communication, using hands and fingers to grasp small object / carrying heavy object and learning.

12.17 約有 879 100 人（佔整體人口的 11.8%）表示在延伸功能範疇中遇上的最大困難程度為有「少許困難」，216 800 人（2.9%）的最大困難程度為有「很大困難」，另外，有 115 000 人（1.5%）表示在至少一項延伸功能範疇中「完全不能做到」。 （表 12.9）

12.17 Some 879 100 persons (11.8% of total population) reported that the largest difficulty they encountered in the extended functioning domains was "some difficulty", some 216 800 persons (2.9%) indicated the largest difficulty was "a lot of difficulty". Besides, some 115 000 persons (1.5%) reported "could not do at all" in at least one of the extended functioning domains. (Table 12.9)

年齡／性別

Age/sex

12.18 在主要功能範疇中遇上的最大困難程度為有「少許困難」的人士中，年齡中位數為 64 歲，最大困難程度為「很大困難」的人士中，年齡中位數則為 76 歲，表示在至少一項主要功能範疇「完全不能做到」的人士的年齡中位數則為 83 歲。在延伸功能範疇中的相應年齡中位數分別是 64、74 及 83 歲。 （表 12.8 及 12.9）

12.18 Among the persons whose largest difficulty encountered in the core functioning domains was "some difficulty", their median age was 64. The median age was 76 for persons whose largest difficulty encountered was "a lot of difficulty". For persons who reported "could not do at all" in at least one of the core functioning domains, their median age was 83. The corresponding median ages in extended functioning domains were 64, 74 and 83 respectively. (Tables 12.8 and 12.9)

12.19 在認知能力、自理能力及學習中，表示有少許困難／很大困難／完全不能做到的人普遍比沒有困難的人年長。除了自理能力外，在其餘選定的基本活動功能範疇中有困難的人士的年齡中位數普遍隨困難程度而上升。（表 12.3 - 12.5）

12.19 For cognition, self-care and learning, persons who had difficulty were generally older than those who had no difficulty. Apart from self-care, the median age of persons with difficulty in the remaining selected basic activity functioning domains increased with the level of difficulty in general. (Tables 12.3 - 12.5)

12.20 在情感範疇中，表示在統計前 1 個月有焦慮／抑鬱的人普遍比表示在統計前 1 個月沒有焦慮／抑鬱的人年長。（表 12.6a 及 12.7a）

12.20 For the domains of affects, persons who felt anxious/depressed during the 1 month before enumeration were generally older than those who did not feel anxious/depressed during the 1 month before enumeration. (Tables 12.6a and 12.7a)

12.21 按年齡組別分析，70 歲及以上人士形容上一次焦慮的程度屬嚴重的比例最高，達 19.1%，其次為 30 - 39 歲人士，達 17.9%。另外，40 - 49 歲人士形容上一次焦慮的程度介乎輕微與嚴重之間的比例最高，達 19.6%，其次為 50 - 59 歲人士，達 18.9%。（表 12.6b）

12.21 Analysed by age group, persons aged 70 and over had the highest proportion of describing that they felt anxious a lot, at 19.1%, followed by persons aged 30 - 39, at 17.9%. On the other hand, persons aged 40 - 49 had the highest proportion of describing that they felt anxious somewhere in between a little and a lot, at 19.6%, followed by persons aged 50 - 59, at 18.9%. (Table 12.6b)

12.22 按年齡組別分析，70 歲及以上人士形容上一次抑鬱的程度屬嚴重的比例最高，達 19.4%，其次為 30 - 39 歲人士，達 17.7%。另外，50 - 59 歲人士形容上一次抑鬱的程度介乎輕微與嚴重之間的比例最高，達 18.6%，其次為 40 - 49 歲人士，達 17.9%。（表 12.7b）

12.22 Analysed by age group, persons aged 70 and over had the highest proportion of describing that they felt depressed a lot, at 19.4%, followed by persons aged 30 - 39, at 17.7%. On the other hand, persons aged 50 - 59 had the highest proportion of describing that they felt depressed somewhere in between a little and a lot, at 18.6%, followed by persons aged 40 - 49, at 17.9%. (Table 12.7b)

12.23 按性別劃分，在至少一項延伸功能範疇中有不同困難程度的人士中，女性所佔的比例普遍較在所有延伸功能範疇中皆沒有困難的人士為高。當中，在至少一項延伸功能範疇中「完全不能做到」的人士中有 64.2%為女性。（表 12.9）

12.23 Analysed by sex, among the persons with various levels of difficulty in at least one of the extended functioning domains, the proportions of female were generally higher than those with no difficulty in all extended functioning domains. 64.2% of persons who reported "could not do at all" in at least one of the extended functioning domains were female. (Table 12.9)

表 12.1 按選定的基本活動功能範疇及困難程度劃分的人士數目
Table 12.1 Persons by selected basic activity functioning domains and level of difficulty

選定的基本活動功能範疇 Selected basic activity functioning domains	困難程度 Level of difficulty							
	沒有困難 No difficulty		少許困難 Some difficulty		很大困難 A lot of difficulty		完全不能做到 Cannot do at all	
	人數 No. of persons ('000)	百分比 %	人數 No. of persons ('000)	百分比 %	人數 No. of persons ('000)	百分比 %	人數 No. of persons ('000)	百分比 %
認知能力^ Cognition^	6 735.6	93.4	402.4	5.6	68.3	0.9	6.5	0.1
自理能力* Self-care*	6 593.4	97.1	112.0	1.6	59.3	0.9	26.9	0.4
學習# Learning#	6 943.2	93.9	350.6	4.7	80.4	1.1	16.4	0.2

註釋： ^ 年齡範圍涵蓋5歲及以上人士。
* 年齡範圍涵蓋12歲及以上人士。
# 年齡範圍涵蓋2歲及以上人士。

Notes: ^ The age coverage is 5 and over.
* The age coverage is 12 and over.
# The age coverage is 2 and over.

表 12.2a 按選定的基本活動功能範疇及在統計前1個月感到焦慮／抑鬱的頻率劃分的5歲及以上人士數目

Table 12.2a Persons aged 5 and over by selected basic activity functioning domains and frequency of feeling anxious/depressed during the 1 month before enumeration

選定的基本活動功能範疇 Selected basic activity functioning domains	在統計前1個月感到焦慮／抑鬱的頻率 Frequency of feeling anxious/depressed during the 1 month before enumeration									
	完全沒有 Never		間中會有 Some days		多數日子有 Most days		每天都有 Every day		不知道 Did not know	
	人數 No. of persons ('000)	百分比 %	人數 No. of persons ('000)	百分比 %	人數 No. of persons ('000)	百分比 %	人數 No. of persons ('000)	百分比 %	人數 No. of persons ('000)	百分比 %
情感（焦慮） Affect (anxiety)	6 240.0	86.5	827.5	11.5	80.0	1.1	27.3	0.4	38.0	0.5
情感（抑鬱） Affect (depression)	6 589.2	91.4	526.1	7.3	44.7	0.6	14.8	0.2	38.0	0.5

表 12.2b 按選定的基本活動功能範疇及上一次感到焦慮／抑鬱的程度劃分的在統計前1個月感到焦慮／抑鬱的5歲及以上人士數目

Table 12.2b Persons aged 5 and over who felt anxious/depressed during the 1 month before enumeration by selected basic activity functioning domains and level of feeling anxious/depressed last time

選定的基本活動功能範疇 Selected basic activity functioning domains	上一次感到焦慮／抑鬱的程度 Level of feeling anxious/depressed last time							
	輕微 A little		介乎輕微與嚴重之間 Somewhere in between a little and a lot		嚴重 A lot		不知道 Did not know	
	人數 No. of persons ('000)	百分比 %	人數 No. of persons ('000)	百分比 %	人數 No. of persons ('000)	百分比 %	人數 No. of persons ('000)	百分比 %
情感（焦慮） Affect (anxiety)	711.0	76.1	140.3	15.0	28.7	3.1	54.7	5.9
情感（抑鬱） Affect (depression)	411.4	70.3	109.2	18.6	21.7	3.7	43.3	7.4

表 12.3 按年齡／性別及認知能力困難程度劃分的5歲及以上人士數目
Table 12.3 Persons aged 5 and over by age/sex and level of difficulty in cognition

年齡組別／性別 Age group / Sex	認知能力困難程度 Level of difficulty in cognition							
	沒有困難 No difficulty		少許困難 Some difficulty		很大困難 A lot of difficulty		完全不能做到 Cannot do at all	
	人數 No. of persons ('000)	百分比 %	人數 No. of persons ('000)	百分比 %	人數 No. of persons ('000)	百分比 %	人數 No. of persons ('000)	百分比 %
年齡組別 Age group								
< 15	583.1	8.7	18.6	4.6	3.0	4.4	0.4	5.4
15 - 29	1 113.4	16.5	21.7	5.4	2.9	4.2	‡	‡
30 - 39	1 132.3	16.8	21.5	5.3	1.9	2.8	0.4	6.3
40 - 49	1 115.6	16.6	32.0	8.0	2.2	3.3	‡	‡
50 - 59	1 139.9	16.9	56.6	14.1	4.7	6.9	‡	‡
60 - 64	552.3	8.2	35.3	8.8	3.7	5.4	‡	‡
65 - 69	408.8	6.1	41.1	10.2	3.3	4.8	‡	‡
≥ 70	690.2	10.2	175.5	43.6	46.6	68.2	4.8	73.2
年齡中位數（歲） Median age (years)	44		66		81		86	
性別 Sex								
男 Male	3 084.4	45.8	164.1	40.8	24.9	36.5	2.4	37.3
女 Female	3 651.2	54.2	238.3	59.2	43.4	63.5	4.1	62.7
總計 Total	6 735.6	100.0	402.4	100.0	68.3	100.0	6.5	100.0

註釋： ‡ 由於抽樣誤差甚大，數目少於250的估計（包括數值為零的數字）或基於這些估計而編製的相關統計數字（如百分比）不予公布。

Note: ‡ Estimates less than 250 (including zero figures) and related statistics derived based on such estimates (e.g. percentages) are not released due to very large sampling errors.

表 12.4 按年齡／性別及自理能力困難程度劃分的12歲及以上人士數目
Table 12.4 Persons aged 12 and over by age/sex and level of difficulty in self-care

年齡組別／性別 Age group / Sex	自理能力困難程度 Level of difficulty in self-care							
	沒有困難 No difficulty		少許困難 Some difficulty		很大困難 A lot of difficulty		完全不能做到 Cannot do at all	
	人數 No. of persons ('000)	百分比 %	人數 No. of persons ('000)	百分比 %	人數 No. of persons ('000)	百分比 %	人數 No. of persons ('000)	百分比 %
年齡組別 Age group								
< 15	182.7	2.8	0.4	0.3	0.5	0.9	‡	‡
15 - 29	1 134.4	17.2	2.1	1.9	1.1	1.9	0.5	1.9
30 - 39	1 152.3	17.5	1.9	1.7	1.3	2.2	0.6	2.2
40 - 49	1 144.7	17.4	3.6	3.2	1.1	1.8	0.7	2.5
50 - 59	1 188.2	18.0	9.7	8.6	2.3	3.9	1.2	4.5
60 - 64	582.1	8.8	6.7	5.9	2.0	3.4	0.8	2.9
65 - 69	441.8	6.7	7.5	6.7	2.5	4.3	1.6	5.8
≥ 70	767.1	11.6	80.1	71.5	48.5	81.7	21.3	79.4
年齡中位數（歲） Median age (years)	47		80		85		84	
性別 Sex								
男 Male	2 980.9	45.2	47.1	42.0	22.7	38.3	9.9	36.8
女 Female	3 612.5	54.8	65.0	58.0	36.6	61.7	17.0	63.2
總計 Total	6 593.4	100.0	112.0	100.0	59.3	100.0	26.9	100.0

註釋： ‡ 由於抽樣誤差甚大，數目少於250的估計（包括數值為零的數字）或基於這些估計而編製的相關統計數字（如百分比）不予公布。

Note: ‡ Estimates less than 250 (including zero figures) and related statistics derived based on such estimates (e.g. percentages) are not released due to very large sampling errors.

表 12.5 按年齡／性別及學習困難程度劃分的2歲及以上人士數目
Table 12.5 Persons aged 2 and over by age/sex and level of difficulty in learning

年齡組別／性別 Age group / Sex	學習困難程度 Level of difficulty in learning							
	沒有困難 No difficulty		少許困難 Some difficulty		很大困難 A lot of difficulty		完全不能做到 Cannot do at all	
	人數 No. of persons ('000)	百分比 %	人數 No. of persons ('000)	百分比 %	人數 No. of persons ('000)	百分比 %	人數 No. of persons ('000)	百分比 %
年齡組別 Age group								
< 15	745.5	10.7	31.7	9.1	5.4	6.7	0.3	1.6
15 - 29	1 118.5	16.1	15.2	4.3	4.1	5.1	0.4	2.6
30 - 39	1 143.7	16.5	9.7	2.8	2.3	2.9	0.3	2.1
40 - 49	1 130.1	16.3	17.0	4.8	2.5	3.1	0.4	2.3
50 - 59	1 158.2	16.7	38.1	10.9	4.3	5.4	0.9	5.3
60 - 64	553.6	8.0	33.7	9.6	3.3	4.1	1.0	6.1
65 - 69	412.7	5.9	35.4	10.1	4.8	5.9	0.6	3.7
≥ 70	681.0	9.8	169.8	48.4	53.7	66.8	12.5	76.4
年齡中位數（歲） Median age (years)	43		69		81		85	
性別 Sex								
男 Male	3 178.3	45.8	152.3	43.4	33.1	41.1	5.5	33.5
女 Female	3 764.9	54.2	198.3	56.6	47.3	58.9	10.9	66.5
總計 Total	6 943.2	100.0	350.6	100.0	80.4	100.0	16.4	100.0

表 12.6a 按年齡／性別及在統計前1個月感到焦慮的頻率劃分的5歲及以上人士數目

Table 12.6a Persons aged 5 and over by age/sex and frequency of feeling anxious during the 1 month before enumeration

	在統計前1個月感到焦慮的頻率 Frequency of feeling anxious during the 1 month before enumeration									
	完全沒有 Never		間中會有 Some days		多數日子有 Most days		每天都有 Every day		不知道 Did not know	
年齡組別／性別 Age group / Sex	人數 No. of persons ('000)	百分比 %	人數 No. of persons ('000)	百分比 %	人數 No. of persons ('000)	百分比 %	人數 No. of persons ('000)	百分比 %	人數 No. of persons ('000)	百分比 %
年齡組別 Age group										
< 15	574.3	9.2	25.7	3.1	1.6	2.1	0.5	1.7	3.0	8.0
15 - 29	1 017.1	16.3	99.0	12.0	10.4	12.9	3.3	12.0	8.5	22.4
30 - 39	1 011.1	16.2	122.4	14.8	11.5	14.3	5.5	20.0	5.8	15.1
40 - 49	975.0	15.6	148.7	18.0	15.7	19.6	4.6	16.8	6.0	15.8
50 - 59	1 005.8	16.1	171.3	20.7	15.8	19.8	4.4	16.2	4.1	10.8
60 - 64	504.3	8.1	74.6	9.0	7.1	8.9	2.7	9.8	2.9	7.5
65 - 69	385.5	6.2	58.8	7.1	5.8	7.3	1.8	6.6	1.5	3.9
≥ 70	767.0	12.3	127.1	15.4	12.0	15.1	4.6	16.9	6.2	16.3
年齡中位數（歲） Median age (years)	45		50		50		48		43	
性別 Sex										
男 Male	2 877.0	46.1	339.0	41.0	30.1	37.6	12.4	45.2	17.4	45.8
女 Female	3 363.0	53.9	488.5	59.0	49.9	62.4	15.0	54.8	20.6	54.2
總計 Total	6 240.0	100.0	827.5	100.0	80.0	100.0	27.3	100.0	38.0	100.0

表 12.6b 按年齡／性別及上一次感到焦慮的程度劃分的在統計前 1個月感到焦慮的5歲及以上人士數目

Table 12.6b Persons aged 5 and over who felt anxious during the 1 month before enumeration by age/sex and level of feeling anxious last time

	上一次感到焦慮的程度 Level of feeling anxious last time							
	輕微 A little		介乎輕微與嚴重之間 Somewhere in between a little and a lot		嚴重 A lot		不知道 Did not know	
年齡組別／性別 Age group / Sex	人數 No. of persons ('000)	百分比 %	人數 No. of persons ('000)	百分比 %	人數 No. of persons ('000)	百分比 %	人數 No. of persons ('000)	百分比 %
年齡組別 Age group								
< 15	22.7	3.2	3.1	2.2	0.7	2.5	1.2	2.2
15 - 29	82.4	11.6	20.6	14.7	3.6	12.5	6.0	11.0
30 - 39	104.7	14.7	22.1	15.7	5.2	17.9	7.3	13.3
40 - 49	127.1	17.9	27.6	19.6	4.9	17.0	9.4	17.2
50 - 59	149.5	21.0	26.5	18.9	4.8	16.6	10.8	19.8
60 - 64	65.1	9.1	12.0	8.6	2.2	7.5	5.1	9.4
65 - 69	51.8	7.3	8.2	5.9	1.9	6.7	4.4	8.1
≥ 70	107.6	15.1	20.2	14.4	5.5	19.1	10.4	19.1
年齡中位數（歲） Median age (years)	51		48		49		53	
性別 Sex								
男 Male	294.1	41.4	54.0	38.5	11.0	38.3	22.3	40.7
女 Female	416.9	58.6	86.3	61.5	17.7	61.7	32.4	59.3
總計 Total	711.0	100.0	140.3	100.0	28.7	100.0	54.7	100.0

表 12.7a 按年齡／性別及在統計前1個月感到抑鬱的頻率劃分的5歲及以上人士數目

Table 12.7a Persons aged 5 and over by age/sex and frequency of feeling depressed during the 1 month before enumeration

年齡組別／性別 Age group / Sex	在統計前1個月感到抑鬱的頻率 Frequency of feeling depressed during the 1 month before enumeration									
	完全沒有 Never		間中會有 Some days		多數日子有 Most days		每天都有 Every day		不知道 Did not know	
	人數 No. of persons ('000)	百分比 %	人數 No. of persons ('000)	百分比 %	人數 No. of persons ('000)	百分比 %	人數 No. of persons ('000)	百分比 %	人數 No. of persons ('000)	百分比 %
年齡組別 Age group										
< 15	585.9	8.9	15.9	3.0	0.3	0.8	0.3	1.7	2.8	7.2
15 - 29	1 055.3	16.0	66.8	12.7	6.2	14.0	1.8	12.3	8.1	21.3
30 - 39	1 058.8	16.1	81.2	15.4	6.9	15.5	3.5	23.8	5.7	14.9
40 - 49	1 038.9	15.8	95.4	18.1	8.1	18.1	1.9	13.0	5.8	15.2
50 - 59	1 084.4	16.5	102.5	19.5	8.0	17.8	2.2	14.7	4.4	11.5
60 - 64	537.4	8.2	45.5	8.7	3.8	8.6	1.6	11.2	3.1	8.1
65 - 69	413.3	6.3	34.2	6.5	3.0	6.8	1.3	8.5	1.6	4.3
≥ 70	815.2	12.4	84.7	16.1	8.2	18.4	2.2	14.9	6.7	17.5
年齡中位數（歲） Median age (years)	45		50		50		49		45	
性別 Sex										
男 Male	3 035.0	46.1	201.6	38.3	15.8	35.2	6.4	43.4	17.1	44.9
女 Female	3 554.3	53.9	324.5	61.7	29.0	64.8	8.3	56.6	20.9	55.1
總計 Total	6 589.2	100.0	526.1	100.0	44.7	100.0	14.8	100.0	38.0	100.0

表 12.7b 按年齡／性別及上一次感到抑鬱的程度劃分的在統計前 1個月感到抑鬱的5歲及以上人士數目

Table 12.7b Persons aged 5 and over who felt depressed during the 1 month before enumeration by age/sex and level of feeling depressed last time

	上一次感到抑鬱的程度 Level of feeling depressed last time							
	輕微 A little		介乎輕微與嚴重之間 Somewhere in between a little and a lot		嚴重 A lot		不知道 Did not know	
年齡組別／性別 Age group / Sex	人數 No. of persons ('000)	百分比 %	人數 No. of persons ('000)	百分比 %	人數 No. of persons ('000)	百分比 %	人數 No. of persons ('000)	百分比 %
年齡組別 Age group								
< 15	13.0	3.2	2.2	2.0	‡	‡	1.0	2.3
15 - 29	50.3	12.2	15.6	14.3	3.6	16.5	5.3	12.2
30 - 39	63.4	15.4	19.1	17.5	3.8	17.7	5.3	12.3
40 - 49	73.9	18.0	19.6	17.9	3.5	16.0	8.4	19.4
50 - 59	79.9	19.4	20.4	18.6	3.8	17.5	8.5	19.7
60 - 64	35.9	8.7	10.0	9.1	1.3	5.9	3.8	8.8
65 - 69	28.9	7.0	6.2	5.7	1.3	5.8	2.1	4.8
≥ 70	65.9	16.0	16.1	14.7	4.2	19.4	8.9	20.6
年齡中位數（歲） Median age (years)	50		49		48		51	
性別 Sex								
男 Male	158.4	38.5	40.1	36.7	7.9	36.4	17.3	40.0
女 Female	253.0	61.5	69.0	63.3	13.8	63.6	26.0	60.0
總計 Total	411.4	100.0	109.2	100.0	21.7	100.0	43.3	100.0

註釋： ‡ 由於抽樣誤差甚大，數目少於250的估計（包括數值為零的數字）或基於這些估計而編製的相關統計數字（如百分比）不予公布。

Note: ‡ Estimates less than 250 (including zero figures) and related statistics derived based on such estimates (e.g. percentages) are not released due to very large sampling errors.

表 12.8 按年齡／性別及主要功能範疇*困難程度劃分的人士數目
Table 12.8 Persons by age/sex and level of difficulty in core functioning domains*

	主要功能範疇困難程度^ Level of difficulty in core functioning domains^							
	沒有困難 No difficulty		少許困難 Some difficulty		很大困難 A lot of difficulty		完全不能做到 Cannot do at all	
年齡組別／性別 Age group / Sex	人數 No. of persons ('000)	百分比 %	人數 No. of persons ('000)	百分比 %	人數 No. of persons ('000)	百分比 %	人數 No. of persons ('000)	百分比 %
年齡組別 Age group								
< 15	836.9	13.1	26.9	3.3	4.7	2.4	1.2	1.2
15 - 29	1 097.3	17.2	34.9	4.3	4.6	2.4	1.4	1.5
30 - 39	1 112.9	17.5	37.0	4.6	4.4	2.3	1.8	1.8
40 - 49	1 071.1	16.8	69.5	8.6	7.1	3.7	2.4	2.5
50 - 59	1 037.7	16.3	140.7	17.4	17.8	9.2	5.2	5.3
60 - 64	474.0	7.4	98.3	12.2	15.0	7.7	4.2	4.3
65 - 69	333.0	5.2	97.1	12.0	17.9	9.2	5.4	5.5
≥ 70	414.5	6.5	304.2	37.6	122.3	63.1	76.0	77.9
年齡中位數（歲） Median age (years)	40		64		76		83	
性別 Sex								
男 Male	2 937.9	46.1	360.5	44.6	79.0	40.8	35.6	36.5
女 Female	3 439.7	53.9	448.1	55.4	114.6	59.2	61.9	63.5
總計 Total	6 377.6	100.0	808.5	100.0	193.7	100.0	97.5	100.0

註釋： * 包括視覺能力、聽覺能力、平地步行／上落樓梯、認知能力、自理能力及溝通能力。
^ 指一名人士在主要功能範疇中遇上的最大困難程度。

Notes: * Including seeing, hearing, walking on level ground / walking up or down a flight of stairs, cognition, self-care and communication.
^ Refer to the largest difficulty a person encountered in the core functioning domains.

表 12.9 按年齡／性別及延伸功能範疇*困難程度劃分的人士數目
Table 12.9 Persons by age/sex and level of difficulty in extended functioning domains*

年齡組別／性別 Age group / Sex	延伸功能範疇困難程度^ Level of difficulty in extended functioning domains^							
	沒有困難 No difficulty		少許困難 Some difficulty		很大困難 A lot of difficulty		完全不能做到 Cannot do at all	
	人數 No. of persons ('000)	百分比 %	人數 No. of persons ('000)	百分比 %	人數 No. of persons ('000)	百分比 %	人數 No. of persons ('000)	百分比 %
年齡組別 Age group								
< 15	818.5	13.1	42.4	4.8	7.5	3.5	1.2	1.0
15 - 29	1 089.8	17.4	40.8	4.6	6.1	2.8	1.6	1.4
30 - 39	1 108.2	17.7	40.7	4.6	5.3	2.5	1.9	1.6
40 - 49	1 062.4	17.0	76.2	8.7	8.7	4.0	2.6	2.3
50 - 59	1 020.1	16.3	153.5	17.5	21.5	9.9	6.3	5.5
60 - 64	460.7	7.4	108.3	12.3	17.2	7.9	5.2	4.5
65 - 69	320.5	5.1	105.2	12.0	20.6	9.5	7.1	6.2
≥ 70	386.3	6.2	311.9	35.5	129.8	59.9	89.1	77.5
年齡中位數（歲） Median age (years)	40		64		74		83	
性別 Sex								
男 Male	2 890.4	46.1	393.2	44.7	88.3	40.7	41.2	35.8
女 Female	3 376.1	53.9	485.9	55.3	128.4	59.3	73.8	64.2
總計 Total	6 266.5	100.0	879.1	100.0	216.8	100.0	115.0	100.0

註釋： * 包括視覺能力、聽覺能力、平地步行／上落樓梯、認知能力、自理能力、溝通能力、用手和手指拿起小物件／提起重物件及學習。
^ 指一名人士在延伸功能範疇中遇上的最大困難程度。

Notes: * Including seeing, hearing, walking on level ground / walking up or down a flight of stairs, cognition, self-care, communication, using hands and fingers to grasp small object / carrying heavy object and learning.
^ Refer to the largest difficulty a person encountered in the extended functioning domains.

附錄 1　用語及定義
Appendix 1　Terms and definitions

年齡：指某人在出生後所度過的完整年數。

Age refers to the number of complete years a person has passed since his/her birth date.

經濟活動身分：人口可劃分為從事經濟活動人口（即勞動人口）及非從事經濟活動人口兩大類。

Economic activity status: The population can be divided into two main groups, economically active population (that is the labour force) and economically inactive population.

從事經濟活動人口：即**勞動人口**，可再分為就業人口及失業人口。（詳情請參閱**勞動人口**）

The **economically active population**, synonymous with the **labour force**, comprises the employed population and the unemployed population. (Please see **labour force** for details)

非從事經濟活動人口：包括所有在統計前 7 天內並無職位亦無工作的人士，在這 7 天內正在休假的人士及失業人士除外。料理家務者、退休人士及所有 15 歲以下人士等均包括在內。

The **economically inactive population** is made up of those persons who have not had a job and have not been at work during the 7 days before enumeration, excluding persons who have been on leave/holiday during the 7-day period and persons who are unemployed. Persons such as home-makers, retired persons and all those below the age of 15 are thus included.

教育程度：指某人在學校或其他教育機構修讀達到的最高教育水平，不論他／她有否完成該課程。計算教育程度時只包括正式課程。正式課程須符合下列準則：

(1) 最少為期一個學年。

(2) 入學須具備指定的學歷資格（香港都會大學（前身為香港公開大學）的非學位、副學位、學位及研究生課程除外）。

(3) 設有考試或指定評核成績的程序。

Educational attainment refers to the highest level of education ever attained by a person in school or other educational institution, regardless of whether he/she had completed the course. Only formal courses are counted as educational attainment. A formal course must satisfy the following criteria:

(1) It lasts for at least one academic year.

(2) It has specific academic qualifications for entrance (except sub-degree, associate degree, degree and post-graduate courses offered by the Hong Kong Metropolitan University (formerly the Open University of Hong Kong)).

(3) It includes examinations or specific academic assessment procedures.

教育程度分類如下：

未受教育／學前教育：包括未受教育、所有幼稚園及幼兒中心班級。

小學：包括所有小學的一至六年級。

初中：包括所有中學的一至三年級。

Educational attainment is classified as follows:

***No schooling / pre-primary*:** Including no schooling, all classes in kindergartens and child care centres.

***Primary*:** Including Primary 1 - 6 in all educational institutions.

***Lower secondary*:** Including Secondary 1 - 3 in all educational institutions.

高中：包括所有中學舊學制的四至七年級及新學制的四至六年級或同等程度，毅進計劃／毅進文憑以及工藝程度教育。

***Upper secondary*:** Including Secondary 4 - 7 of old academic structure, Secondary 4 - 6 of new academic structure or equivalent in all educational institutions, Project Yi Jin / Yi Jin Diploma and craft level.

專上教育－非學位：包括本地及非本地教育機構的證書、文憑程度課程、高級證書、高級文憑、專業文憑、副學士、副學士先修、增修證書、院士銜或同等課程及其他非學位課程。

***Post-secondary - non-degree*:** Including Certificate, Diploma level courses, Higher Certificate, Higher Diploma, Professional Diploma, Associate Degree, Pre-Associate Degree, Endorsement Certificate, Associateship or equivalent courses and other non-degree level courses in local or non-local institutions.

專上教育－學位：包括本地及非本地教育機構的學士學位課程、修課形式研究院程度課程及研究形式研究院程度課程。

***Post-secondary - degree*:** Including all first degree, taught postgraduate and research postgraduate courses in local or non-local institutions.

住戶：指一群住在一起及分享生活所需的人士，他們之間不一定有親戚關係。自己單獨安排生活所需的個別人士亦當為一戶，即「單人住戶」。

Household consists of a group of persons who live together and make common provision for essentials for living. These persons need not be related. If a person makes provision for essentials for living without sharing with other persons, he/she is also regarded as a household. In this case, the household is a one-person household.

行業：指統計前 7 天內受訪者工作機構的活動類別。依照「香港標準行業分類 2.0 版」的主要類別分類。詳細資料可參閱《香港標準行業分類 2.0 版》手冊，該手冊可於政府統計處網站 (https://www.censtatd.gov.hk/tc/EIndexbySubject.html?pcode=B2XX0005&scode=452) 免費下載（PDF 格式）。

Industry refers to the activity of the establishment in which the respondent worked during the 7 days before enumeration. The classification follows the major industry groups of the Hong Kong Standard Industrial Classification V2.0. Detailed information can be obtained from the manual *Hong Kong Standard Industrial Classification (HSIC) Version 2.0*, which can be downloaded (in PDF format) free of charge from the website of C&SD at https://www.censtatd.gov.hk/en/EIndexbySubject.html?pcode=B2XX0005&scode=452.

勞動人口：指 15 歲及以上陸上人口，並符合下列就業人口或失業人口的定義。水上居民並不包括在內。

Labour force refers to the land-based population aged 15 and over who satisfy the criteria for being classified as employed population or unemployed population as defined below. Persons living on board vessels are excluded.

就業人口：

由所有就業人士構成。一名 15 歲或以上人士如符合下列情況，可界定為就業人士：

The employed population

This comprises all employed persons. For a person aged 15 or over to be classified as employed, that person should:

(1) 統計前 7 天內從事一些工作賺取薪酬或利潤；***或***

(2) 有一份正式工作（即該人士持續支取工資或薪金；***或***已獲保證或已有既定日期返回工作崗位或所經營之業務；***或***正支取補償費而無須接受其他工作）。

失業人口：

(1) 由所有失業人士構成。一名 15 歲或以上人士如符合下列情況，便界定為失業人士：

(a) 在統計前 7 天內並無職位，且並無為賺取薪酬或利潤而工作；***及***

(b) 在統計前 7 天內隨時可工作；***及***

(c) 在統計前 30 天內有找尋工作。

不過，一名 15 歲或以上的人士，如果符合上述(a)和(b)的條件，但沒有在統計前 30 天內找尋工作的原因為相信沒有工作可做，則仍會被界定為失業，即所謂「因灰心而不求職的人士」。

(2) 除上述情況外，下列人士亦視作失業人士：

(a) 並無職位，有找尋工作，但由於暫時生病而不能工作的人士；***及***

(b) 並無職位，且隨時可工作，但由於下列原因並無找尋工作的人士：

(i) 已為於稍後時間擔當的新工作或開展的業務作出安排；***或***

(1) be engaged in performing work for pay or profit during the 7 days before enumeration; ***or***

(2) have formal job attachment (i.e. that the person has continued receipt of wage or salary; ***or*** has an assurance or an agreed date of return to job or business; ***or*** is in receipt of compensation without obligation to accept another job).

The unemployed population

(1) This comprises all unemployed persons. For a person aged 15 or over to be classified as unemployed, that person should:

(a) have not had a job and should not have performed any work for pay or profit during the 7 days before enumeration; ***and***

(b) have been available for work during the 7 days before enumeration; ***and***

(c) have sought work during the 30 days before enumeration.

However, if a person aged 15 or over fulfils the conditions (a) and (b) above but has not sought work during the 30 days before enumeration because he/she believes that work is not available, he/she is still classified as unemployed, being regarded as a so-called "discouraged worker".

(2) Notwithstanding the above, the following types of persons are also classified as unemployed:

(a) persons without a job, have sought work but have not been available for work because of temporary sickness; ***and***

(b) persons without a job, have been available for work but have not sought work because they:

(i) have made arrangements to take up a new job or to start business on a subsequent date; ***or***

(ii) 正期待返回原來的工作崗位（例如散工在有需要時通常會獲通知開工）。

(ii) were expecting to return to their original jobs (e.g. casual workers are usually called back to work when service is needed).

婚姻狀況：指受訪者在統計調查中所報稱的婚姻狀況。有關的婚姻或離婚事件有否經過任何合法註冊或儀式，則未有查核。

Marital status was recorded according to the status reported by the respondents in the survey. There was no check on whether the marriage or divorce had undergone any legal registration or ceremony.

每月就業收入：指統計前 1 個月從所有工作所獲得的收入（未扣除強制性公積金供款）。就僱員來說，收入包括工資和薪金、花紅、佣金、小費、房屋津貼、超時工作津貼、勤工津貼及其他現金津貼，但不包括補薪。就僱主和自營作業人士而言，收入是指從自己擁有的企業提取作個人及家居用途的款額。如果提取作個人及家居用途的款額資料未能提供，則會搜集有關從業務所得的淨收入的數據。

Monthly employment earnings refer to earnings (before deduction of Mandatory Provident Fund contributions) from all jobs during the month before enumeration. For employees, they include wage and salary, bonus, commission, tips, housing allowance, overtime allowance, attendance allowance and other cash allowances. However, back pays are excluded. For employers and self-employed, they refer to amounts drawn from the self-owned enterprise for personal and household use. If information on the amounts drawn for personal and household use is not available, data on net earnings from business would be collected instead.

職業：指在統計前 7 天內某人所從事的主要工作種類、性質及主要職務。分類基本上是按照「國際標準職業分類 2008 年版」的主要組別劃分，並因應本港情況作出修訂。

Occupation refers to the kind of work, nature of duties and main task performed by a person in his/her main job during the 7 days before enumeration. The classification adopted basically follows the major groups of the International Standard Classification of Occupations 2008 (ISCO-08), with local adaptation for Hong Kong.

失業人口（請參閱**勞動人口**內的***失業人口***）

Unemployed population (Please see ***unemployed population*** under **labour force**)

失業率：指失業人士在勞動人口中所佔的比例。

Unemployment rate refers to the proportion of unemployed persons in the labour force.

附錄 2　統計調查所搜集的主要資料項目
Appendix 2　Major data items collected in the survey

統計調查所搜集的主要資料項目包括：

住戶資料

1. 屋宇單位類型
2. 住戶類型
3. 居處類型
4. 居處租住權
5. 住戶成員人數

個人資料

6. 與戶主關係
7. 年齡
8. 性別
9. 婚姻狀況
10. 教育程度
11. 統計前 7 天內的經濟活動身分

與就業相關資料

就就業人士而言：

12. 行業
13. 職業
14. 統計前 7 天內的工作時數
15. 上月的就業收入

就失業人士及非從事經濟活動人士而言：

16. 統計前 7 天內可否隨時工作
17. 不能隨時工作的原因
18. 統計前 30 天內有否找尋工作
19. 沒有找尋工作的原因

殘疾

20. 在各功能範疇的困難程度
21. 其他確診的健康狀況（例如精神病／情緒病及智障）

Major data items collected in the survey included:

Household information

1. Type of quarters
2. Type of household
3. Type of accommodation
4. Tenure of accommodation
5. Number of members in the household

Personal information

6. Relationship to head of household
7. Age
8. Sex
9. Marital status
10. Educational attainment
11. Economic activity status during the 7 days before enumeration

Employment-related information

For employed persons:

12. Industry
13. Occupation
14. Number of hours worked during the 7 days before enumeration
15. Employment earnings in the last month

For unemployed persons and economically inactive persons:

16. Whether available for work during the 7 days before enumeration
17. Reason for not available for work
18. Whether seeking work during the 30 days before enumeration
19. Reason for not seeking work

Disabilities

20. Level of difficulty in each of the functioning domains
21. Other diagnosed health conditions (e.g. mental illness / mood disorder and intellectual disability)

手語運用

就 2 歲及以上人士、聽覺有困難人士及溝通能力有困難人士而言:

22. 在日常溝通中有否使用手語

Usage of sign language

For persons aged 2 and over, persons with hearing difficulty and persons with communication difficulty:

22. Whether using sign language in usual communication

輔助儀器運用

23. 有否使用輪椅／其他特定輔助工具代步／步行
24. 有否使用義肢
25. 有否使用視覺輔助儀器／工具
26. 有否使用聽覺輔助儀器／工具
27. 有否使用言語／溝通輔助儀器／工具
28. 輔助儀器／復康工具的開支

Usage of assistive devices

23. Whether using a wheelchair / other specialised aid/tool to move / walk around
24. Whether using artificial limb
25. Whether using a visual aid/tool
26. Whether using a hearing aid/tool
27. Whether using a speech/communication aid/tool
28. Expenses on assistive devices / rehabilitative tools

選定殘疾類別人士的額外資料

就身體活動能力受限制人士而言：

29. 身體活動能力受限制的主要類別（例如缺失上／下肢、癱瘓及痙攣）

就視覺有困難人士而言：

30. 視覺困難的主要類別

就溝通能力有困難人士而言：

31. 溝通困難的主要類別

Further information for persons with selected types of disability

For persons with restriction in body movement:

29. Major types of restriction in body movement (e.g. loss of upper/lower limbs, paralysis and cramps)

For persons with seeing difficulty:

30. Major types of seeing difficulty

For persons with communication difficulty:

31. Major types of communication difficulty

長期病患

就長期病患者而言：

32. 長期病患類別

Chronic diseases

For persons with chronic diseases:

32. Type(s) of chronic diseases

殘疾及長期病患對日常生活的影響

就所有殘疾人士及長期病患者而言：

33. 是否因殘疾及長期病患而令其在日常生活有困難
34. 自我評估的整體健康狀況

Impact of disabilities and chronic diseases on day-to-day living

For all persons with disabilities and persons with chronic diseases:

33. Whether had difficulty in day-to-day living due to their disabilities and chronic diseases
34. Self-perceived general health condition

就所有殘疾人士及有特定需要的長期病患者而言：

35. 是否因殘疾及長期病患而令其在以下範疇遇到困難：在學校學習、工作、居住環境、醫療／復康服務、社區生活、出外活動及打理家務
36. 會否考慮接受一份合適工作
37. 接受一份合適工作的主要考慮因素
38. 不接受一份合適工作的主要原因
39. 是否因殘疾及長期病患有別人照顧其日常生活

For all persons with disabilities and persons with chronic diseases who had specific needs:

35. Whether had difficulty in the following aspects due to their disabilities and chronic diseases: studying at school, work, living environment, medical care / rehabilitation services, community life, going out and doing housework
36. Whether would consider accepting a suitable job
37. Main considerations for accepting a suitable job
38. Main reasons for not accepting a suitable job
39. Whether had another person taking care of their day-to-day living due to their disabilities and chronic diseases

接受服務類別

就所有殘疾人士及有特定需要的長期病患者而言：

40. 在香港正在接受提供給殘疾人士或長期病患者的服務類別

Types of services received

For all persons with disabilities and persons with chronic diseases who had specific needs:

40. Types of services (provided for persons with disabilities or persons with chronic diseases in Hong Kong) received in Hong Kong

照顧者及所需的照顧

就有別人照顧其日常生活的殘疾人士及有特定需要的長期病患者而言：

41. 需要別人幫助的生活範疇
42. 照顧者的數目
43. 是否與照顧者共住
44. 與照顧者的關係
45. 是否需要支付照顧費用予照顧者
46. 每周通常受照顧者照顧時數
47. 照顧者的年齡／性別
48. 受特定照顧者照顧年期
49. 特定照顧者在統計前 1 個月因照顧而感到有精神壓力的頻率及上一次的壓力程度
50. 特定照顧者的就業情況

Carers and the caring services required

For persons with disabilities and persons with chronic diseases who had specific needs that had another person taking care of their day-to-day living:

41. Aspects that need another person to help
42. Number of carer(s)
43. Whether living together with the carer
44. Relationship to the carer
45. Whether needed to pay for the caring services provided by the carer
46. Usual hours of caring services provided by the carer per week
47. Age/sex of the carer
48. Number of years of caring services provided by the specific carer
49. Frequency of the specific carer feeling stressed due to the caring services during the 1 month before enumeration and the level of stress felt last time
50. Employment status of the specific carer

交通安排

就所有殘疾人士及有特定需要的長期病患者而言：

51. 會否出外／出外主要目的
52. 乘搭交通工具是否需要協助
53. 主要使用的交通安排／工具
54. 乘搭交通工具出外覆診／接受治療時的轉乘次數

就正就業或正就讀／接受技能訓練的殘疾人士及有特定需要的長期病患者而言：

55. 乘搭交通工具往返工作地點／出外學習時的轉乘次數

Transportation arrangement

For all persons with disabilities and persons with chronic diseases who had specific needs:

51. Whether going out / main purposes of going out
52. Whether needed assistance in transportation
53. Principal modes of transportation used
54. Number of transfers when going out for medical consultation/treatment

For those who were employed or students / persons receiving skills training:

55. Number of transfers when going out for work/study

資訊科技運用情況

就所有殘疾人士及有特定需要的長期病患者而言：

56. 是否擁有資訊科技設備（包括桌面電腦、手提電腦、平板電腦及智能手機）
57. 在統計前 12 個月有否使用過互聯網
58. 在統計前 12 個月使用互聯網的目的
59. 在統計前 12 個月沒有使用互聯網的原因

Usage of information technology (IT)

For all persons with disabilities and persons with chronic diseases who had specific needs:

56. Whether had IT devices (including desktop, laptop, tablet and smartphone)
57. Whether used the Internet during the 12 months before enumeration
58. Purposes of using the Internet during the 12 months before enumeration
59. Reasons of not using the Internet during the 12 months before enumeration

附錄 3（甲）　有關住院智障人士的院舍統計調查結果
Appendix 3A　Results of the institutions survey pertaining to institutional residents with intellectual disability

A3A.1　為方便分析約 12 200 名住院智障人士的概況，有關 2020 年全港整體人口的相應特徵（主要根據「綜合住戶統計調查」所得的資料估計），亦適當地展列在本附錄的統計表內，以作比較。

A3A.1　To facilitate analysis of the profile of some 12 200 institutional residents with intellectual disability (ID), the corresponding characteristics of the total population of Hong Kong in 2020 (as estimated mainly based on the findings of the General Household Survey) are also presented in the tables in this Appendix for comparison where applicable.

住院智障人士的概況

A3A.2　根據 2020 年 5 月至 12 月期間進行的院舍統計調查，估計在統計時共有 12 200 名住院人士為智障人士。住院智障人士的普遍率（以佔全港整體人口的百分比計算）為 0.2%。（表 A3A.1）

年齡／性別

A3A.3　該 12 200 名住院智障人士中，年齡中位數為 46 歲。40 - 49 歲人士佔 22.1%，而 50 - 59 歲人士則佔 22.0%。　（表 A3A.1）

A3A.4　按性別分析，在該 12 200 名住院智障人士中，男性約佔 55.8%，而女性則佔 44.2%。（表 A3A.1）

婚姻狀況

A3A.5　該 12 200 名住院智障人士中，超過 9 成為從未結婚人士，而整體人口的相應百分比則為 37.4%。　（表 A3A.2）

教育程度

A3A.6　按教育程度分析，在該 12 200 名住院智障人士中，具專上教育程度者約佔 2.3%，這百分比遠較整體人口的相應百分比（30.1%）為低。此外，具小學及以下教育程度者佔 34.6%，而具中學教育程度者約佔 63.0%。（表 A3A.2）

Profile of institutional residents with intellectual disability

A3A.2　According to the institutions survey conducted during May - December 2020, it was estimated that a total of 12 200 institutional residents were having ID at the time of enumeration. The prevalence rate of institutional residents with ID (expressed as a percentage of the total population of Hong Kong) was 0.2%. (Table A3A.1)

Age/sex

A3A.3　The median age of these 12 200 institutional residents with ID was 46. About 22.1% were aged 40 - 49 and 22.0% were aged 50 - 59. (Table A3A.1)

A3A.4　Analysed by sex, males constituted 55.8% of those 12 200 institutional residents with ID, as compared with 44.2% for their female counterparts. (Table A3A.1)

Marital status

A3A.5　Over 90% of the 12 200 institutional residents with ID were never married, as against 37.4% for the total population. (Table A3A.2)

Educational attainment

A3A.6　Analysed by educational attainment, about 2.3% of these 12 200 institutional residents with ID had attained post-secondary education. This percentage was much lower than the corresponding percentage (30.1%) for the total population. Another 34.6% had attained primary education and below, and the remaining 63.0% had

居住地區

A3A.7　約 4 900 名（40.5%）住院智障人士居住在新界西，其次約有 20.5%居住在新界東及 17.1%居住在九龍東。　（表 A3A.3）

經濟活動身分

A3A.8　在該 11 400 名 15 歲及以上住院智障人士中，約 8 200 人為非從事經濟活動人士及約 3 200 人為從事經濟活動人士，分別佔該 11 400 人的 71.8%及 28.2%。　（表 A3A.4）

行業

A3A.9　該 3 200 名就業住院智障人士中，絕大部分（96.2%）從事公共行政、社會及個人服務業。　（表 A3A.5）

職業

A3A.10　該 3 200 名就業住院智障人士中，約 99.7%為非技術工人。　（表 A3A.5）

每月就業收入

A3A.11　約 1 700 名就業住院智障人士每月就業收入少於$1,000，他們大部分在庇護工場工作。該 3 200 名就業住院智障人士的每月就業收入中位數為$800。撇除在庇護工場工作的就業住院智障人士，每月就業收入中位數為$3,000。（表 A3A.5）

attained secondary education.　(Table A3A.2)

Area of residence

A3A.7　Some 4 900 (40.5%) of the institutional residents with ID lived in New Territories West, followed by New Territories East (20.5%) and Kowloon East (17.1%).　(Table A3A.3)

Economic activity status

A3A.8　Among the 11 400 institutional residents aged 15 and over with ID, some 8 200 were economically inactive persons and the remaining some 3 200 were economically active persons. They constituted 71.8% and 28.2% of those 11 400 persons respectively.　(Table A3A.4)

Industry

A3A.9　Among the 3 200 employed institutional residents with ID, great majority of them (96.2%) were engaged in the public administration, social and personal services sector.　(Table A3A.5)

Occupation

A3A.10　Some 99.7% of those 3 200 employed institutional residents with ID were workers in elementary occupations.　(Table A3A.5)

Monthly employment earnings

A3A.11　Some 1 700 employed institutional residents with ID earned less than $1,000 each month, and majority of them were working in sheltered workshops. The median monthly employment earnings of these 3 200 employed institutional residents with ID was $800. The median monthly employment earnings was $3,000 if those working in sheltered workshops were excluded.　(Table A3A.5)

表 A3A.1 按年齡／性別劃分的住院智障人士數目
Table A3A.1 Institutional residents with intellectual disability by age/sex

年齡組別／性別 Age group / Sex	住院智障人士 Institutional residents with intellectual disability			整體人口 Total population
	人數 No. of persons	百分比 %	比率* Rate*	百分比 %
年齡組別 Age group				
< 15	700	6.2	0.1	11.6
15 - 29	1 200	9.7	0.1	15.2
30 - 39	2 200	18.4	0.2	15.5
40 - 49	2 700	22.1	0.2	15.4
50 - 59	2 700	22.0	0.2	16.1
≥ 60	2 600	21.7	0.1	26.2
年齡中位數（歲） Median age (years)		46		45
性別 Sex				
男 Male	6 800	55.8	0.2	45.6
女 Female	5 400	44.2	0.1	54.4
合計 Overall	12 200	100.0	0.2	100.0

註釋： * 在個別年齡／性別組別中佔所有人士的百分比。例如，在所有年齡小於15歲人士中，0.1%為住院智障人士。

有關列載在本附錄的數據的背景，請參閱本報告書第4章第4.9 - 4.16段「低估智障人士數目的情況」一節。

Notes: * As a percentage of all persons in the respective age/sex groups. For example, among all persons aged below 15, 0.1% were institutional residents with intellectual disability.

Please see the section "Under-estimation in respect of persons with intellectual disability" in paragraphs 4.9 - 4.16 in Chapter 4 of this report regarding the background about the figures presented in this Appendix.

表 A3A.2 按婚姻狀況／教育程度劃分的住院智障人士數目
Table A3A.2 Institutional residents with intellectual disability by marital status / educational attainment

婚姻狀況／教育程度 Marital status / Educational attainment	住院智障人士 Institutional residents with intellectual disability 人數 No. of persons	百分比 %	整體人口 Total population 百分比 %
婚姻狀況 Marital status			
從未結婚 Never married	11 500	94.6	37.4
已婚／喪偶／分居／離婚 Currently married / widowed / separated / divorced	700	5.4	62.6
教育程度 Educational attainment			
未受教育／學前教育 No schooling / pre-primary	1 900	15.8	8.1
小學 Primary	2 300	18.8	17.7
初中／高中 Lower/upper secondary	7 700	63.0	44.0
專上教育 Post-secondary	300	2.3	30.1
總計 Total	12 200	100.0	100.0

註釋： 有關列載在本附錄的數據的背景，請參閱本報告書第4章第4.9 - 4.16段「低估智障人士數目的情況」一節。

Note: Please see the section "Under-estimation in respect of persons with intellectual disability" in paragraphs 4.9 - 4.16 in Chapter 4 of this report regarding the background about the figures presented in this Appendix.

表 A3A.3 按居住地區劃分的住院智障人士數目
Table A3A.3 Institutional residents with intellectual disability by area of residence

居住地區 Area of residence	住院智障人士 Institutional residents with intellectual disability 人數 No. of persons	百分比 %	整體人口 Total population 百分比 %
香港島[1] Hong Kong Island[1]	1 900	15.8	16.4
九龍東[2] Kowloon East[2]	2 100	17.1	20.5
九龍西[3] Kowloon West[3]	700	6.0	10.2
新界東[4] New Territories East[4]	2 500	20.5	24.0
新界西[5] New Territories West[5]	4 900	40.5	28.9
總計 Total	12 200	100.0	100.0

註釋：
(1) 香港島包括中西區、灣仔、東區及南區區議會分區。
(2) 九龍東包括觀塘、黃大仙及九龍城區議會分區。
(3) 九龍西包括油尖旺及深水埗區議會分區。
(4) 新界東包括沙田、西貢、大埔及北區區議會分區。
(5) 新界西包括葵青、荃灣、屯門、元朗及離島區議會分區。
有關列載在本附錄的數據的背景，請參閱本報告書第4章第4.9 - 4.16段「低估智障人士數目的情況」一節。

Notes:
(1) Hong Kong Island includes Central and Western, Wan Chai, Eastern and Southern District Council districts.
(2) Kowloon East includes Kwun Tong, Wong Tai Sin and Kowloon City District Council districts.
(3) Kowloon West includes Yau Tsim Mong and Sham Shui Po District Council districts.
(4) New Territories East includes Sha Tin, Sai Kung, Tai Po and North District Council districts.
(5) New Territories West includes Kwai Tsing, Tsuen Wan, Tuen Mun, Yuen Long and Islands District Council districts.
Please see the section "Under-estimation in respect of persons with intellectual disability" in paragraphs 4.9 - 4.16 in Chapter 4 of this report regarding the background about the figures presented in this Appendix.

表 A3A.4 按年齡／經濟活動身分劃分的住院智障人士數目
Table A3A.4 Institutional residents with intellectual disability by age / economic activity status

年齡組別／*經濟活動身分* Age group / *Economic activity status*	住院智障人士 Institutional residents with intellectual disability 人數 No. of persons	百分比 %	整體人口 Total population 百分比 %
年齡15歲及以上 **Aged 15 and over**	**11 400**	**100.0**	**100.0**
從事經濟活動 *Economically active*	*3 200*	*28.2*	*58.9*
就業人士 Employed persons	3 200	28.2	55.5
失業人士 Unemployed persons	‡	‡ [‡]*	3.4 [5.8]*
非從事經濟活動 *Economically inactive*	*8 200*	*71.8*	*41.1*
年齡18 - 64歲 **Aged 18 - 64**	**9 700**	**100.0**	**100.0**
從事經濟活動 *Economically active*	*2 900*	*29.9*	*73.4*
就業人士 Employed persons	2 900	29.9	69.1
失業人士 Unemployed persons	‡	‡ [‡]*	4.3 [5.9]*
非從事經濟活動 *Economically inactive*	*6 800*	*70.1*	*26.6*

註釋： ‡ 由於抽樣誤差甚大，數目少於250的估計（包括數值為零的數字）或基於這些估計而編製的相關統計數字（如百分比）不予公布。

* 方括號內的數字顯示在個別年齡組別中所有住院智障人士／整體人口的失業率。

有關列載在本附錄的數據的背景，請參閱本報告書第4章第4.9 - 4.16段「低估智障人士數目的情況」一節。

Notes: ‡ Estimates less than 250 (including zero figures) and related statistics derived based on such estimates (e.g. percentages) are not released due to very large sampling errors.

* Figures in square brackets represent the unemployment rates of all institutional residents with intellectual disability / total population in the specific age groups.

Please see the section "Under-estimation in respect of persons with intellectual disability" in paragraphs 4.9 - 4.16 in Chapter 4 of this report regarding the background about the figures presented in this Appendix.

表 A3A.5 按行業／職業／每月就業收入劃分的就業住院智障人士數目
Table A3A.5 Employed institutional residents with intellectual disability by industry / occupation / monthly employment earnings

行業／職業／每月就業收入（港元） Industry / Occupation / Monthly employment earnings (HK$)	就業住院智障人士 Employed institutional residents with intellectual disability 人數 No. of persons	百分比 %	整體就業人口 Total employed population 百分比 %
行業 Industry			
公共行政、社會及個人服務 Public administration, social and personal services	3 100	96.2	30.2
其他行業 Other industries	‡	‡	69.8
職業 Occupation			
非技術工人 Elementary occupations	3 200	99.7	20.6
其他職業 Other occupations	‡	‡	79.4
每月就業收入（港元） Monthly employment earnings (HK$)			
< 1,000	1 700	54.0	1.4
≥ 1,000	1 500	46.0	98.6
總計 Total	3 200	100.0	100.0
每月就業收入中位數（港元） Median monthly employment earnings (HK$)	800 (3,000)		17,700

註釋： ‡ 由於抽樣誤差甚大，數目少於250的估計（包括數值為零的數字）或基於這些估計而編製的相關統計數字（如百分比）不予公布。
括號內的數字顯示撇除在庇護工場工作的就業住院智障人士後的相應數字。
有關列載在本附錄的數據的背景，請參閱本報告書第4章第4.9 - 4.16段「低估智障人士數目的情況」一節。

Notes: ‡ Estimates less than 250 (including zero figures) and related statistics derived based on such estimates (e.g. percentages) are not released due to very large sampling errors.
Figure in bracket represents the corresponding figure for employed institutional residents with intellectual disability after excluding those working in sheltered workshops.
Please see the section "Under-estimation in respect of persons with intellectual disability" in paragraphs 4.9 - 4.16 in Chapter 4 of this report regarding the background about the figures presented in this Appendix.

附錄 3（乙） 從專題訪問估計所得有關居住在住戶內的智障人士的人口及社會經濟概況

Appendix 3B Demographic and socio-economic profiles of persons with intellectual disability residing in households as estimated from the special topic enquiry

A3B.1 整合截至 2021 年 3 月時於康復服務中央檔案室及其他政府政策局／部門的行政記錄中登記的人士中，約有 41 400 名智障人士。假設見於康復服務中央檔案室及相關行政記錄的 41 400 名智障人士中，約 12 200 名是住院人士；而在院舍統計調查所得的結果可直接反映該 12 200 名智障人士的概況（主要結果列載於附錄 3（甲）），可得出約有 29 200 名智障人士是居住在住戶內，而有關他們的性別及年齡的概況亦可根據康復服務中央檔案室及相關行政記錄計算得到。因此，採用康復服務中央檔案室及相關行政記錄的有關數字為控制總數，並套用在是項統計調查中搜集得的有關居住在住戶內的智障人士的統計調查結果，便可估算該 29 200 名居住在住戶內智障人士的人口及社會經濟概況。

A3B.1 As at March 2021, there were 41 400 registrants with intellectual disability (ID) consolidating from the Central Registry for Rehabilitation (CRR) and administrative records from the other Government bureaux/departments. On the assumption that some 12 200 of those 41 400 registrants with ID found in the CRR and relevant administrative records were institutional residents and their profiles from the institutions survey (major findings presented in Appendix 3A) could be directly adopted, a probable estimate of some 29 200 persons with ID residing in households and their sex-age profile could be computed based on the CRR and relevant administrative records. Accordingly, using the figures in the CRR and relevant administrative records as the control total and applying the survey results pertaining to persons with ID residing in households, some demographic and socio-economic profiles of those 29 200 persons with ID residing in households could be derived.

A3B.2 本附錄列載該 29 200 名居住在住戶內的智障人士的人口及社會經濟概況。鑑於該些數據是基於某些假設及局限的情況下編製（詳情請參閱本報告書第 4 章第 4.9 - 4.16 段「低估智障人士數目的情況」一節），所以該些數據只供粗略參考之用，並須謹慎闡釋。由於是次統計調查涵蓋的行政記錄來源較多，結果不能與 2013 年的相關結果作直接比較。

A3B.2 The demographic and socio-economic profiles of these 29 200 persons with ID residing in households as presented in this Appendix are subject to certain assumptions and limitations. (For details, please see the section "Under-estimation in respect of persons with intellectual disability" in paragraphs 4.9 - 4.16 in Chapter 4 of this report.) They are hence provided for crude reference only and should be interpreted with caution. Since more administrative data sources are covered in this round of the survey, the results are not strictly comparable with the results concerned in 2013.

A3B.3 為方便分析居住在住戶內的智障人士的概況，有關 2020 年全港整體人口的相應特徵（主要根據「綜合住戶統計調查」所得的資料估計），亦適當地展列在本附錄的統計表內，以作比較。

A3B.3 To facilitate analysis of the profile of persons with ID residing in households, the corresponding characteristics of the total population of Hong Kong in 2020 (as estimated mainly based on the findings of the General Household Survey) are also presented in the tables in this Appendix for comparison where applicable.

居住在住戶內的智障人士的概況

年齡／性別

A3B.4 在該 29 200 名居住在住戶內的智障人士中，15 歲以下人士佔 15.3%，15 - 29 歲人士佔 42.3%，而 30 - 39 歲人士則佔 21.2%。居住在住戶內的 29 200 名智障人士的年齡中位數為 27 歲。 （表 A3B.1）

A3B.5 按性別分析，居住在住戶內的智障人士中，男性約佔 63.0%，而女性則佔 37.0%。（表 A3B.1）

婚姻狀況

A3B.6 按婚姻狀況分析，在該 29 200 名居住在住戶內的智障人士中，大部分（95.3%）為從未結婚人士。 （表 A3B.2）

教育程度

A3B.7 在居住在住戶內的智障人士中，具中學教育程度者佔 59.4%，具小學及以下教育程度者佔 33.1%，而具專上教育程度者佔 7.5%。（表 A3B.2）

居住地區

A3B.8 就居住在住戶內的智障人士而言，他們最普遍居住的三個地區為新界西、九龍東及新界東。在該 29 200 名人士中，分別有 27.8%，27.2%及 22.5%居住於這三個地區。（表 A3B.3）

經濟活動身分

A3B.9 在該 24 800 名居住在住戶內的 15 歲及以上智障人士中，73.0%為非從事經濟活動人士。 （表 A3B.4）

行業

A3B.10 對 5 700 名居住在住戶內的就業智障人士而言，他們最普遍從事的行業類別為公共行政、社會及個人服務業，達 58.4%。 （表 A3B.5）

Profile of persons with intellectual disability residing in households

Age/sex

A3B.4 Among the 29 200 persons with ID residing in households, 15.3% were aged below 15, 42.3% were aged 15 - 29 and 21.2% were aged 30 - 39. The median age of these 29 200 persons was 27. (Table A3B.1)

A3B.5 Analysed by sex, males constituted some 63.0% of persons with ID residing in households, as compared with some 37.0% for their female counterparts. (Table A3B.1)

Marital status

A3B.6 Analysed by marital status, the majority (95.3%) of the 29 200 persons with ID residing in households were never married. (Table A3B.2)

Educational attainment

A3B.7 59.4% of the persons with ID residing in households had attained secondary education. Another 33.1% had attained primary education and below while 7.5% had attained post-secondary education. (Table A3B.2)

Area of residence

A3B.8 The three most common areas of residence of persons with ID residing in households were New Territories West, Kowloon East and New Territories East. About 27.8%, 27.2% and 22.5% of those 29 200 persons lived in each of these three areas respectively. (Table A3B.3)

Economic Activity status

A3B.9 Among the 24 800 persons aged 15 and over with ID residing in households, 73.0% were economically inactive persons. (Table A3B.4)

Industry

A3B.10 For the 5 700 employed persons with ID residing in households, the most common industry sector which they were engaged in was the public

職業

A3B.11 該 5 700 名居住在住戶內的就業智障人士中，78.2%為非技術工人。 （表 A3B.5）

每月就業收入

A3B.12 該 5 700 名居住在住戶內的就業智障人士的每月就業收入中位數只得$4,000，可能因為他們大部分在庇護工場工作。撇除在庇護工場工作的就業智障人士，每月就業收入中位數為$8,000。 （表 A3B.6）

administration, social and personal services sector, at 58.4%. (Table A3B.5)

Occupation

A3B.11 78.2% of those 5 700 employed persons with ID residing in households were workers in elementary occupations. (Table A3B.5)

Monthly employment earnings

A3B.12 The median monthly employment earnings of these 5 700 employed persons with ID residing in households was only $4,000, probably because majority of them were working in sheltered workshops. The median monthly employment earnings was $8,000 after excluding those working in sheltered workshops. (Table A3B.6)

表 A3B.1 按年齡／性別劃分的居住在住戶內的智障人士數目
Table A3B.1 Persons with intellectual disability residing in households by age/sex

	居住在住戶內的智障人士 Persons with intellectual disability residing in households			整體人口 Total population
年齡組別／性別 Age group / Sex	人數 No. of persons	百分比 %	比率* Rate*	百分比 %
年齡組別 Age group				
< 15	4 500	15.3	0.5	11.6
15 - 29	12 400	42.3	1.1	15.2
30 - 39	6 200	21.2	0.5	15.5
40 - 49	3 300	11.3	0.3	15.4
50 - 59	1 900	6.5	0.2	16.1
≥ 60	1 000	3.5	0.1	26.2
年齡中位數（歲） Median age (years)		27		45
性別 Sex				
男 Male	18 400	63.0	0.5	45.6
女 Female	10 800	37.0	0.3	54.4
合計 Overall	29 200	100.0	0.4	100.0

註釋： * 在個別年齡／性別組別中佔所有人士的百分比。例如，在所有年齡小於15歲人士中，0.5%為居住在住戶內的的智障人士。

編製上表所載的數據時，是基於某些假設（例如在康復服務中央檔案室及其他相關服務的行政記錄中登記的41 400名智障人士中，有12 200人為住院人士）及局限（例如數據有一定的低估程度）。故此該些數據只供粗略參考之用，並須謹慎闡釋。有關列載在本附錄的數據的背景，請參閱本報告書第4章第4.9 - 4.16段「低估智障人士數目的情況」一節。

Notes: * As a percentage of all persons in the respective age/sex groups. For example, among all persons aged below 15, 0.5% were persons with intellectual disability residing in households.

Figures in the above table are provided for crude reference only and should be interpreted with caution, as they are subject to certain assumptions (e.g. some 12 200 of those 41 400 registrants with intellectual disability in the Central Registry for Rehabilitation and other administrative records pertaining to relevant services were institutional residents) and limitations (e.g. the existence of certain degree of under-estimation). Please see the section "Under-estimation in respect of persons with intellectual disability" in paragraphs 4.9 - 4.16 in Chapter 4 of this report regarding the background about the figures presented in this Appendix.

表 A3B.2 按婚姻狀況／教育程度劃分的居住在住戶內的智障人士數目
Table A3B.2 Persons with intellectual disability residing in households by marital status / educational attainment

婚姻狀況／教育程度 Marital status / Educational attainment	居住在住戶內的智障人士 Persons with intellectual disability residing in households 人數 No. of persons	百分比 %	整體人口 Total population 百分比 %
婚姻狀況 Marital status			
從未結婚 Never married	27 900	95.3	37.4
已婚／喪偶／分居／離婚 Currently married / widowed / separated / divorced	1 400	4.7	62.6
教育程度 Educational attainment			
未受教育／學前教育 No schooling / pre-primary	2 600	9.0	8.1
小學 Primary	7 000	24.1	17.7
初中／高中 Lower/upper secondary	17 300	59.4	44.0
專上教育 Post-secondary	2 200	7.5	30.1
總計 Total	29 200	100.0	100.0

註釋： 編製上表所載的數據時，是基於某些假設（例如在康復服務中央檔案室及其他相關服務的行政記錄中登記的41 400名智障人士中，有12 200人為住院人士）及局限（例如數據有一定的低估程度）。故此該些數據只供粗略參考之用，並須謹慎闡釋。有關列載在本附錄的數據的背景，請參閱本報告書第4章第4.9 - 4.16段「低估智障人士數目的情況」一節。

Note: Figures in the above table are provided for crude reference only and should be interpreted with caution, as they are subject to certain assumptions (e.g. some 12 200 of those 41 400 registrants with intellectual disability in the Central Registry for Rehabilitation and other administrative records pertaining to relevant services were institutional residents) and limitations (e.g. the existence of certain degree of under-estimation). Please see the section "Under-estimation in respect of persons with intellectual disability" in paragraphs 4.9 - 4.16 in Chapter 4 of this report regarding the background about the figures presented in this Appendix.

表 A3B.3 按居住地區劃分的居住在住戶內的智障人士數目
Table A3B.3 Persons with intellectual disability residing in households by area of residence

居住地區 Area of residence	居住在住戶內的智障人士 Persons with intellectual disability residing in households 人數 No. of persons	百分比 %	整體人口 Total population 百分比 %
香港島(1) Hong Kong Island(1)	4 100	14.0	16.4
九龍東(2) Kowloon East(2)	7 900	27.2	20.5
九龍西(3) Kowloon West(3)	2 500	8.5	10.2
新界東(4) New Territories East(4)	6 600	22.5	24.0
新界西(5) New Territories West(5)	8 100	27.8	28.9
總計 Total	29 200	100.0	100.0

註釋：
(1) 香港島包括中西區、灣仔、東區及南區區議會分區。
(2) 九龍東包括觀塘、黃大仙及九龍城區議會分區。
(3) 九龍西包括油尖旺及深水埗區議會分區。
(4) 新界東包括沙田、西貢、大埔及北區區議會分區。
(5) 新界西包括葵青、荃灣、屯門、元朗及離島區議會分區。

編製上表所載的數據時，是基於某些假設（例如在康復服務中央檔案室及其他相關服務的行政記錄中登記的41 400名智障人士中，有12 200人為住院人士）及局限（例如數據有一定的低估程度）。故此該些數據只供粗略參考之用，並須謹慎闡釋。有關列載在本附錄的數據的背景，請參閱本報告書第4章第4.9 - 4.16段「低估智障人士數目的情況」一節。

Notes:
(1) Hong Kong Island includes Central and Western, Wan Chai, Eastern and Southern District Council districts.
(2) Kowloon East includes Kwun Tong, Wong Tai Sin and Kowloon City District Council districts.
(3) Kowloon West includes Yau Tsim Mong and Sham Shui Po District Council districts.
(4) New Territories East includes Sha Tin, Sai Kung, Tai Po and North District Council districts.
(5) New Territories West includes Kwai Tsing, Tsuen Wan, Tuen Mun, Yuen Long and Islands District Council districts.

Figures in the above table are provided for crude reference only and should be interpreted with caution, as they are subject to certain assumptions (e.g. some 12 200 of those 41 400 registrants with intellectual disability in the Central Registry for Rehabilitation and other administrative records pertaining to relevant services were institutional residents) and limitations (e.g. the existence of certain degree of under-estimation). Please see the section "Under-estimation in respect of persons with intellectual disability" in paragraphs 4.9 - 4.16 in Chapter 4 of this report regarding the background about the figures presented in this Appendix.

表 A3B.4 按年齡／經濟活動身分劃分的居住在住戶內的智障人士數目
Table A3B.4 Persons with intellectual disability residing in households by age / economic activity status

年齡組別／*經濟活動身分* Age group / *Economic activity status*	居住在住戶內的智障人士 Persons with intellectual disability residing in households 人數 No. of persons	百分比 %	整體人口 Total population 百分比 %
年齡15歲及以上 **Aged 15 and over**	**24 800**	**100.0**	**100.0**
從事經濟活動 *Economically active*	*6 700*	*27.0*	*58.9*
就業人士 Employed persons	5 700	23.0	55.5
失業人士 Unemployed persons	1 000	4.1 [15.0]*	3.4 [5.8]*
非從事經濟活動 *Economically inactive*	*18 100*	*73.0*	*41.1*
年齡18 - 64歲 **Aged 18 - 64**	**22 000**	**100.0**	**100.0**
從事經濟活動 *Economically active*	*6 500*	*29.7*	*73.4*
就業人士 Employed persons	5 500	25.2	69.1
失業人士 Unemployed persons	1 000	4.6 [15.3]*	4.3 [5.9]*
非從事經濟活動 *Economically inactive*	*15 500*	*70.3*	*26.6*

註釋： * 方括號內的數字顯示在個別年齡組別中所有居住在住戶內的智障人士／整體人口的失業率。

編製上表所載的數據時，是基於某些假設（例如在康復服務中央檔案室及其他相關服務的行政記錄中登記的41 400名智障人士中，有12 200人為住院人士）及局限（例如數據有一定的低估程度）。故此該些數據只供粗略參考之用，並須謹慎闡釋。有關列載在本附錄的數據的背景，請參閱本報告書第4章第4.9 - 4.16段「低估智障人士數目的情況」一節。

Notes: * Figures in square brackets represent the unemployment rates of all persons with intellectual disability residing in households / total population in the specific age groups.

Figures in the above table are provided for crude reference only and should be interpreted with caution, as they are subject to certain assumptions (e.g. some 12 200 of those 41 400 registrants with intellectual disability in the Central Registry for Rehabilitation and other administrative records pertaining to relevant services were institutional residents) and limitations (e.g. the existence of certain degree of under-estimation). Please see the section "Under-estimation in respect of persons with intellectual disability" in paragraphs 4.9 - 4.16 in Chapter 4 of this report regarding the background about the figures presented in this Appendix.

表 A3B.5 按行業／職業劃分的居住在住戶內的就業智障人士數目
Table A3B.5 Employed persons with intellectual disability residing in households by industry/occupation

行業／職業 Industry/Occupation	居住在住戶內的就業智障人士 Employed persons with intellectual disability residing in households 人數 No. of persons	百分比 %	整體就業人口 Total employed population 百分比 %
行業 Industry			
零售、住宿及膳食服務 Retail, accommodation and food services	1 200	20.4	14.1
金融、保險、地產、專業及商用服務 Financing, insurance, real estate, professional and business services	500	8.0	23.1
公共行政、社會及個人服務 Public administration, social and personal services	3 300	58.4	30.2
其他行業 Other industries	700	13.1	32.6
職業 Occupation			
非技術工人 Elementary occupations	4 400	78.2	20.6
其他職業 Other occupations	1 200	21.8	79.4
總計 Total	5 700	100.0	100.0

註釋： 編製上表所載的數據時，是基於某些假設（例如在康復服務中央檔案室及其他相關服務的行政記錄中登記的41 400名智障人士中，有12 200人為住院人士）及局限（例如數據有一定的低估程度）。故此該些數據只供粗略參考之用，並須謹慎闡釋。有關列載在本附錄的數據的背景，請參閱本報告書第4章第4.9 - 4.16段「低估智障人士數目的情況」一節。

Note: Figures in the above table are provided for crude reference only and should be interpreted with caution, as they are subject to certain assumptions (e.g. some 12 200 of those 41 400 registrants with intellectual disability in the Central Registry for Rehabilitation and other administrative records pertaining to relevant services were institutional residents) and limitations (e.g. the existence of certain degree of under-estimation). Please see the section "Under-estimation in respect of persons with intellectual disability" in paragraphs 4.9 - 4.16 in Chapter 4 of this report regarding the background about the figures presented in this Appendix.

表 A3B.6 按每月就業收入劃分的居住在住戶內的就業智障人士數目
Table A3B.6 Employed persons with intellectual disability residing in households by monthly employment earnings

	居住在住戶內的就業智障人士 Employed persons with intellectual disability residing in households		整體就業人口 Total employed population
每月就業收入（港元） Monthly employment earnings (HK$)	人數 No. of persons	百分比 %	百分比 %
< 1,000	1 300	23.7	1.4
1,000 - 1,999	1 000	17.1	0.6
2,000 - 3,999	500	8.7	1.6
≥ 4,000	2 900	50.5	96.3
總計 Total	5 700	100.0	100.0
每月就業收入中位數（港元） Median monthly employment earnings (HK$)	4,000 (8,000)		17,700

註釋： 括號內的數字顯示撇除在庇護工場工作的居住在住戶內的就業智障人士後的相應數字。
編製上表所載的數據時，是基於某些假設（例如在康復服務中央檔案室及其他相關服務的行政記錄中登記的41 400名智障人士中，有12 200人為住院人士）及局限（例如數據有一定的低估程度）。故此該些數據只供粗略參考之用，並須謹慎闡釋。有關列載在本附錄的數據的背景，請參閱本報告書第4章第4.9 - 4.16段「低估智障人士數目的情況」一節。

Notes: Figure in bracket represents the corresponding figure for employed persons with intellectual disability residing in households after excluding those working in sheltered workshops.
Figures in the above table are provided for crude reference only and should be interpreted with caution, as they are subject to certain assumptions (e.g. some 12 200 of those 41 400 registrants with intellectual disability in the Central Registry for Rehabilitation and other administrative records pertaining to relevant services were institutional residents) and limitations (e.g. the existence of certain degree of under-estimation). Please see the section "Under-estimation in respect of persons with intellectual disability" in paragraphs 4.9 - 4.16 in Chapter 4 of this report regarding the background about the figures presented in this Appendix.

附錄 3（丙） 智障人士總數的統計評估
Appendix 3C Statistical assessment on the total number of persons with intellectual disability

A3C.1 由於智障是一個十分敏感的課題，在統計調查中搜集智障人士的資料遇到一定的困難。譬如說，在進行統計調查時，訪問人員留意到有部分受訪者被問及有關這項敏感課題的問題時，表現不安。其中特別是大部分的智障人士均未能親自回答有關問題，由住戶成員或照顧者代答的情況是無可避免的。由於訪問人員未能直接訪問部分智障人士，透過細心留意受訪者的外觀及行為以界定受訪者是否智障人士的可能性極為有限。

A3C.1 Intellectual disability (ID) is a very sensitive topic. Difficulty was encountered when collecting information on persons with ID under the setting of a statistical survey. For instance, in the course of this survey, it was observed by the interviewers that some respondents felt uneasy when being asked questions related to this sensitive topic. Besides, proxy reporting by household members or carers could not be avoided as most of the persons with ID could not answer the questions on their own. The possibility of identifying those persons with ID through observing their appearance and behaviour was limited as the interviewers could not have direct contact with some persons with ID.

A3C.2 除此之外，鑑於對學習及明白事物有困難人士並不一定是智障人士，在是項統計調查中，只有曾被合資格的醫務人員診斷為智障的人士才會被界定為智障人士。採用上述的定義表示在界定受訪者是否為智障人士時，那些被懷疑是智障但尚未獲診斷為智障的人士（特別是那些接近輕度智障的學習遲緩人士）則不會被包括在統計調查內。此外，在往時，智障並不像現時般較為人認識。以往，有些智障人士（特別是那些成年人士）可能從未為其智障的情況而被合資格的醫務人員確定有該項殘疾，所以即使他們實際是智障人士，在是項統計調查中，亦不會被界定為智障。

A3C.2 This apart, considering that persons who have difficulty in learning and understanding things are not necessarily persons with ID, only those persons who had been diagnosed by qualified health personnel as having ID were classified as persons with ID in the context of this survey. The adoption of such definition means that those who were suspected to have ID but not yet so diagnosed (especially those slow-learners with marginally mild grade of ID) were not included in the survey. Moreover, ID was less commonly known in the past. Some persons with ID (especially those adults) might not have consulted qualified health personnel about their ID in the past and thus were not classified as persons with ID (even though they actually were) in the survey.

A3C.3 由於上述的問題，在是項統計調查中，有關智障人士的統計調查結果相信會有一定程度的低估情況，因此有關數據並沒有包括在本報告書的主要分析內。詳情請參閱本報告書第 4 章第 4.9 - 4.16 段「低估智障人士數目的情況」一節。

A3C.3 As a result of the above problems, the survey findings pertaining to persons with ID are considered to be subject to a certain degree of under-estimation and therefore not included in the main analysis in this report. For details, please see the section "Under-estimation in respect of persons with intellectual disability" in paragraphs 4.9 - 4.16 in Chapter 4 of this report.

A3C.4 參考多項有關的行政記錄及專題訪問與院舍統計調查的概括結果，可對全港智障人士的總數進行統計評估。基於不同假設而進行的兩個統計評估方案陳列如下，以作概括參考。

A3C.4 With reference to the administrative records from various relevant sources and also some broad findings of the special topic enquiry (STE) and the institutions survey, a statistical assessment on the total number of persons with ID in Hong Kong could be made. Two scenarios of the statistical assessment based on different assumptions are set out below for broad reference.

統計評估方案 1

Statistical Assessment Scenario 1

A3C.5 在香港，大部分智障學生就讀於特殊學校，有些則就讀於職業訓練局的技能訓練中心或透過教育局提供的特殊教育服務於普通學校就讀。根據有關機構的行政記錄，在統計時，約有 8 200 名智障人士正就讀於該些院校。

A3C.5 The majority of students with ID in Hong Kong are studying in special schools. Besides, some are in Vocational Training Council Skill Centres, and some in ordinary schools provided with special education services by the Education Bureau. According to the administrative records of relevant parties, some 8 200 persons with ID were studying in those institutes at the time of the survey.

A3C.6 根據院舍統計調查的結果，在非從事經濟活動智障人士中，學生與非學生的比率約為一比六。

A3C.6 The institutions survey recorded that the ratio of students to non-students amongst persons with ID who were economically inactive was around 1:6.

A3C.7 因此，可計算出非從事經濟活動智障人士總數（包括居住在住戶及院舍內的智障人士）可能是 56 000 人左右[≈ 8 200 × (1 + 6)，但受進位影響]。

A3C.7 It is therefore likely that the total number of economically inactive persons with ID (including those in households and those in institutions) might be in the region of 56 000 [≈ 8 200 × (1 + 6), subject to the effect of rounding].

A3C.8 再者，根據專題訪問及院舍統計調查的結果，非從事經濟活動智障人士與從事經濟活動智障人士的比率約為十四比五。若在統計評估中應用此比率，則**全港智障人士總數可能是 77 000 人左右**[≈ 56 000 × (14 + 5) ÷ 14]，即表示全港智障人士的普遍率約為 1.0%。

A3C.8 Furthermore, the findings of both the STE and the institutions survey showed that the ratio of economically inactive persons with ID to economically active persons with ID was around 14:5. Applying this ratio in the statistical assessment, **the total number of persons with ID in Hong Kong might be in the region of some 77 000** [≈ 56 000 × (14 + 5) ÷ 14], representing a prevalence rate of some 1.0% for persons with ID in Hong Kong.

統計評估方案 2

A3C.9 這個統計評估方案 2 採用了從有關六歲以下兒童（以下簡稱為「學前兒童」）的行政記錄中取得的附加資料。此評估方案是根據下列行政記錄、專題訪問和院舍統計調查的概括結果及一些假設而作出的：

(a) 約有 8 200 名智障人士正就讀於特殊學校、職業訓練局的技能訓練中心或透過教育局提供的特殊教育服務於普通學校就讀；

(b) 約 600 名智障的學前兒童正於康復服務中央轉介系統中輪候學前兒童康復服務，約佔該輪候冊內所有學前兒童的 7%；

(c) 根據有關機構的行政記錄，約有 14 200 名學前兒童正接受康復服務。參考上述(b)項中提及的百分比，當中可能有 1 100 人[≈14 200 × 7%]為智障人士；

(d) 根據院舍統計調查的結果，在非從事經濟活動智障人士中，學生及學前兒童相對於其他人士的比率約為一比六；及

(e) 根據專題訪問及院舍統計調查的結果，非從事經濟活動智障人士與從事經濟活動智障人士的比率約為十四比五。

Statistical Assessment Scenario 2

A3C.9 In this second scenario of statistical assessment, more supplementary information from administrative records pertaining to children aged below 6 (hereafter referred to as "pre-schoolers") had been made use of. This assessment scenario is based on the following administrative records, broad findings of the STE and the institutions survey as well as certain assumptions:

(a) some 8 200 students with ID were studying in special schools, Vocational Training Council Skill Centres, and ordinary schools provided with special education services by the Education Bureau;

(b) some 600 pre-schoolers with ID were waitlisted for pre-schooler rehabilitation services in the Central Referral System for Rehabilitation Services, constituting about 7% of all pre-schoolers on the waiting list;

(c) according to the administrative records of relevant parties, some 14 200 pre-schoolers were receiving rehabilitation services. Making reference to the proportion mentioned in item (b) above, it is likely that some 1 100 [≈ 14 200 × 7%] of them were persons with ID;

(d) the ratio of students and pre-schoolers relative to other persons amongst all persons with ID who were economically inactive was around 1:6 according to the findings of the institutions survey; and

(e) the findings of both the STE and the institutions survey showed that the ratio of economically inactive persons with ID to economically active persons with ID was around 14:5.

A3C.10 按上述(a)至(c)項資料而作出的統計評估，顯示智障學前兒童及智障學生的總數可能為 9 800 人左右[≈ 8 200 + 600 + 1 100]。再參考上述(d)項資料，另一個非從事經濟活動智障人士總數的估計可能是 66 000 人左右[≈ 9 800 × (1 + 6)，但受進位影響]。因此，**全港智障人士總數可能是 90 000 人左右**[≈ 66 000 × (14 + 5) ÷ 14]，佔全港人口約 1.2%。

A3C.10 Statistical assessment based on items (a) - (c) above shows that the total number of pre-schoolers and students with ID is likely to be some 9 800 [≈ 8 200 + 600 + 1 100]. Making further reference to item (d) above, another estimate for the total number of economically inactive persons with ID might be in the region of 66 000 [≈ 9 800 × (1 + 6), subject to the effect of rounding]. Subsequently, **the total number of persons with ID might be in the region of 90 000** [≈ 66 000 × (14 + 5) ÷ 14], constituting about 1.2% of the total population.

A3C.11 總括而言，**上述兩個統計評估方案顯示全港智障人士的總數可能為 77 000 人至 90 000 人左右**，即代表全港智障人士的普遍率為 1.0%至 1.2%。

A3C.11 In conclusion, **the two aforesaid scenarios of statistical assessment indicate that the total number of persons with ID in Hong Kong might be in the region of 77 000 - 90 000**, representing a prevalence rate of some 1.0% - 1.2% for persons with ID in Hong Kong.

外國類似統計調查的結果

A3C.12 以下列舉部分國家的統計部門根據類似的統計調查估計智障人士普遍率的數字，以作比較：

Findings of similar overseas surveys

A3C.12 To provide some relevant figures for comparison, the prevalence rates of persons with ID as estimated in similar surveys conducted by statistical offices of some overseas countries are given below :

統計部門 **Statistical office**	統計調查 **Survey**	名稱 **Terminology**	普遍率 **Prevalence rate**
澳大利亞統計局 Australian Bureau of Statistics	2018 年殘疾、年老及照顧者統計調查 2018 Survey of Disability, Ageing and Carers	智能及發展疾患 Intellectual and developmental disorders	1.1%
美國國家衛生統計中心 National Center for Health Statistics, the United States	2019 年國民健康訪問調查 2019 National Health Interview Survey	智力遲緩 Mental retardation	1.2%

附錄 4 按 2013 年原有定義編製的殘疾人士的人口及社會經濟概況
Appendix 4 Demographic and socio-economic profiles of persons with disabilities based on the original definition adopted in 2013

A4.1 因應搜集殘疾統計數字的最新國際發展，是次統計調查更新了四種選定殘疾類別（身體活動能力受限制、視覺有困難、聽覺有困難、溝通能力有困難）的定義（詳情請參閱本報告書第 3 章），相關的統計調查結果因而不能與以往的結果作直接比較。有見及此，本附錄提供根據 2013 年統計調查所採用的定義作補充分析，相關結果與 2013 年及 2006/07 年的結果大致可比，但不能與 2000 年的結果作直接比較。

A4.1 In relation to the latest international development in collecting statistical data on disability, the definitions for the four selected types of disability, viz. restriction in body movement, seeing difficulty, hearing difficulty and communication difficulty, have been updated in this round of the survey (please refer to Chapter 3 of this report for details). Thus, the survey findings concerned are not directly comparable with the past results. In view of this, supplementary analyses based on the definition adopted in the 2013 round of the survey are provided in this Appendix and the results concerned are largely comparable to the results in the 2013 round and the 2006/07 round, but are not strictly comparable with the results of the 2000 round.

A4.2 該四種選定殘疾類別在原有定義下，有使用輔助儀器／復康工具的人士，不論其困難程度均會被界定為殘疾人士。另外，有關困難程度只分為有困難及沒有困難。因此，在是項統計調查保留了關於輔助儀器／復康工具等問題，以估計在原有定義下的殘疾人士數目。可留意的是，原有定義會涵蓋大部分新定義下的殘疾人士，但相比起新定義，原有定義會攙雜了較多未必會被普遍視為殘疾的人士。

A4.2 In the original definition of those four selected types of disability, persons using specialised aids/tools, regardless of their level of difficulty, are defined as persons with disabilities. Besides, regarding the level of difficulty, it was only divided into "with difficulty" and "without difficulty". Therefore, some questions on specialised aids/tools were retained in the survey to estimate the number of persons with disabilities based on the original definition. It is noted that most persons with disabilities based on the updated definition are covered in the original definition, but more persons who may not be commonly regarded as persons with disabilities may have been included in the original definition when compared with the updated definition.

定義

Definition

A4.3 考慮到所搜集數據在本地的可比性，原有定義的「**殘疾人士**」包括的殘疾類別與新定義相同，除了原有定義下的「言語能力有困難」被「溝通能力有困難」取代。

A4.3 In consideration of the comparability of data locally, "**persons with disabilities**" in the original definition cover the same types of disability as in the updated definition, except the "speech difficulty" in the original definition is replaced by the "communication difficulty".

A4.4 該四種選定殘疾類別在**原有定義**的詳細定義分列如下：

A4.4 The detailed operational definitions based on **the original definition** by those four selected types of disability are set out below:

(A) 身體活動能力受限制

(A) Restriction in body movement

A4.5 「**身體活動能力受限制人士**」指任何人

A4.5 "**Persons with restriction in body**

士在統計時認為自己四肢或者身體有長期性的活動困難或正在使用一些特別四肢／身體活動輔助儀器／復康工具。

movement" were defined as those who had perceived themselves as having long-term mobility difficulty with extremities/body or using specialised aids/tools for extremities / body movement at the time of enumeration.

(B) 視覺有困難

A4.6 「**視覺有困難人士**」指任何人士在統計時認為自己在不論有或沒有配戴矯正眼鏡／隱形眼鏡的情況下一隻眼或雙眼有長期性的視覺困難或正在使用一些特別視覺輔助儀器／復康工具。然而，近視、遠視、散光及老花則不包括在內。

(B) Seeing difficulty

A4.6 "**Persons with seeing difficulty**" referred to those who had perceived themselves as having long-term difficulty in seeing with one eye or both eyes whether with or without correcting glasses / contact lenses or using specialised visual aids/tools at the time of enumeration. Nevertheless, nearsightedness, farsightedness, astigmatism and presbyopia were not included.

(C) 聽覺有困難

A4.7 「**聽覺有困難人士**」指任何人士在統計時認為自己在安靜環境下有長期性的聽覺困難或正在使用一些特別聽覺輔助儀器／復康工具。

(C) Hearing difficulty

A4.7 "**Persons with hearing difficulty**" were defined as those who had perceived themselves as having long-term difficulty in hearing in quiet environment or using specialised hearing aids/tools at the time of enumeration.

(D) 言語能力有困難

A4.8 「**言語能力有困難人士**」指任何人士在統計時認為自己以言語與別人溝通有長期性的困難或正在使用一些特別言語輔助儀器／復康工具。

(D) Speech difficulty

A4.8 "**Persons with speech difficulty**" referred to those who had perceived themselves as having long-term difficulty in speaking and being understood by others with verbal communication or using specialised speech aids/tools at the time of enumeration.

涵蓋範圍

A4.9 是項統計調查對於智障人士數目的估計相信會有一定程度的低估，本附錄的統計調查結果不會包括有關智障人士的統計調查結果（詳情請參閱本報告書第 4 章第 4.9 - 4.16 段）。

Coverage

A4.9 The estimates pertaining to persons with intellectual disability (ID) in the survey were considered to be subject to a certain degree of under-estimation. The survey findings presented in this Appendix do not cover those pertaining to persons with ID (for details, please refer to paragraphs 4.9 - 4.16 in Chapter 4 of this report).

A4.10 此附錄所列載的統計調查結果是根據原有定義下的殘疾人士的涵蓋範圍，以作比較及進行趨勢分析。

A4.10 The survey findings presented in this Appendix are based on the coverage of persons with disabilities under the original definition for comparison and trend analysis.

A4.11 為方便分析殘疾人士的概況，有關 2020 年全港整體人口的相關特徵（主要根據「綜合住戶統計調查」所得的資料估計），亦適當地展列

A4.11 To facilitate analysis of the profile of persons with disabilities, the corresponding characteristics of the total population of Hong Kong

在本附錄的統計表內，以作比較。

in 2020 (as estimated mainly based on the findings of the General Household Survey) are also presented in the tables in this Appendix for comparison where applicable.

I. 殘疾人士的概況

與過往統計調查比較

A4.12 在 2020 年，估計有 866 500 名殘疾人士（智障人士除外 – *請參考 A4.9 段*）。比 2013 年的 578 600 人增加了約 5 成。殘疾人士的整體普遍率（以佔全港整體人口的百分比計算）為 11.6%，而 2013 年的相應數字為 8.1%。一般來說，年齡愈年長的人士中，殘疾普遍率亦愈高，因此整體殘疾普遍率的上升，部分是由於近年人口老化所帶動。 （圖 A4.1 及表 A4.1a）

選定的殘疾類別

A4.13 按選定的殘疾類別分析，約 415 400 人表示身體活動能力受限制（在整體人口內的普遍率為 5.6%），199 600 人視覺有困難（普遍率為 2.7%），246 200 人聽覺有困難（普遍率為 3.3%）及 73 500 人言語能力有困難（普遍率為 1.0%）。 （表 A4.1a）

住處類別

A4.14 在該 866 500 名殘疾人士中，約 91.2% 居住於住戶內；而 8.8%則居住於院舍（包括社會福利院舍、長期護理醫院、康復中心及私營安老院等）。70 歲及以上長者居住於院舍的比例最高，為 12.9%。 （圖 A4.2）

只有一種／有多於一種殘疾類別

A4.15 在 866 500 名殘疾人士中，約 572 600 人（66.1%）表示只有單一種殘疾類別，其餘

I. General profile of persons with disabilities

Comparison with previous survey

A4.12 In 2020, it was estimated that there were 866 500 persons with disabilities (excluding persons with ID - *see paragraph A4.9*), an increase of some 50% as compared with 578 600 persons in 2013. The overall prevalence rate of persons with disabilities (expressed as a percentage of the total population of Hong Kong) was 11.6%, as against 8.1% in 2013. As the prevalence rate of disability was higher for older persons in general, the increase in overall prevalence rate of disability was partly attributable to the ageing population in recent years. (Chart A4.1 and Table A4.1a)

Selected type of disability

A4.13 Analysed by selected type of disability, some 415 400 persons reported that they were with restriction in body movement (with a prevalence rate of 5.6% among the total population), 199 600 persons were with seeing difficulty (prevalence rate of 2.7%), 246 200 persons were with hearing difficulty (prevalence rate of 3.3%) and 73 500 persons were with speech difficulty (prevalence rate of 1.0%). (Table A4.1a)

Type of residence

A4.14 Some 91.2% of the 866 500 persons with disabilities were residing in households while 8.8% were residing in institutions (including social welfare institutions, long-stay care hospitals, rehabilitation centres and private homes for the elderly, etc.). Older persons aged 70 and over had the highest proportion of residing in institutions, at 12.9%. (Chart A4.2)

With single disability / multiple disabilities

A4.15 Of those 866 500 persons with disabilities, some 572 600 (66.1%) cited that they were with single disability. The remaining

293 900 人（33.9%）則表示有多於一種殘疾類別。按選定的殘疾類別分析，視覺有困難、聽覺有困難及言語能力有困難人士，較可能同時間有多於一種殘疾類別。由於智障並不包括在本章的分析中，部分只有單一種殘疾類別人士，可能同時有智障的情況。 （表 A4.1a）

293 900 persons (33.9%) were with multiple disabilities. Analysed by selected type of disability, persons with seeing difficulty, hearing difficulty and speech difficulty tended to have a higher chance of having multiple disabilities. Since ID was not included in the analysis of this Chapter, some persons with single disability might have the condition of ID at the same time. (Table A4.1a)

年齡／性別

Age/sex

A4.16 按年齡組別分析，在 866 500 名殘疾人士中，70 歲及以上人士佔 48.3%，60 - 69 歲人士佔 18.4%，而 50 - 59 歲人士則佔 11.9%。殘疾人士的年齡中位數為 69 歲，較整體人口的年齡中位數的 45 歲為高。年長人士較普遍有殘疾的情況，70 歲及以上人士的殘疾普遍率最高，達 45.7%，而 15 歲以下人士的普遍率則為 5.7%。一般來說，在年齡愈年長的人士中，殘疾普遍率亦愈高。 （表 A4.1b）

A4.16 Analysed by age group, 48.3% of the 866 500 persons with disabilities were aged 70 and over, 18.4% were aged 60 - 69 and 11.9% were aged 50 - 59. The median age of persons with disabilities was 69, which was higher than that of 45 for the total population. Disability was more common among older persons. Persons aged 70 and over had the highest prevalence rate of disability, at 45.7%, as compared with 5.7% for persons aged below 15. The prevalence rate of disability was higher for older persons in general. (Table A4.1b)

A4.17 按性別分析，女性殘疾人士較男性為多，分別佔所有殘疾人士的 56.5%及 43.5%。而女性的殘疾普遍率亦較男性的為高。女性的殘疾普遍率為 12.1%，而男性的殘疾普遍率則為 11.0%。 （表 A4.1b）

A4.17 Analysed by sex, there were more females with disabilities than males, constituting 56.5% and 43.5% of all persons with disabilities respectively. Females also had a higher prevalence rate of disability than their male counterparts, at 12.1% and 11.0% respectively. (Table A4.1b)

婚姻狀況

Marital status

A4.18 在 866 500 名殘疾人士中，大部分（78.8%）為曾經結婚人士（包括已婚人士及喪偶／分居／離婚者，分別佔所有殘疾人士的 46.7%及 32.1%）。而在整體人口中，曾經結婚人士只佔 62.6%。 （表 A4.1c）

A4.18 Of the 866 500 persons with disabilities, the majority (78.8%) were ever married persons (including 46.7% being currently married and 32.1% being widowed/separated/divorced). The corresponding percentage was 62.6% for the total population. (Table A4.1c)

教育程度

Educational attainment

A4.19 該 866 500 名殘疾人士的教育程度較整體人口的為低。當中，49.8%具小學及以下教育程度，而在整體人口中，相應的百分比則為 25.8%。 （表 A4.1c）

A4.19 These 866 500 persons with disabilities had relatively lower educational attainment as compared with the total population. About 49.8% of persons with disabilities had attained primary education and below, as against 25.8% among the total population. (Table A4.1c)

居住地區

Area of residence

A4.20 按居住地區分析，殘疾人士的居住地區分布與整體人口的分布大致相同。在所有殘疾人士中，29.1%居於新界西，23.2%居於新界東，22.1%居於九龍東及 16.3%居於香港島。在整體人口中的相應百分比分別為 28.9%、24.0%、20.5%及 16.4%。 （表 A4.1d）

A4.20 Analysed by area of residence, persons with disabilities had similar distribution as that of the total population. Some 29.1% of persons with disabilities lived in New Territories West, 23.2% in New Territories East, 22.1% in Kowloon East, and 16.3% in Hong Kong Island. The corresponding percentages for the total population were 28.9%, 24.0%, 20.5% and 16.4% respectively. (Table A4.1d)

房屋類別

A4.21 在該 866 500 名殘疾人士中，約 37.7%居於公營租住房屋及 37.2%居於私人房屋。相反，整體人口中較小比例的人口居於公營租住房屋，而居於私人房屋的則佔較大比例。整體人口中，分別有 29.4%居於公營租住房屋，另有 52.9%居於私人房屋。 （表 A4.1e）

Type of housing

A4.21 Among those 866 500 persons with disabilities, about 37.7% of them lived in public rental housing and 37.2% lived in private housing. On the contrary, there were a smaller proportion of people living in public rental housing but a larger proportion in private housing for the total population. About 29.4% of the total population lived in public rental housing and another 52.9% lived in private housing. (Table A4.1e)

經濟活動身分

A4.22 在 817 200 名 15 歲及以上殘疾人士中，約 653 100 人（79.9%）為非從事經濟活動人士，其餘 164 100 人（20.1%）為從事經濟活動人士。在 164 100 名從事經濟活動殘疾人士中，約 147 500 人在統計時正就業，其餘為失業人士，失業率為 10.1%。而在 2020 年，全港整體人口失業率為 5.8%。 （表 A4.1f）

Economic activity status

A4.22 Of the 817 200 persons aged 15 and over with disabilities, some 653 100 (79.9%) were economically inactive and the remaining 164 100 (20.1%) were economically active. Among the 164 100 economically active persons with disabilities, some 147 500 persons were employed at the time of enumeration, the remaining were unemployed persons and the unemployment rate was 10.1%. The unemployment rate of the total population of Hong Kong was 5.8% in 2020. (Table A4.1f)

A4.23 在該 653 100 名 15 歲及以上非從事經濟活動殘疾人士中，約 466 000 人（即佔所有 15 歲及以上殘疾人士的 57.0%）為退休人士。（表 A4.1f）

A4.23 Among those 653 100 economically inactive persons aged 15 and over with disabilities, some 466 000 (or 57.0% of all persons aged 15 and over with disabilities) were retired persons. (Table A4.1f)

II. 就業殘疾人士的概況

A4.24 在 817 200 名 15 歲及以上殘疾人士中，約 147 500 人（18.1%）為就業人士。在該 147 500 名就業殘疾人士中，約 127 200 人只有單一種殘疾類別，佔所有就業殘疾人士的 86.3%。餘下的 20 300 人（13.7%）則有多於一種殘疾類別。就業殘疾人士佔全港整體就業人口的 4.0%。

II. General profile of employed persons with disabilities

A4.24 Of the 817 200 persons aged 15 and over with disabilities, some 147 500 (18.1%) were employed persons. Among those 147 500 employed persons with disabilities, some 127 200 were with single disability, constituting 86.3% of all employed persons with disabilities. The

（表 A4.1f 及 A4.2a）

年齡／性別

A4.25 按年齡組別分析，在 147 500 名就業殘疾人士中，50 - 59 歲人士佔 31.2%，而 60 - 69 歲人士則佔 22.1%。就業殘疾人士的年齡中位數為 52 歲，而整體就業人口的年齡中位數則為 42 歲。 （表 A4.2b）

A4.26 在所有就業殘疾人士中，男性所佔的百分比較女性的為高，分別佔 50.5%及 49.5%。（表 A4.2b）

婚姻狀況

A4.27 在 147 500 名就業殘疾人士中，54.1%為已婚人士，30.6%為從未結婚者，而 15.3%為喪偶／分居／離婚者。整體就業人口的相應百分比分別為 60.0%、32.6%及 7.5%。（表 A4.2c）

教育程度

A4.28 該 147 500 名就業殘疾人士的教育程度較整體就業人口的為低。前者約有 16.1%具小學及以下教育程度，而後者只有 8.2%。（表 A4.2c）

行業

A4.29 就業殘疾人士最普遍從事的三個行業類別為公共行政、社會及個人服務業、金融、保險、地產、專業及商用服務業及零售、住宿及膳食服務業。這三個行業與整體就業人口最普遍從事的行業相同。在該 147 500 名就業殘疾人士中，分別有 27.8%、26.4%及 15.1%從事該些行業，而在整體就業人口中的相應百分比分別為 30.2%、23.1%及 14.1%。 （表 A4.2d）

remaining 20 300 persons (13.7%) were with multiple disabilities. Employed persons with disabilities constituted 4.0% of the total employed population of Hong Kong.
(Tables A4.1f and A4.2a)

Age/sex

A4.25 Analysed by age group, 31.2% of the 147 500 employed persons with disabilities were aged 50 - 59 and 22.1% were aged 60 - 69. The median age of employed persons with disabilities was 52, as against the median age of 42 for the total employed population. (Table A4.2b)

A4.26 Among all employed persons with disabilities, there were proportionally more males than females, at 50.5% and 49.5% respectively. (Table A4.2b)

Marital status

A4.27 Of the 147 500 employed persons with disabilities, 54.1% were currently married, 30.6% were never married and 15.3% were widowed/separated/divorced. The corresponding percentages for the total employed population were 60.0%, 32.6% and 7.5% respectively.
(Table A4.2c)

Educational attainment

A4.28 Those 147 500 employed persons with disabilities had relatively lower educational attainment than the total employed population. About 16.1% of them had attained primary education and below, as against 8.2% for the total employed population. (Table A4.2c)

Industry

A4.29 The three most common industry sectors which employed persons with disabilities were engaged in were the public administration, social and personal services sector; the financing, insurance, real estate, professional and business services sector and the retail, accommodation and food services sector. They were also the most common industry sectors amongst the total employed population. About 27.8%, 26.4% and 15.1% of those 147 500 employed persons with disabilities worked in these sectors respectively.

職業

A4.30 在就業殘疾人士中，32.4%為經理及行政級人員、專業人員及輔助專業人員，27.8%為非技術工人。整體就業人口中相應的百分比分別為 41.4%及 20.6%。 （表 A4.2e）

每月就業收入

A4.31 就業殘疾人士的每月就業收入相對地低於整體就業人口的每月就業收入。約 3 成就業殘疾人士每月就業收入少於$10,000，而整體就業人口的相應比例則約為五分之一。就業殘疾人士的每月就業收入中位數為$14,000，而整體就業人口的每月就業收入中位數則為$17,700。 （表 A4.2f）

III. 有個別殘疾類別人士的概況

與過往統計調查比較

A4.32 有各選定殘疾類別的人士數目皆較 2013 年有所上升。身體活動能力受限制人士數目升幅最高，從 2013 年的 320 500 人上升至 2020 年的 415 400 人。 （圖 A4.1）

年齡／性別

A4.33 概括而言，身體活動能力受限制、視覺有困難及聽覺有困難人士的年齡分布大致相同。在這三類人士中，70 歲及以上人士均佔 6 成以上，他們的年齡中位數介乎 74 歲至 79 歲之間。在言語能力有困難人士中，70 歲及以上人士佔 46.5%，相應年齡中位數為 67 歲。（表 A4.1b）

A4.34 按性別分析，在身體活動能力受限制、視覺有困難、聽覺有困難及言語能力有困難人

The corresponding percentages for the total employed population were 30.2%, 23.1% and 14.1% respectively. (Table A4.2d)

Occupation

A4.30 Of the employed persons with disabilities, 32.4% were managers and administrators, professionals and associate professionals and 27.8% were workers in elementary occupations. The corresponding percentages for the total employed population were 41.4% and 20.6% respectively. (Table A4.2e)

Monthly employment earnings

A4.31 The monthly employment earnings of employed persons with disabilities were relatively lower than that of the total employed population. Around 30% of employed persons with disabilities earned less than $10,000 per month, as compared with about one-fifth for the total employed population. The median monthly employment earnings of employed persons with disabilities was $14,000, as against $17,700 for the total employed population. (Table A4.2f)

III. General profile of persons with individual types of disability

Comparison with previous survey

A4.32 The numbers of persons with each of the selected types of disability had increased since 2013. The increase in the number of persons with restriction in body movement was the largest, from 320 500 in 2013 to 415 400 in 2020. (Chart A4.1)

Age/sex

A4.33 Generally speaking, persons with restriction in body movement, seeing difficulty and hearing difficulty had similar age profile. At least 60% of them were aged 70 and over. The median ages of these three groups of persons ranged from 74 to 79. About 46.5% of persons with speech difficulty were aged 70 and over, with the median age of 67. (Table A4.1b)

A4.34 Analysed by sex, there were relatively more females than males for persons with restriction

士中，女性較男性為多。 （表 A4.1b）

婚姻狀況

A4.35 身體活動能力受限制、視覺有困難與聽覺有困難人士的婚姻狀況分布大致相同。在這三類人士中，約 9 成曾經結婚。約 64.7%的言語能力有困難人士也是曾經結婚。 （表 A4.1c）

教育程度

A4.36 在身體活動能力受限制、視覺有困難、聽覺有困難及言語能力有困難人士中，超過 5 成具小學及以下教育程度。 （表 A4.1c）

居住地區

A4.37 身體活動能力受限制、視覺有困難及聽覺有困難人士的居住地區分布大致相同。他們當中，最大比例居住於新界西，其次為新界東。另一方面，言語能力有困難人士最普遍居住於新界西，其次為九龍東。 （表 A4.1d）

房屋類別

A4.38 有相對較多言語能力有困難及身體活動能力受限制人士居住於其他永久性房屋（例如院舍），其相應的百分比分別為 30.9%及 15.7%。 （表 A4.1e）

經濟活動身分

A4.39 在 15 歲及以上身體活動能力受限制、視覺有困難及聽覺有困難人士中，約 7 成為退休人士。然而，在 15 歲及以上言語能力有困難人士中，退休人士佔 49.4%。 （表 A4.1f）

IV. 有個別殘疾類別就業人士的概況

in body movement, seeing difficulty, hearing difficulty and speech difficulty. (Table A4.1b)

Marital status

A4.35 The distributions of persons with restriction in body movement, seeing difficulty and hearing difficulty by marital status were similar to each other. Around 90% of these three groups of persons were ever married. Some 64.7% of persons with speech difficulty were also ever married. (Table A4.1c)

Educational attainment

A4.36 For persons with restriction in body movement, seeing difficulty, hearing difficulty and speech difficulty, at least 50% of them had attained primary education and below. (Table A4.1c)

Area of residence

A4.37 The distributions of persons with restriction in body movement, seeing difficulty and hearing difficulty by area of residence were generally similar to each other with the largest proportion of them residing in New Territories West, the second one was New Territories East. On the other hand, the most popular area of residence for persons with speech difficulty was New Territories West, the second one was Kowloon East. (Table A4.1d)

Type of housing

A4.38 There were relatively more persons with speech difficulty and restriction in body movement residing in other permanent housing (e.g. institutions), the corresponding percentages were 30.9% and 15.7% respectively. (Table A4.1e)

Economic activity status

A4.39 Retired persons constituted about 70% for persons aged 15 and over with restriction in body movement, seeing difficulty and hearing difficulty. However, for persons aged 15 and over with speech difficulty, retired persons constituted 49.4%. (Table A4.1f)

IV. General profile of employed persons with individual types of disability

只有一種／有多於一種殘疾類別

A4.40 按選定的殘疾類別分析，在言語能力有困難就業人士中，有多於一種殘疾類別的人士所佔的比例最高，達 67.8%。相反，身體活動能力受限制、視覺有困難和聽覺有困難就業人士中，大部分（約佔個別殘疾類別人士的 7 成半）只有單一種殘疾類別。 （表 A4.2a）

With single disability / multiple disabilities

A4.40 Analysed by selected type of disability, employed persons with speech difficulty had the highest proportion of having multiple disabilities, at 67.8%. In contrast, most of the employed persons with restriction in body movement, seeing difficulty and hearing difficulty were with single disability (constituting about 75% of employed persons with individual types of disability). (Table A4.2a)

年齡／性別

A4.41 約 7 成半身體活動能力受限制、視覺有困難及聽覺有困難就業人士為 50 歲及以上人士，他們的年齡中位數均為 57 歲。相反，大部分（54.0%）言語能力有困難就業人士年齡小於 50 歲，相應年齡中位數為 47 歲。 （表 A4.2b）

Age/sex

A4.41 About 75% of persons with restriction in body movement, seeing difficulty and hearing difficulty were aged 50 and above, the median ages of these three groups of persons were 57. In contrast, majority (54.0%) of persons with speech difficulty were aged below 50, the corresponding median age was 47. (Table A4.2b)

A4.42 在聽覺有困難及言語能力有困難就業人士中，男性皆較女性為多。按男女比例的差距計算，言語能力有困難就業人士的差距最大，而視覺有困難就業人士的差距則最小。
（表 A4.2b）

A4.42 There were proportionally more males than females amongst employed persons with hearing difficulty and speech difficulty. The difference in the proportion between males and females was the largest for employed persons with speech difficulty and the smallest for employed persons with seeing difficulty. (Table A4.2b)

婚姻狀況

A4.43 身體活動能力受限制、視覺有困難與聽覺有困難就業人士的婚姻狀況分布大致相同。當中，曾經結婚人士約佔 8 成，而整體就業人口的相應百分比為 67.4%。在言語能力有困難就業人士中，則有 43.2%為從未結婚者。（表 A4.2c）

Marital status

A4.43 The distributions of employed persons with restriction in body movement, seeing difficulty and hearing difficulty by marital status were similar to each other. The ever married employed persons constituted about 80% of these three groups of persons, as against 67.4% for the total employed population. For employed persons with speech difficulty, 43.2% of them were never married. (Table A4.2c)

教育程度

A4.44 在身體活動能力受限制、視覺有困難及聽覺有困難就業人士中，具小學及以下教育程度的人士約佔 2 成，而在整體就業人口中的相應百分比為 8.2%。概括而言，在四種選定殘疾類別中，視覺有困難就業人士的教育程度最高，當中，具專上教育程度者佔 30.0%。（表 A4.2c）

Educational attainment

A4.44 For employed persons with restriction in body movement, seeing difficulty and hearing difficulty, about 20% of employed persons with individual types of disability had attained primary education and below, as compared with 8.2% for the total employed population. Generally speaking, the educational attainment of employed persons with seeing difficulty was the highest

行業

A4.45 在身體活動能力受限制及言語能力有困難就業人士中，最普遍從事的行業類別為公共行政、社會及個人服務業。另一方面，在視覺有困難及聽覺有困難就業人士中，最普遍從事的行業類別為金融、保險、地產、專業及商用服務業。 （表 A4.2d）

職業

A4.46 在身體活動能力受限制、聽覺有困難及言語能力有困難就業人士中，最普遍從事的職業類別為非技術工人。另一方面，在視覺有困難就業人士中，最普遍從事的職業類別為經理及行政級人員、專業人員及輔助專業人員。（表 A4.2e）

每月就業收入

A4.47 在四種選定殘疾類別就業人士中，視覺有困難就業人士的每月就業收入中位數最高，為$14,000（若撇除在庇護工場工作的就業人士，為$14,300）。而言語能力有困難就業人士的每月就業收入中位數則最低，為$10,500。（表 A4.2f）

V. 身體活動能力受限制人士的主要類別

A4.48 在 415 400 名身體活動能力受限制人士中，約 258 800 人（62.3%）表示下肢／腳活動困難，其次 67 700 人（16.3%）表示上肢／手活動困難、39 700 人（9.5%）表示腰／背活動困難及 38 700 人（9.3%）表示四肢痲痺／無力。（表 A4.3）

among the four selected types of disability. 30.0% of employed persons with seeing difficulty had attained post-secondary education. (Table A4.2c)

Industry

A4.45 The most popular industry group among employed persons with restriction in body movement and speech difficulty was the public administration, social and personal services sector. On the other hand, the most popular industry group among employed persons with seeing difficulty and hearing difficulty was the financing, insurance, real estate, professional and business services sector. (Table A4.2d)

Occupation

A4.46 The most popular occupation group among employed persons with restriction in body movement, hearing difficulty and speech difficulty was elementary occupations. On the other hand, the most popular occupation group among employed persons with seeing difficulty was managers and administrators, professionals and associate professionals. (Table A4.2e)

Monthly employment earnings

A4.47 Among employed persons with the four selected types of disability, the median monthly employment earnings was the highest for employed persons with seeing difficulty, at $14,000 (or $14,300 if those working in sheltered workshops were excluded). The median monthly employment earnings was the lowest for employed persons with speech difficulty, at $10,500. (Table A4.2f)

V. Major type of persons with restriction in body movement

A4.48 Among the 415 400 persons with restriction in body movement, some 258 800 (62.3%) had mobility difficulty with lower limb / foot, followed by 67 700 (16.3%) had mobility difficulty with upper limb / hand, 39 700 (9.5%) had mobility difficulty with lumbar and back and 38 700 (9.3%) had quadriplegia / weak limbs. (Table A4.3)

圖 A4.1 按 2013 年原有定義編製的殘疾人士的普遍率

Chart A4.1 Prevalence rate of persons with disabilities based on the original definition adopted in 2013

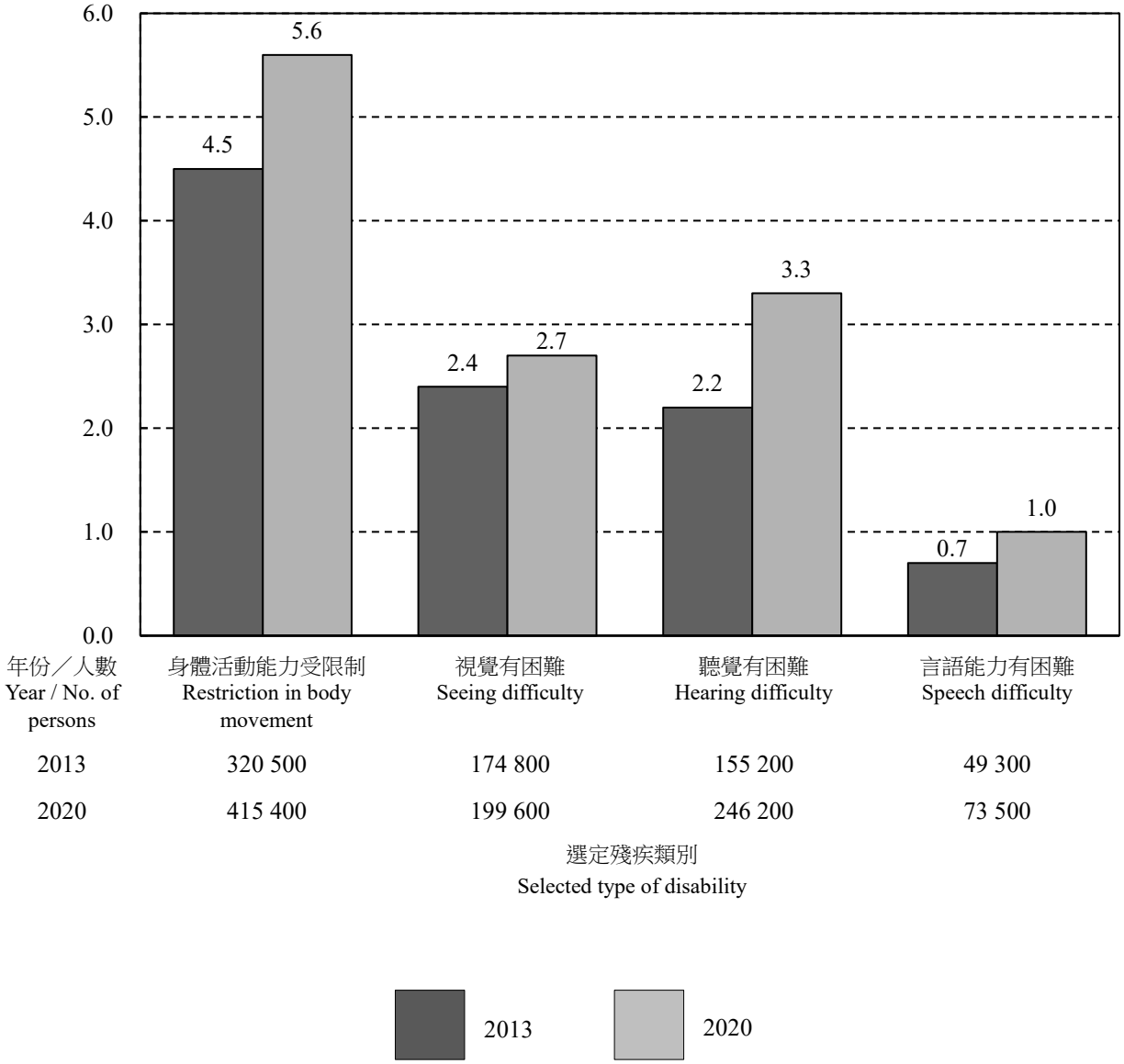

年份／人數 Year / No. of persons	身體活動能力受限制 Restriction in body movement	視覺有困難 Seeing difficulty	聽覺有困難 Hearing difficulty	言語能力有困難 Speech difficulty
2013	320 500	174 800	155 200	49 300
2020	415 400	199 600	246 200	73 500

圖 A4.2 按住處類別及年齡劃分的按 2013 年原有定義編製的殘疾人士的百分比分布

Chart A4.2 Percentage distribution of persons with disabilities based on the original definition adopted in 2013 by type of residence and age

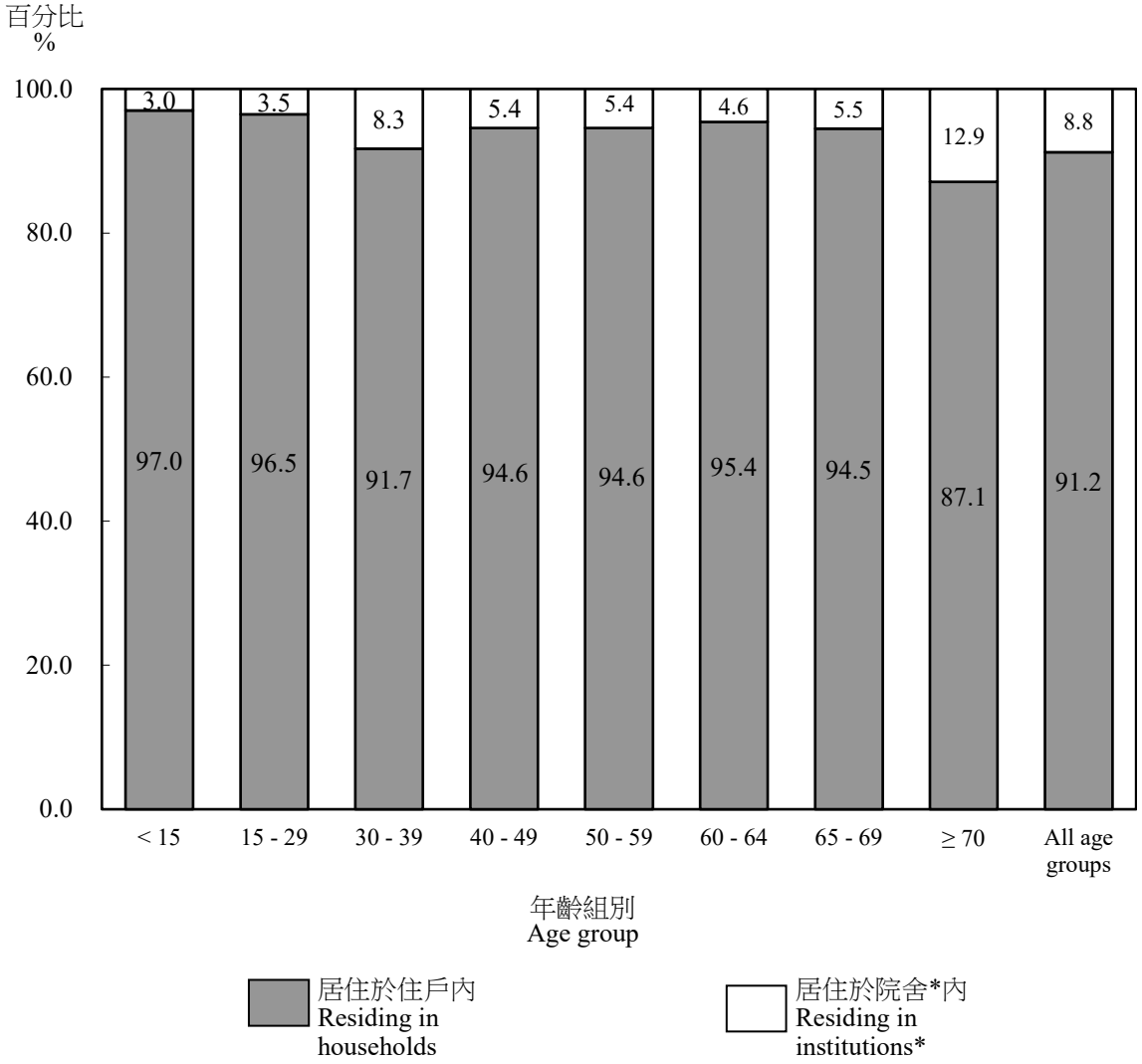

註釋： * 包括社會福利院舍（例如津助安老院舍、智障人士宿舍、為精神病康復者而設的中途宿舍）、長期護理醫院、康復中心及私營安老院等。

Note: * Including social welfare institutions (such as subvented residential care homes for the elderly, hostels for persons with intellectual disability, halfway houses for persons in mental recovery), long-stay care hospitals, rehabilitation centres and private homes for the elderly, etc.

表 A4.1a 按選定的殘疾類別及只有一種／有多於一種殘疾類別劃分的按2013年原有定義編製的殘疾人士數目

Table A4.1a Persons with disabilities based on the original definition adopted in 2013 by selected type of disability and with single disability / multiple disabilities

選定的殘疾類別 Selected type of disability	只有一種殘疾類別@ With single disability@ 人數 No. of persons ('000)	有多於一種殘疾類別 With multiple disabilities 人數* No. of persons* ('000)	總人數 Total no. of persons ('000)	佔整體人口的百分比 As % of total population
身體活動能力受限制 Restriction in body movement	201.9 (48.6)	213.5 (51.4)	415.4 (100.0)	5.6
視覺有困難 Seeing difficulty	85.7 (42.9)	113.9 (57.1)	199.6 (100.0)	2.7
聽覺有困難 Hearing difficulty	100.6 (40.9)	145.6 (59.1)	246.2 (100.0)	3.3
言語能力有困難 Speech difficulty	9.9 (13.5)	63.6 (86.5)	73.5 (100.0)	1.0
精神病／情緒病 Mental illness / mood disorder	137.8 (53.7)	119.0 (46.3)	256.8 (100.0)	3.4
自閉症譜系障礙 Autism Spectrum Disorder	8.2 (36.8)	14.2 (63.2)	22.4 (100.0)	0.3
特殊學習困難 Specific Learning Difficulties	12.5 (35.4)	22.9 (64.6)	35.4 (100.0)	0.5
注意力不足／過度活躍症 Attention Deficit / Hyperactivity Disorder	15.9 (41.8)	22.2 (58.2)	38.2 (100.0)	0.5
所有殘疾人士（智障人士除外#） All persons with disabilities (excluding persons with intellectual disability#)	572.6 (66.1)	293.9 (33.9)	866.5 (100.0)	11.6

註釋：
@ 包括只有一種殘疾類別及同時患有長期病患的人士。
* 由於有多於一種選定殘疾類別的人士會分別被點算在個別的殘疾類別內，殘疾人士的合計數目較個別殘疾類別人士數目的總和為小。
\# 是項統計調查對於智障人士數目的估計相信有低估的情況，因而該些估計並不包括在本報告書的主要分析內。一項粗略的統計評估顯示全港智障人士總數可能為77 000人 - 90 000人左右。詳情請參閱附錄三（丙）。
括號內的數字顯示就個別殘疾類別而言，在所有有關殘疾類別的人士中所佔的百分比。

Notes:
@ Including persons with single disability and having chronic diseases at the same time.
* Persons with more than one selected type of disability were counted in the respective types of disability and hence the overall number of persons with disabilities is smaller than the sum of the number of persons with individual types of disability.
\# The estimates pertaining to persons with intellectual disability (ID) are excluded from the main analysis presented in this report as they are considered to be subject to under-estimation in the survey. A crude statistical assessment shows that the total number of persons with ID in Hong Kong might be in the region of 77 000 - 90 000. Please refer to Appendix 3C for details.
Figures in brackets represent the percentages in respect of all persons with the respective types of disability.

表 A4.1b 按年齡／性別及選定的殘疾類別劃分的按2013年原有定義編製的殘疾人士數目

Table A4.1b Persons with disabilities based on the original definition adopted in 2013 by age/sex and selected type of disability

	選定的殘疾類別 Selected type of disability								
	身體活動能力受限制 Restriction in body movement			視覺有困難 Seeing difficulty			聽覺有困難 Hearing difficulty		
年齡組別／性別 Age group / Sex	人數 No. of persons ('000)	百分比 %	比率* Rate*	人數 No. of persons ('000)	百分比 %	比率* Rate*	人數 No. of persons ('000)	百分比 %	比率* Rate*
年齡組別 Age group									
< 15	2.2	0.5	0.3	3.2	1.6	0.4	2.1	0.9	0.2
15 - 29	3.2	0.8	0.3	3.1	1.6	0.3	2.5	1.0	0.2
30 - 39	4.9	1.2	0.4	2.6	1.3	0.2	3.9	1.6	0.3
40 - 49	10.9	2.6	0.9	7.2	3.6	0.6	8.1	3.3	0.7
50 - 59	33.2	8.0	2.8	17.5	8.8	1.5	21.9	8.9	1.8
60 - 64	31.2	7.5	5.3	19.2	9.6	3.2	20.2	8.2	3.4
65 - 69	37.9	9.1	8.4	23.8	11.9	5.3	24.6	10.0	5.4
≥ 70	291.9	70.3	31.8	122.9	61.6	13.4	162.9	66.2	17.8
年齡中位數（歲） Median age (years)		79			74			77	
性別 Sex									
男 Male	160.5	38.6	4.7	80.3	40.3	2.4	109.9	44.7	3.2
女 Female	254.9	61.4	6.3	119.2	59.7	2.9	136.3	55.3	3.4
合計 Overall	415.4	100.0	5.6	199.6	100.0	2.7	246.2	100.0	3.3

註釋： * 在個別年齡／性別組別中佔所有人士的百分比。例如，在所有年齡小於15歲人士中，0.3%為身體活動能力受限制人士。

Note: * As a percentage of all persons in the respective age/sex groups. For example, among all persons aged below 15, 0.3% were persons with restriction in body movement.

（待續）
(To be cont'd)

表 A4.1b（續） 按年齡／性別及選定的殘疾類別劃分的按2013年原有定義編製的殘疾人士數目

Table A4.1b (Cont'd) Persons with disabilities based on the original definition adopted in 2013 by age/sex and selected type of disability

	選定的殘疾類別（續） Selected type of disability (Cont'd)			所有殘疾人士（智障人士除外）@ All persons with disabilities (excluding persons with intellectual disability)@			整體人口 Total population
	言語能力有困難 Speech difficulty						
年齡組別／性別 Age group / Sex	人數 No. of persons ('000)	百分比 %	比率* Rate*	人數 No. of persons ('000)	百分比 %	比率* Rate*	百分比 %
年齡組別 Age group							
< 15	8.9	12.1	1.0	49.3	5.7	5.7	11.6
15 - 29	6.1	8.3	0.5	47.2	5.4	4.1	15.2
30 - 39	4.0	5.4	0.3	33.0	3.8	2.9	15.5
40 - 49	4.0	5.4	0.3	56.5	6.5	4.9	15.4
50 - 59	6.5	8.8	0.5	102.8	11.9	8.6	16.1
60 - 64	5.6	7.6	0.9	76.7	8.9	13.0	7.9
65 - 69	4.4	6.0	1.0	82.3	9.5	18.2	6.1
≥ 70	34.2	46.5	3.7	418.6	48.3	45.7	12.3
年齡中位數（歲） Median age (years)		67			69		45
性別 Sex							
男 Male	35.5	48.3	1.0	376.7	43.5	11.0	45.6
女 Female	38.0	51.7	0.9	489.9	56.5	12.1	54.4
合計 Overall	73.5	100.0	1.0	866.5	100.0	11.6	100.0

註釋： @ 一名人士可能有多於一種選定殘疾類別。因此，殘疾人士的合計數目較有個別殘疾類別人士數目的總和為小。

* 在個別年齡／性別組別中佔所有人士的百分比。例如，在所有年齡小於15歲人士中，1.0%為言語能力有困難人士。

Notes: @ A person might have more than one selected type of disability and hence the overall number of persons with disabilities is smaller than the sum of the number of persons with individual types of disability.

* As a percentage of all persons in the respective age/sex groups. For example, among all persons aged below 15, 1.0% were persons with speech difficulty.

表 A4.1c 按婚姻狀況／教育程度及選定的殘疾類別劃分的按2013年原有定義編製的殘疾人士數目

Table A4.1c Persons with disabilities based on the original definition adopted in 2013 by marital status / educational attainment and selected type of disability

	選定的殘疾類別 Selected type of disability					
	身體活動能力受限制 Restriction in body movement		視覺有困難 Seeing difficulty		聽覺有困難 Hearing difficulty	
婚姻狀況／教育程度 Marital status / Educational attainment	人數 No. of persons ('000)	百分比 %	人數 No. of persons ('000)	百分比 %	人數 No. of persons ('000)	百分比 %
婚姻狀況 Marital status						
從未結婚 Never married	38.3	9.2	22.5	11.3	19.6	7.9
已婚 Currently married	193.5	46.6	99.4	49.8	129.5	52.6
喪偶／分居／離婚 Widowed/separated/divorced	183.5	44.2	77.6	38.9	97.2	39.5
教育程度 Educational attainment						
未受教育／學前教育 No schooling / pre-primary	102.2	24.6	41.2	20.7	58.0	23.5
小學 Primary	156.3	37.6	67.4	33.8	90.5	36.8
初中／高中 Lower/upper secondary	127.3	30.6	68.6	34.4	75.6	30.7
專上教育 Post-secondary						
非學位 Non-degree	9.8	2.4	9.1	4.6	8.4	3.4
學位 Degree	19.8	4.8	13.2	6.6	13.7	5.6
總計 Total	415.4	100.0	199.6	100.0	246.2	100.0

（待續）
(To be cont'd)

表 A4.1c（續） 按婚姻狀況／教育程度及選定的殘疾類別劃分的按2013年原有定義編製的殘疾人士數目

Table A4.1c (Cont'd) Persons with disabilities based on the original definition adopted in 2013 by marital status / educational attainment and selected type of disability

	選定的殘疾類別（續）Selected type of disability (Cont'd)		所有殘疾人士（智障人士除外）@ All persons with disabilities (excluding persons with intellectual disability)@		整體人口 Total population
	言語能力有困難 Speech difficulty				
婚姻狀況／教育程度 Marital status / Educational attainment	人數 No. of persons ('000)	百分比 %	人數 No. of persons ('000)	百分比 %	百分比 %
婚姻狀況 Marital status					
從未結婚 Never married	26.0	35.3	183.3	21.2	37.4
已婚 Currently married	24.6	33.5	404.9	46.7	51.5
喪偶／分居／離婚 Widowed/separated/divorced	22.9	31.2	278.3	32.1	11.1
教育程度 Educational attainment					
未受教育／學前教育 No schooling / pre-primary	18.3	24.9	145.8	16.8	8.1
小學 Primary	25.7	34.9	285.9	33.0	17.7
初中／高中 Lower/upper secondary	24.5	33.3	324.8	37.5	44.0
專上教育 Post-secondary					
非學位 Non-degree	1.6	2.2	40.4	4.7	7.9
學位 Degree	3.5	4.7	69.6	8.0	22.3
總計 Total	73.5	100.0	866.5	100.0	100.0

註釋： @ 一名人士可能有多於一種選定殘疾類別。因此，殘疾人士的合計數目較有個別殘疾類別人士數目的總和為小。

Note: @ A person might have more than one selected type of disability and hence the overall number of persons with disabilities is smaller than the sum of the number of persons with individual types of disability.

表 A4.1d 按居住地區及選定的殘疾類別劃分的按2013年原有定義編製的殘疾人士數目

Table A4.1d Persons with disabilities based on the original definition adopted in 2013 by area of residence and selected type of disability

居住地區 Area of residence	選定的殘疾類別 Selected type of disability					
	身體活動能力受限制 Restriction in body movement		視覺有困難 Seeing difficulty		聽覺有困難 Hearing difficulty	
	人數 No. of persons ('000)	百分比 %	人數 No. of persons ('000)	百分比 %	人數 No. of persons ('000)	百分比 %
香港島(1) Hong Kong Island(1)	69.0	16.6	32.7	16.4	42.6	17.3
九龍東(2) Kowloon East(2)	91.0	21.9	43.3	21.7	55.9	22.7
九龍西(3) Kowloon West(3)	40.7	9.8	19.0	9.5	21.8	8.8
新界東(4) New Territories East(4)	92.4	22.2	45.4	22.7	57.3	23.3
新界西(5) New Territories West(5)	122.3	29.4	59.1	29.6	68.6	27.9
總計 Total	415.4	100.0	199.6	100.0	246.2	100.0

註釋：
(1) 香港島包括中西區、灣仔、東區及南區區議會分區。
(2) 九龍東包括觀塘、黃大仙及九龍城區議會分區。
(3) 九龍西包括油尖旺及深水埗區議會分區。
(4) 新界東包括沙田、西貢、大埔及北區區議會分區。
(5) 新界西包括葵青、荃灣、屯門、元朗及離島區議會分區。

Notes:
(1) Hong Kong Island includes Central and Western, Wan Chai, Eastern and Southern District Council districts.
(2) Kowloon East includes Kwun Tong, Wong Tai Sin and Kowloon City District Council districts.
(3) Kowloon West includes Yau Tsim Mong and Sham Shui Po District Council districts.
(4) New Territories East includes Sha Tin, Sai Kung, Tai Po and North District Council districts.
(5) New Territories West includes Kwai Tsing, Tsuen Wan, Tuen Mun, Yuen Long and Islands District Council districts.

（待續）
(To be cont'd)

表 A4.1d（續） 按居住地區及選定的殘疾類別劃分的按2013年原有定義編製的殘疾人士數目

Table A4.1d (Cont'd) Persons with disabilities based on the original definition adopted in 2013 by area of residence and selected type of disability

	選定的殘疾類別（續）Selected type of disability (Cont'd)		所有殘疾人士（智障人士除外）@ All persons with disabilities (excluding persons with intellectual disability)@		整體人口 Total population
	言語能力有困難 Speech difficulty				
居住地區 Area of residence	人數 No. of persons ('000)	百分比 %	人數 No. of persons ('000)	百分比 %	百分比 %
香港島(1) Hong Kong Island(1)	11.3	15.4	141.5	16.3	16.4
九龍東(2) Kowloon East(2)	16.3	22.2	191.6	22.1	20.5
九龍西(3) Kowloon West(3)	7.2	9.9	80.4	9.3	10.2
新界東(4) New Territories East(4)	16.2	22.0	200.6	23.2	24.0
新界西(5) New Territories West(5)	22.4	30.5	252.4	29.1	28.9
總計 Total	73.5	100.0	866.5	100.0	100.0

註釋：

@ 一名人士可能有多於一種選定殘疾類別。因此，殘疾人士的合計數目較有個別殘疾類別人士數目的總和為小。

(1) 香港島包括中西區、灣仔、東區及南區區議會分區。

(2) 九龍東包括觀塘、黃大仙及九龍城區議會分區。

(3) 九龍西包括油尖旺及深水埗區議會分區。

(4) 新界東包括沙田、西貢、大埔及北區區議會分區。

(5) 新界西包括葵青、荃灣、屯門、元朗及離島區議會分區。

Notes:

@ A person might have more than one selected type of disability and hence the overall number of persons with disabilities is smaller than the sum of the number of persons with individual types of disability.

(1) Hong Kong Island includes Central and Western, Wan Chai, Eastern and Southern District Council districts.

(2) Kowloon East includes Kwun Tong, Wong Tai Sin and Kowloon City District Council districts.

(3) Kowloon West includes Yau Tsim Mong and Sham Shui Po District Council districts.

(4) New Territories East includes Sha Tin, Sai Kung, Tai Po and North District Council districts.

(5) New Territories West includes Kwai Tsing, Tsuen Wan, Tuen Mun, Yuen Long and Islands District Council districts.

表 A4.1e 按房屋類別及選定的殘疾類別劃分的按2013年原有定義編製的殘疾人士數目

Table A4.1e Persons with disabilities based on the original definition adopted in 2013 by type of housing and selected type of disability

	選定的殘疾類別 Selected type of disability					
	身體活動能力受限制 Restriction in body movement		視覺有困難 Seeing difficulty		聽覺有困難 Hearing difficulty	
房屋類別 Type of housing	人數 No. of persons ('000)	百分比 %	人數 No. of persons ('000)	百分比 %	人數 No. of persons ('000)	百分比 %
公營租住房屋 Public rental housing	147.3	35.5	75.2	37.7	87.7	35.6
私人房屋* Private housing*	138.8	33.4	77.7	38.9	86.9	35.3
資助自置居所房屋# Subsidised home ownership housing#	64.0	15.4	35.7	17.9	43.3	17.6
其他永久性房屋^ Other permanent housing^	65.1	15.7	11.0	5.5	28.3	11.5
總計 Total	415.4	100.0	199.6	100.0	246.2	100.0

註釋： * 包括私人房屋、香港房屋協會的市區改善計劃下興建的屋宇單位、別墅／平房／新型村屋、簡單磚石蓋搭建築物／傳統村屋及私人臨時房屋。可在公開市場買賣的資助出售單位亦包括在內。

包括香港房屋委員會的居者有其屋計劃、中等入息家庭房屋計劃、私人機構參建居屋計劃、綠表置居計劃、可租可買計劃及重建置業計劃下興建的屋宇單位，以及租者置其屋計劃下出售的屋宇單位。亦包括香港房屋協會的住宅發售計劃、夾心階層住屋計劃及資助出售房屋項目下興建的屋宇單位；及市區重建局資助出售房屋計劃的屋宇單位。可在公開市場買賣的資助出售單位，則不包括在內。

^ 包括酒店、旅舍、宿舍及非居住用途樓宇內的屋宇單位。

Notes: * Includes private housing blocks, flats built under the Urban Improvement Scheme of the Hong Kong Housing Society, villas / bungalows / modern village houses, simple stone structures / traditional village houses and private temporary housing. Subsidised sale flats that can be traded in open market are also put under this category.

Includes flats built under the Home Ownership Scheme, Middle Income Housing Scheme, Private Sector Participation Scheme, Green Form Subsidised Home Ownership Scheme, Buy or Rent Option Scheme and Mortgage Subsidy Scheme, and flats sold under the Tenants Purchase Scheme of the Hong Kong Housing Authority. Also includes flats built under the Flat for Sale Scheme, Sandwich Class Housing Scheme and Subsidised Sale Flats Projects of the Hong Kong Housing Society; and flats in Urban Renewal Authority Subsidised Sale Flats Scheme. Subsidised sale flats that can be traded in open market are excluded.

^ Includes quarters in hotels, hostels, dormitories and non-residential buildings.

（待續）
(To be cont'd)

表 A4.1e（續） 按房屋類別及選定的殘疾類別劃分的按2013年原有定義編製的殘疾人士數目

Table A4.1e (Cont'd) Persons with disabilities based on the original definition adopted in 2013 by type of housing and selected type of disability

	選定的殘疾類別（續）Selected type of disability (Cont'd)		所有殘疾人士（智障人士除外）@ All persons with disabilities (excluding persons with intellectual disability)@		整體人口 Total population
	言語能力有困難 Speech difficulty				
房屋類別 Type of housing	人數 No. of persons ('000)	百分比 %	人數 No. of persons ('000)	百分比 %	百分比 %
公營租住房屋 Public rental housing	21.1	28.7	326.5	37.7	29.4
私人房屋* Private housing*	19.2	26.1	322.6	37.2	52.9
資助自置居所房屋# Subsidised home ownership housing#	10.5	14.3	137.5	15.9	15.1
其他永久性房屋^ Other permanent housing^	22.7	30.9	79.9	9.2	2.5
總計 Total	73.5	100.0	866.5	100.0	100.0

註釋：

@ 一名人士可能有多於一種選定殘疾類別。因此，殘疾人士的合計數目較有個別殘疾類別人士數目的總和為小。

* 包括私人房屋、香港房屋協會的市區改善計劃下興建的屋宇單位、別墅／平房／新型村屋、簡單磚石蓋搭建築物／傳統村屋及私人臨時房屋。可在公開市場買賣的資助出售單位亦包括在內。

包括香港房屋委員會的居者有其屋計劃、中等入息家庭房屋計劃、私人機構參建居屋計劃、綠表置居計劃、可租可買計劃及重建置業計劃下興建的屋宇單位，以及租者置其屋計劃下出售的屋宇單位。亦包括香港房屋協會的住宅發售計劃、夾心階層住屋計劃及資助出售房屋項目下興建的屋宇單位；及市區重建局資助出售房屋計劃的屋宇單位。可在公開市場買賣的資助出售單位，則不包括在內。

^ 包括酒店、旅舍、宿舍及非居住用途樓宇內的屋宇單位。

Notes:

@ A person might have more than one selected type of disability and hence the overall number of persons with disabilities is smaller than the sum of the number of persons with individual types of disability.

* Includes private housing blocks, flats built under the Urban Improvement Scheme of the Hong Kong Housing Society, villas / bungalows / modern village houses, simple stone structures / traditional village houses and private temporary housing. Subsidised sale flats that can be traded in open market are also put under this category.

Includes flats built under the Home Ownership Scheme, Middle Income Housing Scheme, Private Sector Participation Scheme, Green Form Subsidised Home Ownership Scheme, Buy or Rent Option Scheme and Mortgage Subsidy Scheme, and flats sold under the Tenants Purchase Scheme of the Hong Kong Housing Authority. Also includes flats built under the Flat for Sale Scheme, Sandwich Class Housing Scheme and Subsidised Sale Flats Projects of the Hong Kong Housing Society; and flats in Urban Renewal Authority Subsidised Sale Flats Scheme. Subsidised sale flats that can be traded in open market are excluded.

^ Includes quarters in hotels, hostels, dormitories and non-residential buildings.

表 A4.1f 按年齡／經濟活動身分及選定的殘疾類別劃分的按2013年原有定義編製的殘疾人士數目

Table A4.1f Persons with disabilities based on the original definition adopted in 2013 by age / economic activity status and selected type of disability

年齡組別／*經濟活動身分* Age group / *Economic activity status*	選定的殘疾類別 Selected type of disability 身體活動能力受限制 Restriction in body movement 人數 No. of persons ('000)	百分比 %	視覺有困難 Seeing difficulty 人數 No. of persons ('000)	百分比 %	聽覺有困難 Hearing difficulty 人數 No. of persons ('000)	百分比 %
年齡15歲及以上 Aged 15 and over	**413.2**	**100.0**	**196.3**	**100.0**	**244.1**	**100.0**
從事經濟活動 Economically active	*34.6*	*8.4*	*29.1*	*14.8*	*37.8*	*15.5*
就業人士 Employed persons	31.2	7.6	26.4	13.5	34.6	14.2
失業人士 Unemployed persons	3.4	0.8 [9.8]*	2.6	1.3 [9.0]*	3.2	1.3 [8.5]*
非從事經濟活動 Economically inactive	*378.6*	*91.6*	*167.2*	*85.2*	*206.3*	*84.5*
退休人士 Retired persons	297.0	71.9	136.5	69.5	169.0	69.2
料理家務者 Home-makers	14.3	3.5	10.3	5.2	12.5	5.1
學生 Students	1.3	0.3	1.4	0.7	0.9	0.4
其他 Others	66.0	16.0	19.1	9.7	23.8	9.8
年齡18 - 64歲 Aged 18 - 64	**82.7**	**100.0**	**48.9**	**100.0**	**56.2**	**100.0**
從事經濟活動 Economically active	*27.4*	*33.1*	*23.5*	*48.0*	*30.4*	*54.1*
就業人士 Employed persons	24.5	29.6	21.2	43.4	27.7	49.3
失業人士 Unemployed persons	2.9	3.5 [10.5]*	2.3	4.6 [9.6]*	2.7	4.8 [8.8]*
非從事經濟活動 Economically inactive	*55.3*	*66.9*	*25.4*	*52.0*	*25.8*	*45.9*

註釋： * 方括號內的數字顯示在個別年齡組別中有個別殘疾類別人士的失業率。

Note: * Figures in square brackets represent the unemployment rates of persons with the respective types of disability in the specific age groups.

（待續）
(To be cont'd)

表 A4.1f（續） 按年齡／經濟活動身分及選定的殘疾類別劃分的按2013年原有定義編製的殘疾人士數目

Table A4.1f (Cont'd) Persons with disabilities based on the original definition adopted in 2013 by age / economic activity status and selected type of disability

	選定的殘疾類別（續）Selected type of disability (Cont'd)		所有殘疾人士（智障人士除外）@ All persons with disabilities (excluding persons with intellectual disability)@		整體人口 Total population
	言語能力有困難 Speech difficulty				
年齡組別／*經濟活動身分* Age group / *Economic activity status*	人數 No. of persons ('000)	百分比 %	人數 No. of persons ('000)	百分比 %	百分比 %
年齡15歲及以上 Aged 15 and over	**64.6**	**100.0**	**817.2**	**100.0**	**100.0**
從事經濟活動 Economically active	*8.5*	*13.1*	*164.1*	*20.1*	*58.9*
就業人士 Employed persons	7.5	11.6	147.5	18.1	55.5
失業人士 Unemployed persons	1.0	1.5 [11.8]*	16.6	2.0 [10.1]*	3.4 [5.8]*
非從事經濟活動 Economically inactive	*56.2*	*86.9*	*653.1*	*79.9*	*41.1*
退休人士 Retired persons	31.9	49.4	466.0	57.0	20.5
料理家務者 Home-makers	1.6	2.4	52.7	6.4	9.9
學生 Students	2.5	3.8	22.4	2.7	6.2
其他 Others	20.2	31.3	112.0	13.7	4.5
年齡18 - 64歲 Aged 18 - 64	**24.5**	**100.0**	**305.7**	**100.0**	**100.0**
從事經濟活動 Economically active	*7.9*	*32.3*	*144.9*	*47.4*	*73.4*
就業人士 Employed persons	6.9	28.2	129.5	42.4	69.1
失業人士 Unemployed persons	1.0	4.1 [12.6]*	15.4	5.0 [10.6]*	4.3 [5.9]*
非從事經濟活動 Economically inactive	*16.6*	*67.7*	*160.8*	*52.6*	*26.6*

註釋： @ 一名人士可能有多於一種選定殘疾類別。因此，殘疾人士的合計數目較有個別殘疾類別人士數目的總和為小。

* 方括號內的數字顯示在個別年齡組別中言語能力有困難人士／所有殘疾人士／整體人口的失業率。

Notes: @ A person might have more than one selected type of disability and hence the overall number of persons with disabilities is smaller than the sum of the number of persons with individual types of disability.

* Figures in square brackets represent the unemployment rates of persons with speech difficulty / all persons with disabilities / total population in the specific age groups.

表 A4.2a 按選定的殘疾類別及只有一種／有多於一種殘疾類別劃分的按2013年原有定義編製的就業殘疾人士數目

Table A4.2a Employed persons with disabilities based on the original definition adopted in 2013 by selected type of disability and with single disability / multiple disabilities

選定的殘疾類別 Selected type of disability	只有一種殘疾類別@ With single disability@ 人數 No. of persons ('000)	有多於一種殘疾類別 With multiple disabilities 人數* No. of persons* ('000)	總人數 Total no. of persons ('000)	佔整體就業人口的百分比 As % of the total employed population
身體活動能力受限制 Restriction in body movement	23.3 (74.7)	7.9 (25.3)	31.2 (100.0)	0.9
視覺有困難 Seeing difficulty	19.9 (75.2)	6.6 (24.8)	26.4 (100.0)	0.7
聽覺有困難 Hearing difficulty	25.0 (72.2)	9.6 (27.8)	34.6 (100.0)	0.9
言語能力有困難 Speech difficulty	2.4 (32.2)	5.1 (67.8)	7.5 (100.0)	0.2
精神病／情緒病 Mental illness / mood disorder	51.7 (84.9)	9.2 (15.1)	60.9 (100.0)	1.7
自閉症譜系障礙 Autism Spectrum Disorder	1.0 (41.9)	1.4 (58.1)	2.5 (100.0)	0.1
特殊學習困難 Specific Learning Difficulties	2.7 (55.6)	2.1 (44.4)	4.8 (100.0)	0.1
注意力不足／過度活躍症 Attention Deficit / Hyperactivity Disorder	1.3 (33.9)	2.6 (66.1)	3.9 (100.0)	0.1
所有殘疾人士（智障人士除外） All persons with disabilities (excluding persons with intellectual disability)	127.2 (86.3)	20.3 (13.7)	147.5 (100.0)	4.0

註釋： @ 包括只有一種殘疾類別及同時患有長期病患的就業人士。

* 由於有多於一種選定殘疾類別的就業人士會分別被點算在個別的殘疾類別內，就業殘疾人士的合計數目較個別殘疾類別就業人士數目的總和為小。

括號內的數字顯示就個別殘疾類別而言，在所有有關殘疾類別的就業人士中所佔的百分比。

Notes: @ Including employed persons with single disability and having chronic diseases at the same time.

* Employed persons with more than one selected type of disability were counted in the respective types of disability and hence the overall number of employed persons with disabilities is smaller than the sum of the number of employed persons with individual types of disability.

Figures in brackets represent the percentages in respect of all employed persons with the respective types of disability.

表 A4.2b 按年齡／性別及選定的殘疾類別劃分的按2013年原有定義編製的就業殘疾人士數目

Table A4.2b Employed persons with disabilities based on the original definition adopted in 2013 by age/sex and selected type of disability

	選定的殘疾類別 Selected type of disability					
	身體活動能力受限制 Restriction in body movement		視覺有困難 Seeing difficulty		聽覺有困難 Hearing difficulty	
年齡組別／性別 Age group / Sex	人數 No. of persons ('000)	百分比 %	人數 No. of persons ('000)	百分比 %	人數 No. of persons ('000)	百分比 %
年齡組別 Age group						
15 - 29	0.7	2.4	1.0	3.9	1.1	3.2
30 - 39	2.1	6.8	1.5	5.7	2.9	8.3
40 - 49	4.8	15.3	4.3	16.2	5.1	14.6
50 - 59	11.0	35.3	8.9	33.8	12.0	34.7
60 - 64	5.8	18.7	5.5	20.8	6.7	19.4
65 - 69	3.9	12.6	3.6	13.5	4.7	13.5
≥ 70	2.8	9.0	1.6	6.2	2.2	6.4
年齡中位數（歲） Median age (years)	57		57		57	
性別 Sex						
男 Male	15.2	48.6	13.2	49.7	20.5	59.1
女 Female	16.0	51.4	13.3	50.3	14.1	40.9
總計 Total	31.2	100.0	26.4	100.0	34.6	100.0

（待續）
(To be cont'd)

表 A4.2b（續） 按年齡／性別及選定的殘疾類別劃分的按2013年原有定義編製的就業殘疾人士數目

Table A4.2b (Cont'd) Employed persons with disabilities based on the original definition adopted in 2013 by age/sex and selected type of disability

年齡組別／性別 Age group / Sex	選定的殘疾類別（續） Selected type of disability (Cont'd) 言語能力有困難 Speech difficulty		所有就業殘疾人士（智障人士除外）@ All employed persons with disabilities (excluding persons with intellectual disability)@		整體就業人口 Total employed population
	人數 No. of persons ('000)	百分比 %	人數 No. of persons ('000)	百分比 %	百分比 %
年齡組別 Age group					
15 - 29	1.1	15.1	14.4	9.7	16.3
30 - 39	1.6	21.3	18.9	12.8	25.7
40 - 49	1.3	17.6	29.7	20.1	24.3
50 - 59	1.9	25.3	46.0	31.2	22.3
60 - 64	1.0	13.3	20.9	14.1	7.2
65 - 69	0.4	5.2	11.8	8.0	2.9
≥ 70	‡	‡	6.0	4.1	1.2
年齡中位數（歲） Median age (years)	47		52		42
性別 Sex					
男 Male	4.4	59.5	74.5	50.5	49.3
女 Female	3.0	40.5	73.0	49.5	50.7
總計 Total	7.5	100.0	147.5	100.0	100.0

註釋： @ 一名就業人士可能有多於一種選定殘疾類別。因此，就業殘疾人士的合計數目較有個別殘疾類別就業人士數目的總和為小。

‡ 由於抽樣誤差甚大，數目少於250的估計（包括數值為零的數字）或基於這些估計而編製的相關統計數字（如百分比）不予公布。

Notes: @ An employed person might have more than one selected type of disability and hence the overall number of employed persons with disabilities is smaller than the sum of the number of employed persons with individual types of disability.

‡ Estimates less than 250 (including zero figures) and related statistics derived based on such estimates (e.g. percentages) are not released due to very large sampling errors.

表 A4.2c 按婚姻狀況／教育程度及選定的殘疾類別劃分的按2013年原有定義編製的就業殘疾人士數目

Table A4.2c Employed persons with disabilities based on the original definition adopted in 2013 by marital status / educational attainment and selected type of disability

婚姻狀況／教育程度 Marital status / Educational attainment	選定的殘疾類別 Selected type of disability 身體活動能力受限制 Restriction in body movement 人數 No. of persons ('000)	百分比 %	視覺有困難 Seeing difficulty 人數 No. of persons ('000)	百分比 %	聽覺有困難 Hearing difficulty 人數 No. of persons ('000)	百分比 %
婚姻狀況 Marital status						
從未結婚 Never married	6.8	21.7	6.1	23.1	6.4	18.3
已婚 Currently married	18.6	59.6	16.2	61.2	22.9	66.1
喪偶／分居／離婚 Widowed/separated/divorced	5.8	18.6	4.2	15.7	5.4	15.5
教育程度 Educational attainment						
未受教育／學前教育 No schooling / pre-primary	0.7	2.2	0.8	3.0	1.2	3.5
小學 Primary	6.3	20.1	3.9	14.7	7.3	21.1
初中／高中 Lower/upper secondary	18.6	59.6	13.8	52.3	18.9	54.7
專上教育 Post-secondary						
非學位 Non-degree	1.9	6.2	3.1	11.8	2.8	8.0
學位 Degree	3.7	11.9	4.8	18.2	4.4	12.7
總計 Total	31.2	100.0	26.4	100.0	34.6	100.0

（待續）
(To be cont'd)

表 A4.2c（續） 按婚姻狀況／教育程度及選定的殘疾類別劃分的按2013年原有定義編製的就業殘疾人士數目

Table A4.2c (Cont'd) Employed persons with disabilities based on the original definition adopted in 2013 by marital status / educational attainment and selected type of disability

婚姻狀況／教育程度 Marital status / Educational attainment	選定的殘疾類別（續） Selected type of disability (Cont'd) 言語能力有困難 Speech difficulty 人數 No. of persons ('000)	百分比 %	所有就業殘疾人士（智障人士除外）@ All employed persons with disabilities (excluding persons with intellectual disability)@ 人數 No. of persons ('000)	百分比 %	整體就業人口 Total employed population 百分比 %
婚姻狀況 Marital status					
從未結婚 Never married	3.2	43.2	45.2	30.6	32.6
已婚 Currently married	3.1	41.6	79.8	54.1	60.0
喪偶／分居／離婚 Widowed/separated/divorced	1.1	15.2	22.5	15.3	7.5
教育程度 Educational attainment					
未受教育／學前教育 No schooling / pre-primary	‡	‡	2.5	1.7	0.8
小學 Primary	2.0	26.7	21.1	14.3	7.4
初中／高中 Lower/upper secondary	4.2	56.1	77.6	52.6	48.1
專上教育 Post-secondary					
非學位 Non-degree	0.5	6.2	14.7	10.0	10.4
學位 Degree	0.7	9.8	31.5	21.4	33.2
總計 Total	7.5	100.0	147.5	100.0	100.0

註釋： @ 一名就業人士可能有多於一種選定殘疾類別。因此，就業殘疾人士的合計數目較有個別殘疾類別就業人士數目的總和為小。

‡ 由於抽樣誤差甚大，數目少於250的估計（包括數值為零的數字）或基於這些估計而編製的相關統計數字（如百分比）不予公布。

Notes: @ An employed person might have more than one selected type of disability and hence the overall number of employed persons with disabilities is smaller than the sum of the number of employed persons with individual types of disability.

‡ Estimates less than 250 (including zero figures) and related statistics derived based on such estimates (e.g. percentages) are not released due to very large sampling errors.

表 A4.2d 按行業及選定的殘疾類別劃分的按2013年原有定義編製的就業殘疾人士數目

Table A4.2d Employed persons with disabilities based on the original definition adopted in 2013 by industry and selected type of disability

行業 Industry	選定的殘疾類別 Selected type of disability					
	身體活動能力受限制 Restriction in body movement		視覺有困難 Seeing difficulty		聽覺有困難 Hearing difficulty	
	人數 No. of persons ('000)	百分比 %	人數 No. of persons ('000)	百分比 %	人數 No. of persons ('000)	百分比 %
製造 Manufacturing	1.1	3.6	0.9	3.5	1.7	5.0
建造 Construction	2.5	8.1	2.3	8.7	3.7	10.8
進出口貿易及批發 Import/export trade and wholesale	2.6	8.2	2.5	9.6	2.9	8.3
零售、住宿及膳食服務 Retail, accommodation and food services	5.5	17.5	3.2	11.9	5.5	15.9
運輸、倉庫、郵政及速遞服務、資訊及通訊 Transportation, storage, postal and courier services, information and communications	2.2	7.2	3.4	12.9	4.7	13.7
金融、保險、地產、專業及商用服務 Financing, insurance, real estate, professional and business services	8.2	26.2	7.7	29.0	8.7	25.1
公共行政、社會及個人服務 Public administration, social and personal services	8.9	28.7	6.3	23.7	7.1	20.5
其他行業 Other industries	‡	‡	‡	‡	0.3	0.7
總計 Total	31.2	100.0	26.4	100.0	34.6	100.0

註釋： ‡ 由於抽樣誤差甚大，數目少於250的估計（包括數值為零的數字）或基於這些估計而編製的相關統計數字（如百分比）不予公布。

Note: ‡ Estimates less than 250 (including zero figures) and related statistics derived based on such estimates (e.g. percentages) are not released due to very large sampling errors.

（待續）
(To be cont'd)

表 A4.2d（續） 按行業及選定的殘疾類別劃分的按2013年原有定義編製的就業殘疾人士數目

Table A4.2d (Cont'd) Employed persons with disabilities based on the original definition adopted in 2013 by industry and selected type of disability

	選定的殘疾類別（續）Selected type of disability (Cont'd)		所有就業殘疾人士（智障人士除外）@ All employed persons with disabilities (excluding persons with intellectual disability)@		整體就業人口 Total employed population
	言語能力有困難 Speech difficulty				
行業 Industry	人數 No. of persons ('000)	百分比 %	人數 No. of persons ('000)	百分比 %	百分比 %
製造 Manufacturing	0.3	3.9	5.3	3.6	2.8
建造 Construction	0.3	3.9	11.1	7.5	8.5
進出口貿易及批發 Import/export trade and wholesale	0.3	3.7	11.4	7.8	8.9
零售、住宿及膳食服務 Retail, accommodation and food services	1.2	16.5	22.3	15.1	14.1
運輸、倉庫、郵政及速遞服務、資訊及通訊 Transportation, storage, postal and courier services, information and communications	0.9	12.1	16.7	11.3	11.8
金融、保險、地產、專業及商用服務 Financing, insurance, real estate, professional and business services	1.7	22.6	39.0	26.4	23.1
公共行政、社會及個人服務 Public administration, social and personal services	2.8	37.2	40.9	27.8	30.2
其他行業 Other industries	‡	‡	0.8	0.5	0.6
總計 Total	7.5	100.0	147.5	100.0	100.0

註釋： @ 一名就業人士可能有多於一種選定殘疾類別。因此，就業殘疾人士的合計數目較有個別殘疾類別就業人士數目的總和為小。

‡ 由於抽樣誤差甚大，數目少於250的估計（包括數值為零的數字）或基於這些估計而編製的相關統計數字（如百分比）不予公布。

Notes: @ An employed person might have more than one selected type of disability and hence the overall number of employed persons with disabilities is smaller than the sum of the number of employed persons with individual types of disability.

‡ Estimates less than 250 (including zero figures) and related statistics derived based on such estimates (e.g. percentages) are not released due to very large sampling errors.

表 A4.2e 按職業及選定的殘疾類別劃分的按2013年原有定義編製的就業殘疾人士數目

Table A4.2e Employed persons with disabilities based on the original definition adopted in 2013 by occupation and selected type of disability

	選定的殘疾類別 Selected type of disability					
	身體活動能力受限制 Restriction in body movement		視覺有困難 Seeing difficulty		聽覺有困難 Hearing difficulty	
職業 Occupation	人數 No. of persons ('000)	百分比 %	人數 No. of persons ('000)	百分比 %	人數 No. of persons ('000)	百分比 %
經理及行政級人員、專業人員及輔助專業人員 Managers and administrators, professionals and associate professionals	7.1	22.9	9.2	34.9	8.1	23.3
文書支援人員 Clerical support workers	3.9	12.5	3.9	14.7	4.4	12.8
服務工作及銷售人員 Service and sales workers	5.4	17.3	3.5	13.1	4.8	13.9
工藝及有關人員 Craft and related workers	2.3	7.3	1.5	5.6	3.6	10.5
機台及機器操作員及裝配員 Plant and machine operators and assemblers	1.5	4.8	1.4	5.3	2.6	7.4
非技術工人 Elementary occupations	11.0	35.3	7.0	26.4	11.1	32.1
其他職業 Other occupations	‡	‡	‡	‡	‡	‡
總計 Total	31.2	100.0	26.4	100.0	34.6	100.0

註釋： ‡ 由於抽樣誤差甚大，數目少於250的估計（包括數值為零的數字）或基於這些估計而編製的相關統計數字（如百分比）不予公布。

Note: ‡ Estimates less than 250 (including zero figures) and related statistics derived based on such estimates (e.g. percentages) are not released due to very large sampling errors.

（待續）
(To be cont'd)

表 A4.2e（續） 按職業及選定的殘疾類別劃分的按2013年原有定義編製的就業殘疾人士數目

Table A4.2e (Cont'd) Employed persons with disabilities based on the original definition adopted in 2013 by occupation and selected type of disability

	選定的殘疾類別（續）Selected type of disability (Cont'd)		所有就業殘疾人士（智障人士除外）@ All employed persons with disabilities (excluding persons with intellectual disability)@		整體就業人口 Total employed population
	言語能力有困難 Speech difficulty				
職業 Occupation	人數 No. of persons ('000)	百分比 %	人數 No. of persons ('000)	百分比 %	百分比 %
經理及行政級人員、專業人員及輔助專業人員 Managers and administrators, professionals and associate professionals	0.7	9.5	47.8	32.4	41.4
文書支援人員 Clerical support workers	1.0	13.5	18.5	12.6	12.5
服務工作及銷售人員 Service and sales workers	0.9	11.4	23.0	15.6	14.8
工藝及有關人員 Craft and related workers	0.5	6.4	10.4	7.0	6.2
機台及機器操作員及裝配員 Plant and machine operators and assemblers	‡	‡	6.8	4.6	4.4
非技術工人 Elementary occupations	4.2	56.5	41.0	27.8	20.6
其他職業 Other occupations	‡	‡	‡	‡	0.1
總計 Total	7.5	100.0	147.5	100.0	100.0

註釋： @ 一名就業人士可能有多於一種選定殘疾類別。因此，就業殘疾人士的合計數目較有個別殘疾類別就業人士數目的總和為小。

‡ 由於抽樣誤差甚大，數目少於250的估計（包括數值為零的數字）或基於這些估計而編製的相關統計數字（如百分比）不予公布。

Notes: @ An employed person might have more than one selected type of disability and hence the overall number of employed persons with disabilities is smaller than the sum of the number of employed persons with individual types of disability.

‡ Estimates less than 250 (including zero figures) and related statistics derived based on such estimates (e.g. percentages) are not released due to very large sampling errors.

表 A4.2f 按每月就業收入及選定的殘疾類別劃分的按2013年原有定義編製的就業殘疾人士數目

Table A4.2f Employed persons with disabilities based on the original definition adopted in 2013 by monthly employment earnings and selected type of disability

	選定的殘疾類別 Selected type of disability					
	身體活動能力受限制 Restriction in body movement		視覺有困難 Seeing difficulty		聽覺有困難 Hearing difficulty	
每月就業收入（港元） Monthly employment earnings (HK$)	人數 No. of persons ('000)	百分比 %	人數 No. of persons ('000)	百分比 %	人數 No. of persons ('000)	百分比 %
< 4,000#	4.2	13.6	2.2	8.5	3.2	9.1
4,000 - 6,999	3.2	10.3	1.8	6.9	2.8	8.2
7,000 - 9,999	3.9	12.6	2.5	9.3	3.4	9.9
10,000 - 14,999	8.0	25.7	7.1	26.7	9.7	28.1
15,000 - 19,999	3.7	12.0	3.1	11.8	4.8	14.0
20,000 - 29,999	4.0	12.7	3.6	13.6	5.3	15.4
≥ 30,000	4.1	13.1	6.1	23.2	5.3	15.2
總計 Total	31.2	100.0	26.4	100.0	34.6	100.0
每月就業收入中位數（港元） Median monthly employment earnings (HK$)	12,000 (12,700)		14,000 (14,300)		13,000 (13,000)	

註釋： # 大部分每月就業收入少於$4,000的就業殘疾人士於庇護工場工作或從事部分時間制工作。
括號內的數字顯示撇除在庇護工場工作的就業殘疾人士後的相應數字。

Notes: # Majority of those earning less than $4,000 per month were working in sheltered workshops or working on part-time basis.
Figures in brackets represent the corresponding figures for employed persons with disabilities after excluding those working in sheltered workshops.

（待續）
(To be cont'd)

表 A4.2f（續） 按每月就業收入及選定的殘疾類別劃分的按2013年原有定義編製的就業殘疾人士數目

Table A4.2f (Cont'd) Employed persons with disabilities based on the original definition adopted in 2013 by monthly employment earnings and selected type of disability

	選定的殘疾類別（續）Selected type of disability (Cont'd)		所有就業殘疾人士（智障人士除外）@ All employed persons with disabilities (excluding persons with intellectual disability)@		整體就業人口 Total employed population
	言語能力有困難 Speech difficulty				
每月就業收入（港元）Monthly employment earnings (HK$)	人數 No. of persons ('000)	百分比 %	人數 No. of persons ('000)	百分比 %	百分比 %
< 4,000#	1.7	23.2	15.9	10.8	3.7
4,000 - 6,999	1.0	13.7	12.3	8.3	12.5
7,000 - 9,999	0.8	10.4	14.3	9.7	5.6
10,000 - 14,999	1.9	25.4	35.7	24.2	16.8
15,000 - 19,999	0.8	10.7	19.0	12.9	16.9
20,000 - 29,999	0.6	8.2	22.2	15.1	18.0
≥ 30,000	0.6	8.3	28.1	19.1	26.6
總計 Total	7.5	100.0	147.5	100.0	100.0
每月就業收入中位數（港元）Median monthly employment earnings (HK$)	10,500 (11,000)		14,000 (14,100)		17,700

註釋：

@ 一名就業人士可能有多於一種選定殘疾類別。因此，就業殘疾人士的合計數目較有個別殘疾類別就業人士數目的總和為小。

大部分每月就業收入少於$4,000的就業殘疾人士於庇護工場工作或從事部分時間制工作。

括號內的數字顯示撇除在庇護工場工作的就業殘疾人士後的相應數字。

Notes:

@ An employed person might have more than one selected type of disability and hence the overall number of employed persons with disabilities is smaller than the sum of the number of employed persons with individual types of disability.

Majority of those earning less than $4,000 per month were working in sheltered workshops or working on part-time basis.

Figures in brackets represent the corresponding figures for employed persons with disabilities after excluding those working in sheltered workshops.

表 A4.3 按身體活動能力受限制的主要類別劃分的按2013年原有定義編製的身體活動能力受限制人士數目

Table A4.3 Persons with restriction in body movement based on the original definition adopted in 2013 by major type of restriction in body movement

身體活動能力受限制的主要類別 Major type of restriction in body movement	人數 No. of persons ('000)	百分比* %*	佔整體人口的百分比 As % of total population
下肢／腳活動困難 Mobility difficulty with lower limb / foot	258.8	62.3	3.5
上肢／手活動困難 Mobility difficulty with upper limb / hand	67.7	16.3	0.9
腰／背活動困難 Mobility difficulty with lumbar and back	39.7	9.5	0.5
四肢痲痺／無力 Quadriplegia / weak limbs	38.7	9.3	0.5
癱瘓 Paralysis	9.6	2.3	0.1
頸部活動困難 Mobility difficulty with neck	5.6	1.3	0.1
痙攣 Cramps	3.4	0.8	§
缺失上／下肢 Loss of upper/lower limbs	2.5	0.6	§
缺失腳掌／趾 Loss of foot/toe	1.1	0.3	§
缺失手掌／指 Loss of hand/finger	0.7	0.2	§
其他 Others	3.6	0.9	§
合計@ Overall@	415.4	100.0	5.6

註釋： * 數字顯示在所有身體活動能力受限制人士中所佔的百分比。
§ 少於0.05。
@ 一名人士可能有多於一種身體活動能力受限制類別。因此，身體活動能力受限制人士的合計數目較有個別身體活動能力受限制類別人士數目的總和為小。

Notes: * Figures represent the percentages in respect of all persons with restriction in body movement.
§ Less than 0.05.
@ A person might have more than one type of restriction in body movement and hence the overall number of persons with restriction in body movement is smaller than the sum of the number of persons with individual types of restriction in body movement.

附錄 5 估計的可靠性
Appendix 5 Reliability of the estimates

A5.1 是項統計調查的結果受抽樣誤差和非抽樣誤差影響。本報告書所載的估計是根據一個特定樣本所得的資料編製。以同樣的抽樣方式，可抽選出許多大小相同的可能樣本，而是項統計調查的樣本為眾多樣本的其中之一。由於每次抽選的樣本都會略有不同，因此不同樣本得出的估計亦互有差異。「抽樣誤差」正是計算這些差異的統計量數，可用以量度從一個特定樣本所得的估計，在估計總體數據方面的精確程度。

A5.1 Results of this survey are subject to sampling error and non-sampling error. The estimates contained in this report were based on information obtained from a particular sample, which was one of a large number of possible samples of the same size that could be selected using the same sample design. By chance, estimates derived from different samples would differ from each other. The "sampling error" is a measure of these variations and is thus a measure of the precision with which an estimate derived from a particular sample would approximate the population parameter to be measured.

A5.2 由於本報告書所載的估計有抽樣誤差，寫作零的數字，可能是一個小數值的數字，而並非是零。

A5.2 It should be noted that since all estimates contained in this report are subject to sampling error, a zero figure may mean a non-zero figure of a small magnitude.

A5.3 本報告書在比較各種變數估計的精確程度時，採用了*離中系數*。離中系數的計算方法，是將*標準誤差*除以有關估計，再以百分比表示。標準誤差是根據統計原理所訂的公式計算。一般來說，標準誤差與總體內各元素的變異、樣本規模和樣本設計相關。

A5.3 For comparing the precision of the estimates of various variables in this report, the *coefficient of variation* (CV) is used. CV is obtained by expressing the *standard error* (SE) as a percentage of the estimate to which it refers. In turn, the SE is computed according to a formula which is established on the basis of statistical theory. Generally speaking, the SE is related to the variability of the elements in the population, the size of the sample and the sample design adopted for the survey.

A5.4 本報告書所列載的主要變數估計的離中系數如下：

A5.4 The CV of the estimates of the main variables presented in this report are given below:

變數 Variable	估計 Estimate	離中系數 CV (%)
殘疾人士 Persons with disabilities	534 200	1.7
身體活動能力受限制人士 *Persons with restriction in body movement*	*244 000*	*2.3*
視覺有困難人士 *Persons with seeing difficulty*	*47 600*	*6.9*
聽覺有困難人士 *Persons with hearing difficulty*	*47 900*	*5.0*
溝通能力有困難人士 *Persons with communication difficulty*	*48 700*	*5.0*

變數 Variable	估計 Estimate	離中系數 CV (%)
有精神病／情緒病人士 *Persons with mentally illness / mood disorder*	*256 800*	*1.9*
有自閉症譜系障礙人士 *Persons with Autism Spectrum Disorder*	*22 400*	*6.3*
有特殊學習困難人士 *Persons with Specific Learning Difficulties*	*35 400*	*9.2*
有注意力不足／過度活躍症人士 *Persons with Attention Deficit / Hyperactivity Disorder*	*38 200*	*4.9*
長期病患者 Persons with chronic diseases	1 799 100	1.1

附錄 6　曾出版的從綜合住戶統計調查搜集所得的社會資料專題報告書
Appendix 6　Previously published Special Topics Reports on social data collected via the General Household Survey

曾出版的專題報告書

第一號專題報告書
英文版

- 就醫情況 *(11/1982-1/1983)*
- 有關吸烟及呼吸系統疾病的流行病學統計調查 *(5/1982-7/1982)*
- 體育及野外康樂活動 *(2/1982-3/1982)*
- 學生在家溫習的時間 *(11/1982-1/1983)*
- 勞工流動情況 *(1/1982-3/1982)*
- 部分時間工作 *(5/1982-7/1982)*
- 氣體安全 *(2/1983-4/1983)*
- 住戶飼養的貓狗數目 *(1/1982-3/1982)*

第二號專題報告書
英文版

- 就醫情況 *(7/1983-9/1983)*
- 吸烟習慣 *(3/1983)*
- 可供使用的汽車及通宵泊車情況 *(10/1983-12/1983)*
- 上／下班的公共交通支出 *(10/1983-12/1983)*
- 體育及野外康樂活動 *(7/1983-9/1983)*
- 勞工流動情況 *(7/1983-9/1983)*
- 私人住宅的居住面積及密度 *(10/1983-12/1983)*
- 家居耐用品 *(8/1982-10/1982)*

第三號專題報告書
英文版

- 文盲 *(10/1984-12/1984)*
- 修讀兼讀課程的情況 *(4/1984-6/1984)*
- 香港居民在海外獲取高等教育資格的情況 *(4/1984-6/1984)*
- 私家車使用情況 *(10/1984-12/1984)*
- 的士使用情況 *(8/1984-9/1984)*
- 有薪酬的超時工作 *(5/1984)*
- 僱員病假模式 *(7/1984-9/1984)*
- 吸烟習慣 *(7/1984)*

Previously published Special Topics Reports

Special Topics Report No. I
English version

- Doctor consultation *(11/1982-1/1983)*
- Epidemiological survey on smoking and diseases of the respiratory system *(5/1982-7/1982)*
- Sports and countryside recreational activities *(2/1982-3/1982)*
- Time spent on home study by students *(11/1982-1/1983)*
- Labour mobility *(1/1982-3/1982)*
- Part-time employment *(5/1982-7/1982)*
- Gas safety *(2/1983-4/1983)*
- Number of cats/dogs kept in households *(1/1982-3/1982)*

Special Topics Report No. II
English version

- Doctor consultation *(7/1983-9/1983)*
- Smoking patterns *(3/1983)*
- Car availability and overnight parking *(10/1983-12/1983)*
- Expenditure on public transport in commuting to and from work *(10/1983-12/1983)*
- Sports and countryside recreational activities *(7/1983-9/1983)*
- Labour mobility *(7/1983-9/1983)*
- Living area and occupation density of private households *(10/1983-12/1983)*
- Household durables *(8/1982-10/1982)*

Special Topics Report No. III
English version

- Illiteracy *(10/1984-12/1984)*
- Participation in part-time education *(4/1984-6/1984)*
- Higher education attained outside Hong Kong by local residents *(4/1984-6/1984)*
- Availability and use of private cars *(10/1984-12/1984)*
- Use of taxis *(8/1984-9/1984)*
- Paid overtime work *(5/1984)*
- Sick leave pattern of employees *(7/1984-9/1984)*
- Smoking patterns *(7/1984)*

第四號專題報告書 英文版	**Special Topics Report No. IV** English version
• 勞工供應及流動情況 *(10/1987-12/1987)*	Labour supply and mobility *(10/1987-12/1987)*

第五號專題報告書 英文版	**Special Topics Report No. V** English version
• 修讀兼讀課程的情況 *(4/1988-6/1988)*	Participation in part-time education *(4/1988-6/1988)*
• 吸烟習慣 *(7/1988)*	Cigarette smoking pattern *(7/1988)*
• 的士使用情況 *(8/1987-9/1987)*	Use of taxis *(8/1987-9/1987)*
• 文化表演出席情況 *(1/1988-3/1988)*	Attending cultural performances *(1/1988-3/1988)*
• 僱員病假模式 *(8/1987-9/1987)*	Sick leave pattern of employees *(8/1987-9/1987)*
• 部分時間工作 *(4/1988-6/1988)*	Part-time employment *(4/1988-6/1988)*

第六號專題報告書 英文版	**Special Topics Report No. VI** English version
• 郊野公園 *(10/1988-12/1988)*	Country parks *(10/1988-12/1988)*
• 香港文物保護 *(1/1989)*	Heritage preservation *(1/1989)*
• 就醫情況 *(1/1989)*	Doctor consultation *(1/1989)*
• 上／下班的公共交通支出 *(8/1988-9/1988)*	Expenditure on public transport to and from work *(8/1988-9/1988)*
• 等候的士時間 *(3/1989)*	Taxi waiting time *(3/1989)*
• 家庭傭工 *(10/1988-12/1988)*	Domestic helpers *(10/1988-12/1988)*
• 在中國工作的香港居民 *(10/1988-12/1988)*	Hong Kong residents working in China *(10/1988-12/1988)*

第七號專題報告書 英文版	**Special Topics Report No. VII** English version
• 在中國工作的香港居民 *(10/1989-12/1989)*	Hong Kong residents working in China *(10/1989-12/1989)*
• 積極找尋其他工作的就業人士 *(1/1990-3/1990)*	Employed persons actively seeking other employment *(1/1990-3/1990)*
• 僱員病假及產假模式 *(8/1990-9/1990)*	Sick leave pattern and maternity leave pattern of employees *(8/1990-9/1990)*
• 入住醫院情況 *(10/1989-12/1989)*	Hospitalization *(10/1989-12/1989)*
• 就醫情況 *(7/1990)*	Doctor consultation *(7/1990)*
• 吸烟習慣 *(7/1990)*	Cigarette smoking pattern *(7/1990)*
• 玩具安全 *(1/1990-3/1990)*	Toy safety *(1/1990-3/1990)*
• 家庭生活教育服務 *(1/1990-3/1990)*	Family life education service *(1/1990-3/1990)*
• 對家庭服務中心的認識 *(4/1990-6/1990)*	Awareness of family service centres *(4/1990-6/1990)*

第八號專題報告書
英文版

Special Topics Report No. VIII
English version

- 電台廣播的收聽情況 *(1/1991-3/1991)* — Radio audienceship *(1/1991-3/1991)*
- 文化表演出席情況 *(1/1991-3/1991)* — Attending cultural performances *(1/1991-3/1991)*
- 捐腎情況 *(5/1991-6/1991)* — Kidney donation *(5/1991-6/1991)*
- 牙科診治情況 *(10/1990-12/1990)* — Dental consultation *(10/1990-12/1990)*
- 入住醫院情況 *(7/1991-9/1991)* — Hospitalization *(7/1991-9/1991)*
- 僱主或工作機構提供的醫療福利及醫療保險 *(7/1991-9/1991)* — Medical benefits provided by employer/company and medical insurance *(7/1991-9/1991)*
- 家庭傭工 *(10/1990-12/1990)* — Domestic helpers *(10/1990-12/1990)*
- 汽車防盜設施的安裝及使用情況 *(4/1991-6/1991)* — Installation and use of anti-theft device in motor vehicles *(4/1991-6/1991)*
- 在中國結婚的香港居民 *(4/1991-6/1991)* — Hong Kong residents married in China *(4/1991-6/1991)*

第九號專題報告書
英文版

Special Topics Report No. IX
English version

- 家庭傭工 *(10/1991-12/1991)* — Domestic helpers *(10/1991-12/1991)*
- 在海外獲取高等教育資格的情況 (10/1991-12/1991) — Higher education attained outside Hong Kong *(10/1991-12/1991)*
- 等候的士時間 *(10/1991-11/1991)* — Taxi waiting time *(10/1991-11/1991)*
- 就業人士轉職情況 *(1/1992-3/1992)* — Occupational mobility *(1/1992-3/1992)*
- 電視及錄影機的使用情況 *(1/1992-3/1992)* — Use of television sets and video cassette recorders *(1/1992-3/1992)*

第十號專題報告書
英文版

Special Topics Report No. X
English version

- 在中國工作的香港居民 *(4/1992-6/1992)* — Hong Kong residents working in China *(4/1992-6/1992)*
- 僱員離職情況 *(4/1992-6/1992)* — Worker displacement in Hong Kong *(4/1992-6/1992)*
- 香港居民的健康狀況 *(7/1992)* — Health status of the population in Hong Kong *(7/1992)*
- 就醫情況 *(8/1992-9/1992)* — Doctor consultation *(8/1992-9/1992)*
- 捐贈器官情況 *(8/1992-9/1992)* — Organ donation *(8/1992-9/1992)*
- 學童保健計劃 *(8/1992-9/1992)* — School medical services *(8/1992-9/1992)*

第十一號專題報告書 英文版	**Special Topics Report No. 11** English version
• 勞工流動情況 *(10/1992-1/1993)*	Labour mobility *(10/1992-1/1993)*
• 家庭傭工 *(11/1992-2/1993)*	Domestic helpers *(11/1992-2/1993)*
• 僱員病假及產假模式 *(3/1993-7/1993)*	Sick leave and maternity leave patterns of employees *(3/1993-7/1993)*
• 吸烟習慣 *(8/1993-9/1993)*	Cigarette smoking pattern *(8/1993-9/1993)*
• 公眾對能源效益的認識 *(9/1993-11/1993)*	Public awareness of the concept of energy efficiency *(9/1993-11/1993)*
• 等候的士時間 *(10/1993-12/1993)*	Taxi waiting time *(10/1993-12/1993)*

第十二號專題報告書 英文版	**Special Topics Report No. 12** English version
• 家庭傭工 *(8/1993-12/1993)*	Domestic helpers *(8/1993-12/1993)*
• 家庭生活教育 *(1/1994-2/1994)*	Family life education *(1/1994-2/1994)*
• 市民光顧小販的情況 *(4/1994-5/1994)*	Hawker situation and hawker patronage behaviour *(4/1994-5/1994)*
• 香港文物保護 *(6/1994-10/1994)*	Heritage preservation *(6/1994-10/1994)*
• 捐贈器官情況 *(6/1994-10/1994)*	Organ donation *(6/1994-10/1994)*
• 乘搭的士的地點 *(10/1994)*	Taxi boarding location *(10/1994)*

第十三號專題報告書 中英文對照版	**Special Topics Report No. 13** Bilingual version
• 部分時間工作 *(11/1994-3/1995)*	Part-time employment *(11/1994-3/1995)*
• 學生做暑期工的情況 *(11/1994-3/1995)*	Students taking up summer jobs *(11/1994-3/1995)*
• 入住醫院情況 *(4/1995-8/1995)*	Hospitalization *(4/1995-8/1995)*
• 僱員離職情況 *(4/1995-8/1995)*	Worker displacement *(4/1995-8/1995)*

第十四號專題報告書 中英文對照版	**Special Topics Report No. 14** Bilingual version
• 在中國工作的香港居民 *(9/1995-10/1995)*	Hong Kong residents working in China *(9/1995-10/1995)*
• 勞工流動情況 *(9/1995-10/1995)*	Labour mobility *(9/1995-10/1995)*
• 等候的士時間 *(11/1995-12/1995)*	Taxi waiting time *(11/1995-12/1995)*
• 家庭傭工 *(11/1995-1/1996)*	Domestic helpers *(11/1995-1/1996)*

第十五號專題報告書
中英文對照版

- 在中國內地結婚的香港居民 *(11/1995-1/1996)*
- 吸烟習慣 *(1/1996)*
- 公眾對能源效益的認識 *(2/1996-4/1996)*
- 公眾對申訴專員公署的認識 *(2/1996-4/1996)*
- 香港居民的健康及就醫情況 *(5/1996-6/1996)*

Special Topics Report No. 15
Bilingual version

- Hong Kong residents married in Mainland China *(11/1995-1/1996)*
- Cigarette smoking pattern *(1/1996)*
- Public awareness of the concept of energy efficiency *(2/1996-4/1996)*
- Public awareness of the Office of The Ombudsman *(2/1996-4/1996)*
- Hong Kong residents' health status and doctor consultation *(5/1996-6/1996)*

第十六號專題報告書
中英文對照版

- 保姆照顧六歲以下兒童的服務使用情況 *(7/1996-9/1996)*
- 僱員病假及產假模式 *(7/1996-9/1996)*
- 內地來港定居未足七年人士對社會服務的需求及認識 *(10/1996-1/1997)*
- 使用公共小巴服務情況 *(2/1997-3/1997)*

Special Topics Report No. 16
Bilingual version

- Utilization of service provided by childminders for care of children aged below six *(7/1996-9/1996)*
- Sick leave and maternity leave patterns of employees *(7/1996-9/1996)*
- Need for and awareness of social services in respect of persons from the mainland of China having resided in Hong Kong for less than 7 years *(10/1996-1/1997)*
- Patronage of public light buses *(2/1997-3/1997)*

第十七號專題報告書
中英文對照版

- 獨留十二歲及以下兒童在家情況 *(4/1997-6/1997)*
- 住戶飼養貓狗情況 *(4/1997-6/1997)*

Special Topics Report No. 17
Bilingual version

- Leaving children aged 12 and below unattended at home *(4/1997-6/1997)*
- Keeping of cats and dogs in households *(4/1997-6/1997)*

第十八號專題報告書
中英文對照版

- 公眾對維修斜坡的重要性的認識 *(7/1997-9/1997)*
- 公眾對投訴警方獨立監察委員會的認識 *(7/1997-9/1997)*

Special Topics Report No. 18
Bilingual version

- Public awareness of the importance of slope maintenance *(7/1997-9/1997)*
- Public awareness of the Independent Police Complaints Council *(7/1997-9/1997)*

第十九號專題報告書
中英文對照版

- 勞工流動情況及相關課題 *(10/1997-12/1997)*

Special Topics Report No. 19
Bilingual version

- Labour mobility and related subjects *(10/1997-12/1997)*

第二十號專題報告書
中英文對照版

- 僱員工作時數模式 *(10/1996-11/1996)*
- 住戶參與家居廢物分類及回收的情況 *(1/1998-3/1998)*
- 使用互聯網服務情況 *(1/1998-3/1998)*
- 吸烟習慣 *(3/1998)*

Special Topics Report No. 20
Bilingual version

- Patterns of hours of work of employees *(10/1996-11/1996)*
- Participation of households in source separation and recovery of domestic wastes *(1/1998-3/1998)*
- Utilization of Internet service *(1/1998-3/1998)*
- Cigarette smoking pattern *(3/1998)*

第二十一號專題報告書
中英文對照版

- 等候的士時間 *(4/1998-5/1998)*
- 入住醫院情況 *(4/1998-6/1998)*
- 在中國內地工作的香港居民 *(5/1998-6/1998)*

Special Topics Report No. 21
Bilingual version

- Time spent in waiting taxi *(4/1998-5/1998)*
- Hospitalization *(4/1998-6/1998)*
- Hong Kong residents working in the mainland of China *(5/1998-6/1998)*

第二十二號專題報告書
中英文對照版

- 有配偶或子女在中國內地的香港居民 *(3/1999-5/1999)*

Special Topics Report No. 22
Bilingual version

- Hong Kong residents with spouses/children in the Mainland of China *(3/1999-5/1999)*

第二十三號專題報告書
中英文對照版

- 僱員病假模式 *(7/1998-9/1998)*
- 僱員離職情況 *(7/1998-9/1998)*

Special Topics Report No. 23
Bilingual version

- Sick leave pattern of employees *(7/1998-9/1998)*
- Worker displacement *(7/1998-9/1998)*

第二十四號專題報告書
中英文對照版

- 僱主或機構提供醫療福利予僱員及個人購買醫療保險的情況 *(10/1998-12/1998)*
- 六十歲及以上獨居長者的情況 *(1/1999-3/1999)*
- 部分時間工作 *(1/1999-2/1999)*

Special Topics Report No. 24
Bilingual version

- Provision of medical benefits by employers/ companies and purchase of medical insurance by individuals *(10/1998-12/1998)*
- A profile of elderly persons aged 60 and over living alone *(1/1999-3/1999)*
- Part-time employment *(1/1999-2/1999)*

第二十五號專題報告書
中英文對照版

- 就業人士轉工情況 *(6/1999-8/1999)*
- 內地來港定居未足七年人士 *(7/1999-12/1999)*
- 回流香港人士 *(7/1999-12/1999)*

Special Topics Report No. 25
Bilingual version

Job-changing of employed persons *(6/1999-8/1999)*
Persons from the mainland of China having resided in Hong Kong for less than 7 years *(7/1999-12/1999)*
Returnees to Hong Kong *(7/1999-12/1999)*

第二十六號專題報告書
中英文對照版

- 勞工流動情況及其他與勞工相關課題 *(10/1999-12/1999)*

Special Topics Report No. 26
Bilingual version

Labour mobility and other labour-related subjects *(10/1999-12/1999)*

第二十七號專題報告書
中英文對照版

- 臨時僱員就業情況 *(7/2000-9/2000)*
- 部分時間制工作 *(7/2000-9/2000)*
- 長者及中年人的生活、健康及經濟狀況 *(7/2000-9/2000)*

Special Topics Report No. 27
Bilingual version

Casual employment *(7/2000-9/2000)*
Part-time employment *(7/2000-9/2000)*
Socio-demographic, health and economic profiles of elderly people and soon-to-be old people *(7/2000-9/2000)*

第二十八號專題報告書
中英文對照版

- 殘疾人士及長期病患者 *(1/2000-12/2000)*

Special Topics Report No. 28
Bilingual version

Persons with disabilities and chronic diseases *(1/2000-12/2000)*

第二十九號專題報告書
中英文對照版

- 僱員離職情況 *(10/2000-12/2000)*
- 就業人士轉工情況 *(10/2000-12/2000)*
- 僱員工作時間內的用膳及休息時段 *(1/2001-2/2001)*

Special Topics Report No. 29
Bilingual version

Worker displacement *(10/2000-12/2000)*
Job-changing of employed persons *(10/2000-12/2000)*
Meal breaks and rest breaks of employees during working hours *(1/2001-2/2001)*

第三十號專題報告書
中英文對照版

- 臨時僱員就業情況 *(4/2001-6/2001)*
- 在中國內地工作的香港居民 *(4/2001-6/2001)*

Special Topics Report No. 30
Bilingual version

Casual employment *(4/2001-6/2001)*
Hong Kong residents working in the mainland of China *(4/2001-6/2001)*

第三十一號專題報告書
中英文對照版

- 勞工流動情況 *(10/2001-12/2001)*
- 就業人士轉工情況 *(10/2001-12/2001)*
- 非從事經濟活動人士若遇上合適工作時會接受工作的意願 *(1/2002-3/2002)*

Special Topics Report No. 31
Bilingual version

- Labour mobility *(10/2001-12/2001)*
- Job-changing of employed persons *(10/2001-12/2001)*
- Desire of economically inactive persons for taking up jobs if being offered suitable employment *(1/2002-3/2002)*

第三十二號專題報告書
中英文對照版

- 僱員工作時數模式 *(7/2001-9/2001)*
- 僱傭條例下的僱員福利 *(7/2001-9/2001)*

Special Topics Report No. 32
Bilingual version

- Patterns of hours of work of employees *(7/2001-9/2001)*
- Benefits of employees under the Employment Ordinance *(7/2001-9/2001)*

第三十三號專題報告書
中英文對照版

- 臨時僱員就業情況 *(4/2002-6/2002)*
- 從事部分時間制工作僱員的就業情況 *(4/2002-6/2002)*
- 在中國內地工作的香港居民 *(4/2002-6/2002)*

Special Topics Report No. 33
Bilingual version

- Casual employment *(4/2002-6/2002)*
- Part-time employment *(4/2002-6/2002)*
- Hong Kong residents working in the mainland of China *(4/2002-6/2002)*

第三十四號專題報告書
中英文對照版

- 就業人士轉工情況 *(7/2002-9/2002)*
- 臨時僱員就業情況 *(10/2002-12/2002)*
- 僱員離職情況 *(7/2002-12/2002)*

Special Topics Report No. 34
Bilingual version

- Job-changing of employed persons *(7/2002-9/2002)*
- Casual employment *(10/2002-12/2002)*
- Worker displacement *(7/2002-12/2002)*

第三十五號專題報告書
中英文對照版

- 在中國內地工作的香港居民 *(1/2003-3/2003)*

Special Topics Report No. 35
Bilingual version

- Hong Kong residents working in the mainland of China *(1/2003-3/2003)*

第三十六號專題報告書
中英文對照版

- 臨時僱員就業情況 *(4/2003-6/2003)*
- 自僱人士就業情況 *(4/2003-6/2003)*

Special Topics Report No. 36
Bilingual version

- Casual employment *(4/2003-6/2003)*
- Self-employment *(4/2003-6/2003)*

第三十七號專題報告書
中英文對照版

- 僱員工作時數模式 *(7/2003-9/2003)*
- 從事部分時間制工作僱員的就業情況 *(7/2003-9/2003)*

Special Topics Report No. 37
Bilingual version

Patterns of hours of work of employees *(7/2003-9/2003)*
Part-time employment *(7/2003-9/2003)*

第三十八號專題報告書
中英文對照版

- 在中國內地工作的香港居民 *(2/2004-3/2004)*

Special Topics Report No. 38
Bilingual version

Hong Kong residents working in the mainland of China *(2/2004-3/2004)*

第三十九號專題報告書
中英文對照版

- 勞工流動情況 *(4/2004-6/2004)*

Special Topics Report No. 39
Bilingual version

Labour mobility *(4/2004-6/2004)*

第四十號專題報告書
中英文對照版

- 就業人士轉工情況 *(7/2004-9/2004)*

Special Topics Report No. 40
Bilingual version

Job-changing of employed persons *(7/2004-9/2004)*

第四十一號專題報告書
中英文對照版

- 非從事經濟活動人士若遇上合適工作時會接受工作的意願 *(10/2004-12/2004)*

Special Topics Report No. 41
Bilingual version

Desire of economically inactive persons for taking up jobs if being offered suitable employment *(10/2004-12/2004)*

第四十二號專題報告書
中英文對照版

- 在中國內地工作的香港居民 *(1/2005-3/2005)*

Special Topics Report No. 42
Bilingual version

Hong Kong residents working in the mainland of China *(1/2005-3/2005)*

第四十三號專題報告書
中英文對照版

- 臨時僱員就業情況 *(4/2005-6/2005)*
- 從事部分時間制工作僱員的就業情況 *(4/2005-6/2005)*

Special Topics Report No. 43
Bilingual version

Casual employment *(4/2005-6/2005)*
Part-time employment *(4/2005-6/2005)*

第四十四號專題報告書
中英文對照版

- 就業人士轉工情況 *(7/2005-9/2005)*

Special Topics Report No. 44
Bilingual version

Job-changing of employed persons *(7/2005-9/2005)*

第四十五號專題報告書
中英文對照版

- 《僱傭條例》下的僱員福利 *(1/2006-3/2006)*

Special Topics Report No. 45
Bilingual version

Benefits of employees under the Employment Ordinance *(1/2006-3/2006)*

第四十六號專題報告書
中英文對照版

- 僱員工作時數模式 *(4/2006-6/2006)*

Special Topics Report No. 46
Bilingual version

Patterns of hours of work of employees *(4/2006-6/2006)*

第四十七號專題報告書
中英文對照版

- 勞工流動情況 *(7/2006-9/2006)*

Special Topics Report No. 47
Bilingual version

Labour mobility *(7/2006-9/2006)*

第四十八號專題報告書
中英文對照版

- 殘疾人士及長期病患者 *(11/2006-12/2007)*

Special Topics Report No. 48
Bilingual version

Persons with disabilities and chronic diseases *(11/2006-12/2007)*

第四十九號專題報告書
中英文對照版

- 在中國內地工作的香港居民 *(7/2008-9/2008)*

Special Topics Report No. 49
Bilingual version

Hong Kong residents working in the mainland of China *(7/2008-9/2008)*

第五十號專題報告書
中英文對照版

- 僱員工作時數模式 *(1/2008-6/2008)*

Special Topics Report No. 50
Bilingual version

Patterns of hours of work of employees *(1/2008-6/2008)*

第五十一號專題報告書
中英文對照版

- 非從事經濟活動人士若遇上合適工作時會接受工作的意願 *(1/2009-3/2009)*

Special Topics Report No. 51
Bilingual version

Desire of economically inactive persons for taking up jobs if being offered suitable employment *(1/2009-3/2009)*

第五十二號專題報告書
中英文對照版

- 臨時僱員就業情況 *(4/2009-6/2009)*
- 從事部分時間制工作僱員的就業情況 *(4/2009-6/2009)*

Special Topics Report No. 52
Bilingual version

Casual employment *(4/2009-6/2009)*
Part-time employment *(4/2009-6/2009)*

第五十三專題報告書
中英文對照版

- 在中國內地工作的香港居民 *(7/2009-9/2009)*

Special Topics Report No. 53
Bilingual version

Hong Kong residents working in the mainland of China *(7/2009-9/2009)*

第五十四號專題報告書
中英文對照版

- 勞工流動情況 (1/2010-3/2010)

Special Topics Report No. 54
Bilingual version

Labour mobility *(1/2010-3/2010)*

第五十五號專題報告書
中英文對照版

- 受僱於短期或短工時的僱傭合約的僱員 *(10/2009-12/2009)*

Special Topics Report No. 55
Bilingual version

Employees engaged under employment contracts with short duration or working hours *(10/2009-12/2009)*

第五十六號專題報告書
中英文對照版

- 自僱人士就業情況 *(4/2010-6/2010)*

Special Topics Report No. 56
Bilingual version

Self-employment *(4/2010-6/2010)*

第五十七號專題報告書
中英文對照版

- 在中國內地工作的香港居民 *(7/2010-9/2010)*

Special Topics Report No. 57
Bilingual version

Hong Kong residents working in the mainland of China *(7/2010-9/2010)*

第五十八號專題報告書
中英文對照版

- 就業人士轉工情況 *(10/2010-12/2010)*

Special Topics Report No. 58
Bilingual version

Job-changing of employed persons *(10/2010-12/2010)*

第五十九號專題報告書
中英文對照版

- 非從事經濟活動人士若遇上合適工作時會接受工作的意願 *(4/2011-6/2011)*

Special Topics Report No. 59
Bilingual version

Desire of economically inactive persons for taking up jobs if being offered suitable employment *(4/2011-6/2011)*

第六十號專題報告書
中英文對照版

- 自僱人士就業情況 *(10/2011-12/2011)*

Special Topics Report No. 60
Bilingual version

Self-employment *(10/2011-12/2011)*

第 61 號專題報告書
中英文對照版

- 就業人士轉工情況 *(1/2012-3/2012)*

Special Topics Report No. 61
Bilingual version

Job-changing of employed persons *(1/2012-3/2012)*

第 62 號專題報告書
中英文對照版

- 殘疾人士及長期病患者 *(1/2013-12/2013)*

Special Topics Report No. 62
Bilingual version

Persons with disabilities and chronic diseases *(1/2013-12/2013)*

獲取政府統計處刊物的方法
Means of Obtaining Publications of the Census and Statistics Department

網站

用戶可以在政府統計處網站 (www.censtatd.gov.hk/tc/page_1273.html) 下載統計刊物。

政府統計處刊物出版組

政府統計處備有其少數過往期號刊物的印刷版，市民可親臨政府統計處刊物出版組購買。

政府統計處刊物出版組亦設有閱讀區，陳列政府統計處各類刊物的最新期號，供讀者查閱。市民亦可於該閱讀區瀏覽政府統計處網站。

刊物出版組的地址是：
香港灣仔港灣道 12 號
灣仔政府大樓 19 樓
電話：(852) 2582 3025
圖文傳真：(852) 2827 1708
電郵：gen-enquiry@censtatd.gov.hk

「按需求印製」的服務

用戶除可於政府統計處網站下載本處刊物外，亦可選用本處提供的「按需求印製」服務。該服務為用戶印製電腦列印本，並酌收費用。用戶如需要這項服務，可透過有關刊物首頁上的聯絡方法與政府統計處聯絡。

Website

Users may download statistical publications from the Census and Statistics Department (C&SD) website (www.censtatd.gov.hk/en/page_1273.html).

Publications Unit of C&SD

A few past issues of C&SD publications are available in print version for purchase at the Publications Unit of C&SD.

The Publications Unit also provides a reading area where users may browse through the latest issue of various C&SD publications on display or through the C&SD website.

The address of the Publications Unit is :
19/F, Wanchai Tower,
12 Harbour Road, Wan Chai, Hong Kong.
Tel. : (852) 2582 3025
Fax : (852) 2827 1708
E-mail : gen-enquiry@censtatd.gov.hk

Print-on-demand service

While all C&SD publications can be downloaded at the C&SD website, C&SD provides a print-on-demand service, under which a computer print-out copy of a particular publication will be produced at a charge. Users may approach C&SD through the contact information on the title page of the relevant publications for such service.