

COMPLIMENTARY


冊

冊

HONG KONG 1981 CENSUS

**Living Quarters, Households and Population by Type of
Living Quarter and District Board Constituency Area**

Census and Statistics Department, Hong Kong



這份刊物的 PDF 版本的文字是從印刷版掃描而成，再利用光學字符識別軟件轉換成電子格式。由於原印刷版本已印製並保存多年，光學字符識別技術未必能準確地識別某些文字或數字。因此，搜索或複製此 PDF 檔案內的文字時應加以注意。

The text of this PDF publication was scanned from its printed version and then converted to electronic text using Optical Character Recognition (OCR) software. Because of the age and condition of the original printed copy, the OCR may not recognise certain characters or figures accurately. Caution should therefore be taken when searching or copying text from this PDF publication.

HONG KONG 1981 CENSUS

**Living Quarters, Households and Population by Type of
Living Quarter and District Board Constituency Area**

April 1982

Contents

	Page
Foreword	7
Explanatory Notes	9
 <u>DISTRICT TABLES</u>	
Hong Kong Island	12
Central and Western	12
Wan Chai	12
Eastern	12
Southern	12
Kowloon	13
Kowloon City	13
Kwun Tong	13
Mong Kok	13
Sham Shui Po	13
Wong Tai Sin	13
Yau Ma Tei	13
New Territories	14
Islands	14
North	14
Sai Kung	14
Sha Tin	14
Tai Po	14
Tsuen Wan	14
Tuen Mun	15
Yuen Long	15
 <u>CONSTITUENCY AREA TABLES</u>	
Central and Western	
Mid Levels and Peak	18
Chung Wan	18
Sheung Wan	18
Sai Ying Pun	18
Kennedy Town and Mount Davis	18
Wan Chai	
Causeway Bay Central	19
Happy Valley	19
Tai Hang and So Kon Po	19
Wan Chai East	19
Wan Chai West	19

CONSTITUENCY AREA TABLES (Cont'd)

Sham Shui Po

- Nam Shan and Yau Yat Chuen	27
- Pak Tin	27
- Nam Cheong West	27
- Nam Cheong East	27
- Shek Kip Mei	27
- Cheung Sha Wan	28
- Lai Chi Kok and Un Chau	28
- Lai Wan	28
- Lei Cheng Uk and So Uk	28

Wong Tai Sin

- Choi Hung	29
- Lok Fu	29
- Lower Wong Tai Sin	29
- San Po Kong	29
- Tung Tau	29
- Wang Tau Hom	29
- Choi Wan	29
- Ngau Tsuen	29
- Tsz Wan Shan West	30
- Tsz Wan Shan East	30
- Tsz Wan Shan South	30
- Upper Wong Tai Sin and Fung Wong	30

Yau Ma Tei

- Tsim Sha Tsui	31
- Yau Ma Tei East	31
- Yau Ma Tei South	31
- Yau Ma Tei North	31

Islands

- Cheung Chau East	32
- Cheung Chau North	32
- Cheung Chau West	32
- Lamma and Po Toi	32
- Lantau and Associated Islands	32
- Peng Chau	32

North

- Border East and Mirs Bay	33
- Border Central	33
- Queen's Hill	33
- Beas River	33
- Luen Wo Hui	33
- Shek Wu Hui	33

CONSTITUENCY AREA TABLES (Cont'd)

Sai Kung	
. Sai Kung Islands	34
. Sai Kung Central	34
. Sai Kung Pak Sha Wan	34
. Hang Hau	34
. Rennie's Mill	34
Sha Tin	
. Sha Tin Town Centre	35
. Siu Lek Yuen	35
. Tin Sum Valley	35
. Fo Tan	35
Tai Po	
. Tai Po Central	36
. Tai Po East	36
. Tai Po South	36
. Tai Po North	36
. Sai Kung North	36
Tsuen Wan	
. Kwai Chung Central	37
. Kwai Chung East	37
. Kwai Chung North	37
. Kwai Chung South	37
. Kwai Chung West	37
. Kwai Shing	37
. Tsing Yi	38
. Tsuen Wan East	38
. Tsuen Wan Rural	38
. Tsuen Wan West	38
Tuen Mun	
. Tuen Mun North-East	39
. Tuen Mun North-West	39
. Tuen Mun South-East	39
. Tuen Mun South-West	39
Yuen Long	
. Yuen Long Town North	40
. Yuen Long Town South	40
. Yuen Long Rural West	40
. Yuen Long Rural South	40
. Yuen Long Rural East	41
. Yuen Long Rural North	41
Index	42
Maps	47

Foreword

This report presents the final results of the Census conducted in March 1981 by District Board constituency areas. It contains information on the number of living quarters and households and the population by different types of living quarters.

The figures refer to the population of Hong Kong on 9th March 1981. An adjustment has been made to the total headcount to allow for persons in non-contact households and omitted quarters. On the other hand, the figures exclude transients, Vietnamese refugees (which together amount to 34 506 persons) and 123 252 residents who were away from Hong Kong on the reference date.

There are altogether 122 constituency areas, making up 18 districts in total. For the purpose of this report, the boundaries of districts and constituency areas closely follow those adopted for the District Administration Scheme except in some cases where minor adjustment have been made to the electoral boundaries to bring them in line with the boundaries of tertiary planning units and street blocks/village clusters, which are the basic geographical units for tabulating the Census data. Maps showing the district boundaries are included at the appendix.

Further results from the 1981 Census on detailed social and economic characteristics of the population by district are contained in the "District Board Tabulations" to be issued concurrently with this report.

C.C. Greenfield
Commissioner for Census & Statistics

April 1982

Explanatory Notes

Living Quarter - A quarter occupied exclusively by one household or shared by a limited number of households for living, eating and sleeping. It should be internally connected so that the occupants could move between the rooms / cubicles without going outside onto a public corridor, landing or staircase, and have direct external access to a street, a corridor, landing or staircase without going through another household's accommodation.

Domestic Household - Comprises related family members and unrelated persons, if any, such as friends, servants and hired hands, or unrelated persons only, who live together in the same living quarter and share the food of the household; or any person who lives alone and who is responsible for producing his own meals and no-one else's meals.

Type of Living Quarter - The type of building in which a person's living quarter is located.

Self-contained Quarter - A complete unit of residence which has its own entrance, an internal kitchen / cooking place, a toilet / bathroom and an internal piped water supply.

Housing Authority Rental Blocks (Self-contained) - Self-contained units in Group A Housing Authority estates and quarters in Mark IV, Mark V and Mark VI type Group B Housing Authority estates.

Housing Authority Rental Blocks (Non Self-contained) - Non self-contained units in Group A Housing Authority estates and quarters in Mark I, Mark II and Mark III type Group B Housing Authority estates.

Private Housing Blocks - Includes Housing Society Urban Improvement Scheme estates.

Modern Houses - Bungalows and villas with bathrooms, flush toilet system, internal kitchens and piped water supply.

Modern Village Houses - Village houses with modern design built of permanent materials with kitchens, toilets and piped water supply.

Simple Stone Structures - Traditional village type houses and other structures made of permanent / semi-permanent materials with tiles, bricks, or asbestos sheets as roof material.

Institutions - Hospitals, old people's homes, religious houses, maternity homes, used monasteries and prisons, etc.

Other Permanent Housing - Boarding houses, hotels and other profit making residential institutions; quarters in building principally used as factories, offices, department stores, clinics, public lavatories etc., staff quarters in government and non-government organisation buildings.

Roof-top Structures - Structures of non-permanent or semi-permanent materials built on the roofs of permanent buildings.

Other Temporary Housing - Housing Authority cottages and temporary huts, nissen huts, contractor's matsheds, derelict boats, huts and shacks built of non-permanent material; and also places not intended for domestic purposes but were occupied during the census period such as landings, staircases, corridors and street-sides.

Marine - Households / persons living on board vessels enumerated in the marine census.

DISTRICT TABLES

Hong Kong Island

TYPE OF LIVING QUARTER	Central and western	Wan Chai	Eastern	Southern	Total
LIVING QUARTERS*					
Housing Authority rental blocks					
Self-contained	619	-	14 850	21 618	37 087
Non self-contained	-	-	3 806	2 516	6 322
Housing Authority home ownership estates	-	-	-	944	944
Housing Society rental blocks	2 021	-	7 729	1 112	10 862
Private housing blocks					
Self-contained	49 291	45 753	58 929	11 876	165 849
Non self-contained	1 295	171	69	42	1 577
Modern houses/Modern village houses	233	246	6	481	966
Simple stone structures	64	33	1 960	1 540	3 597
Institutions	753	605	192	2 152	3 702
Other permanent housing	5 474	3 033	2 879	1 983	13 369
Roof-top structures	617	794	365	57	1 833
Other temporary housing	1 308	754	7 085	3 964	13 111
Total	61 675	51 389	97 870	48 285	259 219

DOMESTIC HOUSEHOLDS

Housing Authority rental blocks					
Self-contained	628	-	14 933	21 767	37 328
Non self-contained	-	-	3 880	2 535	6 415
Housing Authority home ownership estates	-	-	-	944	944
Housing Society rental blocks	2 021	-	7 745	1 111	10 877
Private housing blocks					
Self-contained	61 479	60 068	75 038	13 095	209 680
Non self-contained	2 006	253	79	56	2 394
Modern houses/Modern village houses	262	269	6	546	1 083
Simple stone structures	74	44	2 834	1 722	4 674
Institutions	185	73	123	201	582
Other permanent housing	4 654	2 558	2 886	1 551	11 649
Roof-top structures	741	947	423	67	2 178
Other temporary housing	1 341	741	7 793	4 364	14 239
Marine	123	-	1 080	1 712	2 915
Total	73 514	64 953	116 820	49 671	304 958

PERSONS

Housing Authority rental blocks					
Self-contained	3 051	-	68 750	109 545	181 346
Non self-contained	-	-	15 444	10 672	26 116
Housing Authority home ownership estates	-	-	-	3 552	3 552
Housing Society rental blocks	10 453	-	38 203	5 674	54 330
Private housing blocks					
Self-contained	229 330	208 765	262 085	47 402	767 582
Non self-contained	6 004	674	193	223	7 094
Modern houses/Modern village houses	1 007	1 386	46	2 039	4 478
Simple stone structures	297	139	11 074	7 127	18 637
Institutions	2 563	2 193	741	6 072	11 569
Other permanent housing	16 916	10 495	11 890	7 088	46 389
Roof-top structures	2 464	3 025	1 472	235	7 196
Other temporary housing	4 624	2 532	30 868	17 308	55 332
Marine	786	-	7 084	11 851	19 721
Total	277 495	229 209	467 850	228 788	1 203 342

Kowloon City	Kwun Tong	Mong Kok	Sham Shui Po	Wong Tai Sin	Yau Ma Tei	Total
12 288	67 589	-	24 606	39 694	-	144 177
3 344	21 970	-	15 359	43 190	-	83 863
980	1 843	-	-	-	-	2 823
5 929	3 391	-	353	521	-	10 194
64 962	20 630	41 665	43 971	7 970	31 248	210 446
559	69	583	266	88	301	1 866
375	1	-	533	2	1	912
1 214	1 363	4	69	3 668	15	6 333
666	820	16	732	310	441	2 985
3 376	2 389	1 750	3 242	1 748	1 944	14 449
1 113	428	1 142	1 240	281	691	4 895
2 905	17 435	255	4 995	11 300	251	37 141
97 711	137 928	45 415	95 366	108 772	34 892	520 084
12 307	67 983	-	24 919	40 026	-	145 235
3 378	22 207	-	16 171	43 980	-	85 736
980	1 846	-	-	-	-	2 826
5 937	3 388	-	353	521	-	10 199
90 642	26 553	69 038	71 447	10 668	48 444	316 792
783	74	1 164	577	168	487	3 253
404	1	-	548	2	3	958
2 143	1 603	4	75	4 477	14	8 316
170	461	11	57	55	96	850
3 316	2 281	1 636	2 953	1 625	1 757	13 568
1 321	553	1 450	1 577	375	874	6 150
3 244	18 625	253	5 492	12 561	245	40 420
19	160	-	23	-	1 205	1 407
124 644	145 735	73 556	124 192	114 458	53 125	635 710
66 143	313 866	-	119 215	194 873	-	694 097
15 894	93 435	-	59 688	184 644	-	353 661
4 601	8 594	-	-	-	-	13 195
29 641	16 931	-	1 489	2 808	-	50 869
323 115	99 068	227 661	232 888	39 357	157 693	1 079 782
2 233	180	3 031	1 241	408	1 259	8 352
1 961	3	-	2 345	6	10	4 325
6 834	6 253	13	1 159	16 294	62	30 615
2 639	2 720	97	2 712	2 385	3 203	13 756
11 770	8 210	5 046	9 499	6 277	5 752	46 554
4 346	1 669	4 456	4 963	1 282	2 712	19 428
10 471	59 439	518	20 231	43 148	632	134 439
125	917	-	175	-	7 989	9 206
479 773	611 285	240 822	455 605	491 482	179 312	2 458 279

New Territories

TYPE OF LIVING QUARTER	Islands	North	Sai Kung	Sha Tin	Tai Po	Tsuen Wan
LIVING QUARTERS*						
Housing Authority rental blocks						
Self-contained	145	-	-	10 453	1 452	65 204
Non self-contained	-	-	-	-	-	12 373
Housing Authority home ownership estates	-	-	-	3 296	-	293
Housing Society rental blocks	-	-	-	-	-	4 589
Private housing blocks						
Self-contained	394	2 311	1 130	1 134	3 823	22 664
Non self-contained	22	127	49	10	84	117
Modern houses/Modern village houses	4 635	2 182	2 888	1 994	1 585	2 256
Simple stone structures	3 337	7 517	2 481	2 382	3 783	2 110
Institutions	357	740	426	175	104	705
Other permanent housing	318	714	659	2 713	265	3 131
Roof-top structures	3	203	-	9	38	511
Other temporary housing	1 659	12 155	1 871	4 217	4 722	10 724
Total	10 870	25 949	9 504	26 383	15 856	124 677

DOMESTIC HOUSEHOLDS

Housing Authority rental blocks						
Self-contained	147	-	-	10 533	1 454	65 660
Non self-contained	-	-	-	-	-	12 624
Housing Authority home ownership estates	-	-	-	3 293	-	295
Housing Society rental blocks	-	-	-	-	-	4 622
Private housing blocks						
Self-contained	408	2 665	1 244	1 188	4 355	33 347
Non self-contained	31	137	51	11	122	368
Modern houses/Modern village houses	4 913	2 295	3 079	2 179	1 754	3 110
Simple stone structures	3 499	7 842	2 625	2 528	3 967	3 170
Institutions	23	338	46	15	26	309
Other permanent housing	234	679	566	1 796	253	3 006
Roof-top structures	3	257	-	5	42	790
Other temporary housing	1 730	13 077	1 961	4 533	4 949	11 708
Marine	634	72	423	-	382	410
Total	11 622	27 362	9 995	26 081	17 304	139 419

PERSONS

Housing Authority rental blocks						
Self-contained	673	-	-	52 232	6 599	327 975
Non self-contained	-	-	-	-	-	53 670
Housing Authority home ownership estates	-	-	-	13 541	-	1 263
Housing Society rental blocks	-	-	-	-	-	22 741
Private housing blocks						
Self-contained	1 516	10 545	5 525	4 526	17 728	116 711
Non self-contained	69	546	204	18	410	906
Modern houses/Modern village houses	19 420	10 495	13 527	8 730	8 205	12 389
Simple stone structures	12 968	31 670	11 454	10 925	17 997	13 002
Institutions	2 607	3 752	1 566	605	676	3 017
Other permanent housing	1 690	2 778	2 320	8 674	1 070	10 206
Roof-top structures	4	888	-	21	171	2 605
Other temporary housing	6 627	53 079	7 285	16 526	20 622	43 411
Marine	5 025	452	2 695	-	2 330	2 563
Total	50 599	114 205	44 576	115 798	75 808	610 459

Tuen Mun	Yuen Long	Total	All Areas
14 822	2 616	94 692	275 956
-	-	12 373	102 558
-	-	3 589	7 356
-	-	4 589	25 645
1 666	8 096	41 218	417 513
42	160	611	4 054
587	4 713	20 840	22 718
4 667	14 259	40 536	50 466
579	513	3 599	10 286
926	1 507	10 233	38 051
-	70	834	7 562
2 930	10 391	48 669	98 921
26 219	42 325	281 783	1 061 086

14 850	2 695	95 339	277 902
-	-	12 624	104 775
-	-	3 588	7 358
-	-	4 622	25 698
1 954	8 803	53 964	580 436
41	167	928	6 575
688	5 030	23 048	25 089
5 203	15 329	44 163	57 153
188	57	1 002	2 434
738	1 421	8 693	33 910
-	70	1 167	9 495
3 268	10 933	52 159	106 818
852	-	2 773	7 095
27 782	44 505	304 070	1 244 738

64 157	10 514	462 150	1 337 593
-	-	53 670	433 447
-	-	14 804	31 551
-	-	22 741	127 940
7 198	33 714	197 463	2 044 827
151	704	3 008	18 454
3 045	23 179	98 990	107 793
23 666	65 078	186 760	236 012
4 518	2 514	19 255	44 580
2 905	5 661	35 304	128 247
-	271	3 960	30 584
13 488	44 976	206 014	395 785
7 755	-	20 820	49 747
126 883	186 611	1 324 939	4 926 560

CONSTITUENCY AREA TABLES

Central and Western

TYPE OF LIVING QUARTER	Mid Levels and Peak	Chung Wan	Sheung wan	Sai Ying Pun	Kennedy Town and Mount Davis	Total
LIVING QUARTERS*						
Housing Authority rental blocks						
Self-contained	-	-	-	-	619	619
Non self-contained	-	-	-	-	-	-
Housing Authority home ownership estates	-	-	-	-	-	-
Housing Society rental blocks	-	-	-	-	2 021	2 021
Private housing blocks						
Self-contained	11 604	5 637	7 125	12 569	12 356	49 291
Non self-contained	36	441	437	273	108	1 295
Modern houses/Modern village houses	213	-	-	-	20	233
Simple stone structures	14	11	1	8	30	64
Institutions	304	312	127	6	4	753
Other permanent housing	1 906	736	532	424	1 876	5 474
Roof-top structures	19	184	166	159	89	617
Other temporary housing	32	115	179	71	911	1 308
Total	14 128	7 436	8 567	13 510	18 034	61 675

DOMESTIC HOUSEHOLDS

Housing Authority rental blocks						
Self-contained	-	-	-	-	628	628
Non self-contained	-	-	-	-	-	-
Housing Authority home ownership estates	-	-	-	-	-	-
Housing Society rental blocks	-	-	-	-	2 021	2 021
Private housing blocks						
Self-contained	12 189	7 762	8 830	16 945	15 753	61 479
Non self-contained	57	680	658	450	161	2 006
Modern houses/Modern village houses	239	-	-	-	23	262
Simple stone structures	19	12	1	8	34	74
Institutions	39	125	14	6	1	185
Other permanent housing	1 231	635	448	398	1 942	4 654
Roof-top structures	17	221	202	191	110	741
Other temporary housing	29	113	190	73	936	1 341
Marine	-	-	-	-	123	123
Total	13 820	9 548	10 343	18 071	21 732	73 514

PERSONS

Housing Authority rental blocks						
Self-contained	-	-	-	-	3 051	3 051
Non self-contained	-	-	-	-	-	-
Housing Authority home ownership estates	-	-	-	-	-	-
Housing Society rental blocks	-	-	-	-	10 453	10 453
Private housing blocks						
Self-contained	44 613	27 007	32 824	64 329	60 557	229 330
Non self-contained	157	1 957	2 068	1 341	481	6 004
Modern houses/Modern village houses	908	-	-	-	99	1 007
Simple stone structures	82	33	3	29	150	297
Institutions	938	588	981	19	37	2 563
Other permanent housing	4 334	2 255	1 578	1 518	7 231	16 916
Roof-top structures	83	738	652	600	391	2 464
Other temporary housing	97	203	389	136	3 799	4 624
Marine	-	-	-	-	786	786
Total	51 212	32 781	38 495	67 972	87 035	277 495

Wan Chai

Causeway Bay Central	Happy Valley	Tai Hang and So Kon Po	Wan Chai East	Wan Chai West	Total
-	-	-	-	-	-
-	-	-	-	-	-
-	-	-	-	-	-
-	-	-	-	-	-
12 821	7 691	5 536	10 356	9 349	45 753
30	11	22	31	77	171
-	76	153	-	17	246
1	5	11	3	13	33
3	261	248	92	1	605
273	1 030	650	371	709	3 033
234	22	50	249	239	794
73	114	381	114	72	754
13 435	9 210	7 051	11 216	10 477	51 389
-	-	-	-	-	-
-	-	-	-	-	-
-	-	-	-	-	-
-	-	-	-	-	-
18 025	8 104	6 179	13 872	13 888	60 068
46	16	21	46	124	253
-	91	154	-	24	269
3	5	11	3	22	44
3	3	12	54	1	73
109	965	590	221	673	2 558
281	25	57	278	306	947
71	109	388	108	65	741
-	-	-	-	-	-
-	-	-	-	-	-
18 538	9 318	7 412	14 582	15 103	64 953
-	-	-	-	-	-
-	-	-	-	-	-
-	-	-	-	-	-
-	-	-	-	-	-
61 086	30 082	23 300	47 487	46 810	208 765
116	34	90	136	298	674
-	365	934	-	87	1 386
14	19	26	10	70	139
11	693	912	575	2	2 193
693	4 118	2 134	1 060	2 490	10 495
375	60	158	915	1 017	3 025
152	434	1 591	221	134	2 532
-	-	-	-	-	-
-	-	-	-	-	-
62 947	35 805	23 145	50 404	50 308	229 209

Eastern

TYPE OF LIVING QUARTER	Causeway Bay North	Causeway Bay South	North Point East	North Point West	Quarry Bay
LIVING QUARTERS *					
Housing Authority rental blocks					
Self-contained	-	-	542	1 960	-
Non self-contained	-	-	-	-	-
Housing Authority home ownership estates	-	-	-	-	-
Housing Society rental blocks	-	2 653	1 944	-	-
Private housing blocks					
Self-contained	6 298	6 046	4 987	10 621	20 682
Non self-contained	11	7	4	10	9
Modern houses / Modern village houses	-	5	-	-	1
Simple stone structures	-	-	-	1	13
Institutions	2	2	1	-	33
Other permanent housing	110	541	1 037	235	295
Roof-top structures	73	15	25	100	66
Other temporary housing	67	559	55	33	73
Total	6 561	9 828	8 595	13 015	21 172

DOMESTIC HOUSEHOLDS

Housing Authority rental blocks					
Self-contained	-	-	542	1 958	-
Non self-contained	-	-	-	-	-
Housing Authority home ownership estates	-	-	-	-	-
Housing Society rental blocks	-	2 653	1 945	-	-
Private housing blocks					
Self-contained	9 318	6 387	6 181	16 413	23 041
Non self-contained	12	4	9	14	11
Modern houses / Modern village houses	-	5	-	-	1
Simple stone structures	-	-	-	1	11
Institutions	2	1	-	-	30
Other permanent housing	120	553	1 058	262	319
Roof-top structures	84	16	26	111	81
Other temporary housing	67	596	60	89	20
Marine	378	-	-	-	-
Total	9 981	10 215	9 821	18 848	23 574

PERSONS

Housing Authority rental blocks					
Self-contained	-	-	2 712	9 500	-
Non self-contained	-	-	-	-	-
Housing Authority home ownership estates	-	-	-	-	-
Housing Society rental blocks	-	13 179	9 433	-	-
Private housing blocks					
Self-contained	33 918	24 862	23 475	58 702	89 823
Non self-contained	20	8	15	23	27
Modern houses / Modern village houses	-	36	-	-	10
Simple stone structures	-	-	-	4	47
Institutions	2	10	11	-	162
Other permanent housing	421	2 498	4 655	962	1 189
Roof-top structures	320	53	64	365	270
Other temporary housing	124	2 235	189	211	272
Marine	1 858	-	-	-	-
Total	36 663	42 881	40 554	69 767	91 800

Chei Wan North	Chei Wan South	A Kung Ngam	Shau Kei Wan Hillside	Sai Wan Ho	Total
5 728	6 620	-	-	-	14 850
-	3 806	-	-	-	3 806
-	-	-	-	-	-
-	-	3 132	-	-	7 729
1 472	898	2 614	-	5 311	58 929
1	-	3	-	24	69
-	-	-	-	-	6
2	1	48	1 878	17	1 960
31	44	75	-	4	192
430	30	78	2	121	2 879
5	1	24	2	54	365
2 634	598	156	2 686	169	7 085
10 303	11 998	6 130	4 568	5 700	97 870
5 723	6 710	-	-	-	14 933
-	3 880	-	-	-	3 880
-	-	-	-	-	-
-	-	3 147	-	-	7 745
1 666	1 035	3 407	-	7 590	75 038
1	-	2	-	26	79
-	-	-	-	-	6
2	-	72	2 713	35	2 834
-	17	68	-	5	123
350	37	80	2	105	2 886
6	1	31	2	65	423
2 639	671	183	3 103	245	7 793
101	-	-	-	601	1 080
10 548	12 351	6 990	5 820	8 672	116 820
29 258	27 280	-	-	-	68 750
-	15 444	-	-	-	15 444
-	-	-	-	-	-
-	-	15 591	-	-	38 203
5 965	3 829	13 622	-	27 889	282 085
4	-	7	-	89	193
-	-	-	-	-	46
3	1	285	10 601	133	11 074
66	211	267	-	12	741
1 457	132	193	3	380	11 890
20	3	127	12	233	1 472
11 014	2 527	804	12 399	1 093	30 868
684	-	-	-	4 542	7 084
48 471	49 432	30 896	23 015	34 371	467 850

Southern

TYPE OF LIVING QUARTER	Aberdeen and Ap Lei Chau	Pok Fu Lam	Tin Wan and Shek Pai Wan	Wah Fu	Wong Chuk Hang and Bays	Stanley and Shek O	Total
LIVING QUARTERS*							
Housing Authority rental blocks							
Self-contained	2 024	-	4 904	9 153	5 537	-	21 618
Non self-contained	-	-	2 516	-	-	-	2 516
Housing Authority home ownership estates	944	-	-	-	-	-	944
Housing Society rental blocks	-	-	1 112	-	-	-	1 112
Private housing blocks							
Self-contained	2 734	5 359	1 173	183	1 663	764	11 876
Non self-contained	37	1	3	-	1	-	42
Modern houses / Modern village houses	-	50	-	-	163	268	481
Simple stone structures	66	486	5	-	170	813	1 540
Institutions	4	204	1	-	419	1 524	2 152
Other permanent housing	26	797	148	22	600	390	1 983
Roof-top structures	27	1	26	-	1	2	57
Other temporary housing	1 198	559	419	33	943	812	3 964
Total	7 060	7 457	10 307	9 391	9 497	4 573	48 285

DOMESTIC HOUSEHOLDS

Housing Authority rental blocks							
Self-contained	2 034	-	4 953	9 235	5 545	-	21 767
Non self-contained	-	-	2 535	-	-	-	2 535
Housing Authority home ownership estates	944	-	-	-	-	-	944
Housing Society rental blocks	-	-	1 111	-	-	-	1 111
Private housing blocks							
Self-contained	3 382	5 407	1 628	191	1 722	765	13 095
Non self-contained	53	-	2	-	1	-	56
Modern houses / Modern village houses	-	51	-	-	196	299	546
Simple stone structures	82	594	4	-	210	832	1 722
Institutions	4	25	1	-	9	162	201
Other permanent housing	20	592	133	20	432	354	1 551
Roof-top structures	32	1	31	-	1	2	67
Other temporary housing	1 383	612	440	34	1 051	844	4 364
Marine	1 701	-	-	-	-	11	1 712
Total	9 635	7 282	10 838	9 480	9 167	3 269	49 671

PERSONS

Housing Authority rental blocks							
Self-contained	9 438	-	22 741	48 431	28 935	-	109 545
Non self-contained	-	-	10 672	-	-	-	10 672
Housing Authority home ownership estates	3 552	-	-	-	-	-	3 552
Housing Society rental blocks	-	-	5 674	-	-	-	5 674
Private housing blocks							
Self-contained	12 878	18 624	6 489	649	6 084	2 678	47 402
Non self-contained	187	20	12	-	4	-	223
Modern houses / Modern village houses	-	214	-	-	766	1 059	2 039
Simple stone structures	374	2 562	25	-	774	3 392	7 127
Institutions	14	1 654	1	-	2 168	2 235	6 072
Other permanent housing	113	2 419	528	64	1 897	2 067	7 088
Roof-top structures	119	1	108	-	2	5	235
Other temporary housing	6 363	2 182	1 442	113	3 740	3 468	17 308
Marine	11 824	-	-	-	-	27	11 851
Total	44 862	27 676	47 692	49 257	44 370	14 931	228 788

Kowloon City

Kowloon City and Sai Tau	Kowloon Tong and Ma Tau Wai	Ho Man Tin North	Ho Man Tin South	To Kwa Wan North	To Kwa Wan South	Hung Hom North	Hung Hom South	Total
-	2 059	-	9 972	-	-	257	-	12 288
-	-	-	2 584	-	-	760	-	3 344
-	-	-	980	-	-	-	-	980
-	1 026	-	-	-	3 639	-	1 264	5 929
10 318	9 333	7 554	268	7 251	13 233	7 773	9 232	64 962
296	20	16	3	89	42	41	52	559
-	271	102	-	1	1	-	-	375
1 004	117	7	-	-	3	70	13	1 214
10	620	1	11	24	-	-	-	666
118	652	402	479	190	825	86	624	3 376
250	16	28	2	443	149	68	157	1 113
631	1 042	13	957	188	33	19	22	2 905
12 627	15 156	8 123	15 256	8 186	17 925	9 074	11 364	97 711
-	2 061	-	9 994	-	-	252	-	12 307
-	-	-	2 590	-	-	788	-	3 378
-	-	-	980	-	-	-	-	980
-	1 023	-	-	-	3 643	-	1 271	5 937
14 045	9 575	8 140	264	12 786	19 787	11 441	14 604	90 642
348	36	26	2	178	47	65	81	783
-	296	106	-	1	1	-	-	404
1 810	192	5	-	-	3	122	11	2 143
4	155	-	8	3	-	-	-	170
115	602	371	477	211	816	87	637	3 316
322	16	30	2	508	172	75	196	1 321
868	1 132	13	954	192	55	12	18	3 244
-	-	-	-	-	19	-	-	19
17 512	15 088	8 691	15 271	13 879	24 543	12 842	16 818	124 644
-	10 830	-	54 141	-	-	1 172	-	66 143
-	-	-	13 161	-	-	2 733	-	15 894
-	-	-	4 601	-	-	-	-	4 601
-	5 054	-	-	-	18 692	-	5 895	29 641
50 995	38 609	32 709	1 048	41 760	69 071	39 195	49 728	323 115
1 100	95	44	5	581	94	145	169	2 233
-	1 530	426	-	1	4	-	-	1 961
5 738	619	23	-	-	7	395	52	6 834
94	2 335	17	29	164	-	-	-	2 639
357	2 102	918	1 708	685	3 152	175	2 673	11 770
1 089	44	83	2	1 699	574	248	607	4 346
2 993	3 897	32	2 833	532	98	35	51	10 471
-	-	-	-	-	125	-	-	125
62 366	65 115	34 252	77 528	45 422	91 817	44 098	59 175	479 773

Kwun Tong

TYPE OF LIVING QUARTER	Ping Shek and Kai Yip	Ngau Tau Kok West	Ngau Tau Kok East	Ting Hong	Kwun Tong Town and Industrial Area
LIVING QUARTERS *					
Housing Authority rental blocks					
Self-contained	4 543	9 459	3 751	-	1 926
Non self-contained	-	-	4 902	-	-
Housing Authority home ownership estates	-	-	-	-	-
Housing Society rental blocks	-	-	-	3 391	-
Private housing blocks					
Self-contained	266	2 574	1 369	5 961	9 346
Non self-contained	-	18	-	6	41
Modern houses/Modern village houses	-	-	-	-	-
Simple stone structures	6	4	1	1	1
Institutions	-	2	-	57	7
Other permanent housing	17	117	53	334	828
Roof-top structures	1	5	17	133	259
Other temporary housing	960	59	104	109	2 950
Total	5 793	12 238	10 197	9 992	15 358

DOMESTIC HOUSEHOLDS

Housing Authority rental blocks					
Self-contained	4 544	9 532	3 756	-	1 927
Non self-contained	-	-	4 951	-	-
Housing Authority home ownership estates	-	-	-	-	-
Housing Society rental blocks	-	-	-	3 388	-
Private housing blocks					
Self-contained	344	3 093	1 478	8 546	11 720
Non self-contained	-	17	-	6	45
Modern houses/Modern village houses	-	-	-	-	-
Simple stone structures	8	4	2	1	2
Institutions	-	1	-	-	2
Other permanent housing	17	159	37	317	731
Roof-top structures	1	8	24	177	328
Other temporary housing	976	66	129	144	3 065
Marine	-	-	-	-	-
Total	5 890	12 880	10 377	12 579	17 820

PERSONS

Housing Authority rental blocks					
Self-contained	24 050	42 075	21 540	-	10 036
Non self-contained	-	-	21 412	-	-
Housing Authority home ownership estates	-	-	-	-	-
Housing Society rental blocks	-	-	-	16 931	-
Private housing blocks					
Self-contained	1 303	11 272	6 140	30 833	44 220
Non self-contained	-	63	-	17	84
Modern houses/Modern village houses	-	-	-	-	-
Simple stone structures	25	22	5	6	2
Institutions	-	9	-	151	31
Other permanent housing	72	459	158	1 192	1 536
Roof-top structures	3	23	69	551	974
Other temporary housing	3 426	216	426	418	10 157
Marine	-	-	-	-	-
Total	28 879	54 139	49 750	50 099	67 040

Tsui Ping	Shun Lee and Shun On	Sau Mau Ping North	Sau Mau Ping South	Lam Tin North	Lam Tin South	Yau Tong and Sze Shan	Total
59	6 687	9 407	10 875	9 500	7 542	3 840	67 589
8 130	-	3 354	4	-	1 096	4 484	21 970
-	1 484	-	-	-	-	359	1 843
-	-	-	-	-	-	-	3 391
333	5	-	3	1	465	307	20 630
-	-	-	-	-	-	4	69
-	-	-	-	-	-	1	1
4	9	2	10	74	12	1 239	1 363
31	-	309	-	-	2	412	820
29	594	22	23	18	118	236	2 389
-	-	-	-	-	-	13	428
833	2 156	26	2 089	2 595	1 193	4 361	17 435
9 419	10 935	13 120	13 004	12 188	10 428	15 256	137 928
59	6 721	9 471	10 947	9 581	7 593	3 852	67 383
8 253	-	3 405	4	-	1 097	4 497	22 207
-	1 484	-	-	-	-	362	1 846
-	-	-	-	-	-	-	3 388
410	5	-	6	1	562	388	26 553
-	-	-	-	-	-	6	74
-	-	-	-	-	-	1	1
4	9	2	13	74	12	1 472	1 603
6	-	53	-	-	1	398	461
16	600	21	22	17	117	227	2 281
-	-	-	-	-	-	15	553
946	2 218	25	2 196	2 702	1 260	4 898	18 625
-	-	-	-	-	-	160	160
9 694	11 037	12 977	13 188	12 375	10 642	16 276	145 735
110	30 261	43 136	45 429	42 796	33 525	20 808	313 866
31 953	-	14 397	13	-	5 202	20 458	93 435
-	6 874	-	-	-	-	1 720	8 594
-	-	-	-	-	-	-	16 931
1 524	22	-	12	1	2 235	1 506	99 068
-	-	-	-	-	-	16	180
-	-	-	-	-	-	3	3
11	54	4	28	325	46	5 725	6 253
76	-	994	-	-	19	1 440	2 720
90	3 360	54	54	46	511	678	8 210
-	-	-	-	-	-	49	1 669
3 013	6 803	104	6 358	8 536	4 328	15 654	59 439
-	-	-	-	-	-	917	917
36 777	47 374	58 689	51 894	51 704	45 066	68 974	611 285

Mong Kok

TYPE OF LIVING QUARTER	Mong Kok East	Mong Kok North	Mong Kok South	Mong Kok West	Tai Kok Tsui	Total
LIVING QUARTERS *						
Housing Authority rental blocks	-	-	-	-	-	-
Self-contained	-	-	-	-	-	-
Non self-contained	-	-	-	-	-	-
Housing Authority home ownership estates	-	-	-	-	-	-
Housing Society rental blocks	-	-	-	-	-	-
Private housing blocks						
Self-contained	5 563	7 074	7 119	8 630	13 279	41 665
Non self-contained	28	76	207	172	100	583
Modern houses / Modern village houses	-	-	-	-	-	-
Simple stone structures	1	-	1	-	2	4
Institutions	1	4	1	-	10	16
Other permanent housing	222	277	115	238	898	1 750
Roof-top structures	82	327	193	255	285	1 142
Other temporary housing	21	46	45	26	117	255
Total	5 918	7 804	7 681	9 321	14 691	45 415

DOMESTIC HOUSEHOLDS

Housing Authority rental blocks	-	-	-	-	-	-
Self-contained	-	-	-	-	-	-
Non self-contained	-	-	-	-	-	-
Housing Authority home ownership estates	-	-	-	-	-	-
Housing Society rental blocks	-	-	-	-	-	-
Private housing blocks						
Self-contained	8 401	11 608	11 543	14 699	22 787	59 038
Non self-contained	40	140	453	393	138	1 164
Modern houses / Modern village houses	-	-	-	-	-	-
Simple stone structures	1	-	1	-	2	4
Institutions	-	2	1	-	8	11
Other permanent housing	204	244	80	198	910	1 636
Roof-top structures	96	412	287	319	336	1 450
Other temporary housing	20	46	40	26	121	253
Marine	-	-	-	-	-	-
Total	8 762	12 452	12 405	15 635	24 302	73 556

PERSONS

Housing Authority rental blocks	-	-	-	-	-	-
Self-contained	-	-	-	-	-	-
Non self-contained	-	-	-	-	-	-
Housing Authority home ownership estates	-	-	-	-	-	-
Housing Society rental blocks	-	-	-	-	-	-
Private housing blocks						
Self-contained	28 591	38 562	38 104	48 349	74 055	227 661
Non self-contained	104	339	1 177	1 081	330	3 031
Modern houses / Modern village houses	-	-	-	-	-	-
Simple stone structures	1	-	1	-	11	13
Institutions	23	30	1	-	43	97
Other permanent housing	661	717	317	608	2 743	5 046
Roof-top structures	271	1 320	920	883	1 062	4 456
Other temporary housing	42	87	82	39	268	518
Marine	-	-	-	-	-	-
Total	29 693	41 055	40 602	50 960	78 512	240 822

* Not applicable to marine population

Sham Shui Po

Nam Shan and Yau Yat Chuen	Pak Tin	Nam Cheong West	Nam Cheong East	Shek Kip Mei
2 608	8 660	-	-	3 195
3 516	-	-	-	2 036
-	-	-	-	-
-	-	-	-	-
1 800	5	13 166	9 511	221
-	-	122	73	-
529	3	1	-	-
6	12	5	3	-
33	-	50	1	-
144	115	255	116	91
8	-	425	236	12
1 164	2 135	151	39	3
9 808	10 930	14 175	9 979	5 558
<hr/>				
2 631	8 744	-	-	3 359
3 751	-	-	-	2 143
-	-	-	-	-
-	-	-	-	-
1 823	5	25 447	15 125	272
-	-	242	120	-
545	2	1	-	-
11	14	5	2	-
5	-	1	-	-
100	99	251	128	90
13	-	588	291	18
1 468	2 270	161	33	3
-	-	23	-	-
10 347	11 134	26 719	15 704	5 885
<hr/>				
12 244	40 379	-	-	13 536
11 648	-	-	-	9 207
-	-	-	-	-
-	-	-	-	-
7 715	20	77 537	49 153	933
-	-	494	280	-
2 334	8	3	-	-
44	51	20	6	-
227	-	108	20	-
358	493	768	317	163
35	-	1 893	929	61
5 229	7 632	357	80	4
-	-	175	-	-
39 834	48 583	81 355	50 785	23 904

Sham Shui Po (Con't)

TYPE OF LIVING QUARTER	Cheung Sha Wan	Lai Chi Kok and Un Chau	Lai Wan	Lei Cheng Uk and So Uk	Total
LIVING QUARTERS*					
Housing Authority rental blocks					
Self-contained	-	4 956	-	5 187	24 606
Non self-contained	-	2 233	-	7 574	15 359
Housing Authority home ownership estates	-	-	-	-	-
Housing Society rental blocks	353	-	-	-	353
Private housing blocks					
Self-contained	6 691	174	12 402	1	43 971
Non self-contained	69	1	1	-	266
Modern houses/Modern village houses	-	-	-	-	533
Simple stone structures	38	5	-	-	69
Institutions	2	561	2	83	732
Other permanent housing	694	1 634	31	162	3 242
Roof-top structures	512	33	-	14	1 240
Other temporary housing	282	1 180	1	40	4 995
Total	8 641	10 777	12 437	13 061	95 366

DOMESTIC HOUSEHOLDS

Housing Authority rental blocks					
Self-contained	-	4 973	-	5 212	24 919
Non self-contained	-	2 273	-	8 004	16 171
Housing Authority home ownership estates	-	-	-	-	-
Housing Society rental blocks	353	-	-	-	353
Private housing blocks					
Self-contained	15 233	303	13 238	1	71 447
Non self-contained	211	3	1	-	577
Modern houses/Modern village houses	-	-	-	-	548
Simple stone structures	39	4	-	-	75
Institutions	1	27	2	21	57
Other permanent housing	628	1 594	17	46	2 953
Roof-top structures	617	37	-	13	1 577
Other temporary housing	282	1 225	1	44	5 492
Marine	-	-	-	-	23
Total	17 364	10 439	13 259	13 341	124 192

PERSONS

Housing Authority rental blocks					
Self-contained	-	26 880	-	26 176	119 215
Non self-contained	-	11 007	-	27 826	59 688
Housing Authority home ownership estates	-	-	-	-	-
Housing Society rental blocks	1 489	-	-	-	1 489
Private housing blocks					
Self-contained	43 586	968	52 972	4	232 888
Non self-contained	462	4	1	-	1 241
Modern houses/Modern village houses	-	-	-	-	2 345
Simple stone structures	1 027	11	-	-	1 159
Institutions	2	1 423	2	930	2 712
Other permanent housing	1 627	5 366	145	262	9 499
Roof-top structures	1 877	91	-	77	4 963
Other temporary housing	2 519	4 309	1	100	20 231
Marine	-	-	-	-	175
Total	52 589	50 059	53 121	55 375	455 605

Choi Hung	Lok Fu	Lower Wong Tai Sin	San Po Kong	Tung Tau	Wang Tau Hom	Choi Wan	Ngau Tsuen
7 413	821	282	-	2 688	-	3 420	3 451
-	4 399	10 860	-	7 339	9 340	-	-
-	-	-	-	-	-	-	-
-	-	521	-	-	-	-	-
-	292	2	3 167	-	-	-	51
-	-	-	53	-	-	-	10
-	-	-	-	-	-	-	1
-	-	27	-	194	2	-	3 412
-	28	6	15	5	6	-	64
9	76	852	472	12	14	6	96
-	1	2	105	14	17	-	8
-	319	524	16	215	1 363	-	5 536
7 422	5 936	13 076	3 828	10 467	10 742	3 426	12 629
7 409	821	282	-	2 725	-	3 442	3 477
-	4 466	11 057	-	7 549	9 529	-	-
-	-	-	-	-	-	-	-
-	-	521	-	-	-	-	-
-	324	2	4 807	-	-	-	75
-	-	-	121	-	-	-	24
-	-	-	-	-	-	-	1
-	-	40	-	318	3	-	4 085
-	3	1	2	4	4	-	38
8	67	851	388	9	13	6	95
-	1	2	158	14	17	-	8
-	324	557	14	297	1 438	-	6 249
-	-	-	-	-	-	-	-
7 417	6 006	13 313	5 490	10 916	11 004	3 448	14 052
39 004	4 674	1 226	-	11 882	-	18 915	17 183
-	18 110	42 112	-	31 408	39 643	-	-
-	-	-	-	-	-	-	-
-	-	2 808	-	-	-	-	-
-	1 203	4	17 116	-	-	-	257
-	-	-	290	-	-	-	53
-	-	-	-	-	-	-	3
-	-	151	-	1 086	6	-	14 937
-	301	35	28	10	35	-	417
15	245	4 045	886	30	38	20	312
-	1	9	491	89	94	-	33
-	1 226	1 828	20	1 040	5 141	-	21 389
-	-	-	-	-	-	-	-
39 019	25 760	52 218	18 831	45 545	44 957	18 935	54 584

Wong Tai Sin (Con't)

TYPE OF LIVING QUARTER	Tsz Wan Shan West	Tsz Wan Shan East	Tsz Wan Shan South	Upper Wong Tai Sin and Fung Wong	Total
LIVING QUARTERS*					
Housing Authority rental blocks					
Self-contained	2 598	9 476	9 545	-	39 694
Non self-contained	4 342	1 876	4	5 030	43 190
Housing Authority home ownership estates	-	-	-	-	-
Housing Society rental blocks	-	-	-	-	521
Private housing blocks					
Self-contained	2	7	1 288	3 161	7 970
Non self-contained	-	1	15	9	88
Modern houses/Modern village houses	-	1	-	-	2
Simple stone structures	25	7	1	-	3 668
Institutions	2	15	2	167	310
Other permanent housing	65	11	41	94	1 748
Roof-top structures	-	-	2	132	281
Other temporary housing	2 226	1 086	5	10	11 300
Total	9 260	12 480	10 903	8 603	108 772
DOMESTIC HOUSEHOLDS					
Housing Authority rental blocks					
Self-contained	2 622	9 592	9 656	-	40 026
Non self-contained	4 424	1 898	4	5 053	43 980
Housing Authority home ownership estates	-	-	-	-	-
Housing Society rental blocks	-	-	-	-	521
Private housing blocks					
Self-contained	2	7	1 566	3 885	10 668
Non self-contained	-	-	14	9	168
Modern houses/Modern village houses	-	1	-	-	2
Simple stone structures	23	7	1	-	4 477
Institutions	-	-	1	2	55
Other permanent housing	60	11	38	79	1 625
Roof-top structures	-	-	4	171	375
Other temporary housing	2 472	1 195	5	10	12 561
Marine	-	-	-	-	-
Total	9 603	12 711	11 289	9 209	114 458
PERSONS					
Housing Authority rental blocks					
Self-contained	13 302	44 696	43 991	-	194 873
Non self-contained	19 167	8 308	28	25 868	184 644
Housing Authority home ownership estates	-	-	-	-	-
Housing Society rental blocks	-	-	-	-	2 808
Private housing blocks					
Self-contained	6	14	5 741	15 016	39 357
Non self-contained	-	1	39	25	408
Modern houses/Modern village houses	-	3	-	-	6
Simple stone structures	97	16	1	-	16 294
Institutions	9	94	5	1 451	2 385
Other permanent housing	280	40	104	262	6 277
Roof-top structures	-	-	6	559	1 282
Other temporary housing	9 237	3 237	8	22	43 148
Marine	-	-	-	-	-
Total	42 098	56 409	49 923	43 203	491 482

Yau Ma Tei

Teim Sha Teui	Yau Ma Tei East	Yau Ma Tei South	Yau Ma Tei North	Total
-	-	-	-	-
-	-	-	-	-
-	-	-	-	-
-	-	-	-	-
8 856	3 287	11 610	7 495	31 248
46	21	125	109	301
1	-	-	-	1
1	5	3	6	15
7	427	-	7	441
755	998	95	96	1 944
58	45	288	300	691
17	27	62	145	251
9 741	4 810	12 183	8 158	34 892
-	-	-	-	-
-	-	-	-	-
-	-	-	-	-
-	-	-	-	-
11 014	4 680	18 672	14 078	48 444
48	18	227	194	487
3	-	-	-	3
-	5	3	6	14
6	81	-	9	96
564	1 020	80	93	1 757
94	53	373	354	874
17	27	69	132	245
-	-	3	1 202	1 205
11 746	5 884	19 427	16 068	53 125
-	-	-	-	-
-	-	-	-	-
-	-	-	-	-
-	-	-	-	-
35 681	15 038	62 328	44 646	157 693
105	39	656	459	1 259
10	-	-	-	10
2	23	8	29	62
30	3 143	-	30	3 203
2 642	2 583	262	265	5 752
342	143	1 164	1 063	2 712
47	61	171	353	632
-	-	35	7 954	7 989
38 859	21 030	64 624	54 799	179 312

Islands

TYPE OF LIVING QUARTER	Cheung Chau East	Cheung Chau North	Cheung Chau West	Lamma and Po Toi	Lantau and Associated Islands	Peng Chau	Total
LIVING QUARTERS*							
Housing Authority rental blocks	-	-	-	-	145	-	145
Self-contained	-	-	-	-	-	-	-
Non self-contained	-	-	-	-	-	-	-
Housing Authority home ownership estates	-	-	-	-	-	-	-
Housing Society rental blocks	-	-	-	-	-	-	-
Private housing blocks							
Self-contained	19	33	54	1	46	241	394
Non self-contained	9	7	3	1	2	-	22
Modern houses/Modern village houses	1 093	617	899	533	772	721	4 635
Simple stone structures	359	297	387	325	1 428	541	3 337
Institutions	31	22	2	2	299	1	357
Other permanent housing	58	11	23	26	185	15	318
Roof-top structures	3	-	-	-	-	-	3
Other temporary housing	169	130	117	90	1 015	138	1 659
Total	1 741	1 117	1 485	978	3 892	1 657	10 870
DOMESTIC HOUSEHOLDS							
Housing Authority rental blocks	-	-	-	-	147	-	147
Self-contained	-	-	-	-	-	-	-
Non self-contained	-	-	-	-	-	-	-
Housing Authority home ownership estates	-	-	-	-	-	-	-
Housing Society rental blocks	-	-	-	-	-	-	-
Private housing blocks							
Self-contained	20	34	54	1	50	249	408
Non self-contained	12	13	3	1	2	-	31
Modern houses/Modern village houses	1 212	680	938	560	791	732	4 913
Simple stone structures	436	330	394	328	1 408	603	3 499
Institutions	11	1	2	1	8	-	23
Other permanent housing	36	11	22	22	129	14	234
Roof-top structures	3	-	-	-	-	-	3
Other temporary housing	185	136	120	92	1 055	142	1 730
Marine	106	261	105	50	87	25	634
Total	2 021	1 466	1 638	1 055	3 677	1 765	11 622
PERSONS							
Housing Authority rental blocks	-	-	-	-	673	-	673
Self-contained	-	-	-	-	-	-	-
Non self-contained	-	-	-	-	-	-	-
Housing Authority home ownership estates	-	-	-	-	-	-	-
Housing Society rental blocks	-	-	-	-	-	-	-
Private housing blocks							
Self-contained	62	146	195	2	130	981	1 516
Non self-contained	29	30	4	1	5	-	69
Modern houses/Modern village houses	4 889	2 800	3 695	2 313	3 015	2 708	19 420
Simple stone structures	1 464	1 393	1 636	1 160	5 035	2 280	12 968
Institutions	117	134	4	4	2 346	2	2 607
Other permanent housing	175	38	51	126	1 262	38	1 690
Roof-top structures	4	-	-	-	-	-	4
Other temporary housing	694	539	405	301	4 095	593	6 627
Marine	814	2 306	982	269	510	144	5 025
Total	8 248	7 386	6 372	4 176	17 071	6 746	50 599

* Not applicable to marine population

North

Border East and Mirs Bay	Border Central	Queen's Hill	Beas River	Luen Wo Hui	Shek Wu Hui	Total
-	-	-	-	-	-	-
-	-	-	-	-	-	-
-	-	-	-	-	-	-
-	-	-	-	-	-	-
130	2	2	20	854	1 303	2 311
6	34	8	4	65	10	127
518	425	377	650	105	107	2 182
1 765	1 861	1 314	1 692	478	407	7 517
7	1	534	147	48	3	740
19	110	199	86	236	64	714
-	-	-	-	23	180	203
1 440	2 716	1 620	3 460	1 176	1 743	12 155
3 885	5 149	4 054	6 059	2 985	3 817	25 949
-	-	-	-	-	-	-
-	-	-	-	-	-	-
-	-	-	-	-	-	-
-	-	-	-	-	-	-
131	2	2	20	990	1 520	2 665
6	35	8	8	68	12	137
520	452	412	679	109	123	2 295
1 799	1 907	1 405	1 767	512	452	7 842
1	1	281	42	12	1	338
15	109	187	83	225	60	679
-	-	-	-	32	225	257
1 449	2 838	1 689	3 684	1 264	2 153	13 077
72	-	-	-	-	-	72
3 993	5 344	3 984	6 283	3 212	4 546	27 362
-	-	-	-	-	-	-
-	-	-	-	-	-	-
-	-	-	-	-	-	-
-	-	-	-	-	-	-
634	11	14	99	3 872	5 915	10 545
35	119	26	31	296	39	546
2 353	2 029	2 021	3 000	459	633	10 495
6 511	7 725	5 973	7 292	2 273	1 896	31 670
9	26	2 453	846	405	13	3 752
61	340	764	341	1 039	233	2 778
-	-	-	-	92	796	888
6 785	10 471	6 864	15 051	5 368	8 540	53 079
452	-	-	-	-	-	452
16 840	20 721	18 115	26 660	13 804	18 065	114 205

Sai Kung

TYPE OF LIVING QUARTER	Sai Kung Islands	Sai Kung Central	Sai Kung Pak Sha Wan	Hang Hau	Rennie's Mill	Total
LIVING QUARTERS*						
Housing Authority rental blocks						
Self-contained	-	-	-	-	-	-
Non self-contained	-	-	-	-	-	-
Housing Authority home ownership estates	-	-	-	-	-	-
Housing Society rental blocks	-	-	-	-	-	-
Private housing blocks						
Self-contained	3	936	83	108	-	1 130
Non self-contained	-	48	-	1	-	49
Modern houses/Modern village houses	253	832	680	1 123	-	2 888
Simple stone structures	335	395	708	953	90	2 481
Institutions	2	-	48	347	29	426
Other permanent housing	22	172	49	367	49	659
Roof-top structures	-	-	-	-	-	-
Other temporary housing	53	143	137	181	1 357	1 871
Total	668	2 526	1 705	3 080	1 525	9 504

DOMESTIC HOUSEHOLDS

Housing Authority rental blocks						
Self-contained	-	-	-	-	-	-
Non self-contained	-	-	-	-	-	-
Housing Authority home ownership estates	-	-	-	-	-	-
Housing Society rental blocks	-	-	-	-	-	-
Private housing blocks						
Self-contained	3	1 049	83	109	-	1 244
Non self-contained	-	50	-	1	-	51
Modern houses/Modern village houses	257	898	699	1 225	-	3 079
Simple stone structures	337	438	735	1 022	93	2 625
Institutions	1	-	22	6	17	46
Other permanent housing	15	179	47	300	25	566
Roof-top structures	-	-	-	-	-	-
Other temporary housing	52	147	133	179	1 450	1 961
Marine	54	335	-	-	34	423
Total	719	3 096	1 719	2 842	1 619	9 995

PERSONS

Housing Authority rental blocks						
Self-contained	-	-	-	-	-	-
Non self-contained	-	-	-	-	-	-
Housing Authority home ownership estates	-	-	-	-	-	-
Housing Society rental blocks	-	-	-	-	-	-
Private housing blocks						
Self-contained	22	4 750	389	364	-	5 525
Non self-contained	-	200	-	4	-	204
Modern houses/Modern village houses	911	4 257	3 427	4 932	-	13 527
Simple stone structures	1 288	1 906	3 317	4 571	372	11 454
Institutions	21	-	152	1 287	106	1 566
Other permanent housing	99	597	203	1 124	297	2 320
Roof-top structures	-	-	-	-	-	-
Other temporary housing	166	717	513	694	5 195	7 285
Marine	273	2 294	-	-	128	2 695
Total	2 780	14 721	8 001	12 976	6 098	44 576

Sha Tin

Sha Tin Town Centre	Siu Lek Yuen	Tin Sum Valley	Fo Tan	Total
3 095	1 627	7	5 724	10 453
-	-	-	-	-
-	467	-	2 829	3 296
-	-	-	-	-
34	7	1 092	1	1 134
-	1	8	1	10
420	271	982	321	1 994
594	541	1 046	201	2 382
166	-	3	6	175
26	16	136	2 535	2 713
-	-	4	5	9
900	974	2 072	271	4 217
5 235	3 904	5 350	11 894	26 383
<hr/>				
3 114	1 642	7	5 770	10 533
-	-	-	-	-
-	467	-	2 826	3 293
-	-	-	-	-
33	7	1 147	1	1 188
-	1	9	1	11
483	286	1 051	359	2 179
668	528	1 135	197	2 528
10	-	-	5	15
25	14	110	1 647	1 796
-	-	4	1	5
1 019	989	2 281	244	4 533
-	-	-	-	-
5 352	3 934	5 744	11 051	26 081
<hr/>				
15 326	6 150	48	30 700	52 232
-	-	-	-	-
-	2 048	-	11 493	13 541
-	-	-	-	-
142	28	4 351	5	4 526
-	1	12	5	18
2 001	1 093	4 047	1 589	8 730
2 719	2 477	4 769	960	10 925
555	-	24	26	605
126	57	490	8 001	8 674
-	-	16	5	21
3 832	3 399	8 375	920	16 526
-	-	-	-	-
24 701	15 261	22 132	53 704	115 758

Tai Po

TYPE OF LIVING QUARTER	Tai Po Central	Tai Po East	Tai Po South	Tai Po North	Sai Kung North	Total
LIVING QUARTERS *						
Housing Authority rental blocks						
Self-contained	1 452	-	-	-	-	1 452
Non self-contained	-	-	-	-	-	-
Housing Authority home ownership estates	-	-	-	-	-	-
Housing Society rental blocks	-	-	-	-	-	-
Private housing blocks						
Self-contained	211	6	3 604	2	-	3 823
Non self-contained	5	-	78	1	-	84
Modern houses/Modern village houses	333	399	370	358	125	1 585
Simple stone structures	899	765	1 032	777	310	3 783
Institutions	32	1	69	1	1	104
Other permanent housing	40	78	128	9	10	265
Roof-top structures	1	-	37	-	-	38
Other temporary housing	2 615	346	674	1 057	30	4 722
Total	5 588	1 595	5 992	2 205	476	15 856

DOMESTIC HOUSEHOLDS

Housing Authority rental blocks						
Self-contained	1 454	-	-	-	-	1 454
Non self-contained	-	-	-	-	-	-
Housing Authority home ownership estates	-	-	-	-	-	-
Housing Society rental blocks	-	-	-	-	-	-
Private housing blocks						
Self-contained	232	5	4 116	2	-	4 355
Non self-contained	5	-	116	1	-	122
Modern houses/Modern village houses	423	409	423	371	128	1 754
Simple stone structures	984	784	1 109	781	309	3 967
Institutions	11	-	14	1	-	26
Other permanent housing	36	78	127	6	6	253
Roof-top structures	1	-	41	-	-	42
Other temporary housing	2 729	353	727	1 110	30	4 949
Marine	-	177	172	-	33	382
Total	5 875	1 806	6 845	2 272	506	17 304

PERSONS

Housing Authority rental blocks						
Self-contained	6 599	-	-	-	-	6 599
Non self-contained	-	-	-	-	-	-
Housing Authority home ownership estates	-	-	-	-	-	-
Housing Society rental blocks	-	-	-	-	-	-
Private housing blocks						
Self-contained	992	32	16 692	12	-	17 728
Non self-contained	27	-	381	2	-	410
Modern houses/Modern village houses	1 865	2 003	1 981	1 794	562	8 205
Simple stone structures	4 298	4 012	5 567	3 203	917	17 997
Institutions	309	2	355	1	9	676
Other permanent housing	167	319	506	45	33	1 070
Roof-top structures	3	-	168	-	-	171
Other temporary housing	10 701	2 100	3 262	4 443	116	20 622
Marine	-	1 110	1 014	-	206	2 330
Total	24 961	9 578	29 926	9 500	1 843	75 808

Tsuen Wan

Kwai Chung Central	Kwai Chung East	Kwai Chung North	Kwai Chung South	Kwai Chung West	Kwai Shing
9 253	11 764	12 951	6 536	2 003	10 605
-	-	-	-	12 373	-
-	-	-	293	-	-
-	-	-	2 531	-	-
3 337	2 069	2 774	632	492	2
-	6	1	-	1	-
-	34	767	175	-	-
-	93	86	236	6	5
1	18	13	455	-	2
1 215	221	600	97	43	121
50	40	56	-	10	-
2 364	1 228	803	1 390	22	712
16 220	15 473	18 051	12 345	14 950	11 447
<hr/>					
9 320	11 819	12 986	6 582	2 059	10 724
-	-	-	-	12 624	-
-	-	-	295	-	-
-	-	-	2 524	-	-
4 290	2 806	3 565	665	806	2
-	8	1	-	1	-
-	44	1 056	271	-	-
-	98	115	411	6	9
-	1	4	271	-	-
1 171	191	584	97	41	114
66	62	74	-	14	-
2 335	1 387	820	1 406	22	736
-	-	-	-	-	-
17 182	16 416	19 205	12 522	15 573	11 585
<hr/>					
47 128	52 890	68 302	34 808	9 323	53 450
-	-	-	-	53 670	-
-	-	-	1 263	-	-
-	-	-	12 432	-	-
15 928	10 333	13 175	2 319	2 771	6
-	23	1	-	4	-
-	204	4 193	1 127	-	-
-	473	399	1 555	24	28
14	91	57	2 226	-	15
3 931	657	2 203	465	178	354
254	197	254	-	49	-
8 380	4 998	2 879	4 284	80	2 596
-	-	-	-	-	-
75 635	69 866	91 463	60 479	56 099	56 449

Tsuen Wan (Con't)

TYPE OF LIVING QUARTER	Tsing Yi	Tsuen wan East	Tsuen Wan Rural	Tsuen wan West	Total
LIVING QUARTERS*					
Housing Authority rental blocks					
Self-contained	6 643	2 303	-	3 146	65 204
Non self-contained	-	-	-	-	12 373
Housing Authority home ownership estates	-	-	-	-	293
Housing Society rental blocks	-	1 092	-	966	4 589
Private housing blocks					
Self-contained	4	6 042	25	7 287	22 664
Non self-contained	-	76	23	10	117
Modern houses/Modern village houses	318	4	625	333	2 256
Simple stone structures	136	249	422	877	2 110
Institutions	-	16	1	199	705
Other permanent housing	41	283	154	356	3 131
Roof-top structures	-	249	-	106	511
Other temporary housing	1 217	422	465	2 101	10 724
Total	8 359	10 736	1 715	15 381	124 677

DOMESTIC HOUSEHOLDS

Housing Authority rental blocks					
Self-contained	6 654	2 307	-	3 209	65 660
Non self-contained	-	-	-	-	12 624
Housing Authority home ownership estates	-	-	-	-	295
Housing Society rental blocks	-	1 131	-	967	4 622
Private housing blocks					
Self-contained	5	11 553	33	9 622	33 347
Non self-contained	-	314	23	21	368
Modern houses/Modern village houses	483	4	659	593	3 110
Simple stone structures	153	661	492	1 225	3 170
Institutions	-	2	1	30	309
Other permanent housing	48	276	184	300	3 006
Roof-top structures	-	426	-	148	790
Other temporary housing	1 335	608	430	2 629	11 708
Marine	282	-	24	104	410
Total	8 960	17 282	1 846	18 848	139 419

PERSONS

Housing Authority rental blocks					
Self-contained	33 449	12 620	-	16 005	327 975
Non self-contained	-	-	-	-	53 670
Housing Authority home ownership estates	-	-	-	-	1 263
Housing Society rental blocks	-	5 453	-	4 856	22 741
Private housing blocks					
Self-contained	27	38 227	134	33 791	116 711
Non self-contained	-	690	122	66	906
Modern houses/Modern village houses	1 968	4	2 795	2 098	12 389
Simple stone structures	671	2 454	2 106	5 292	13 002
Institutions	-	144	3	467	3 017
Other permanent housing	181	645	428	1 164	10 206
Roof-top structures	-	1 352	-	499	2 605
Other temporary housing	6 175	2 365	1 753	9 901	43 411
Marine	1 810	-	114	639	2 563
Total	44 281	63 954	7 455	74 778	610 459

* Not applicable to marine population

Tuen Mun

Tuen Mun North-East	Tuen Mun North-West	Tuen Mun South-East	Tuen Mun South-West	Total
1 880	8 125	2 330	2 487	14 822
-	-	-	-	-
-	-	-	-	-
-	-	-	-	-
1 614	12	40	-	1 666
21	20	-	1	42
248	119	206	14	587
1 932	1 348	925	462	4 667
53	137	371	18	579
87	391	298	150	926
-	-	-	-	-
691	1 378	368	493	2 930
6 526	11 530	4 538	3 625	26 219
<hr/>				
1 889	8 144	2 331	2 486	14 850
-	-	-	-	-
-	-	-	-	-
-	-	-	-	-
1 901	13	40	-	1 954
21	20	-	-	41
328	126	221	13	688
2 201	1 537	969	496	5 203
2	18	167	1	188
80	293	260	105	738
-	-	-	-	-
776	1 558	378	556	3 268
-	-	852	-	852
7 198	11 709	5 218	3 657	27 782
<hr/>				
8 274	35 816	9 545	10 522	64 157
-	-	-	-	-
-	-	-	-	-
-	-	-	-	-
7 009	60	129	-	7 198
67	81	-	3	151
1 383	621	947	94	3 045
9 469	7 041	4 841	2 315	23 666
190	2 448	1 770	110	4 518
315	1 190	1 051	349	2 905
-	-	-	-	-
3 095	6 257	1 641	2 495	13 488
-	-	7 755	-	7 755
29 802	53 514	27 679	15 888	126 883

Yuen Long

TYPE OF LIVING QUARTER	Yuen Long Town North	Yuen Long Town South	Yuen Long Rural West	Yuen Long Rural South
LIVING QUARTERS*				
Housing Authority rental blocks				
Self-contained	2 616	-	-	-
Non self-contained	-	-	-	-
Housing Authority home ownership estates	-	-	-	-
Housing Society rental blocks	-	-	-	-
Private housing blocks				
Self-contained	4 212	3 499	307	11
Non self-contained	65	8	7	4
Modern houses/Modern village houses	21	84	1 373	1 358
Simple stone structures	249	505	3 956	3 910
Institutions	25	5	10	26
Other permanent housing	82	56	57	333
Roof-top structures	40	29	1	-
Other temporary housing	110	820	3 518	2 142
Total	7 420	5 006	9 229	7 784

DOMESTIC HOUSEHOLDS

Housing Authority rental blocks				
Self-contained	2 695	-	-	-
Non self-contained	-	-	-	-
Housing Authority home ownership estates	-	-	-	-
Housing Society rental blocks	-	-	-	-
Private housing blocks				
Self-contained	4 598	3 806	321	12
Non self-contained	72	7	7	4
Modern houses/Modern village houses	23	103	1 489	1 489
Simple stone structures	267	590	4 210	4 503
Institutions	-	4	4	2
Other permanent housing	61	57	23	318
Roof-top structures	39	30	1	-
Other temporary housing	111	869	3 724	2 350
Marine	-	-	-	-
Total	7 866	5 466	9 779	8 678

PERSONS

Housing Authority rental blocks				
Self-contained	10 514	-	-	-
Non self-contained	-	-	-	-
Housing Authority home ownership estates	-	-	-	-
Housing Society rental blocks	-	-	-	-
Private housing blocks				
Self-contained	17 281	14 856	1 154	67
Non self-contained	244	33	25	13
Modern houses/Modern village houses	120	474	6 657	7 308
Simple stone structures	1 137	2 461	17 344	19 069
Institutions	90	15	49	136
Other permanent housing	268	175	197	1 412
Roof-top structures	165	104	2	-
Other temporary housing	422	3 216	15 697	9 617
Marine	-	-	-	-
Total	30 241	21 334	41 125	37 622

Yuen Long Rural East	Yuen Long Rural North	Total
-	-	2 616
-	-	-
-	-	-
-	-	-
65	2	8 096
75	1	160
883	994	4 713
3 993	1 646	14 259
314	133	513
706	273	1 507
-	-	70
1 848	1 953	10 391
7 884	5 002	42 325

-	-	2 695
-	-	-
-	-	-
-	-	-
64	2	8 803
76	1	167
915	1 011	5 030
4 101	1 658	15 329
20	27	57
690	272	1 421
-	-	70
1 893	1 986	10 333
-	-	-
7 759	4 957	44 505

-	-	10 514
-	-	-
-	-	-
-	-	-
346	10	33 714
385	4	704
4 589	4 031	23 179
18 108	6 959	65 078
1 481	743	2 514
2 548	1 061	5 661
-	-	271
7 401	8 623	44 976
-	-	-
34 858	21 431	186 611

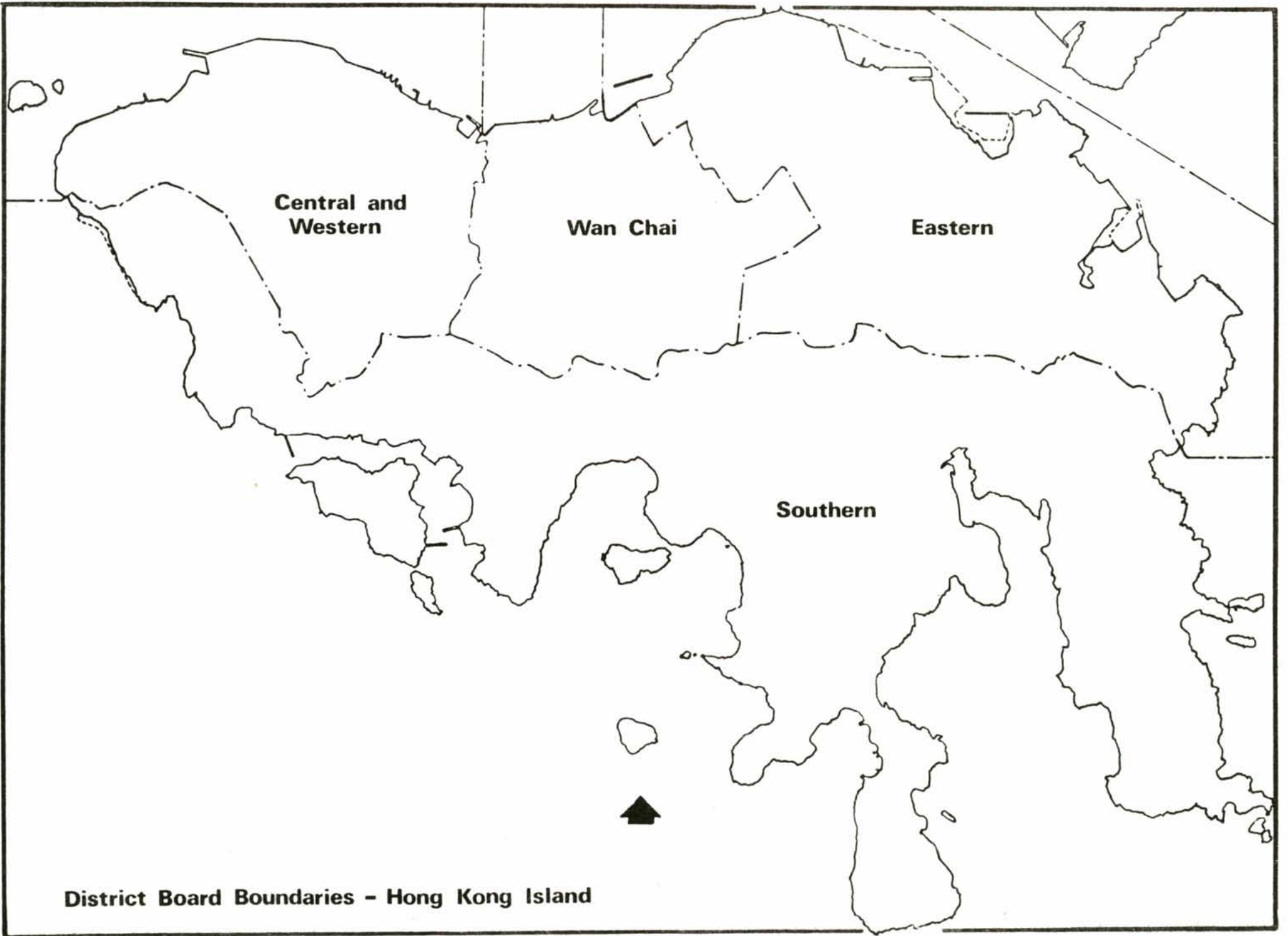
Index

<u>District / Constituency Area</u>	<u>District Board Code Letter/ Code Number</u>	<u>Page</u>
Aberdeen and Ap Lei Chau	Q-01	22
A Kung Ngam	P-08	21
Beas River	B-04	33
Border Central	B-02	33
Border East and Mirs Bay	B-01	33
Causeway Bay Central	N-01	19
Causeway Bay North	P-01	20
Causeway Bay South	P-02	20
Central and Western (District)	M	12
Chai Wan North	P-06	21
Chai Wan South	P-07	21
Cheung Chau East	A-01	32
Cheung Chau North	A-02	32
Cheung Chau West	A-03	32
Cheung Sha Wan	U-06	28
Choi Hung	V-01	29
Choi Wan	V-07	29
Chung Wan	M-02	18
Eastern (District)	P	12
Fo Tan	D-04	35
Hang Hau	C-04	34
Happy Valley	N-02	19
Ho Man Tin North	R-03	23
Ho Man Tin South	R-04	23
Hung Hom North	R-07	23
Hung Hom South	R-08	23
Islands (District)	A	14
Kennedy Town and Mount Davis	M-05	18
Kowloon City (District)	R	13
Kowloon City and Sai Tau	R-01	23
Kowloon Tong and Ma Tau Wai	R-02	23
Kwai Chung Central	F-01	37
Kwai Chung East	F-02	37
Kwai Chung North	F-03	37
Kwai Chung South	F-04	37
Kwai Chung West	F-05	37
Kwai Shing	F-06	37
Kwun Tong (District)	S	13
Kwun Tong Town and Industrial Area	S-05	24

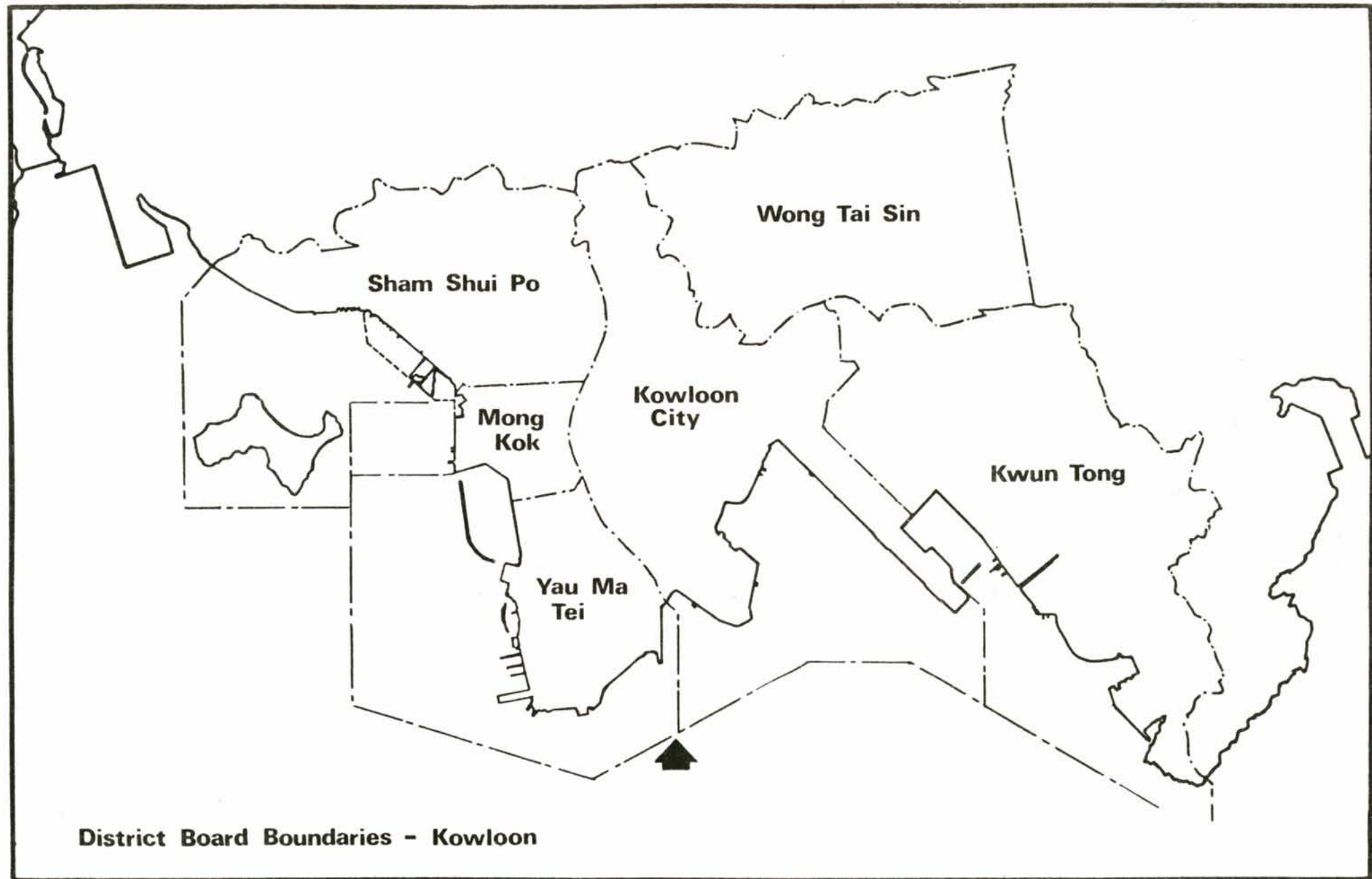
<u>District / Constituency Area</u>	<u>District Board Code Letter/ Code Number</u>	<u>Page</u>
Lai Chi Kok and Un Chau	U-07	28
Lai Wan	U-08	28
Lam Tin North	S-10	25
Lam Tin South	S-11	25
Lamma and Po Toi	A-04	32
Lantau and Associated Islands	A-05	32
Lei Cheng Uk and So Uk	U-09	28
Lok Fu	V-02	29
Lower Wong Tai Sin	V-03	29
Luen Wo Hui	B-05	33
Mid Levels and Peak	M-01	18
Mong Kok (District)	T	13
Mong Kok East	T-01	26
Mong Kok North	T-02	26
Mong Kok South	T-03	26
Mong Kok West	T-04	26
Nam Cheong East	U-04	27
Nam Cheong West	U-03	27
Nam Shan and Yau Yat Chuen	U-01	27
Ngau Tau Kok East	S-03	24
Ngau Tau Kok West	S-02	24
Ngau Tsuen	V-08	29
North (District)	B	14
North Point East	P-03	20
North Point West	P-04	20
Pak Tin	U-02	27
Peng Chau	A-06	32
Ping Shek and Kai Yip	S-01	24
Pok Fu Lam	Q-02	22
Quarry Bay	P-05	20
Queen's Hill	B-03	33
Rennie's Mill	C-05	34
Sai Kung (District)	C	14
Sai Kung Central	C-02	34
Sai Kung Islands	C-01	34
Sai Kung North	E-05	36
Sai Kung Pak Sha Wan	C-03	34
Sai Wan Ho	P-10	21
Sai Ying Pun	M-04	18
San Po Kong	V-04	29
Sau Mau Ping North	S-08	25
Sau Mau Ping South	S-09	25
Sha Tin (District)	D	14

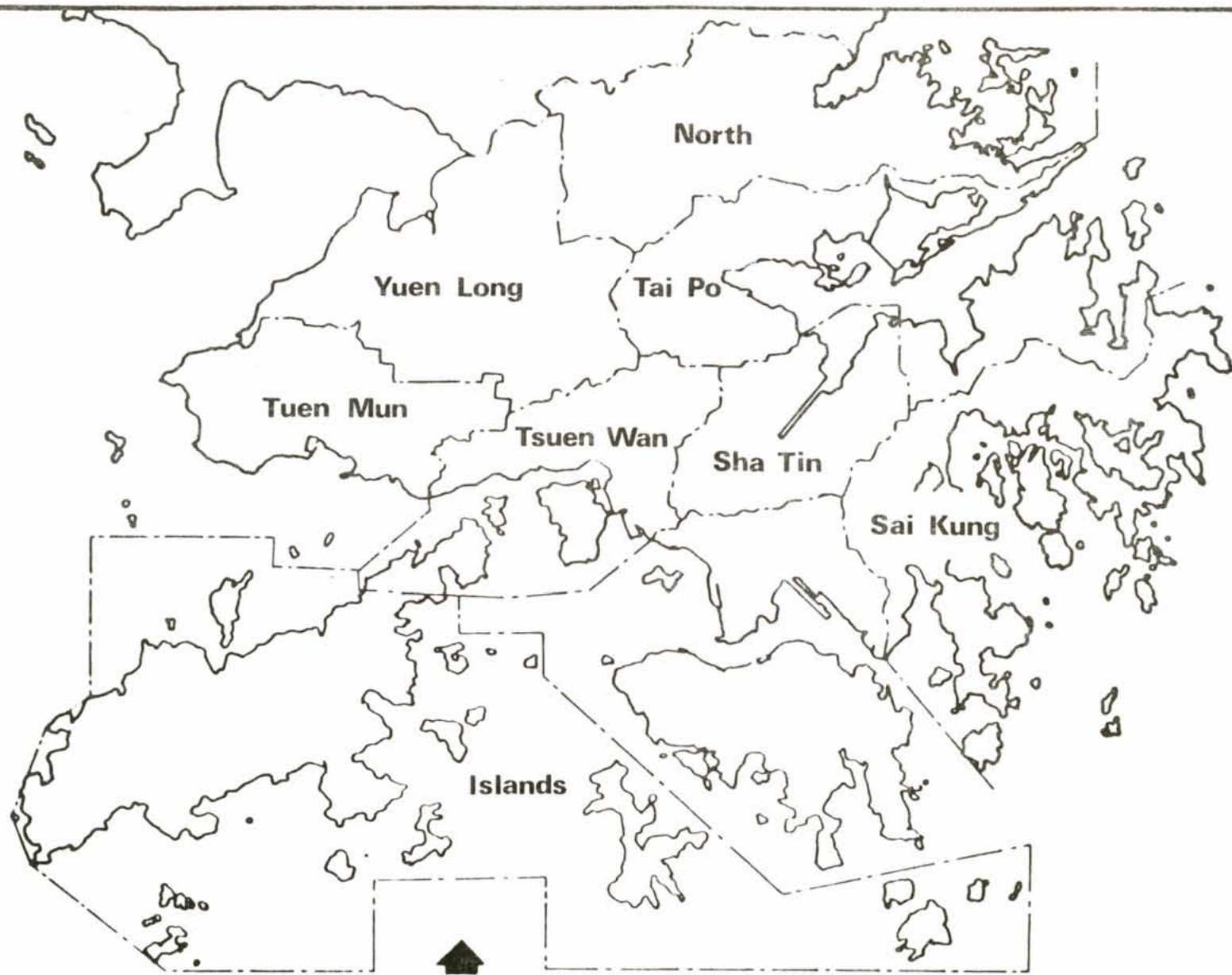
<u>District / Constituency Area</u>	<u>District Board Code Letter/ Code Number</u>	<u>Page</u>
Sha Tin Town Centre	D-01	35
Sham Shui Po (District)	U	13
Shau Kei Wan Hillside	P-09	21
Shek Kip Mei	U-05	27
Shek Wu Hui	B-06	33
Sheung Wan	M-03	18
Shun Lee and Shun On	S-07	25
Siu Lek Yuen	D-02	35
Southern (District)	Q	12
Stanley and Shek O	Q-06	22
Tai Hang and So Kon Po	N-03	19
Tai Kok Tsui	T-05	26
Tai Po (District)	E	14
Tai Po Central	E-01	36
Tai Po East	E-02	36
Tai Po North	E-04	36
Tai Po South	E-03	36
Tin Sum Valley	D-03	35
Tin Wan and Shek Pai Wan	Q-03	22
Ting Hong	S-04	24
To Kwa Wan North	R-05	23
To Kwa Wan South	R-06	23
Tsim Sha Tsui	W-01	31
Tsing Yi	F-07	38
Tsuen Wan (District)	F	14
Tsuen Wan East	F-08	38
Tsuen Wan Rural	F-09	38
Tsuen Wan West	F-10	38
Tsui Ping	S-06	25
Tsz Wan Shan East	V-10	30
Tsz Wan Shan South	V-11	30
Tsz Wan Shan West	V-09	30
Tuen Mun (District)	G	15
Tuen Mun North-East	G-01	39
Tuen Mun North-West	G-02	39
Tuen Mun South-East	G-03	39
Tuen Mun South-West	G-04	39
Tung Tau	V-05	29
Upper Wong Tai Sin and Fung Wong	V-12	30
Wah Fu	Q-04	22
Wan Chai (District)	N	12
Wan Chai East	N-04	19
Wan Chai West	N-05	19
Wang Tau Hom	V-06	29
Wong Chuk Hang and Bays	Q-05	22
Wong Tai Sin (District)	V	13

<u>District / Constituency Area</u>	<u>District Board Code Letter/ Code Number</u>	<u>Page</u>
Yau Ma Tei (District)	W	13
Yau Ma Tei East	W-02	31
Yau Ma Tei North	W-04	31
Yau Ma Tei South	W-03	31
Yau Tong and Sze Shan	S-12	25
Yuen Long (District)	H	15
Yuen Long Rural East	H-05	41
Yuen Long Rural North	H-06	41
Yuen Long Rural South	H-04	40
Yuen Long Rural West	H-03	40
Yuen Long Town North	H-01	40
Yuen Long Town South	H-02	40



District Board Boundaries - Hong Kong Island





District Board Boundaries - New Territories