


這份刊物的 PDF 版本的文字是從印刷版掃描而成，再利用光學字符識別軟件轉換成電子格式。由於原印刷版本已印製並保存多年，光學字符識別技術未必能準確地識別某些文字或數字。因此，搜索或複製此 PDF 檔案內的文字時應加以注意。

The text of this PDF publication was scanned from its printed version and then converted to electronic text using Optical Character Recognition (OCR) software. Because of the age and condition of the original printed copy, the OCR may not recognise certain characters or figures accurately. Caution should therefore be taken when searching or copying text from this PDF publication.

HONG KONG 1991 POPULATION CENSUS

*Basic Tables for Tertiary Planning Units :
Hong Kong Island*

一九九一年人口普查
有關香港島各規劃統計小區的基本統計表



Hong Kong 1991 Population Census

Basic Tables for Tertiary Planning Units: Hong Kong Island

一九九一年人口普查
有關香港島各規劃統計小區的基本統計表


Census Planning Section
Census and Statistics Department, Hong Kong
香港政府統計處 人口普查策劃組

2/F Koway Court, 111 Chai Wan Road, Chai Wan, Hong Kong. Tel: 5151088
香港柴灣道111號高威閣二樓 電話：5151088

Contents

目錄

		<i>Page</i> 頁數
Foreword	序言	5
List of Tables	統計表一覽	7
Explanatory Notes	註釋	11
Summary Statistics	簡要統計	38
Basic Tables	基本統計表	48
Glossary	詞彙表	143
List of Merged Tertiary Planning Units with Corresponding Number of Enumerated Residents	合併的規劃統計小 區及其實際點算 居民人數一覽表	149
Order Form for Publications on the 1991 Population Census	一九九一年人口普 查刊物訂購表格	151



Foreword

This report presents the final results of the 1991 Population Census in respect of Tertiary Planning Units (TPU's)*.

It contains statistics organized in two parts: the "Summary Statistics" part which provides the population profile of each TPU and the "Basic Tables" part which provides information on the detailed characteristics of the population in each TPU. The report consists of three separate volumes covering Hong Kong Island, Kowloon and New Kowloon and the New Territories respectively. This volume relates to Hong Kong Island only.

The 1991 Population Census comprised a 100% enumeration of all persons by age and sex and a one-in-seven sample enquiry on a broad range of demographic and socio-economic characteristics of the population. All households in Hong Kong were enumerated during the ten-day period from 15 to 24 March 1991. The Census results provide a snapshot of the size and characteristics of the population on the Census reference date of 15 March 1991.

Each TPU included in this report is identified by a unique three-digit code number. The boundaries of TPU's are demarcated by the Planning Department of the Hong Kong Government. The maps showing the boundaries of TPU's are contained in another Census publication entitled "Boundary Maps Complementary to Tabulations for Tertiary Planning Units".

Another report on the geographical breakdown of the Census results, entitled "Basic Tables for District Board Districts", will be published at the same time with this report. More detailed statistics and analysis of the Census results covering the whole of Hong Kong will be available in the publications "Main Tables" and "Main Report" which will be released later this year.

Frederick W.H. HO
Commissioner for Census & Statistics

May 1992

* TPU - The geographical coding system which is designed for town planning purpose. For more details, please refer to the definition of terms in Explanatory Notes on page 21.

序言

本報告載列一九九一年人口普查按規劃統計小區*劃分的結果。

報告內容分為兩部份，第一部份「簡要統計」顯示各規劃統計小區的主要人口特徵，而第二部份「基本統計表」則載列各規劃統計小區的詳細人口資料。報告分為三冊，分別刊載香港島、九龍及新九龍和新界的資料。本冊報告只刊載有關香港島的資料。

一九九一年人口普查，從全民蒐集有關人口的年齡及性別資料；此外也包括一個抽樣統計調查，用抽樣方法選出一個七分之一的住戶樣本，以蒐集有關人口的社會及經濟特徵等詳細資料。在一九九一年三月十五日至二十四日的十天期間，訪問了本港所有住戶，以進行點算。普查的結果顯示在一九九一年三月十五日普查日時本港人口的數目和他們的特徵。

本報告包括的每一個規劃統計小區均以獨有的三位數字代表。規劃統計小區的界線乃由香港政府規劃署訂定。本處經已出版一套名為「規劃統計小區統計表的附件——區域分界地圖」的地圖集，方便讀者查閱每一規劃統計小區的範圍。

另一本普查結果分區報告，名為「有關各區議會分區的基本統計表」，亦與本報告同時出版。至於有關全港的詳細普查結果和分析，將會刊載於今年稍後出版的「主要統計表」及「主要報告」兩刊物內。

政府統計處處長何永煊

一九九二年五月

* 規劃統計小區乃一套應用於城市設計的地區編號方法。詳細解釋請參閱第33頁註釋內的詞彙釋義。


List of Tables

統計表一覽

		Page 頁數
SUMMARY STATISTICS	簡要統計	
All Land Areas	陸上全區	38
Hong Kong Island	香港島	38
Tertiary Planning Units (TPU's)	規劃統計小區	
TPU 1.1.1 – 1.1.3		38
TPU 1.1.4 – 1.1.6, 1.2.1 – 1.2.4		39
TPU 1.3.1 – 1.3.5, 1.4.0 – 1.4.1		40
TPU 1.4.2 – 1.4.9		41
TPU 1.5.1 – 1.5.6		42
TPU 1.5.7, 1.6.1 – 1.6.6		43
TPU 1.7.1 – 1.7.5, 1.8.1 – 1.8.2		44
TPU 1.8.3 – 1.8.4, 1.9.0 – 1.9.9		45
BASIC TABLES	基本統計表	
All Land Areas	陸上全區	48
Hong Kong Island	香港島	50
Tertiary Planning Units (TPU's)	規劃統計小區	
TPU 1.1.1		52
TPU 1.1.2		54
TPU 1.1.3		56
TPU 1.1.4		58
TPU 1.1.5		60
TPU 1.1.6		62
TPU 1.2.1, 1.2.3, 1.2.4		64
TPU 1.2.2		66
TPU 1.3.1		68

Tertiary Planning Units (TPU's)	規劃統計小區	Page 頁數
TPU 1.3.2		70
TPU 1.3.3		72
TPU 1.3.4, 1.3.5		74
TPU 1.4.0		76
TPU 1.4.1		78
TPU 1.4.2		80
TPU 1.4.3		82
TPU 1.4.4		84
TPU 1.4.5		86
TPU 1.4.6, 1.4.7		88
TPU 1.4.8		90
TPU 1.4.9		92
TPU 1.5.1		94
TPU 1.5.2		96
TPU 1.5.3		98
TPU 1.5.4		100
TPU 1.5.5		102
TPU 1.5.6		104
TPU 1.5.7		106
TPU 1.6.1		108
TPU 1.6.2		110
TPU 1.6.3		112
TPU 1.6.4, 1.6.5, 1.6.6		114
TPU 1.7.1		116
TPU 1.7.2		118
TPU 1.7.3		120
TPU 1.7.4		122
TPU 1.7.5		124
TPU 1.8.1, 1.8.2		126
TPU 1.8.3, 1.8.4		128

Tertiary Planning Units (TPU's)	規劃統計小區	Page 頁數
TPU 1.9.0, 1.9.4, 1.9.6		130
TPU 1.9.1, 1.9.9		132
TPU 1.9.2		134
TPU 1.9.3, 1.9.5		136
TPU 1.9.7		138
TPU 1.9.8		140



Explanatory Notes

Introduction

The 1991 Population Census comprised a 100% enumeration of all persons by age and sex and a one-in-seven sample enquiry on a broad range of demographic and socio-economic characteristics of the population. Data on the count of population, households and living quarters are obtained from the complete enumeration, whilst data on their detailed characteristics are provided by estimates derived from the sample enquiry. In preparing the tabulations, an adjustment has been made as necessary to allow for persons in non-contact households.

Structure of the report

This volume of the report relates to the Tertiary Planning Units (TPU's) on Hong Kong Island.

The statistics are organized in two parts. The "Summary Statistics" part covers 25 data items on demographic, education, labour force and household characteristics, which together provide the population profile of each TPU. Seven data items are based on the complete enumeration. These are numbers of residents, enumerated residents and domestic households, percentages of persons by age and average domestic household size. Other data items are based on the sample enquiry.

The "Basic Tables" part provides information on the detailed characteristics of the population in each TPU. Each of the basic tables is divided into two sections, namely "Statistics based on complete enumeration" and "Estimates based on sample enquiry". Information covered is outlined below:

Statistics based on complete enumeration:-

- . Type of living quarters
- . Household size
- . Age and sex of enumerated residents

Estimates based on sample enquiry:-

- . Household composition
- . Tenure of accommodation
- . Monthly household income
- . Monthly household rent
- . Usual language/dialect
- . Marital status
- . Educational attainment
- . Activity status
- . Occupation
- . Industry
- . Monthly income from main employment

It may be noted that the total numbers of households and population given in these two sections are not identical, although the discrepancies are in most cases small. The discrepancies are related to the design of the Census operations. Those "totals" given in the first section are obtained from the complete enumeration, whereas those "estimated totals" given in the second section are provided by estimates derived from the one-in-seven sample enquiry (please see footnote * for further explanation of the method). Users may prefer to use both totals and their breakdown from the second section when studying detailed population or household characteristics.

Coverage of the report

The population figures covered in this report, other than the number of residents given in the "Summary Statistics" part, refer to the enumerated resident population living on land. The following categories of persons counted in the Census are not included in the report:

- (1) 151 833 residents who were temporarily away from Hong Kong on the Census reference date of 15 March 1991;
- (2) 35 823 transients;
- (3) 51 847 Vietnamese migrants including Vietnamese refugees, Vietnamese migrants having been screened out and those pending determination of refugee status, ex-China Vietnamese illegal immigrants, Vietnamese migrants rescued by ocean-going vessels and children born in Hong Kong to the above categories of Vietnamese migrants; and
- (4) 11 102 enumerated marine residents living on board of 2 179 vessels.

The exception mentioned above, viz. the number of residents given in "Summary Statistics", refers to the entire resident population (i.e. all persons usually residing in Hong Kong including those temporarily away from Hong Kong on the Census reference date).

Living quarters covered in this report are those occupied on the Census reference date. The figures on households refer to domestic households, which accounted for 98.6% of the enumerated resident population. The rest of the population were in collective households.

* To achieve consistency between total counts obtained from the complete enumeration and estimates derived from the sample enquiry, the "ratio estimation" method is employed. (Readers interested in the details of this method may wish to refer to standard texts in survey sampling). Total counts at the District Board (DB) district level were chosen as controls when applying the method. This is because DB districts are more commonly referred to in analyzing Census results. The control process ensures that estimates derived from the sample for each DB district are consistent with the district total counts. However, for geographical units smaller than a DB district, e.g. Tertiary Planning Units (TPU's), the estimates derived from the sample using blow-up factors controlled at DB districts may not tally with the TPU total counts.

There is one further complication when estimating the number of households by household composition based on the sample enquiry. The blow-up factors used in the process were derived from the district control totals with reference to type of living quarters instead of household size category. Therefore, the total count of households of "household size one" obtained from the complete enumeration and the total number of "one-person" households provided by estimates derived from the sample enquiry are not necessarily identical.

Confidentiality of data on individual household and person

To protect the confidentiality of individual household and personal data is of utmost importance in the tabulation of Census results. To ensure that no individual person, household or living quarters can be identified from statistics of detailed characteristics, each TPU with less than 1 000 persons is merged with adjacent TPU(s) for tabulation. At the end of this report, there is a list showing the total number of persons enumerated in those TPU's which have been merged. TPU's which were virtually uninhabited at the time of the Census are not tabulated; they are identified separately at the end of the "List of Tables".

Street Block statistics

Street Block (SB) is a finer geographic division than TPU. Tabulations of Census results by SB are available upon request from the Census and Statistics Department. However, information available at the SB level is confined only to the following:

- . Living quarters by type of living quarters
- . Living quarters by number of households in living quarters
- . Households by type of living quarters
- . Households by household size
- . Population by type of living quarters
- . Population by age and sex

Bilingual presentation

This report is presented basically in bilingual form with the exception of "Basic Tables". There is at the end of the report a "Glossary" of the terms presented in the "Basic Tables" part given in both English and Chinese. This will facilitate readers who want to refer to the tables in Chinese.

Definition of terms (in alphabetical order)

- (1) **Activity Status:** This refers to the economic activity status of a person. Population can be divided into two main groups, economically active population (i.e. the labour force) and economically inactive population as follows:

Economically active population: This comprises the employed (i.e. the working population) and the unemployed.

The working population refers to persons aged 15 and above who performed some work for wage/salary or were on leave/holiday during the seven days before enumeration in the 1991 Population Census. The working population can be distinguished into:

Self-employed: A person who works on his own account, neither employed by someone else nor employing others.

Employer: A person who works on his own account and employs one or more persons to work for him.

Employee: A person who works for wage/salary in local/overseas government, private company or government subsidized organization. Domestic helpers working for wage are included in this category.

Unpaid family worker: A person who lives with his family and does work (not domestic work) as part of the family enterprise in return for food and lodging.

The unemployed persons refer to persons aged 15 and above and not of independent means who were not at work during the seven days before enumeration in the Census but were seeking work and available for work. This excludes those who were on leave/holiday during the reference period.

Economically inactive population: This refers to persons who did not have a job and were not at work during the seven days before enumeration in the Census, excluding persons who were on leave/holiday during the seven-day period and persons who were unemployed. Included in this category are home-makers, students, persons of independent means, retired persons and other economically inactive persons.

Home-maker: A person who looks after the home without pay.

Student: A person who is studying full-time in school or other educational institution. Persons who are self-studying, or studying informal courses in miscellaneous training institutes or studying evening courses and were not working during the seven days before the enumeration of the Census are also included in this category. Student workers are classified as economically active persons and are not included in this group.

Of independent means: A person who does not have to work for a living. The cost of living is generally borne by rental receivables, savings, investment returns or remittances.

Retired person: A person who has worked previously but is not currently working because of old age.

Other economically inactive: Economically inactive persons not elsewhere classified, e.g. unpaid religious workers and persons who cannot work or do not seek work because of sickness or disablement.

(2) **Age:** This is the number of complete years a person has passed since birth.

(3) **Attending School:** Persons attending full-time schools or educational institutions.

- (4) **Average Domestic Household Size:** This refers to the average number of persons per domestic household. It is calculated by dividing the total number of persons who were found in domestic households on the Census reference date by the total number of domestic households.
- (5) **Domestic Household:** A domestic household consists of a group of persons who live together and make common provision for essentials for living. These persons need not be related. If a person makes provision for essentials for living without sharing with other persons, he is also regarded as a household. In this case the household is a one-person household.
- (6) **Educational Attainment:** This refers to the highest level of education ever attained by a person in school or other educational institution, regardless of whether he had completed the course. Only formal courses are counted as educational attainment. A formal course shall be one that lasts for at least one academic year, requires specific academic qualifications for entrance (with the exception of the degree courses offered by the Open Learning Institute of Hong Kong) and includes examinations for assessment purpose. The different levels of educational attainment are as follows:
- No schooling:* Including those who had never attended a formal course.
- Kindergarten:* Including all classes in kindergarten.
- Primary:* Including Primary 1 - 6 in all schools.
- Lower secondary:* Including Middle 1 - 3 in Chinese schools or Form 1 - 3 in English or Anglo-Chinese schools.
- Upper secondary:* Including Middle 4 - 5 in Chinese schools or Form 4 - 5 in English or Anglo-Chinese schools, and craft/apprenticeship courses in technical institutes.
- Matriculation:* Including Middle 6 in Chinese schools or Form 6 - 7 in English or Anglo-Chinese schools.
- Tertiary (Non-degree courses):* Including all certificate/diploma and higher diploma/endorsement certificate courses in technical institutes/polytechnics, associateship and other non-degree courses in polytechnics and other post-secondary colleges. Certificate/diploma courses in colleges of education and in the Hong Kong Technical Teachers' College and nurse training course are also included in this category.
- Tertiary (Degree courses):* Including all first degree courses and post-graduate courses in tertiary educational institutions in Hong Kong and overseas.
- (7) **Enumerated Residents:** These refer to those residents who were present in Hong Kong on the Census reference date of 15 March 1991. It does not include transients, Vietnamese migrants and residents who were temporarily away from Hong Kong on that date.

- (8) **Households Composed of No Nuclear Family:** These include one-person households, households with related persons forming no nuclear family and households composed of unrelated persons. Please also see the definition of **Household Composition** in (11).
- (9) **Households Composed of One Nuclear Family:** These include households composed of either one unextended nuclear family, one vertically extended nuclear family or one horizontally extended nuclear family. Please also see the definition of **Household Composition** in (11).
- (10) **Households Composed of Two or More Nuclear Families:** These include households composed of two or more nuclear families whose members may or may not be related in any way. Please also see the definition of **Household Composition** in (11).
- (11) **Household Composition:** Household composition is derived from the information on relationship to the head of household of each person and the identification of spouse and parent-child relationships among members who were found in the household on the Census reference date. It shows the structure of a household in terms of the number of family nuclei and the relationship between a family nucleus and other related household members. A family nucleus is a married couple without children, a married couple with one or more never married children or one parent (either father or mother) with one or more never married children. The different categories of household composition are as follows:

One person: A household which has only one person found in the household on the Census reference date.

One unextended nuclear family: A household comprising one family nucleus without other related persons.

One vertically extended nuclear family: A household comprising one family nucleus with one or more related persons not of the same generation. It may or may not include other related persons of the same generation.

One horizontally extended nuclear family: A household comprising one family nucleus with one or more related persons of the same generation but without any other related persons of a different generation.

Two or more nuclear families: A household comprising two or more family nuclei whose members may or may not be related in any way.

Related persons forming no nuclear family: A household comprising related persons who do not form a family nucleus.

Unrelated persons: A household comprising unrelated person(s) with or without one or more related person(s) who do not form a family nucleus.

In the part "Summary Statistics", domestic households are classified into broader categories of household composition which include: (a) households composed of no nuclear family, (b) households composed of one nuclear family and (c) households composed of two or more nuclear families. Their corresponding definitions are given respectively in (8), (9) and (10) above.

For the 1981 and 1991 Population Censuses, household composition was derived based on the relationship of all persons who were found to be in the household on the Census reference date, whereas for the 1986 By-Census it was based on the relationship of all persons who usually lived in the household.

(12) Household Size: This refers to the number of persons found in the household on the Census reference date.

(13) Industry: This refers to the main kind of goods or services produced by the establishment in which a person worked during the seven days before enumeration in the Census. The classification used follows the major divisions of the Hong Kong Standard Industrial Classification (1991). The coverage of the industrial sectors presented in the table are defined as follows:

Manufacturing: Including spinning of cotton and other yarn, weaving and knitting of cotton and other fabrics; bleaching, dyeing, finishing; manufacturing of wearing apparel, knitwear and other made-up textile goods, carpets, cordages, ropes and twines, food, beverage, tobacco, footwear, leather products, rubber products, plastic products, wood products, printed matters and paper products, metal products, machinery, chemicals, chemical products, glass and pottery.

Construction: Including building construction, civil engineering, plumbing, electrical wiring, air-conditioning installation and repair.

Wholesale, retail and import/export trades, restaurants and hotels: Including wholesale and retail trade; import and export trade; peddlers; Chinese general brokers; other commercial agents; restaurants; cafes; hotels and rooming houses.

Transport, storage and communication: Including land transport, water transport and air transport; services allied to transport; storage and warehousing; and post and telecommunications.

Financing, insurance, real estate and business services: Including financing; insurance; real estate; offices of lawyers, accountants, auditors, architects, surveyors and advertising agents; data processing services and chambers of commerce and trade unions.

Community, social and personal services: Including government services; the armed forces; educational service; medical, dental and other health services; sanitary services; welfare institutions; religious organizations; cinemas and theatres; radio and television broadcasting; libraries and museums; electrical repair shops; automobile repair garages and other household and personal services.

Other industries: Including such industries as "Agriculture and fishing"; "Mining and quarrying"; "Electricity, gas and water" and industrial activities inadequately described or unclassifiable.

In the part "Summary Statistics", the percentages of working population in the "Secondary Sector" and "Tertiary Sector" are presented separately; their definitions are given respectively in (25) and (28) below.

- (14) **Labour Force Participation Rate:** The percentage of economically active population (i.e. the labour force) in the total population aged 15 and over.
- (15) **Marital Status:** The marital status of a person was recorded according to the status reported by respondents in the Census. There was no check on whether the marriage or divorce had undergone any legal registration or ceremony.
- (16) **Median Monthly Household Income:** The average monthly household income so calculated that 50 per cent of the total number of domestic households had income above this figure and the other 50 per cent had income below it.
- (17) **Median Monthly Income (from Main Employment) of Working Population:** The average monthly income from main employment so calculated that 50 per cent of the working population excluding unpaid family worker had income above this figure and the other 50 per cent had income below it.
- (18) **Monthly Household Income:** This refers to the total income (including earnings in cash from all employments and other cash incomes) for February 1991 of all persons who were found to be in the household on the Census reference date.
- (19) **Monthly Household Rent:** This is the amount paid by a household for occupying an accommodation in March 1991. It includes rates for that month but excludes payment for water, electricity and management fee. For a main tenant, rent is the net amount he paid after deducting the rent he received from his sub-tenant(s) for subletting part of the quarters. Zero rent households include households living in their owned quarters, households living in accommodation of friends or relatives without paying any rent with or without permission, and those households whose quarters were provided free by employers or for main tenant with total rental receipts from sub-tenant(s) greater than or equal to rent paid.
- (20) **Monthly Income from Main Employment:** For employers or self-employed persons, this is the amount earned excluding expenses incurred in running their main business. For employees, this is the total amount earned from their main employment including salary or wage, bonus, commission, overtime, housing allowance, tips and other cash allowances. New Year bonus and double pay are excluded. The amount recorded refers to the income for February 1991.

(21) **Non-student Population Aged 20 and Over:** It refers to those enumerated residents aged 20 and over who were not studying full time.

(22) **Occupation:** This refers to the kind of work a person performed during the seven days before enumeration in the Census. The classification basically follows the major groups of the International Standard Classification of Occupations (1988) with local adaptation in Hong Kong.

Managers and administrators: Including administrators, commissioners and directors in government service; consuls; councillors; directors, chief executive officers, presidents, general managers, functional managers, branch managers and small business managers in industry, commerce, import and export trade, wholesale and retail trade, catering and lodging services, transport, electricity, gas, water and other services and agricultural and fishery sectors.

Professionals: Including qualified professional scientists, doctors, dentists and other medical professionals; architects, surveyors and engineers; vice-chancellors, directors, academic staff and administrators of university, polytechnic and post-secondary college; principals and teachers of secondary school; statisticians; mathematicians; system analysts and computer programmers; lawyers and judges; accountants; business consultants and analysts; social workers; translators and interpreters; news editors and journalists; writers; librarians and members of religious orders.

Associate professionals: Including science technicians, nurses and midwives, dental assistants and other health associate professionals; architectural, surveying and engineering technicians; optical and electronic equipment controllers; ship pilots and air traffic controllers; principals and teachers of primary and pre-primary school; statistical assistants; computer operators; law clerks; accounting supervisors; public relation officers; sales representatives; designers; estate managers; social work assistants; superintendents, inspectors and officers of the police and other discipline services; performers and sportsmen.

Clerks: Including stenographers, secretaries and typists; bookkeeping, finance, shipping, filing and personnel clerks; cashiers and tellers; receptionists and information clerks.

Service workers: Including air hostesses and travel guides; house stewards; cooks and waiters; baby-sitters; hairdressers and beauticians; rank and file of the police and other discipline services; transport conductors and other service workers.

Shop sales workers: Including wholesale and retail salesmen in shops; shop assistants and fashion models.

Skilled agricultural and fishery workers: Including farm workers, animal husbandry workers and fishermen.

Craft and related workers: Including miners and quarrymen; bricklayers, carpenters and other construction workers; metal moulders; blacksmiths; machinery, electric and electronic instrument mechanics; jewellery workers and watch makers; potters; typesetters; bakers, food and beverage processors; painters; craft workers in textile, garment, leather, rubber and plastic trades and other craft workers.

Plant and machine operators and assemblers: Including well drillers and borers; ore smelting furnace operators; brick and tile kilnmen; sawmill sawyers; paper makers; chemical processing plant operators; power-generating plant and boiler operators; asbestos cement products makers; metal finishers and electroplaters; dairy and other food processing machine operators; printing machine operators; machine operators for production of textile, rubber and plastic products; assemblers; drivers; seamen and other plant and machine operators.

Elementary occupations: Including street vendors; domestic helpers and cleaners; messengers; private security guards; watchmen; freight handlers; lift operators; construction labourers; hand packers; agricultural and fishery labourers.

Armed forces and occupations not classifiable: Including members of the armed forces and occupations unidentifiable and inadequately described.

(23) Occupied Living Quarters: Living quarters include (a) units of accommodation which are built for residential purpose irrespective of whether there are anybody living there; and (b) quarters which are built for non-residential purposes but normally had one or more persons living there or were occupied on the Census reference date. Figures in this report refer to occupied living quarters, i.e. living quarters with occupants present on the Census reference date irrespective of their usage.

(24) Residents: These refer to the residents who usually lived in Hong Kong, those residents who were temporarily away from Hong Kong on the Census reference date of 15 March 1991 are also included.

(25) Secondary Sector: This includes three major industries namely "Manufacturing", "Electricity, gas and water" and "Construction".

(26) Tenure of Accommodation: This is the terms or conditions under which the accommodation is held by a household. The different terms are defined as follows:

Owner-occupier: A household which owns the living quarters it occupies.

Sole tenant: A household which rents the whole living quarters it occupies from someone who lives outside the living quarters without sharing it with other household(s) or subletting.

Co-tenant: Two or more households each rents part of a living quarters from someone who lives outside the living quarters.

Main tenant: A household which rents the whole living quarters it occupies from someone who lives outside the living quarters and sublets it to other household(s).

Sub-tenant: A household which rents part of a living quarters from someone who lives in the same living quarters.

Rent free: A household which occupies an accommodation free, with or without the owner's permission. This excludes households occupying accommodation provided by employers.

Provided by employer: A household occupies an accommodation provided by the employer of one of the household members. This also includes households occupying living quarters leased from employers at a nominal rent. If a household member uses housing allowance given by his employer for renting accommodation, the tenure is not considered as provided by employer.

- (27) **Tertiary Planning Unit:** For town planning purpose, the whole territory of Hong Kong is divided into 274 Tertiary Planning Units (TPU's). These TPU's are aggregated under 51 Secondary Planning Units (SPU's) at the next higher level. The SPU's are further grouped under 9 Primary Planning Units (PPU's) at the highest level. Each of the TPU's is identified by a unique three-digit number. The first digit of a TPU number identifies the PPU code while the first and second digits together correspond to the SPU code. For the purpose of the 1991 Population Census, population by TPU refer to persons living on land only, i.e. persons enumerated on board marine vessels are excluded.
- (28) **Tertiary Sector:** This includes four major industries namely "Wholesale, retail and import/export trades, restaurants and hotels", "Transport, storage and communication", "Financing, insurance, real estate and business services" and "Community, social and personal services".
- (29) **Total Labour Force:** Please see Activity Status in (1).
- (30) **Transients:** They are the persons staying in hotels/boarding houses or on board ocean-going vessels/coasters in Hong Kong waters on the Census reference date of 15 March 1991. They must not be usual residents of Hong Kong.
- (31) **Type of Living Quarters:** Living quarters are classified according to the type of building in which the living quarters are located. The buildings are classified by the type of construction materials; the purpose for which they are built; and the sector responsible for their construction/management.

Permanent housing

Housing Authority rental blocks (Group A): These are Government Low Cost Housing Blocks under the management of the Hong Kong Housing Authority. Units in these blocks are self-contained. Converted Mark I to Mark III blocks are also grouped under this category.

Housing Authority rental blocks (Group B): These are buildings formerly managed by the Resettlement Department but put under the management of the Hong Kong Housing Authority since 1973. They can be further divided into Mark I to Mark VI estates. Units in Mark I to Mark III estates are not self-contained.

Housing Society rental blocks: These are rental blocks built and managed by the Hong Kong Housing Society.

Housing Authority home ownership estates: These are estates built under the Home Ownership Scheme or the Private Sector Participation Scheme of the Hong Kong Housing Authority.

Private housing blocks: These include tenements, apartments and all multi-storey blocks of private flats built mainly for residential purpose. Urban Improvement Scheme blocks of the Hong Kong Housing Society are also classified under this category. Private housing blocks are dichotomized as follows according to the availability of internal facilities:

Self-contained: Living quarters with internal piped water supply and a flush toilet system.

Non self-contained: Living quarters without internal piped water supply and a flush toilet system.

Villas/Bungalows/Modern village houses: These are houses of one to three storeys built with full facilities like bathroom and internal piped water supply.

Simple stone structures: They are houses built of stones and/or other permanent materials usually of one storey high which are not equipped with facilities like internal piped water supply and a flush toilet system. Traditional village houses are also grouped under this category.

Institutions: These include hospitals, prisons, old people's homes, religious houses and British forces barracks.

Other permanent housing: This includes hotels, hostels, staff quarters buildings and other non-domestic buildings like offices, factories, clinics, etc.

Temporary housing

Roof-top structures: Structures built with non-permanent material on the roof-top of a permanent building.

Other temporary housing: This includes Hong Kong Housing Authority cottages and temporary huts, and such private temporary housing as contractor's matsheds, nissen huts, derelict boats, huts and places not intended for residential purpose (e.g. landings, staircases, corridors, etc.) but were occupied on the Census reference date.

- (32) **Usual Language/Dialect:** This refers to the usual language/dialect the enumerated resident used in daily communication at home. This is not applicable to persons aged under 5 or dumb persons.

(33) Vietnamese Migrants: These include Vietnamese refugees; Vietnamese migrants having been screened out and those pending determination of refugee status; ex-China Vietnamese illegal immigrants; Vietnamese migrants rescued by ocean-going vessels; and children born in Hong Kong to the above categories of Vietnamese migrants.

Conventions

The following symbols are used in the tables:

"—" signifies nil; and
"0.0" signifies less than 0.05 but not zero.

註釋

引言

一九九一年人口普查包括一項就全港人士進行的全面點算以及一個抽樣統計調查。全面點算蒐集有關人口的年齡和性別資料，而抽樣統計調查是從本港所有的住戶中選出一個七分之一的樣本，以蒐集有關人口的社會及經濟特徵等詳細資料。本報告內有關人口、住戶及屋宇單位的總數，是由全面點算所得，而有關它們的特徵的詳細資料，則經由抽樣統計調查估算所得。本處在匯總時，已就無法接觸的住戶及其居民作出估算。

報告結構

本冊報告只刊載有關香港島的規劃統計小區資料。

報告內容分為兩部份，「簡要統計」部份包括二十五項統計數字，顯示每一規劃統計小區的人口、教育、勞動人口及住戶的主要特徵。其中居民總數、實際點算居民人數、家庭住戶數目、人口按年齡組別分佈百分率及家庭住戶平均人數等七項統計數字乃來自全面點算，其餘的則經由抽樣統計調查獲得。

「基本統計表」部份載列每一規劃統計小區內人口的詳細資料。這些統計表分為「根據全面點算所得統計數字」及「根據抽樣統計調查所作估算」兩個組別，其中包括的資料有以下項目：

根據全面點算所得統計數字：

- 屋宇單位類型
- 家庭住戶人數
- 實際點算居民人數的年齡及性別

根據抽樣統計調查所作估算：

- 住戶結構
- 居處租住權
- 住戶每月收入
- 住戶每月租金
- 習用語言 / 方言
- 婚姻狀況
- 教育程度
- 經濟活動身份
- 職業
- 行業
- 每月主業收入

上述兩個統計表組別內所刊載的住戶及人口總數並不盡同，但差別不大。差別的出現與人口普查的設計有關。第一組內的總計乃由全面點算所得，而第二組內的估算總計則經由抽樣統計調查估算所得（有關估算方法的詳細解釋請參閱本頁註腳*）。在進行研究人口或住戶特徵的詳細資料時，第二組內的估算總計及其分項資料會較為合用。

報告範圍

本報告所刊載的數字，除「簡要統計」部份內的居民總數外，都是指陸上實際點算居民，下列各類人士並不包括在本報告內：

- (一) 在普查日（即一九九一年三月十五日）暫時離港的 151 833 名居民；
- (二) 35 823 名過境旅客；
- (三) 51 847 名越南船民，包括越南難民、已甄別為非難民及等待甄別的越南船民、從中國來港的越南非法入境者、由遠洋輪船援救的越南船民，及以上各類越南難民／船民在本港出生的兒童；及
- (四) 11 102 名居住在 2 179 艘船上的水上居民。

上述「簡要統計」部份內的居民總數是指全港居民（即所有通常居港人士，包括在普查日暫時離港的居民）。

本報告包括在普查日所有有人居住的屋宇單位。住戶數目是指家庭住戶，佔實際點算居民人數百分之九十八點六，其餘的人口居住在團體住戶內。

* 在進行估算時採用了「比率估計」方法，使由全面點算所得的數字與經由抽樣統計調查估算所得的一致。（讀者若有興趣進一步瞭解這方法，請參考一般有關抽樣統計調查的書籍）。普查資料的一般應用多以按區議會分區劃分的普查結果為根據，所以採用這方法時，區議會分區的總計用作參考總數，確保了從各區議會分區經由抽樣統計調查估算所得的總計與其分區點算所得的總計吻合。然而一些較區議會分區細小的地區，例如規劃統計小區，由於估算過程採用了區議會分區的放大倍數，其中由全面點算所得的總計未必與經由抽樣統計調查估算所得的總計相同。

當我們從抽樣統計調查估算按住戶結構劃分的住戶數目時，情況更為複雜。由於在估算過程中，所採用的放大倍數是以區議會分區的總計為基礎，並以屋宇單位類型而非住戶人數分組為依據，所以由全面點算所得的「一人住戶」數目與經由抽樣統計調查估算所得的「單人住戶」數目並不一定相同。

資料保密

在匯總人口普查結果時，本處以確保個別住戶及個人資料不外洩為首要任務。為了肯定個別人士、住戶或屋宇單位不會在統計表中辨認出來，所有不足 1 000 人的規劃統計小區，都會與鄰近的規劃統計小區合併後才公佈有關數字。本報告末部列出每一個被合併的規劃統計小區的實際點算居民人數以供參考。本報告並不包括在普查期間沒有人居住的規劃統計小區，這些規劃統計小區的編號均刊於「統計表一覽」的末部，方便查閱。

街段統計數字

街段是從規劃統計小區細分出來的街道段落。人口普查資料可按街段匯總，讀者如有需要，可與本處聯絡。按街段匯總的統計資料，只包括下列項目：

- 按屋宇單位類型劃分的屋宇單位數目
- 按家庭住戶數目劃分的屋宇單位數目
- 按屋宇單位類型劃分的住戶數目
- 按住戶人數劃分的住戶數目
- 按屋宇單位類型劃分的人口數目
- 按年齡及性別劃分的人口數目

中英對照

本報告內容除「基本統計表」外，均以中英文對照印行。本報告末附加「詞彙表」方便讀者以中英文相互對照「基本統計表」內的詞彙。

詞彙釋義（為方便中英文對照，以下次序乃按英文詞彙的次序編排）

- (1) 經濟活動身份：指某人的經濟活動身份。人口可劃分為兩大類：從事經濟活動人口（即勞動人口）及非從事經濟活動人口。

從事經濟活動人口：包括在職人士（即工作人口）及失業人士。

工作人口是指十五歲及以上做一些工作賺取工資／薪金的人，或在一九九一年人口普查進行統計之前七天內正在休假的人。工作人口可劃分為：

自營作業者：是指個人從事自己工作的人，沒有僱用他人，亦非受僱於人。

僱主：是指個人從事自己的工作及僱用一人或多人替其工作的人。

僱員：在本港／海外政府，私人公司或政府資助機構賺取工資／薪金工作的人。為賺取工資而工作的家務助理也包括在內。

無酬家庭從業員：與家人同住並從事作為家庭企業一部份的（非家務）工作，以換取食物和住所。

失業人士是指十五歲及以上而非經濟自給的人。這些人在一九九一年人口普查進行統計之前七天並無工作，但正在找尋工作並可立即上工。這並不包括那些在統計期間正在休假的人。

非從事經濟活動人口：指沒有一份工作及在人口普查進行統計之前七天內沒有工作的人，但不包括在這七天期內正在休假及失業的人。這類人口包括料理家務者、學生、經濟自給者、退休人士及其他非從事經濟活動人士。

料理家務者：照顧家庭而並無賺取報酬的人。

學生：在學校或其他教育院校攻讀全日制課程的人、自修或在各類訓練學校修讀非正式課程或修讀夜間課程，而在人口普查進行前七天並無工作者亦歸入此類別。（兼職學生歸入從事經濟活動人士，故並不包括在此類別內。）

經濟自給者：無須為生計而工作的人士。他們的生活費通常依靠收租、儲蓄、投資收益或匯款等。

退休人士：以前有工作但現時因年老而沒有繼續工作的人。

其他非從事經濟活動人士：包括從事無酬的教會工作者、因長期患病或傷殘而不能工作或找尋工作的人。

- (2) 年齡：指某人出生後所度過的完整年數。
- (3) 就學：指在學校或其他教育機構就讀全日課程。
- (4) 家庭住戶平均人數：即每個家庭住戶的平均人數。計算方法是將人口普查日的家庭住戶實際點算居民人數除以家庭住戶總數。
- (5) 家庭住戶：這是指一羣住在一起及分享生活所需的人士，他們之間不一定有親屬關係。自己單獨安排生活所需的個別人士亦當為一戶，即「單人住戶」。

- (6) 教育程度：某人在學校或其他教育機構所達到的最高教育水平，無論他是否已完成該項課程。計算教育程度時，只包括正式課程。正式課程最少為期一學年，入學有特定的學歷資格規定（香港公開進修學院所主辦的學位課程則例外），課程必須包括考試作評分用。教育程度分類如下：

未受教育：包括從未修讀過正式課程的人士。

幼稚園：包括所有幼稚園班級。

小學：包括所有小學的一年級至六年級。

初中：包括中文中學一至三年級或英文中學 / 中英文中學一至三年級。

高中：包括中文中學四至五年級或英文中學 / 中英文中學四至五年級，以及工業學院的工藝 / 學徒課程。

預科：包括中文中學六年級或英文中學 / 中英文中學六至七年級。

專上教育（非學位課程）：包括工業學院 / 理工學院的所有證書 / 文憑及高級文憑 / 增修證書課程、理工學院及其他專上學院的院士銜和其他非學位課程。教育學院、香港工商師範學院的證書 / 文憑課程及護士訓練課程亦包括在內。

專上教育（學位課程）：包括所有在香港及海外專上學院的學士學位課程及研究院課程。

- (7) 實際點算居民人數：於人口普查日（即一九九一年三月十五日）在港的居民人數，但不包括過境旅客、越南船民及暫時不在港的居民。
- (8) 由無核心家庭組成的住戶：包括「單人住戶」、「無核心家庭但有親屬關係人士住戶」及「無親屬關係人士住戶」。請參看第(11)項「住戶結構」釋義。
- (9) 由一個核心家庭組成的住戶：包括由「未擴展的單核心家庭」、「垂直擴展的單核心家庭」或「平向擴展的單核心家庭」所組成的住戶。請參看第(11)項「住戶結構」釋義。
- (10) 由多個核心家庭組成的住戶：由兩個或以上核心家庭組成的住戶，其成員可以有或沒有親屬關係。請參看第(11)項「住戶結構」釋義。

- (11) 住戶結構：住戶結構類別是根據人口普查日在住戶內各人與戶主關係以及他們之間的配偶、父母、子女等關係的資料而確定。住戶結構顯示家庭核心數目及家庭核心與其他有關住戶成員之間的關係。家庭核心是指一對無子女的夫婦、有一名或以上未婚子女的夫婦、或有一名或以上未婚子女的單親（父親或母親）。住戶結構類型如下：

單人住戶：在人口普查日只有一人的住戶。

未擴展的單核心家庭住戶：只有一個家庭核心而無其他親屬組成的住戶。

垂直擴展的單核心家庭住戶：由一個家庭核心及一名或以上不同代的親屬組成的住戶。這類住戶可包括或不包括其他屬同一代的親屬。

平向擴展的單核心家庭住戶：由一個家庭核心及一名或以上屬同一代的親屬組成的住戶。這個住戶中沒有其他屬於另一代的親屬。

多個核心家庭住戶：由兩個或以上家庭核心組成的住戶，其成員可以有或沒有親屬關係。

無核心家庭但有親屬關係人士住戶：由一羣有親屬關係但未能形成一個家庭核心的人士所組成的住戶。

無親屬關係人士住戶：由一羣無親屬關係人士組成的住戶。這類住戶可包括或不包括一些有親屬關係的成員，但此等成員未能形成一個家庭核心。

在「簡要統計」部份內，家庭住戶被分為三大類，分別為（甲）由無核心家庭組成的住戶、（乙）由一個核心家庭組成的住戶及（丙）由多個核心家庭組成的住戶。請依次序參看釋義的第（8）、（9）及（10）項。

在一九八一及一九九一年人口普查中，住戶結構類別是以在人口普查日所有在該住戶內人士的關係為依據。但在一九八六年中期人口統計中，住戶結構類別則是以通常在該住戶居住的各人士的關係為依據。

- (12) 住戶人數：在人口普查日該住戶的人數。

- (13) 行業：指在人口普查進行統計之前七天內某人所工作的機構所生產的主要貨品或服務類別。所使用類別是依照「香港標準行業分類法（一九九一）」的主要分類。表中所列行業包括的範圍如下：

製造業：包括棉及其他紗線紡織、棉及其他布料的梭織及針織、漂染、印染、整理、衣著用品製造、針織及其他紡織製成品、地氈、繩索、細繩、食品、飲品、煙草、鞋履、皮革製品、橡膠製品、塑膠製品、木製品、印刷品、紙品、金屬製品、機械、化學品、化學產品、玻璃及陶器。

建造業：包括樓宇建造、土木工程、敷設水管、敷設電線、安裝及維修冷氣系統。

批發、零售及出入口業、酒樓及酒店業：包括批發及零售業、進出口業、小販、非固定行業的經紀、其他商業代理人、酒樓、咖啡室、酒店及旅舍。

運輸、倉庫及通訊業：包括陸路運輸、海上運輸及空運業、運輸業的附帶服務、貨棧及倉庫、郵政及電訊業。

金融、保險、地產及商業服務業：包括金融、保險、地產；律師、會計師、核數師、建築師、測量師及廣告公司的辦事處；資料處理服務、商會及工會。

社區服務、社會服務及個人服務業：包括政府服務、軍人、教育服務、醫療、牙科及其他保健服務、衛生服務、福利機構、宗教團體、電影院及劇院、電台及電視台、圖書館及博物館、電器修理店、車輛維修店以及其他家庭及個人服務。

其他行業：包括「漁農業」、「礦業及採石業」、「電力、煤氣及水務業」等行業，及報稱的行業不能分類或描述不足。

在「簡要統計」部份內，發表了「第二產業」及「第三產業」各佔工作人口總數的百分率，這兩大類產業所包括的主要行業詳列於釋義的第(25)及(28)項。

- (14) 勞動人口參與率：從事經濟活動人口（勞動人口）數目與年齡在十五歲及以上人口數目的百分率。
- (15) 婚姻狀況：這是指被訪者在人口普查日所報稱的婚姻狀況，而有關的婚姻或離婚事件是否有經過任何合法註冊或儀式，普查訪問時並未有進行核查。
- (16) 住戶月入中位數：這是住戶每月收入的一種平均值，住戶總數有百分之五十的收入在這個數字之上，而其餘百分之五十的收入在這數字之下。
- (17) 工作人口每月主業收入中位數：這是每月主業收入的一種平均值，有百分之五十的工作人口（無酬家庭從業員除外）的收入高於這個數字，而其餘百分之五十的收入則低於這個數字。
- (18) 住戶每月收入：指在人口普查日在該住戶所有人士的總收入（包括一九九一年二月由所有工作獲得的現金收入及其他現金入息）。

- (19) 住戶每月租金：住戶在一九九一年三月為其居所所付的租金金額，包括該月的差餉，但不包括水費、電費及管理費。二房東的租金，為減去分租給三房客所獲租金之後的淨額。租金金額是零的住戶包括居住在自置單位的住戶、無論是否得到許可，住在親友家中而免交租金的住戶、由僱主免費提供住所的住戶及二房東向三房客所收的租金總值超過或相等於大租。
- (20) 每月主業收入：對僱主或自營作業者而言，這是指他們在扣除經營主要業務的開支後賺取的金額。至於僱員的主業收入，則是他們從主要工作所獲得的全部收入，包括薪金或工資、花紅、佣金、逾時工作補薪、房屋津貼、小賬以及其他現金津貼。新年花紅/雙糧則不包括在內。所記錄金額是指一九九一年二月的收入。
- (21) 二十歲及以上的非就學人口：指年齡二十歲及以上而並非在學就讀全日課程的實際點算居民。
- (22) 職業：這是指在人口普查進行統計之前七天內某人所做的工作種類。分類方法基本上是按照「國際標準職業分類法(一九八八)」的主要組別進行，並略為編改以適應香港的情況。

經理及行政級人員：包括政府的行政人員、專員及署/處長、領事、議員、工商界、出入口貿易、批發和零售業、飲食及旅店業、運輸、電力、煤氣及水務業和其他服務及漁農業中的董事、執行總監、總裁、總經理、專職經理、分行經理及小型機構經理。

專業人員：包括合資格的專業科學家、醫生、牙醫及其他醫療專業人員、建築師、測量師及工程師、大學、理工學院及專上學院的校長、院長、教員及行政人員、中學校長及教師、統計師、數學家、電腦系統分析員及程序編寫員、律師及法官、會計師、商業顧問及分析員、社會工作者、翻譯者及傳譯員、新聞編輯、新聞記者及作家、圖書館管理員及宗教活動專業人員。

輔助專業人員：包括科學技術員、護士及助產士、牙科助理及其其他保健輔助專業人員、建築、測量及工程技術員、光學及電子儀器控制員、船隻領航員及空中交通指揮員、小學及學前教育學校的校長及教師、統計助理、電腦操作員、法律文員、會計督導員、公共關係主任、營業代表、設計師、屋邨經理、社會工作助理、警隊及其他紀律部隊的警司、督察及主任、藝人及運動員。

文員：包括速記員、秘書及打字員、簿記、金融、船務、存案及人事部文員、出納員及銀行櫃員、接待員及查詢文員。

服務工作人員：包括空中小姐及導遊、管家、廚師及侍應生、褸姆、理髮師及美容師、警隊及其他紀律部隊的員佐級人員、運輸指導員及其他服務工作人員。

商店銷售人員：包括批發及零售商店推銷員、店員及時裝模特兒。

漁農業熟練工人：包括農夫、畜牧業工人及漁夫。

工藝及有關人員：包括礦工及採石工人、砌磚工人、木匠及其他建造業工人、金屬模工、鐵匠、機械、電器及電子儀器技工、珠寶工人及手錶製造工人、製陶工人、排字工人、麵包師傅、食品及飲品處理工人、油漆工人、紡織、成衣、皮革、橡膠和塑膠行業的工人及其他工藝工人。

機台及機器操作員及裝配員：包括鑽井工人及鐘床操作員、礦熔爐操作員、磚及磁磚燒窯工人、鋸木廠鋸工、造紙工人、化學處理機台操作員、發電廠及鍋爐操作員、石棉水泥產品製造工人、金屬磨光工人及電鍍工人、牛奶製品及其他食品處理機器操作員、印刷機操作員、生產紡織、橡膠及塑膠製品的機器操作員、裝配員、司機、海員及其他工廠及機器操作員。

非技術工人：包括小販、家務助理及清潔工人、信差、私人護衛員、看更、貨運工人、電梯操作員、建造業雜工、包裝工人、漁農業雜工。

軍人及不能分類的職業：包括軍隊成員及報稱的職業不能分類或描述不足。

- (23) 有人居住的屋宇單位：這包括(甲)住宅單位，不論有沒有人居住及(乙)通常有人留宿，或在人口普查日有人居住的非住宅單位。本報告內的屋宇單位數字只包括在人口普查日有人居住的屋宇單位，不論該等單位的用途為何。
- (24) 居民人口：這是指通常居住在香港的居民，在一九九一年三月十五日人口普查日暫時不在港的居民亦包括在內。
- (25) 第二產業：包括「製造業」、「電力、煤氣及水務業」和「建造業」等三個行業。
- (26) 居處租住權：這是指居處是由住戶自置或租用，或是由僱主提供等。

自置：住戶擁有其居住的屋宇單位。

全租：住戶向不在該屋宇單位居住的人士租住整個屋宇單位，但不與其他住戶同住或分租。

合租：兩個或以上的住戶，每戶分別向不在該屋宇單位居住的人士租住屋宇單位的部份地方。

二房東：住戶向不在該屋宇單位居住的人士租住整個屋宇單位，及再將屋宇單位的部份地方分租予其他住戶。

三房客：住戶向居住在同一屋宇單位內的人士租住該屋宇單位的部份地方。

免租：住戶在已獲得或未獲得業主同意情況下免費居住在一屋宇單位，但不包括由僱主提供屋宇單位的住戶。

由僱主供給：住戶居住在由其成員之一的僱主所供給的屋宇單位，包括以象徵式租金向僱主租住屋宇單位的住戶。假如住戶使用由僱主提供的房屋津貼租住屋宇單位，則租住權不屬於「由僱主供給」類。

- (27) 規劃統計小區：全港共分為 274 個規劃統計小區，方便進行城市規劃，這些規劃統計小區分別隸屬於 51 個規劃統計次區，而這些次區又分別隸屬於 9 個規劃統計總區。每個規劃統計小區均以獨有的 3 位數字代表，首位數字代表所屬規劃統計總區的編號，而首兩位數字則代表所屬規劃統計次區的編號。一九九一年人口普查中，按各規劃統計小區分佈的人口數字僅指陸上居民，並不包括水上居民。
- (28) 第三產業：包括「批發、零售及出入口業、酒樓及酒店業」、「運輸、倉庫及通訊業」、「金融、保險、地產及商業服務業」和「社區服務、社會服務及個人服務業」等四個行業。
- (29) 總勞動人口：請參看第(1)項「經濟活動身份」釋義。
- (30) 過境旅客：在一九九一年三月十五日人口普查日住在酒店或賓館，或在香港水域的遠洋輪船/沿岸航行船隻上的人士。這些人士必須不是在香港長期居住的。
- (31) 屋宇單位類型：屋宇單位按照其所屬的建築物的類型而分類。這些建築物按照其建築材料種類、其用途及負責建築/管理的機構分類。

永久性房屋

房屋委員會甲類租住大廈：這些是由香港房屋委員會管理的政府廉租屋邨。這些大廈單位均有獨立設備。改建的第一型至第三型大廈亦屬此類別。

房屋委員會乙類租住大廈：這些建築物原本由徙置事務處管理，自一九七三年起改由香港房屋委員會管理。這些建築物可再劃分為第一型至第六型屋邨。第一型至第三型屋邨的屋宇單位並無獨立設備。

房屋協會租住大廈：這些租住大廈由香港房屋協會建築及管理。

房屋委員會居者有其屋計劃房屋：這些屋邨由香港房屋委員會的居者有其屋計劃及私人機構參與計劃安排建造。

私人住宅樓宇：包括唐樓、洋樓及主要作住宅用途的多層私人大廈。香港房屋協會的市區改善計劃房屋亦被列入此類別。按其屋內設備可再劃分為下列兩種類別：

有獨立設備的屋宇單位：擁有屋內食水供應及沖廁設備的屋宇單位。

無獨立設備的屋宇單位：屋內無食水供應及沖廁設備的屋宇單位。

別墅／平房／新型村屋：這些為一至三層高的房屋，屋內有浴室和食水供應等完善設備。

簡單磚石蓋搭建築物：這些房屋是用磚石及／或其他堅固材料建造，通常一層高而屋內並無食水供應及沖廁設備。傳統村屋亦屬此類別。

公共機構／社團院舍：包括醫院、監獄、老人院、宗教場所及英軍軍營。

其他永久性房屋：包括酒店、旅館、員工宿舍大廈及其他非住宅建築物，例如辦公室、工廠、診所等。

臨時房屋

天台建築物：在永久性房屋天台上，採用臨時性材料蓋搭的建築物。

其他臨時房屋：包括香港房屋委員會屬下平房和臨時木屋、建築地盤的棚屋、半圓形活動營房、荒廢船艇、木屋及非作住宅用途（例如梯台、樓梯、走廊等）但在人口普查日有人居住的地方。


- (32) 習用語言／方言：指某人在家裡與家人交談通常使用的語言／方言，但不適用於年齡在五歲以下兒童或失語人士。
- (33) 越南船民：包括越南難民、已甄別為非難民及等待甄別的越南船民、從中國來港的越南非法入境者、由遠洋輪船援救的越南船民，及以上各類越南難民／船民在本港出生的兒童。

代表符號

統計表中使用了下列符號：

“—” 代表零；及

“0.0” 代表少於0.05但並非零



SUMMARY STATISTICS

簡要統計

Summary Statistics of TPU's on Hong Kong Island

Topics	ALL LAND AREAS 陸上全區	HONG KONG ISLAND 香港島	TERTIARY PLANNING UNIT (TPU)		
			1.1.1	1.1.2	1.1.3
DEMOGRAPHIC CHARACTERISTICS					
Number of residents	5 656 494	1 250 993	59 410	63 097	26 599
Number of enumerated residents	5 511 179	1 214 253	58 111	61 378	25 801
Percentage of persons					
Under age 5	6.1	5.6	5.6	5.4	5.0
Aged 5-14	14.7	12.8	12.0	13.2	11.2
Aged 60 and over	13.0	14.1	15.0	14.4	17.3
Percentage of persons aged 25-34 never married					
Male	49.5	51.8	50.0	49.2	50.4
Female	32.6	37.7	33.5	33.0	42.2
Percentage of population born in Hong Kong					
	59.7	58.0	60.3	55.9	49.8
EDUCATION					
Percentage of persons aged 6-18 attending school	91.1	92.0	93.2	91.1	92.9
Percentage of non-student population aged 20 and over having tertiary education	10.7	18.0	10.9	13.3	13.9
LABOUR FORCE CHARACTERISTICS					
Total labour force	2 804 029	654 792	31 390	33 076	14 406
Labour force participation rate (%)					
Male	78.7	79.1	80.1	79.4	80.0
Female	49.5	53.5	52.2	52.0	54.2
Both sexes	64.3	66.1	66.2	66.2	68.1
Percentage of working population who were managers, administrators, professionals and associate professionals	23.2	33.9	25.8	29.8	31.1
Percentage of working population in					
Secondary sector	36.0	23.6	20.2	20.0	21.4
Tertiary sector	62.8	75.3	78.8	79.2	78.5
Median monthly income (from main employment) of working population (HK\$)	5,171	6,098	5,884	6,056	5,516
HOUSEHOLD CHARACTERISTICS					
Number of domestic households	1 580 072	357 129	17 931	19 279	8 466
Average domestic household size (persons per household)	3.4	3.3	3.2	3.2	2.9
Percentage of households composed of					
No nuclear family	21.1	22.1	22.1	25.1	36.3
One nuclear family	74.2	72.6	74.1	70.4	59.6
Two or more nuclear families	4.7	5.3	3.8	4.5	4.1
Percentage of households occupying living quarters they owned	42.6	53.6	56.9	67.8	52.8
Median monthly household income (HK\$)	9,967	13,173	10,859	10,698	9,959

有關香港島各規劃統計小區的簡要統計

規劃統計小區					統計項目
1.1.4	1.1.5	1.1.6	1.2.1, 1.2.3, 1.2.4	1.2.2	
					人口特徵
13 539	3 783	15 991	2 128	11 123	居民總數
13 226	3 632	15 584	1 983	10 873	實際點算居民人數
					人口按下列年齡組別分佈百分率
4.3	5.1	5.4	3.2	4.6	五歲以下
11.6	13.1	14.0	9.5	10.8	五歲至十四歲
19.2	14.6	13.9	12.2	16.9	六十歲及以上
					二十五歲至三十四歲人士 從未結婚的百分率
62.8	48.6	47.6	60.2	61.2	男性
49.2	25.8	32.3	52.8	45.2	女性
54.4	38.1	50.3	24.1	53.6	本港出生人口百分率
					教育
94.8	84.3	89.8	97.2	94.7	六歲至十八歲人士就學百分率
11.4	14.8	9.5	45.0	14.7	二十歲及以上非就學人士具 專上教育程度百分率
					勞動人口特徵
7 663	1 847	8 060	1 158	6 274	總勞動人口
					勞動人口參與率 (%)
81.5	74.4	77.4	94.4	74.7	男性
55.0	49.6	49.8	60.9	53.0	女性
69.0	63.6	63.5	79.2	64.4	合計
28.9	29.2	22.7	47.0	32.4	工作人口的經理、行政級、 專業及輔助專業人員百分率
					工作人口按下列產業分佈百分率
23.1	19.2	21.8	12.9	20.0	第二產業
75.8	75.5	76.5	87.1	79.5	第三產業
5,186	5,024	5,278	12,344	6,136	工作人口每月主業收入中位數 (港元)
					住戶特徵
4 486	1 116	4 565	840	3 503	家庭住戶數目
2.9	3.2	3.4	2.0	2.9	家庭住戶平均人數 (每戶人數)
					住戶按下列結構組成百分率
39.3	31.7	21.1	58.0	36.1	無核心家庭
57.0	63.0	73.8	42.0	60.4	一個核心家庭
3.7	5.3	5.1	-	3.5	多個核心家庭
47.4	61.1	70.0	5.5	47.4	住戶居於自置居所百分率
9,452	11,681	10,180	23,892	12,080	住戶月入中位數 (港元)

Topics	TERTIARY PLANNING UNIT (TPU)					
	1.3.1	1.3.2	1.3.3	1.3.4, 1.3.5	1.4.0	1.4.1
DEMOGRAPHIC CHARACTERISTICS						
Number of residents	42 016	25 639	17 724	1 784	6 975	17 578
Number of enumerated residents	40 954	24 929	17 200	1 664	6 661	16 855
Percentage of persons						
Under age 5	4.6	4.0	4.3	3.9	7.4	5.9
Aged 5-14	10.5	10.7	9.6	5.2	12.8	12.1
Aged 60 and over	18.1	18.9	17.3	6.6	11.0	12.2
Percentage of persons aged 25-34 never married						
Male	54.5	67.7	59.9	46.0	39.1	51.1
Female	38.1	43.4	43.1	29.1	41.7	45.7
Percentage of population born in Hong Kong						
	56.3	55.2	51.8	26.8	43.7	56.4
EDUCATION						
Percentage of persons aged 6-18 attending school	92.5	90.7	88.2	88.0	99.1	98.7
Percentage of non-student population aged 20 and over having tertiary education	14.1	12.8	12.9	66.3	46.6	41.5
LABOUR FORCE CHARACTERISTICS						
Total labour force	22 913	14 060	9 691	1 280	3 485	9 712
Labour force participation rate (%)						
Male	81.4	79.6	79.2	93.8	79.3	77.5
Female	54.5	53.1	53.5	69.4	61.5	59.4
Both sexes	68.4	66.5	66.8	85.5	69.0	67.3
Percentage of working population who were managers, administrators, professionals and associate professionals	30.4	29.4	29.1	75.9	64.2	60.0
Percentage of working population in						
Secondary sector	23.3	19.1	19.5	10.2	8.4	10.9
Tertiary sector	75.7	78.1	79.4	85.2	91.4	88.4
Median monthly income (from main employment) of working population (HK\$)	6,089	5,518	5,591	10,403	16,956	10,595
HOUSEHOLD CHARACTERISTICS						
Number of domestic households	14 680	7 938	6 040	736	2 038	5 292
Average domestic household size (persons per household)	2.8	3.1	2.8	1.9	3.2	3.2
Percentage of households composed of						
No nuclear family	36.2	31.8	36.6	70.9	29.5	34.3
One nuclear family	60.0	64.6	59.8	28.3	66.0	61.2
Two or more nuclear families	3.8	3.6	3.6	0.8	4.5	4.5
Percentage of households occupying living quarters they owned	51.5	53.6	43.6	20.5	60.2	57.9
Median monthly household income (HK\$)	10,724	10,245	10,632	19,250	40,233	30,174

規劃統計小區							統計項目
1.4.2	1.4.3	1.4.4	1.4.5	1.4.6, 1.4.7	1.4.8	1.4.9	
							人口特徵
23 908	8 908	32 442	11 030	25 510	13 795	8 605	居民總數
22 843	8 369	31 069	10 590	24 651	13 535	8 103	實際點算居民人數
							人口按下列年齡組別分佈百分率
5.7	6.0	5.7	5.6	3.8	2.6	6.7	五歲以下
11.0	11.9	11.6	11.0	9.8	8.7	15.1	五歲至十四歲
13.5	12.4	16.1	17.3	19.4	17.0	10.6	六十歲及以上
							二十五歲至三十四歲人士 從未結婚的百分率
53.3	43.8	52.1	50.8	59.4	80.8	41.7	男性
41.6	51.6	45.7	41.6	45.3	65.6	48.5	女性
53.0	29.1	49.4	52.1	49.2	64.1	41.1	本港出生人口百分率
							教育
96.9	97.8	95.8	95.8	94.7	91.3	98.2	六歲至十八歲人士就學百分率
42.1	50.1	34.5	28.6	20.0	12.4	51.8	二十歲及以上非就學人士具 專上教育程度百分率
							勞動人口特徵
13 328	5 264	17 579	5 583	13 628	7 298	4 592	總勞動人口
							勞動人口參與率 (%)
83.1	87.4	80.0	76.2	75.0	76.9	86.8	男性
60.4	69.9	55.9	54.6	48.6	46.6	55.9	女性
69.9	76.5	66.7	64.2	61.6	61.4	68.0	合計
61.7	56.8	57.2	47.9	39.7	27.0	64.0	工作人口的經理、行政級、 專業及輔助專業人員百分率
							工作人口按下列產業分佈百分率
12.9	11.7	11.8	17.7	15.3	19.8	11.2	第二產業
86.4	87.1	87.6	82.1	83.8	79.8	88.4	第三產業
10,897	10,011	10,322	6,831	6,263	5,581	16,882	工作人口每月主業收入中位數 (港元)
							住戶特徵
7 345	2 482	9 915	3 178	8 102	3 710	2 218	家庭住戶數目
3.0	3.3	3.0	3.2	3.0	3.6	3.6	家庭住戶平均人數 (每戶人數)
							住戶按下列結構組成百分率
28.7	29.1	30.3	26.6	31.6	11.7	16.7	無核心家庭
68.0	67.5	64.0	70.1	62.8	84.4	79.0	一個核心家庭
3.3	3.4	5.7	3.3	5.6	3.9	4.3	多個核心家庭
62.5	39.8	57.9	62.9	60.0	21.0	50.9	住戶居於自置居所百分率
30,800	65,754	26,844	19,533	12,546	12,974	51,078	住戶月入中位數 (港元)

Topics	TERTIARY PLANNING UNIT (TPU)					
	1.5.1	1.5.2	1.5.3	1.5.4	1.5.5	1.5.6
DEMOGRAPHIC CHARACTERISTICS						
Number of residents	56 540	18 040	93 843	15 836	27 387	57 732
Number of enumerated residents	54 390	17 169	90 450	15 342	26 577	56 138
Percentage of persons						
Under age 5	4.9	7.0	4.7	4.6	5.1	6.9
Aged 5–14	12.9	14.6	12.4	11.8	11.7	13.0
Aged 60 and over	13.9	11.7	14.8	17.4	13.2	10.4
Percentage of persons aged 25–34 never married						
Male	48.3	48.9	51.2	57.7	45.8	40.5
Female	37.0	46.7	39.5	42.8	34.5	28.0
Percentage of population born in Hong Kong	47.9	51.5	46.5	61.4	50.1	60.9
EDUCATION						
Percentage of persons aged 6–18 attending school	95.3	96.0	91.5	90.8	90.3	94.5
Percentage of non-student population aged 20 and over having tertiary education	24.8	39.8	20.4	14.6	14.8	22.8
LABOUR FORCE CHARACTERISTICS						
Total labour force	28 209	9 228	48 344	7 685	14 567	31 434
Labour force participation rate (%)						
Male	78.6	84.9	79.4	76.7	80.7	83.9
Female	52.8	60.4	53.7	49.0	56.6	58.1
Both sexes	64.9	70.8	66.0	62.6	68.6	70.3
Percentage of working population who were managers, administrators, professionals and associate professionals	45.1	59.7	37.0	28.4	31.5	44.5
Percentage of working population in						
Secondary sector	23.9	16.2	29.1	22.6	34.5	23.9
Tertiary sector	75.7	83.1	70.6	77.2	65.0	75.9
Median monthly income (from main employment) of working population (HK\$)	7,044	10,745	6,135	6,119	5,535	7,923
HOUSEHOLD CHARACTERISTICS						
Number of domestic households	16 497	4 777	27 212	4 340	8 068	16 650
Average domestic household size (persons per household)	3.3	3.6	3.3	3.5	3.3	3.4
Percentage of households composed of						
No nuclear family	20.5	18.6	20.7	16.8	19.7	14.5
One nuclear family	73.9	76.0	73.3	76.9	72.9	79.8
Two or more nuclear families	5.6	5.4	6.0	6.3	7.4	5.7
Percentage of households occupying living quarters they owned	71.2	76.3	62.4	27.6	74.3	86.0
Median monthly household income (HK\$)	16,894	34,765	12,907	12,690	12,428	17,803

規劃統計小區					統計項目
1.5.7	1.6.1	1.6.2	1.6.3	1.6.4, 1.6.5, 1.6.6	
人口特徵					
55 633	69 178	21 087	52 808	80 551	居民總數
53 613	67 801	20 577	51 588	78 854	實際點算居民人數
人口按下列年齡組別分佈百分率					
6.9	5.8	8.7	6.9	5.1	五歲以下
14.7	12.1	13.3	14.2	13.9	五歲至十四歲
11.5	15.0	7.3	11.6	17.0	六十歲及以上
二十五歲至三十四歲人士 從未結婚的百分率					
42.9	52.1	29.0	46.6	60.7	男性
34.1	35.4	21.7	29.0	40.6	女性
60.9	62.3	73.6	65.3	65.8	本港出生人口百分率
教育					
97.5	91.8	94.8	91.7	89.2	六歲至十八歲人士就學百分率
30.0	9.7	27.4	8.0	4.1	二十歲及以上非就學人士具 專上教育程度百分率
勞動人口特徵					
28 406	36 339	12 217	28 501	41 627	總勞動人口
勞動人口參與率 (%)					
80.2	79.5	87.2	81.4	77.3	男性
55.1	48.9	63.6	54.8	46.8	女性
66.4	64.3	74.9	68.3	62.8	合計
56.6	22.8	55.4	20.8	11.6	工作人口的經理、行政級、 專業及輔助專業人員百分率
工作人口按下列產業分佈百分率					
21.3	30.5	19.4	33.9	37.5	第二產業
78.3	67.2	80.4	65.5	61.5	第三產業
10,373	5,528	10,646	5,503	4,745	工作人口每月主業收入中位數 (港元)
住戶特徵					
15 662	20 040	6 197	14 027	21 993	家庭住戶數目
3.4	3.4	3.3	3.7	3.6	家庭住戶平均人數 (每戶人數)
住戶按下列結構組成百分率					
12.5	21.2	12.9	15.7	20.7	無核心家庭
81.5	73.4	82.5	76.6	72.8	一個核心家庭
6.0	5.4	4.6	7.7	6.5	多個核心家庭
85.8	60.3	82.4	49.7	17.1	住戶居於自置居所百分率
24,063	10,689	23,904	10,736	8,736	住戶月入中位數 (港元)

Topics	TERTIARY PLANNING UNIT (TPU)					1.8.1,
	1.7.1	1.7.2	1.7.3	1.7.4	1.7.5	1.8.2
DEMOGRAPHIC CHARACTERISTICS						
Number of residents	17 633	63 158	53 798	64 863	25 310	4 866
Number of enumerated residents	16 972	61 678	52 683	63 846	24 931	4 526
Percentage of persons						
Under age 5	7.4	4.2	5.9	6.9	3.6	6.5
Aged 5-14	14.1	11.6	13.6	18.9	10.1	12.1
Aged 60 and over	13.1	13.5	15.4	9.2	17.5	7.4
Percentage of persons aged 25-34 never married						
Male	35.3	66.4	54.6	46.6	71.0	35.3
Female	42.3	49.7	38.8	23.3	57.3	45.9
Percentage of population born in Hong Kong	46.2	69.0	69.2	76.3	74.1	20.9
EDUCATION						
Percentage of persons aged 6-18 attending school	97.6	88.8	88.2	91.0	81.3	100.0
Percentage of non-student population aged 20 and over having tertiary education	39.6	14.2	7.3	4.5	5.4	54.3
LABOUR FORCE CHARACTERISTICS						
Total labour force	8 898	33 653	27 777	31 369	13 558	2 543
Labour force participation rate (%)						
Male	76.6	76.5	77.4	80.9	72.6	89.8
Female	60.1	53.7	49.8	48.2	52.4	64.9
Both sexes	67.0	65.1	63.7	64.8	63.0	74.6
Percentage of working population who were managers, administrators, professionals and associate professionals	55.0	29.4	20.5	13.1	14.3	52.1
Percentage of working population in						
Secondary sector	12.7	19.3	26.4	31.0	28.6	6.8
Tertiary sector	86.3	79.5	71.1	65.3	70.0	93.2
Median monthly income (from main employment) of working population (HK\$)	8,872	5,554	5,195	5,089	4,751	10,875
HOUSEHOLD CHARACTERISTICS						
Number of domestic households	4 233	15 944	14 764	15 788	6 001	1 340
Average domestic household size (persons per household)	3.5	3.9	3.5	4.0	3.9	3.3
Percentage of households composed of						
No nuclear family	18.5	11.7	20.1	8.8	18.2	26.9
One nuclear family	76.0	82.2	73.8	85.5	75.3	70.5
Two or more nuclear families	5.5	6.1	6.1	5.7	6.5	2.6
Percentage of households occupying living quarters they owned	47.8	31.7	42.8	23.6	4.3	17.9
Median monthly household income (HK\$)	41,008	14,811	10,542	9,947	10,432	69,870

規劃統計小區							統計項目
1.8.3, 1.8.4	1.9.0, 1.9.4, 1.9.6	1.9.1, 1.9.9	1.9.2	1.9.3, 1.9.5	1.9.7	1.9.8	
							人口特徵
4 965	5 351	5 433	8 236	13 330	2 568	1 263	居民總數
4 657	4 957	5 097	7 655	13 008	2 523	1 210	實際點算居民人數
							人口按下列年齡組別分佈百分率
5.9	9.0	9.0	8.1	6.1	5.6	13.0	五歲以下
11.1	14.8	17.4	14.9	15.0	8.7	14.6	五歲至十四歲
13.8	5.3	7.5	6.5	7.7	13.2	0.3	六十歲及以上
							二十五歲至三十四歲人士 從未結婚的百分率
52.9	28.2	25.2	16.9	53.0	45.4	15.8	男性
57.1	27.3	41.6	34.4	32.9	42.7	16.1	女性
25.3	18.0	42.7	20.0	54.1	70.7	3.9	本港出生人口百分率
							教育
95.4	96.8	92.3	99.3	96.7	31.3	63.6	六歲至十八歲人士就學百分率
45.6	53.7	36.7	53.7	14.5	6.4	0.9	二十歲及以上非就學人士具 專上教育程度百分率
							勞動人口特徵
2 796	2 325	2 623	4 436	4 276	1 014	680	總勞動人口
							勞動人口參與率 (%)
87.3	86.6	87.4	89.7	43.0	61.7	98.4	男性
61.9	52.2	62.0	68.8	54.3	35.4	43.8	女性
71.3	67.0	72.3	76.4	47.1	49.5	73.9	合計
49.1	59.6	34.1	57.2	31.5	19.9	4.4	工作人口的經理、行政級、 專業及輔助專業人員百分率
							工作人口按下列產業分佈百分率
9.6	17.0	17.0	13.4	15.4	17.0	-	第二產業
89.9	82.4	80.3	86.3	82.8	81.5	100.0	第三產業
4,391	10,776	5,057	15,383	5,600	5,574	10,214	工作人口每月主業收入中位數 (港元)
							住戶特徵
1 192	1 460	1 388	2 156	2 623	594	323	家庭住戶數目
3.8	3.4	3.7	3.5	3.5	3.4	3.2	家庭住戶平均人數 (每戶人數)
							住戶按下列結構組成百分率
22.1	21.7	20.0	22.0	26.9	27.9	20.4	無核心家庭
74.0	74.8	77.3	75.7	67.4	70.7	77.7	一個核心家庭
3.9	3.5	2.7	2.3	5.7	1.4	1.9	多個核心家庭
49.8	20.2	47.9	23.1	52.0	83.8	-	住戶居於自置居所百分率
58,984	65,722	16,382	68,222	14,406	8,857	15,507	住戶月入中位數 (港元)

BASIC TABLES

基本統計表

ALL LAND AREAS

<<< STATISTICS BASED ON COMPLETE ENUMERATION >>>

OCCUPIED LIVING QUARTERS TOTAL: 1 507 997		DOMESTIC HOUSEHOLDS TOTAL: 1 580 072	
TYPE OF LIVING QUARTERS		HOUSEHOLD SIZE	
Permanent housing		One	225 739
Housing Authority rental blocks		Two	290 308
Group A	450 226	Three	307 306
Group B	96 219	Four	359 609
Housing Society rental blocks	28 446	Five	225 652
		Six and over	171 458
Housing Authority home ownership estates	115 718	ENUMERATED RESIDENTS TOTAL: 5 511 179	
Private housing blocks		-AGE	Male Female
Self-contained	627 552	0 - 4	175 939 161 568
Non self-contained	678	5 - 9	208 700 193 406
Villas / Bungalows / Modern village houses	49 969	10 - 14	212 735 196 382
Simple stone structures	31 106	15 - 19	212 777 195 823
Institutions	13 307	20 - 24	215 584 213 526
Other permanent housing	30 915	25 - 29	282 672 293 730
Temporary housing		30 - 34	302 618 297 135
Roof-top structures	3 086	35 - 39	250 833 239 629
Other temporary housing	60 775	40 - 44	210 403 188 550
		45 - 49	130 740 107 797
		50 - 54	135 190 113 004
		55 - 59	135 520 120 709
		60 - 64	120 073 114 479
		65 - 69	89 442 95 482
		70 - 74	61 841 72 973
		75 and over	60 375 101 544
		Total	2 805 442 2 705 737

<<< ESTIMATES BASED ON SAMPLE ENQUIRY >>>

DOMESTIC HOUSEHOLDS		ESTIMATED TOTAL: 1 580 072	
HOUSEHOLD COMPOSITION		TENURE OF ACCOMMODATION	
One person	233 732	Owner-occupier	673 067
One unextended nuclear family	974 357	Sole tenant	719 954
One vertically extended nuclear family	169 358	Co-tenant	63 683
One horizontally extended nuclear family	28 707	Main tenant	12 209
Two or more nuclear families	74 801	Sub-tenant	41 505
Related persons forming no nuclear family	67 681	Rent free	16 969
Unrelated persons	31 436	Provided by employer	52 685
MONTHLY HOUSEHOLD INCOME (HK\$)		MONTHLY HOUSEHOLD RENT (HK\$)	
Under 2,000	75 355	Zero rent	717 643
2,000 - 3,999	115 001	Under 200	42 492
4,000 - 5,999	202 163	200 - 399	112 681
6,000 - 7,999	218 126	400 - 599	162 525
8,000 - 9,999	181 659	600 - 799	199 746
10,000 - 14,999	314 009	800 - 999	136 208
15,000 - 19,999	176 244	1,000 - 1,999	104 343
20,000 - 29,999	156 314	2,000 - 2,999	33 014
30,000 - 39,999	60 051	3,000 - 4,999	34 835
40,000 - 49,999	28 332	5,000 - 9,999	21 485
50,000 and over	52 818	10,000 and over	15 100

<<< ESTIMATES BASED ON SAMPLE ENQUIRY >>>

ENUMERATED RESIDENTS

ESTIMATED TOTAL: 5 511 179

USUAL LANGUAGE / DIALECT

Cantonese	4 574 400
English	114 084
Putonghua	57 432
Chiu Chau	72 482
Hakka	84 095
Fukien (including Taiwanese)	99 034
Sze Yap	22 366
Shanghaiense	34 078
Other Chinese dialects	51 646
Filipino	5 939
Japanese	8 895
Other languages	34 397
N.A. (Persons under age 5 or dumb)	352 331

OCCUPATION

Managers and administrators	249 229
Professionals and associate professionals	379 231
Clerks	431 608
Service workers and shop sales workers	359 137
Skilled agricultural and fishery workers	15 732
Craft and related workers	397 859
Plant and machine operators and assemblers	365 519
Elementary occupations	502 369
Armed forces and occupations not classifiable	7 526
N.A. (Persons unemployed or economically inactive)	2 802 969

MARITAL STATUS

	<i>Male</i>	<i>Female</i>
Never married	805 615	625 826
Married	1 330 062	1 288 634
Widowed	48 529	210 309
Divorced / Separated	23 862	29 612
N.A. (Persons under age 15)	597 374	551 356
Total	2 805 442	2 705 737

INDUSTRY

Manufacturing	767 941
Construction	187 784
Wholesale, retail and import / export trades, restaurants and hotels	611 182
Transport, storage and communication	264 623
Financing, insurance, real estate and business services	287 155
Community, social and personal services	539 081
Other industries	50 444
N.A. (Persons unemployed or economically inactive)	2 802 969

EDUCATIONAL ATTAINMENT

	<i>Under age 15</i>	<i>Age 15 and over</i>
No schooling / Kindergarten	426 970	553 095
Primary	520 871	1 097 960
Lower secondary	199 432	836 925
Upper secondary	1 457	1 169 045
Matriculation	-	214 545
Tertiary		
Non-degree courses	-	234 901
Degree courses	-	255 978
Total	1 148 730	4 362 449

ACTIVITY STATUS

Economically active	
Self-employed	143 719
Employers	152 383
Employees	2 380 733
Unpaid family workers	31 375
Unemployed persons	95 819
Economically inactive	
Home-makers	631 308
Students	1 275 571
Of independent means	9 680
Retired persons	472 891
Other economically inactive	317 700

MONTHLY INCOME FROM MAIN EMPLOYMENT (HK\$)

Under 1,000	90 600
1,000 - 1,999	90 783
2,000 - 3,999	556 012
4,000 - 5,999	793 935
6,000 - 7,999	460 620
8,000 - 9,999	221 419
10,000 - 14,999	242 718
15,000 - 19,999	84 057
20,000 - 29,999	67 054
30,000 and over	69 637
Unpaid family workers	31 375
N.A. (Persons unemployed or economically inactive)	2 802 969

HONG KONG ISLAND

<<< STATISTICS BASED ON COMPLETE ENUMERATION >>>

OCCUPIED LIVING QUARTERS TOTAL: 341 310

TYPE OF LIVING QUARTERS

Permanent housing	
Housing Authority rental blocks	
Group A	45 414
Group B	10 721
Housing Society rental blocks	10 632
Housing Authority home ownership estates	11 466
Private housing blocks	
Self-contained	237 285
Non self-contained	210
Villas / Bungalows / Modern village houses	1 964
Simple stone structures	1 327
Institutions	4 498
Other permanent housing	10 266
Temporary housing	
Roof-top structures	466
Other temporary housing	7 061

DOMESTIC HOUSEHOLDS TOTAL: 357 129

HOUSEHOLD SIZE

One	54 228
Two	71 750
Three	71 136
Four	76 603
Five	47 768
Six and over	35 644

ENUMERATED RESIDENTS TOTAL: 1 214 253

AGE	Male	Female
0 - 4	35 127	32 553
5 - 9	39 009	36 516
10 - 14	41 792	38 445
15 - 19	42 096	39 030
20 - 24	42 986	44 521
25 - 29	57 936	66 240
30 - 34	63 822	69 339
35 - 39	56 788	59 709
40 - 44	52 365	50 561
45 - 49	29 421	26 909
50 - 54	31 230	27 496
55 - 59	31 438	28 011
60 - 64	27 168	27 961
65 - 69	20 668	23 626
70 - 74	14 934	18 439
75 and over	14 841	23 276
Total	601 621	612 632

<<< ESTIMATES BASED ON SAMPLE ENQUIRY >>>

DOMESTIC HOUSEHOLDS

ESTIMATED TOTAL: 357 129

HOUSEHOLD COMPOSITION

One person	54 495
One unextended nuclear family	214 617
One vertically extended nuclear family	37 908
One horizontally extended nuclear family	6 959
Two or more nuclear families	18 810
Related persons forming no nuclear family	13 618
Unrelated persons	10 722

TENURE OF ACCOMMODATION

Owner-occupier	191 398
Sole tenant	110 683
Co-tenant	12 235
Main tenant	4 407
Sub-tenant	11 638
Rent free	4 223
Provided by employer	22 545

MONTHLY HOUSEHOLD INCOME (HK\$)

Under 2,000	13 248
2,000 - 3,999	19 970
4,000 - 5,999	32 320
6,000 - 7,999	34 338
8,000 - 9,999	32 130
10,000 - 14,999	65 235
15,000 - 19,999	44 897
20,000 - 29,999	47 492
30,000 - 39,999	24 141
40,000 - 49,999	13 323
50,000 and over	30 035

MONTHLY HOUSEHOLD RENT (HK\$)

Zero rent	208 666
Under 200	4 171
200 - 399	14 336
400 - 599	16 776
600 - 799	27 775
800 - 999	14 774
1,000 - 1,999	24 359
2,000 - 2,999	11 880
3,000 - 4,999	13 740
5,000 - 9,999	10 260
10,000 and over	10 392

<<< ESTIMATES BASED ON SAMPLE ENQUIRY >>>

ENUMERATED RESIDENTS

ESTIMATED TOTAL: 1 214 253

USUAL LANGUAGE / DIALECT

Cantonese	956 541
English	64 144
Putonghua	17 761
Chiu Chau	13 917
Hakka	3 816
Fukien (including Taiwanese)	43 545
Sze Yap	3 779
Shanghainese	10 118
Other Chinese dialects	8 985
Filipino	2 891
Japanese	6 459
Other languages	11 509
N.A. (Persons under age 5 or dumb)	70 788

OCCUPATION

Managers and administrators	92 866
Professionals and associate professionals	123 175
Clerks	112 129
Service workers and shop sales workers	76 879
Skilled agricultural and fishery workers	2 101
Craft and related workers	59 603
Plant and machine operators and assemblers	49 886
Elementary occupations	119 442
Armed forces and occupations not classifiable	1 521
N.A. (Persons unemployed or economically inactive)	576 651

MARITAL STATUS

	<i>Male</i>	<i>Female</i>
Never married	172 799	150 845
Married	296 468	297 013
Widowed	10 829	49 113
Divorced / Separated	5 597	8 147
N.A. (Persons under age 15)	115 928	107 514
Total	601 621	612 632

EDUCATIONAL ATTAINMENT

	<i>Under age 15</i>	<i>Age 15 and over</i>
No schooling / Kindergarten	84 694	113 452
Primary	98 857	191 997
Lower secondary	39 420	148 976
Upper secondary	471	287 399
Matriculation	—	70 115
Tertiary		
Non-degree courses	—	68 849
Degree courses	—	110 023
Total	223 442	990 811

ACTIVITY STATUS

Economically active	
Self-employed	34 082
Employers	46 436
Employees	550 728
Unpaid family workers	6 356
Unemployed persons	17 190
Economically inactive	
Home-makers	133 941
Students	253 417
Of independent means	3 079
Retired persons	104 244
Other economically inactive	64 780

INDUSTRY

Manufacturing	115 471
Construction	30 972
Wholesale, retail and import / export trades, restaurants and hotels	159 328
Transport, storage and communication	53 124
Financing, insurance, real estate and business services	109 592
Community, social and personal services	158 208
Other industries	10 907
N.A. (Persons unemployed or economically inactive)	576 651

**MONTHLY INCOME FROM MAIN
EMPLOYMENT (HK\$)**

Under 1,000	17 188
1,000 - 1,999	15 073
2,000 - 3,999	119 145
4,000 - 5,999	157 848
6,000 - 7,999	97 809
8,000 - 9,999	53 519
10,000 - 14,999	70 962
15,000 - 19,999	30 061
20,000 - 29,999	29 353
30,000 and over	40 288
Unpaid family workers	6 356
N.A. (Persons unemployed or economically inactive)	576 651

TERTIARY PLANNING UNIT : 1.1.1

<<< STATISTICS BASED ON COMPLETE ENUMERATION >>>

OCCUPIED LIVING QUARTERS TOTAL : 16 819		DOMESTIC HOUSEHOLDS TOTAL : 17 931	
TYPE OF LIVING QUARTERS		HOUSEHOLD SIZE	
Permanent housing		One	2 565
Housing Authority rental blocks		Two	4 111
Group A	609	Three	3 854
Group B	-	Four	3 862
Housing Society rental blocks	2 067	Five	2 122
		Six and over	1 417
Housing Authority home ownership estates	-	ENUMERATED RESIDENTS TOTAL : 58 111	
Private housing blocks		AGE	Male Female
Self-contained	12 572	0 - 4	1 697 1 535
Non self-contained	-	5 - 9	1 784 1 692
Villas / Bungalows / Modern village houses	-	10 - 14	1 818 1 705
Simple stone structures	7	15 - 19	1 946 1 777
Institutions	9	20 - 24	2 187 2 341
Other permanent housing	1 184	25 - 29	3 246 3 412
Temporary housing		30 - 34	3 552 3 258
Roof-top structures	40	35 - 39	2 758 2 563
Other temporary housing	331	40 - 44	2 239 2 066
		45 - 49	1 146 1 085
		50 - 54	1 401 1 269
		55 - 59	1 521 1 390
		60 - 64	1 456 1 480
		65 - 69	1 118 1 141
		70 - 74	769 874
		75 and over	747 1 138
		Total	29 385 28 726

<<< ESTIMATES BASED ON SAMPLE ENQUIRY >>>

DOMESTIC HOUSEHOLDS		ESTIMATED TOTAL : 17 907	
HOUSEHOLD COMPOSITION		TENURE OF ACCOMMODATION	
One person	2 831	Owner-occupier	10 194
One unextended nuclear family	11 427	Sole tenant	4 438
One vertically extended nuclear family	1 463	Co-tenant	943
One horizontally extended nuclear family	381	Main tenant	203
Two or more nuclear families	679	Sub-tenant	749
Related persons forming no nuclear family	770	Rent free	168
Unrelated persons	356	Provided by employer	1 212
MONTHLY HOUSEHOLD INCOME (HK\$)		MONTHLY HOUSEHOLD RENT (HK\$)	
Under 2,000	760	Zero rent	10 724
2,000 - 3,999	1 153	Under 200	70
4,000 - 5,999	1 836	200 - 399	1 072
6,000 - 7,999	1 966	400 - 599	1 005
8,000 - 9,999	2 032	600 - 799	1 787
10,000 - 14,999	4 046	800 - 999	517
15,000 - 19,999	2 568	1,000 - 1,999	945
20,000 - 29,999	2 130	2,000 - 2,999	606
30,000 - 39,999	792	3,000 - 4,999	811
40,000 - 49,999	238	5,000 - 9,999	153
50,000 and over	386	10,000 and over	217

<<<

ESTIMATES BASED ON SAMPLE ENQUIRY

>>>

ENUMERATED RESIDENTS

ESTIMATED TOTAL : 57 899

USUAL LANGUAGE / DIALECT

Cantonese	49 392
English	681
Putonghua	528
Chiu Chau	1 878
Hakka	72
Fukien (including Taiwanese)	1 058
Sze Yap	85
Shanghainese	179
Other Chinese dialects	496
Filipino	99
Japanese	-
Other languages	82
N.A. (Persons under age 5 or dumb)	3 349

OCCUPATION

Managers and administrators	2 890
Professionals and associate professionals	5 013
Clerks	7 031
Service workers and shop sales workers	4 881
Skilled agricultural and fishery workers	7
Craft and related workers	2 862
Plant and machine operators and assemblers	2 315
Elementary occupations	5 507
Armed forces and occupations not classifiable	96
N.A. (Persons unemployed or economically inactive)	27 297

MARITAL STATUS

	Male	Female
Never married	8 442	6 951
Married	14 647	14 216
Widowed	465	2 212
Divorced / Separated	180	331
N.A. (Persons under age 15)	5 436	5 019
Total	29 170	28 729

EDUCATIONAL ATTAINMENT

	Under age 15	Age 15 and over
No schooling / Kindergarten	4 141	5 492
Primary	4 584	10 618
Lower secondary	1 716	7 456
Upper secondary	14	14 931
Matriculation	-	3 255
Tertiary		
Non-degree courses	-	2 969
Degree courses	-	2 723
Total	10 455	47 444

INDUSTRY

Manufacturing	4 753
Construction	1 231
Wholesale, retail and import / export trades, restaurants and hotels	9 163
Transport, storage and communication	2 689
Financing, insurance, real estate and business services	5 286
Community, social and personal services	6 986
Other industries	494
N.A. (Persons unemployed or economically inactive)	27 297

ACTIVITY STATUS

Economically active	
Self-employed	1 566
Employers	1 388
Employees	27 358
Unpaid family workers	290
Unemployed persons	788
Economically inactive	
Home-makers	6 508
Students	12 095
Of independent means	78
Retired persons	5 162
Other economically inactive	2 666

MONTHLY INCOME FROM MAIN EMPLOYMENT (HK\$)

Under 1,000	730
1,000 - 1,999	870
2,000 - 3,999	4 884
4,000 - 5,999	8 763
6,000 - 7,999	5 649
8,000 - 9,999	3 291
10,000 - 14,999	3 659
15,000 - 19,999	1 111
20,000 - 29,999	773
30,000 and over	582
Unpaid family workers	290
N.A. (Persons unemployed or economically inactive)	27 297

TERTIARY PLANNING UNIT : 1.1.2

<<< STATISTICS BASED ON COMPLETE ENUMERATION >>>

OCCUPIED LIVING QUARTERS TOTAL : 17 454		DOMESTIC HOUSEHOLDS TOTAL : 19 279	
TYPE OF LIVING QUARTERS		HOUSEHOLD SIZE	
Permanent housing		One	3 398
Housing Authority rental blocks		Two	4 164
Group A	-	Three	3 958
Group B	-	Four	3 971
Housing Society rental blocks	-	Five	2 196
		Six and over	1 592
Housing Authority home ownership estates	-	ENUMERATED RESIDENTS TOTAL : 61 378	
Private housing blocks		AGE	Male Female
Self-contained	16 989	0 - 4	1 812 1 520
Non self-contained	115	5 - 9	2 063 1 885
Villas / Bungalows / Modern village houses	-	10 - 14	2 278 1 888
Simple stone structures	-	15 - 19	2 217 2 018
Institutions	2	20 - 24	2 488 2 138
Other permanent housing	268	25 - 29	2 974 3 116
Temporary housing		30 - 34	3 367 3 340
Roof-top structures	37	35 - 39	2 970 2 962
Other temporary housing	43	40 - 44	2 788 2 409
		45 - 49	1 383 1 198
		50 - 54	1 570 1 262
		55 - 59	1 599 1 296
		60 - 64	1 444 1 447
		65 - 69	1 125 1 192
		70 - 74	800 938
		75 and over	784 1 107
		Total	31 662 29 716

<<< ESTIMATES BASED ON SAMPLE ENQUIRY >>>

DOMESTIC HOUSEHOLDS		ESTIMATED TOTAL : 18 960	
HOUSEHOLD COMPOSITION		TENURE OF ACCOMMODATION	
One person	3 383	Owner-occupier	12 860
One unextended nuclear family	11 074	Sole tenant	2 640
One vertically extended nuclear family	1 965	Co-tenant	1 141
One horizontally extended nuclear family	315	Main tenant	455
Two or more nuclear families	853	Sub-tenant	994
Related persons forming no nuclear family	747	Rent free	229
Unrelated persons	623	Provided by employer	641
MONTHLY HOUSEHOLD INCOME (HK\$)		MONTHLY HOUSEHOLD RENT (HK\$)	
Under 2,000	811	Zero rent	13 578
2,000 - 3,999	1 281	Under 200	105
4,000 - 5,999	2 234	200 - 399	370
6,000 - 7,999	2 240	400 - 599	424
8,000 - 9,999	2 051	600 - 799	362
10,000 - 14,999	3 791	800 - 999	294
15,000 - 19,999	2 703	1,000 - 1,999	1 496
20,000 - 29,999	2 045	2,000 - 2,999	882
30,000 - 39,999	1 000	3,000 - 4,999	1 050
40,000 - 49,999	342	5,000 - 9,999	315
50,000 and over	462	10,000 and over	84

<<<

ESTIMATES BASED ON SAMPLE ENQUIRY

>>>

ENUMERATED RESIDENTS

ESTIMATED TOTAL : 61 540

USUAL LANGUAGE / DIALECT

Cantonese	49 727
English	533
Putonghua	1 006
Chiu Chau	1 983
Hakka	101
Fukien (including Taiwanese)	3 291
Sze Yap	238
Shanghainese	166
Other Chinese dialects	639
Filipino	123
Japanese	7
Other languages	169
N.A. (Persons under age 5 or dumb)	3 557

OCCUPATION

Managers and administrators	3 826
Professionals and associate professionals	5 754
Clerks	6 928
Service workers and shop sales workers	5 101
Skilled agricultural and fishery workers	22
Craft and related workers	2 990
Plant and machine operators and assemblers	2 228
Elementary occupations	5 311
Armed forces and occupations not classifiable	27
N.A. (Persons unemployed or economically inactive)	29 353

MARITAL STATUS

	Male	Female
Never married	9 161	6 605
Married	15 742	14 975
Widowed	658	2 245
Divorced / Separated	315	254
N.A. (Persons under age 15)	6 147	5 438
Total	32 023	29 517

EDUCATIONAL ATTAINMENT

	Under age 15	Age 15 and over
No schooling / Kindergarten	4 427	5 675
Primary	5 102	9 993
Lower secondary	2 049	8 382
Upper secondary	7	15 606
Matriculation	—	3 040
Tertiary		
Non-degree courses	—	2 891
Degree courses	—	4 368
Total	11 585	49 955

INDUSTRY

Manufacturing	4 803
Construction	1 488
Wholesale, retail and import / export trades, restaurants and hotels	10 679
Transport, storage and communication	2 968
Financing, insurance, real estate and business services	5 354
Community, social and personal services	6 497
Other industries	398
N.A. (Persons unemployed or economically inactive)	29 353

ACTIVITY STATUS

Economically active	
Self-employed	2 355
Employers	1 976
Employees	27 329
Unpaid family workers	527
Unemployed persons	889
Economically inactive	
Home-makers	6 649
Students	13 587
Of independent means	72
Retired persons	5 304
Other economically inactive	2 852

MONTHLY INCOME FROM MAIN
EMPLOYMENT (HK\$)

Under 1,000	735
1,000 - 1,999	957
2,000 - 3,999	5 161
4,000 - 5,999	8 738
6,000 - 7,999	5 827
8,000 - 9,999	3 040
10,000 - 14,999	4 205
15,000 - 19,999	1 489
20,000 - 29,999	881
30,000 and over	627
Unpaid family workers	527
N.A. (Persons unemployed or economically inactive)	29 353

TERTIARY PLANNING UNIT : 1.1.3

<<< STATISTICS BASED ON COMPLETE ENUMERATION >>>

OCCUPIED LIVING QUARTERS TOTAL : 7 974		DOMESTIC HOUSEHOLDS TOTAL : 8 466	
TYPE OF LIVING QUARTERS		HOUSEHOLD SIZE	
Permanent housing		One	2 065
Housing Authority rental blocks		Two	1 956
Group A	-	Three	1 549
Group B	-	Four	1 441
Housing Society rental blocks	-	Five	848
		Six and over	607
Housing Authority home ownership estates	-	ENUMERATED RESIDENTS TOTAL : 25 801	
Private housing blocks		AGE	Male Female
Self-contained	7 440	0 - 4	676 616
Non self-contained	-	5 - 9	719 669
Villas / Bungalows / Modern village houses	-	10 - 14	785 721
Simple stone structures	-	15 - 19	780 716
Institutions	112	20 - 24	932 901
Other permanent housing	345	25 - 29	1 339 1 300
Temporary housing		30 - 34	1 410 1 280
Roof-top structures	28	35 - 39	1 277 1 104
Other temporary housing	49	40 - 44	1 184 896
		45 - 49	689 508
		50 - 54	771 532
		55 - 59	929 614
		60 - 64	855 617
		65 - 69	624 534
		70 - 74	417 454
		75 and over	420 532
		Total	13 807 11 994

<<< ESTIMATES BASED ON SAMPLE ENQUIRY >>>

DOMESTIC HOUSEHOLDS		ESTIMATED TOTAL : 8 328	
HOUSEHOLD COMPOSITION		TENURE OF ACCOMMODATION	
One person	2 169	Owner-occupier	4 395
One unextended nuclear family	4 180	Sole tenant	1 732
One vertically extended nuclear family	626	Co-tenant	402
One horizontally extended nuclear family	158	Main tenant	211
Two or more nuclear families	345	Sub-tenant	521
Related persons forming no nuclear family	336	Rent free	241
Unrelated persons	514	Provided by employer	826
MONTHLY HOUSEHOLD INCOME (HK\$)		MONTHLY HOUSEHOLD RENT (HK\$)	
Under 2,000	432	Zero rent	5 310
2,000 - 3,999	666	Under 200	21
4,000 - 5,999	1 169	200 - 399	196
6,000 - 7,999	1 060	400 - 599	217
8,000 - 9,999	849	600 - 799	119
10,000 - 14,999	1 537	800 - 999	107
15,000 - 19,999	1 188	1,000 - 1,999	672
20,000 - 29,999	793	2,000 - 2,999	613
30,000 - 39,999	349	3,000 - 4,999	728
40,000 - 49,999	151	5,000 - 9,999	317
50,000 and over	134	10,000 and over	28

<<< ESTIMATES BASED ON SAMPLE ENQUIRY >>>

ENUMERATED RESIDENTS **ESTIMATED TOTAL: 25 189**

USUAL LANGUAGE / DIALECT

Cantonese	20 777
English	338
Putonghua	630
Chiu Chau	717
Hakka	37
Fukien (including Taiwanese)	522
Sze Yap	152
Shanghainese	166
Other Chinese dialects	186
Filipino	36
Japanese	23
Other languages	172
N.A. (Persons under age 5 or dumb)	1 433

OCCUPATION

Managers and administrators	2 226
Professionals and associate professionals	2 177
Clerks	2 764
Service workers and shop sales workers	2 053
Skilled agricultural and fishery workers	-
Craft and related workers	1 591
Plant and machine operators and assemblers	867
Elementary occupations	2 454
Armed forces and occupations not classifiable	8
N.A. (Persons unemployed or economically inactive)	11 049

MARITAL STATUS

	<i>Male</i>	<i>Female</i>
Never married	3 982	2 860
Married	6 932	5 623
Widowed	369	1 058
Divorced / Separated	143	180
N.A. (Persons under age 15)	2 170	1 872
Total	13 596	11 593

INDUSTRY

Manufacturing	2 400
Construction	594
Wholesale, retail and import / export trades, restaurants and hotels	5 492
Transport, storage and communication	1 227
Financing, insurance, real estate and business services	1 978
Community, social and personal services	2 397
Other industries	52
N.A. (Persons unemployed or economically inactive)	11 049

EDUCATIONAL ATTAINMENT

	<i>Under age 15</i>	<i>Age 15 and over</i>
No schooling / Kindergarten	1 646	2 292
Primary	1 753	5 266
Lower secondary	636	3 380
Upper secondary	7	5 823
Matriculation	-	1 352
Tertiary		
Non-degree courses	-	1 075
Degree courses	-	1 959
Total	4 042	21 147

MONTHLY INCOME FROM MAIN EMPLOYMENT (HK\$)

ACTIVITY STATUS

Economically active

Self-employed	1 418
Employers	1 113
Employees	11 371
Unpaid family workers	238
Unemployed persons	266
Economically inactive	
Home-makers	2 320
Students	4 518
Of independent means	69
Retired persons	2 454
Other economically inactive	1 422

Under 1,000	302
1,000 - 1,999	331
2,000 - 3,999	2 601
4,000 - 5,999	4 382
6,000 - 7,999	2 530
8,000 - 9,999	1 336
10,000 - 14,999	1 524
15,000 - 19,999	419
20,000 - 29,999	283
30,000 and over	194
Unpaid family workers	238
N.A. (Persons unemployed or economically inactive)	11 049

TERTIARY PLANNING UNIT : 1.1.4

<<< STATISTICS BASED ON COMPLETE ENUMERATION >>>

OCCUPIED LIVING QUARTERS TOTAL : 3 834		DOMESTIC HOUSEHOLDS TOTAL : 4 486	
TYPE OF LIVING QUARTERS		HOUSEHOLD SIZE	
Permanent housing		One	1 259
Housing Authority rental blocks		Two	864
Group A	-	Three	774
Group B	-	Four	773
Housing Society rental blocks	-	Five	457
		Six and over	359
Housing Authority home ownership estates	-	ENUMERATED RESIDENTS TOTAL : 13 226	
Private housing blocks		AGE	Male Female
Self-contained	3 495	0 - 4	289 279
Non self-contained	-	5 - 9	379 368
Villas / Bungalows / Modern village houses	-	10 - 14	420 370
Simple stone structures	-	15 - 19	434 374
Institutions	-	20 - 24	444 405
Other permanent housing	307	25 - 29	601 612
Temporary housing		30 - 34	712 615
Roof-top structures	13	35 - 39	615 587
Other temporary housing	19	40 - 44	628 488
		45 - 49	323 244
		50 - 54	375 261
		55 - 59	524 342
		60 - 64	487 360
		65 - 69	347 264
		70 - 74	237 238
		75 and over	247 357
		Total	7 062 6 164

<<< ESTIMATES BASED ON SAMPLE ENQUIRY >>>

DOMESTIC HOUSEHOLDS		ESTIMATED TOTAL : 4 713	
HOUSEHOLD COMPOSITION		TENURE OF ACCOMMODATION	
One person	1 471	Owner-occupier	2 236
One unextended nuclear family	2 214	Sole tenant	996
One vertically extended nuclear family	362	Co-tenant	572
One horizontally extended nuclear family	110	Main tenant	120
Two or more nuclear families	175	Sub-tenant	309
Related persons forming no nuclear family	188	Rent free	137
Unrelated persons	193	Provided by employer	343
MONTHLY HOUSEHOLD INCOME (HK\$)		MONTHLY HOUSEHOLD RENT (HK\$)	
Under 2,000	386	Zero rent	2 571
2,000 - 3,999	536	Under 200	57
4,000 - 5,999	573	200 - 399	219
6,000 - 7,999	528	400 - 599	351
8,000 - 9,999	457	600 - 799	149
10,000 - 14,999	676	800 - 999	117
15,000 - 19,999	516	1,000 - 1,999	469
20,000 - 29,999	593	2,000 - 2,999	261
30,000 - 39,999	192	3,000 - 4,999	335
40,000 - 49,999	89	5,000 - 9,999	155
50,000 and over	167	10,000 and over	29

<<<

ESTIMATES BASED ON SAMPLE ENQUIRY

>>>

ENUMERATED RESIDENTS

ESTIMATED TOTAL: 13 152

USUAL LANGUAGE / DIALECT

Cantonese	11 605
English	283
Putonghua	63
Chiu Chau	115
Hakka	-
Fukien (including Taiwanese)	112
Sze Yap	111
Shanghainese	23
Other Chinese dialects	37
Filipino	36
Japanese	-
Other languages	199
N.A. (Persons under age 5 or dumb)	568

OCCUPATION

Managers and administrators	1 093
Professionals and associate professionals	1 046
Clerks	1 142
Service workers and shop sales workers	1 034
Skilled agricultural and fishery workers	-
Craft and related workers	906
Plant and machine operators and assemblers	417
Elementary occupations	1 760
Armed forces and occupations not classifiable	-
N.A. (Persons unemployed or economically inactive)	5 754

MARITAL STATUS

	Male	Female
Never married	2 146	1 547
Married	3 492	2 855
Widowed	157	759
Divorced / Separated	81	67
N.A. (Persons under age 15)	1 110	938
Total	6 986	6 166

EDUCATIONAL ATTAINMENT

	Under age 15	Age 15 and over
No schooling / Kindergarten	713	1 477
Primary	1 052	3 051
Lower secondary	276	1 837
Upper secondary	7	2 793
Matriculation	-	664
Tertiary		
Non-degree courses	-	588
Degree courses	-	694
Total	2 048	11 104

ACTIVITY STATUS

Economically active	
Self-employed	873
Employers	1 063
Employees	5 222
Unpaid family workers	240
Unemployed persons	265
Economically inactive	
Home-makers	1 246
Students	2 395
Of independent means	22
Retired persons	1 261
Other economically inactive	565

INDUSTRY

Manufacturing	1 409
Construction	282
Wholesale, retail and import / export trades, restaurants and hotels	2 475
Transport, storage and communication	426
Financing, insurance, real estate and business services	1 095
Community, social and personal services	1 612
Other industries	99
N.A. (Persons unemployed or economically inactive)	5 754

MONTHLY INCOME FROM MAIN EMPLOYMENT (HK\$)

Under 1,000	199
1,000 - 1,999	279
2,000 - 3,999	1 684
4,000 - 5,999	1 829
6,000 - 7,999	1 009
8,000 - 9,999	631
10,000 - 14,999	806
15,000 - 19,999	258
20,000 - 29,999	247
30,000 and over	216
Unpaid family workers	240
N.A. (Persons unemployed or economically inactive)	5 754

TERTIARY PLANNING UNIT : 1.1.5

<<< STATISTICS BASED ON COMPLETE ENUMERATION >>>

OCCUPIED LIVING QUARTERS TOTAL : 970		DOMESTIC HOUSEHOLDS TOTAL : 1 116	
TYPE OF LIVING QUARTERS		HOUSEHOLD SIZE	
Permanent housing		One	242
Housing Authority rental blocks		Two	214
Group A	-	Three	189
Group B	-	Four	219
Housing Society rental blocks	-	Five	137
		Six and over	115
Housing Authority home ownership estates	-	ENUMERATED RESIDENTS TOTAL : 3 632	
Private housing blocks		AGE	Male Female
Self-contained	933	0 - 4	97 87
Non self-contained	-	5 - 9	143 93
Villas / Bungalows / Modern village houses	-	10 - 14	143 96
Simple stone structures	-	15 - 19	167 109
Institutions	-	20 - 24	141 127
Other permanent housing	30	25 - 29	183 152
Temporary housing		30 - 34	195 183
Roof-top structures	1	35 - 39	181 146
Other temporary housing	6	40 - 44	173 151
		45 - 49	87 71
		50 - 54	100 88
		55 - 59	117 70
		60 - 64	112 70
		65 - 69	75 58
		70 - 74	62 38
		75 and over	53 64
		Total	2 029 1 603

<<< ESTIMATES BASED ON SAMPLE ENQUIRY >>>

DOMESTIC HOUSEHOLDS		ESTIMATED TOTAL : 1 044	
HOUSEHOLD COMPOSITION		TENURE OF ACCOMMODATION	
One person	222	Owner-occupier	638
One unextended nuclear family	497	Sole tenant	258
One vertically extended nuclear family	118	Co-tenant	-
One horizontally extended nuclear family	43	Main tenant	15
Two or more nuclear families	55	Sub-tenant	28
Related persons forming no nuclear family	29	Rent free	8
Unrelated persons	80	Provided by employer	97
MONTHLY HOUSEHOLD INCOME (HK\$)		MONTHLY HOUSEHOLD RENT (HK\$)	
Under 2,000	22	Zero rent	721
2,000 - 3,999	83	Under 200	-
4,000 - 5,999	154	200 - 399	-
6,000 - 7,999	89	400 - 599	7
8,000 - 9,999	55	600 - 799	-
10,000 - 14,999	252	800 - 999	14
15,000 - 19,999	176	1,000 - 1,999	43
20,000 - 29,999	136	2,000 - 2,999	37
30,000 - 39,999	62	3,000 - 4,999	170
40,000 - 49,999	7	5,000 - 9,999	45
50,000 and over	8	10,000 and over	7

<<< ESTIMATES BASED ON SAMPLE ENQUIRY >>>

ENUMERATED RESIDENTS ESTIMATED TOTAL: 3 398

USUAL LANGUAGE / DIALECT

Cantonese	2 338
English	36
Putonghua	119
Chiu Chau	389
Hakka	-
Fukien (including Taiwanese)	66
Sze Yap	-
Shanghainese	-
Other Chinese dialects	129
Filipino	80
Japanese	-
Other languages	14
N.A. (Persons under age 5 or dumb)	227

OCCUPATION

Managers and administrators	348
Professionals and associate professionals	181
Clerks	319
Service workers and shop sales workers	294
Skilled agricultural and fishery workers	-
Craft and related workers	158
Plant and machine operators and assemblers	57
Elementary occupations	453
Armed forces and occupations not classifiable	-
N.A. (Persons unemployed or economically inactive)	1 588

MARITAL STATUS

	<i>Male</i>	<i>Female</i>
Never married	619	303
Married	1 005	813
Widowed	8	125
Divorced / Separated	7	23
N.A. (Persons under age 15)	249	246
Total	1 888	1 510

EDUCATIONAL ATTAINMENT

	<i>Under age 15</i>	<i>Age 15 and over</i>
No schooling / Kindergarten	223	357
Primary	193	740
Lower secondary	79	576
Upper secondary	-	694
Matriculation	-	110
Tertiary		
Non-degree courses	-	149
Degree courses	-	277
Total	495	2 903

INDUSTRY

Manufacturing	294
Construction	46
Wholesale, retail and import / export trades, restaurants and hotels	810
Transport, storage and communication	109
Financing, insurance, real estate and business services	201
Community, social and personal services	246
Other industries	104
N.A. (Persons unemployed or economically inactive)	1 588

ACTIVITY STATUS

Economically active	
Self-employed	231
Employers	157
Employees	1 400
Unpaid family workers	22
Unemployed persons	37
Economically inactive	
Home-makers	271
Students	591
Of independent means	-
Retired persons	482
Other economically inactive	207

MONTHLY INCOME FROM MAIN EMPLOYMENT (HK\$)

Under 1,000	46
1,000 - 1,999	64
2,000 - 3,999	453
4,000 - 5,999	572
6,000 - 7,999	308
8,000 - 9,999	159
10,000 - 14,999	112
15,000 - 19,999	44
20,000 - 29,999	30
30,000 and over	-
Unpaid family workers	22
N.A. (Persons unemployed or economically inactive)	1 588

TERTIARY PLANNING UNIT : 1.1.6

<<< STATISTICS BASED ON COMPLETE ENUMERATION >>>

OCCUPIED LIVING QUARTERS		TOTAL :	DOMESTIC HOUSEHOLDS		TOTAL :
		4 495			4 565
TYPE OF LIVING QUARTERS			HOUSEHOLD SIZE		
Permanent housing			One	558	
Housing Authority rental blocks			Two	948	
Group A			Three	1 005	
Group B			Four	1 035	
Housing Society rental blocks			Five	607	
			Six and over	412	
Housing Authority home ownership estates			ENUMERATED RESIDENTS		
			TOTAL :		15 584
Private housing blocks			AGE	<i>Male</i>	<i>Female</i>
Self-contained			0 - 4	477	368
Non self-contained			5 - 9	524	505
Villas / Bungalows / Modern village houses			10 - 14	601	555
Simple stone structures			15 - 19	679	588
Institutions			20 - 24	666	578
Other permanent housing			25 - 29	740	750
			30 - 34	805	749
			35 - 39	690	727
			40 - 44	641	633
			45 - 49	354	326
			50 - 54	394	332
			55 - 59	379	361
			60 - 64	325	368
			65 - 69	246	341
			70 - 74	201	236
			75 and over	172	273
			Total	7 894	7 690

<<< ESTIMATES BASED ON SAMPLE ENQUIRY >>>

DOMESTIC HOUSEHOLDS		ESTIMATED TOTAL :	
		4 720	
HOUSEHOLD COMPOSITION		TENURE OF ACCOMMODATION	
One person	641	Owner-occupier	3 304
One unextended nuclear family	2 839	Sole tenant	797
One vertically extended nuclear family	572	Co-tenant	137
One horizontally extended nuclear family	73	Main tenant	125
Two or more nuclear families	239	Sub-tenant	260
Related persons forming no nuclear family	244	Rent free	61
Unrelated persons	112	Provided by employer	36
MONTHLY HOUSEHOLD INCOME (HK\$)		MONTHLY HOUSEHOLD RENT (HK\$)	
Under 2,000	288	Zero rent	3 401
2,000 - 3,999	257	Under 200	171
4,000 - 5,999	426	200 - 399	7
6,000 - 7,999	766	400 - 599	42
8,000 - 9,999	505	600 - 799	55
10,000 - 14,999	1 283	800 - 999	71
15,000 - 19,999	461	1,000 - 1,999	325
20,000 - 29,999	437	2,000 - 2,999	337
30,000 - 39,999	177	3,000 - 4,999	272
40,000 - 49,999	61	5,000 - 9,999	39
50,000 and over	59	10,000 and over	-

<<< ESTIMATES BASED ON SAMPLE ENQUIRY >>>

ENUMERATED RESIDENTS ESTIMATED TOTAL : 15 562

USUAL LANGUAGE / DIALECT

Cantonese	11 223
English	91
Putonghua	476
Chiu Chau	660
Hakka	15
Fukien (including Taiwanese)	1 639
Sze Yap	8
Shanghainese	45
Other Chinese dialects	448
Filipino	-
Japanese	-
Other languages	44
N.A. (Persons under age 5 or dumb)	913

OCCUPATION

Managers and administrators	803
Professionals and associate professionals	991
Clerks	1 742
Service workers and shop sales workers	1 399
Skilled agricultural and fishery workers	-
Craft and related workers	874
Plant and machine operators and assemblers	615
Elementary occupations	1 474
Armed forces and occupations not classifiable	-
N.A. (Persons unemployed or economically inactive)	7 664

MARITAL STATUS

	<i>Male</i>	<i>Female</i>
Never married	2 345	1 816
Married	3 832	3 953
Widowed	60	539
Divorced / Separated	45	108
N.A. (Persons under age 15)	1 544	1 320
Total	7 826	7 736

INDUSTRY

Manufacturing	1 320
Construction	352
Wholesale, retail and import / export trades, restaurants and hotels	2 441
Transport, storage and communication	822
Financing, insurance, real estate and business services	1 336
Community, social and personal services	1 445
Other industries	182
N.A. (Persons unemployed or economically inactive)	7 664

EDUCATIONAL ATTAINMENT

	<i>Under age 15</i>	<i>Age 15 and over</i>
No schooling / Kindergarten	1 090	1 463
Primary	1 284	2 726
Lower secondary	484	2 357
Upper secondary	6	3 937
Matriculation	-	816
Tertiary		
Non-degree courses	-	558
Degree courses	-	841
Total	2 864	12 698

ACTIVITY STATUS

Economically active	
Self-employed	789
Employers	347
Employees	6 688
Unpaid family workers	74
Unemployed persons	162
Economically inactive	
Home-makers	1 875
Students	3 607
Of independent means	-
Retired persons	1 332
Other economically inactive	688

MONTHLY INCOME FROM MAIN EMPLOYMENT (HK\$)

Under 1,000	224
1,000 - 1,999	356
2,000 - 3,999	1 440
4,000 - 5,999	2 212
6,000 - 7,999	1 643
8,000 - 9,999	627
10,000 - 14,999	877
15,000 - 19,999	272
20,000 - 29,999	127
30,000 and over	46
Unpaid family workers	74
N.A. (Persons unemployed or economically inactive)	7 664

TERTIARY PLANNING UNIT : 1.2.1, 1.2.3, 1.2.4

<<< STATISTICS BASED ON COMPLETE ENUMERATION >>>

OCCUPIED LIVING QUARTERS	TOTAL :	994	DOMESTIC HOUSEHOLDS	TOTAL :	840
TYPE OF LIVING QUARTERS			HOUSEHOLD SIZE		
Permanent housing			One		428
Housing Authority rental blocks			Two		207
Group A	-		Three		81
Group B	-		Four		63
Housing Society rental blocks	-		Five		40
			Six and over		21
Housing Authority home ownership estates	-		ENUMERATED RESIDENTS		
Private housing blocks			TOTAL : 1 983		
Self-contained	617		AGE	<i>Male</i>	<i>Female</i>
Non self-contained	8		0 - 4	33	31
Villas / Bungalows / Modern village houses	-		5 - 9	41	26
Simple stone structures	-		10 - 14	84	37
Institutions	214		15 - 19	38	35
Other permanent housing	126		20 - 24	52	85
Temporary housing			25 - 29	105	131
Roof-top structures	-		30 - 34	134	112
Other temporary housing	29		35 - 39	80	89
			40 - 44	115	91
			45 - 49	105	47
			50 - 54	101	64
			55 - 59	69	36
			60 - 64	67	24
			65 - 69	37	26
			70 - 74	28	22
			75 and over	20	18
			Total	1 109	874

<<< ESTIMATES BASED ON SAMPLE ENQUIRY >>>

DOMESTIC HOUSEHOLDS			ESTIMATED TOTAL :	779
HOUSEHOLD COMPOSITION			TENURE OF ACCOMMODATION	
One person	366		Owner-occupier	43
One unextended nuclear family	313		Sole tenant	251
One vertically extended nuclear family	8		Co-tenant	14
One horizontally extended nuclear family	6		Main tenant	-
Two or more nuclear families	-		Sub-tenant	-
Related persons forming no nuclear family	22		Rent free	22
Unrelated persons	64		Provided by employer	449
MONTHLY HOUSEHOLD INCOME (HK\$)			MONTHLY HOUSEHOLD RENT (HK\$)	
Under 2,000	26		Zero rent	448
2,000 - 3,999	35		Under 200	-
4,000 - 5,999	28		200 - 399	14
6,000 - 7,999	44		400 - 599	20
8,000 - 9,999	13		600 - 799	8
10,000 - 14,999	88		800 - 999	26
15,000 - 19,999	89		1,000 - 1,999	33
20,000 - 29,999	89		2,000 - 2,999	22
30,000 - 39,999	72		3,000 - 4,999	42
40,000 - 49,999	50		5,000 - 9,999	15
50,000 and over	245		10,000 and over	151

<<< ESTIMATES BASED ON SAMPLE ENQUIRY >>>

ENUMERATED RESIDENTS ESTIMATED TOTAL : 1 800

USUAL LANGUAGE / DIALECT

Cantonese	690
English	678
Putonghua	38
Chiu Chau	7
Hakka	8
Fukien (including Taiwanese)	—
Sze Yap	29
Shanghai	7
Other Chinese dialects	—
Filipino	46
Japanese	37
Other languages	180
N.A. (Persons under age 5 or dumb)	80

OCCUPATION

Managers and administrators	324
Professionals and associate professionals	217
Clerks	54
Service workers and shop sales workers	106
Skilled agricultural and fishery workers	—
Craft and related workers	—
Plant and machine operators and assemblers	7
Elementary occupations	262
Armed forces and occupations not classifiable	181
N.A. (Persons unemployed or economically inactive)	649

MARITAL STATUS

	<i>Male</i>	<i>Female</i>
Never married	255	267
Married	513	365
Widowed	15	31
Divorced / Separated	16	—
N.A. (Persons under age 15)	252	86
Total	1 051	749

EDUCATIONAL ATTAINMENT

	<i>Under age 15</i>	<i>Age 15 and over</i>
No schooling / Kindergarten	80	45
Primary	229	217
Lower secondary	29	68
Upper secondary	—	294
Matriculation	—	193
Tertiary		
Non-degree courses	—	120
Degree courses	—	525
Total	338	1 462

INDUSTRY

Manufacturing	133
Construction	8
Wholesale, retail and import / export trades, restaurants and hotels	247
Transport, storage and communication	38
Financing, insurance, real estate and business services	287
Community, social and personal services	430
Other industries	8
N.A. (Persons unemployed or economically inactive)	649

ACTIVITY STATUS

Economically active	
Self-employed	16
Employers	58
Employees	1 077
Unpaid family workers	—
Unemployed persons	7
Economically inactive	
Home-makers	194
Students	307
Of independent means	—
Retired persons	67
Other economically inactive	74

MONTHLY INCOME FROM MAIN EMPLOYMENT (HK\$)

Under 1,000	39
1,000 – 1,999	53
2,000 – 3,999	157
4,000 – 5,999	158
6,000 – 7,999	45
8,000 – 9,999	52
10,000 – 14,999	153
15,000 – 19,999	138
20,000 – 29,999	96
30,000 and over	260
Unpaid family workers	—
N.A. (Persons unemployed or economically inactive)	649

TERTIARY PLANNING UNIT : 1.2.2

<<< STATISTICS BASED ON COMPLETE ENUMERATION >>>

OCCUPIED LIVING QUARTERS		TOTAL :	DOMESTIC HOUSEHOLDS		TOTAL :
		3 318			3 503
TYPE OF LIVING QUARTERS			HOUSEHOLD SIZE		
Permanent housing			One	949	
Housing Authority rental blocks			Two	733	
Group A	-		Three	600	
Group B	-		Four	608	
Housing Society rental blocks			Five	367	
			Six and over	246	
Housing Authority home ownership estates					
Private housing blocks			ENUMERATED RESIDENTS		
			TOTAL :		
			10 873		
			AGE	Male	Female
Self-contained			0 - 4	254	241
Non self-contained			5 - 9	293	254
Villas / Bungalows / Modern village houses			10 - 14	332	299
Simple stone structures			15 - 19	350	327
Institutions			20 - 24	456	370
Other permanent housing			25 - 29	590	583
Temporary housing			30 - 34	633	532
Roof-top structures			35 - 39	523	479
Other temporary housing			40 - 44	483	428
			45 - 49	305	218
			50 - 54	279	224
			55 - 59	328	258
			60 - 64	315	243
			65 - 69	243	245
			70 - 74	186	207
			75 and over	172	223
			Total	5 742	5 131

<<< ESTIMATES BASED ON SAMPLE ENQUIRY >>>

DOMESTIC HOUSEHOLDS		ESTIMATED TOTAL :	
		3 747	
HOUSEHOLD COMPOSITION		TENURE OF ACCOMMODATION	
One person	1 117	Owner-occupier	1 776
One unextended nuclear family	1 916	Sole tenant	828
One vertically extended nuclear family	248	Co-tenant	403
One horizontally extended nuclear family	98	Main tenant	83
Two or more nuclear families	132	Sub-tenant	281
Related persons forming no nuclear family	116	Rent free	37
Unrelated persons	120	Provided by employer	339
MONTHLY HOUSEHOLD INCOME (HK\$)		MONTHLY HOUSEHOLD RENT (HK\$)	
Under 2,000	270	Zero rent	2 029
2,000 - 3,999	307	Under 200	56
4,000 - 5,999	301	200 - 399	205
6,000 - 7,999	292	400 - 599	152
8,000 - 9,999	357	600 - 799	105
10,000 - 14,999	670	800 - 999	85
15,000 - 19,999	489	1,000 - 1,999	325
20,000 - 29,999	553	2,000 - 2,999	232
30,000 - 39,999	263	3,000 - 4,999	288
40,000 - 49,999	111	5,000 - 9,999	178
50,000 and over	134	10,000 and over	92

<<<

ESTIMATES BASED ON SAMPLE ENQUIRY

>>>

ENUMERATED RESIDENTS

ESTIMATED TOTAL: 11 275

USUAL LANGUAGE / DIALECT

Cantonese	9 084
English	419
Putonghua	148
Chiu Chau	369
Hakka	16
Fukien (including Taiwanese)	69
Sze Yap	161
Shanghainese	29
Other Chinese dialects	179
Filipino	14
Japanese	45
Other languages	237
N.A. (Persons under age 5 or dumb)	505

OCCUPATION

Managers and administrators	864
Professionals and associate professionals	1 114
Clerks	1 234
Service workers and shop sales workers	935
Skilled agricultural and fishery workers	—
Craft and related workers	542
Plant and machine operators and assemblers	294
Elementary occupations	1 122
Armed forces and occupations not classifiable	—
N.A. (Persons unemployed or economically inactive)	5 170

MARITAL STATUS

	Male	Female
Never married	2 019	1 488
Married	2 942	2 678
Widowed	91	425
Divorced / Separated	44	60
N.A. (Persons under age 15)	798	730
Total	5 894	5 381

EDUCATIONAL ATTAINMENT

	Under age 15	Age 15 and over
No schooling / Kindergarten	593	1 415
Primary	699	2 198
Lower secondary	236	1 257
Upper secondary	—	2 661
Matriculation	—	727
Tertiary		
Non-degree courses	—	585
Degree courses	—	904
Total	1 528	9 747

INDUSTRY

Manufacturing	1 017
Construction	195
Wholesale, retail and import / export trades, restaurants and hotels	1 800
Transport, storage and communication	395
Financing, insurance, real estate and business services	1 188
Community, social and personal services	1 472
Other industries	38
N.A. (Persons unemployed or economically inactive)	5 170

ACTIVITY STATUS

Economically active	
Self-employed	505
Employers	491
Employees	5 025
Unpaid family workers	84
Unemployed persons	169
Economically inactive	
Home-makers	1 267
Students	1 897
Of independent means	22
Retired persons	911
Other economically inactive	904

MONTHLY INCOME FROM MAIN EMPLOYMENT (HK\$)

Under 1,000	118
1,000 - 1,999	178
2,000 - 3,999	1 093
4,000 - 5,999	1 540
6,000 - 7,999	916
8,000 - 9,999	580
10,000 - 14,999	697
15,000 - 19,999	474
20,000 - 29,999	236
30,000 and over	189
Unpaid family workers	84
N.A. (Persons unemployed or economically inactive)	5 170

TERTIARY PLANNING UNIT : 1.3.1

<<< STATISTICS BASED ON COMPLETE ENUMERATION >>>

OCCUPIED LIVING QUARTERS TOTAL : 12 041		DOMESTIC HOUSEHOLDS TOTAL : 14 680	
TYPE OF LIVING QUARTERS		HOUSEHOLD SIZE	
Permanent housing		One	4 257
Housing Authority rental blocks		Two	3 267
Group A	-	Three	2 616
Group B	-	Four	2 368
Housing Society rental blocks	-	Five	1 251
		Six and over	921
Housing Authority home ownership estates	-	ENUMERATED RESIDENTS TOTAL : 40 954	
Private housing blocks		AGE	Male Female
Self-contained	11 810	0 - 4	994 894
Non self-contained	19	5 - 9	1 086 992
Villas / Bungalows / Modern village houses	-	10 - 14	1 215 1 018
Simple stone structures	-	15 - 19	1 237 1 053
Institutions	28	20 - 24	1 308 1 331
Other permanent housing	71	25 - 29	2 064 2 025
Temporary housing		30 - 34	2 254 2 048
Roof-top structures	62	35 - 39	1 869 1 844
Other temporary housing	51	40 - 44	1 881 1 527
		45 - 49	1 118 854
		50 - 54	1 286 984
		55 - 59	1 634 1 008
		60 - 64	1 342 1 036
		65 - 69	964 999
		70 - 74	655 754
		75 and over	683 997
		Total	21 590 19 364

<<< ESTIMATES BASED ON SAMPLE ENQUIRY >>>

DOMESTIC HOUSEHOLDS		ESTIMATED TOTAL : 14 009	
HOUSEHOLD COMPOSITION		TENURE OF ACCOMMODATION	
One person	3 860	Owner-occupier	7 218
One unextended nuclear family	7 080	Sole tenant	2 907
One vertically extended nuclear family	1 113	Co-tenant	1 344
One horizontally extended nuclear family	218	Main tenant	490
Two or more nuclear families	532	Sub-tenant	1 239
Related persons forming no nuclear family	679	Rent free	263
Unrelated persons	527	Provided by employer	548
MONTHLY HOUSEHOLD INCOME (HK\$)		MONTHLY HOUSEHOLD RENT (HK\$)	
Under 2,000	906	Zero rent	7 881
2,000 - 3,999	1 135	Under 200	204
4,000 - 5,999	1 492	200 - 399	470
6,000 - 7,999	1 604	400 - 599	343
8,000 - 9,999	1 296	600 - 799	434
10,000 - 14,999	2 535	800 - 999	357
15,000 - 19,999	1 806	1,000 - 1,999	1 260
20,000 - 29,999	1 827	2,000 - 2,999	995
30,000 - 39,999	784	3,000 - 4,999	1 190
40,000 - 49,999	308	5,000 - 9,999	637
50,000 and over	316	10,000 and over	238

<<< ESTIMATES BASED ON SAMPLE ENQUIRY >>>

ENUMERATED RESIDENTS ESTIMATED TOTAL : 39 497

USUAL LANGUAGE / DIALECT

Cantonese	33 499
English	1 083
Putonghua	692
Chiu Chau	245
Hakka	78
Fukien (including Taiwanese)	165
Sze Yap	408
Shanghainese	407
Other Chinese dialects	195
Filipino	86
Japanese	35
Other languages	441
N.A. (Persons under age 5 or dumb)	2 163

OCCUPATION

Managers and administrators	2 729
Professionals and associate professionals	4 033
Clerks	4 597
Service workers and shop sales workers	3 030
Skilled agricultural and fishery workers	—
Craft and related workers	2 697
Plant and machine operators and assemblers	1 239
Elementary occupations	3 895
Armed forces and occupations not classifiable	—
N.A. (Persons unemployed or economically inactive)	17 277

MARITAL STATUS

	<i>Male</i>	<i>Female</i>
Never married	6 474	4 692
Married	10 094	9 082
Widowed	426	1 785
Divorced / Separated	340	592
N.A. (Persons under age 15)	3 221	2 791
Total	20 555	18 942

INDUSTRY

Manufacturing	3 366
Construction	1 751
Wholesale, retail and import / export trades, restaurants and hotels	6 543
Transport, storage and communication	1 714
Financing, insurance, real estate and business services	3 993
Community, social and personal services	4 578
Other industries	275
N.A. (Persons unemployed or economically inactive)	17 277

EDUCATIONAL ATTAINMENT

	<i>Under age 15</i>	<i>Age 15 and over</i>
No schooling / Kindergarten	2 244	4 115
Primary	2 534	7 342
Lower secondary	1 234	5 411
Upper secondary	—	9 520
Matriculation	—	2 272
Tertiary		
Non-degree courses	—	2 358
Degree courses	—	2 467
Total	6 012	33 485

MONTHLY INCOME FROM MAIN EMPLOYMENT (HK\$)

ACTIVITY STATUS

		Under 1,000	810
Economically active		1,000 – 1,999	597
Self-employed	1 627	2,000 – 3,999	3 628
Employers	1 558	4,000 – 5,999	5 686
Employees	18 769	6,000 – 7,999	4 087
Unpaid family workers	266	8,000 – 9,999	1 954
Unemployed persons	693	10,000 – 14,999	2 904
Economically inactive		15,000 – 19,999	936
Home-makers	3 726	20,000 – 29,999	866
Students	7 031	30,000 and over	486
Of independent means	121	Unpaid family workers	266
Retired persons	3 830	N.A. (Persons unemployed or economically inactive)	17 277
Other economically inactive	1 876		

TERTIARY PLANNING UNIT : 1.3.2

<<< STATISTICS BASED ON COMPLETE ENUMERATION >>>

OCCUPIED LIVING QUARTERS		TOTAL :	DOMESTIC HOUSEHOLDS		TOTAL :
		6 915			7 938
TYPE OF LIVING QUARTERS			HOUSEHOLD SIZE		
Permanent housing			One	1 748	
Housing Authority rental blocks			Two	1 679	
Group A			Three	1 525	
Group B			Four	1 459	
			Five	869	
Housing Society rental blocks			Six and over	658	
			<hr/>		
Housing Authority home ownership estates			ENUMERATED RESIDENTS		
			TOTAL :		
			24 929		
Private housing blocks			AGE		
				<i>Male</i>	<i>Female</i>
Self-contained			0 - 4	524	478
Non self-contained			5 - 9	676	641
Villas / Bungalows / Modern village houses			10 - 14	749	604
			15 - 19	840	767
Simple stone structures			20 - 24	892	874
			25 - 29	1 082	1 109
Institutions			30 - 34	1 153	1 183
			35 - 39	1 193	1 086
Other permanent housing			40 - 44	1 091	1 021
			45 - 49	700	562
Temporary housing			50 - 54	794	616
Roof-top structures			55 - 59	882	698
			60 - 64	821	670
Other temporary housing			65 - 69	606	594
			70 - 74	431	489
			75 and over	436	667
			Total	12 870	12 059

<<< ESTIMATES BASED ON SAMPLE ENQUIRY >>>

DOMESTIC HOUSEHOLDS		ESTIMATED TOTAL :	
		7 984	
HOUSEHOLD COMPOSITION		TENURE OF ACCOMMODATION	
One person	1 888	Owner-occupier	4 280
One unextended nuclear family	4 121	Sole tenant	1 445
One vertically extended nuclear family	921	Co-tenant	889
One horizontally extended nuclear family	119	Main tenant	266
Two or more nuclear families	288	Sub-tenant	532
Related persons forming no nuclear family	359	Rent free	204
Unrelated persons	288	Provided by employer	368
MONTHLY HOUSEHOLD INCOME (HK\$)		MONTHLY HOUSEHOLD RENT (HK\$)	
Under 2,000	370	Zero rent	4 719
2,000 - 3,999	752	Under 200	78
4,000 - 5,999	823	200 - 399	135
6,000 - 7,999	1 038	400 - 599	165
8,000 - 9,999	833	600 - 799	168
10,000 - 14,999	1 474	800 - 999	133
15,000 - 19,999	984	1,000 - 1,999	841
20,000 - 29,999	979	2,000 - 2,999	791
30,000 - 39,999	415	3,000 - 4,999	638
40,000 - 49,999	133	5,000 - 9,999	301
50,000 and over	183	10,000 and over	15

<<< ESTIMATES BASED ON SAMPLE ENQUIRY >>>

ENUMERATED RESIDENTS ESTIMATED TOTAL : 24 777

USUAL LANGUAGE / DIALECT

Cantonese	21 765
English	532
Putonghua	363
Chiu Chau	164
Hakka	22
Fukien (including Taiwanese)	155
Sze Yap	66
Shanghainese	248
Other Chinese dialects	176
Filipino	220
Japanese	-
Other languages	158
N.A. (Persons under age 5 or dumb)	908

OCCUPATION

Managers and administrators	1 564
Professionals and associate professionals	2 457
Clerks	2 493
Service workers and shop sales workers	2 309
Skilled agricultural and fishery workers	-
Craft and related workers	1 506
Plant and machine operators and assemblers	781
Elementary occupations	2 544
Armed forces and occupations not classifiable	8
N.A. (Persons unemployed or economically inactive)	11 115

MARITAL STATUS

	<i>Male</i>	<i>Female</i>
Never married	3 946	3 299
Married	6 087	5 525
Widowed	494	1 383
Divorced / Separated	134	272
N.A. (Persons under age 15)	1 999	1 638
Total	12 660	12 117

INDUSTRY

Manufacturing	1 913
Construction	620
Wholesale, retail and import / export trades, restaurants and hotels	4 419
Transport, storage and communication	843
Financing, insurance, real estate and business services	2 448
Community, social and personal services	2 955
Other industries	464
N.A. (Persons unemployed or economically inactive)	11 115

EDUCATIONAL ATTAINMENT

	<i>Under age 15</i>	<i>Age 15 and over</i>
No schooling / Kindergarten	1 159	2 227
Primary	1 892	5 206
Lower secondary	580	3 642
Upper secondary	6	5 887
Matriculation	-	1 413
Tertiary		
Non-degree courses	-	1 491
Degree courses	-	1 274
Total	3 637	21 140

MONTHLY INCOME FROM MAIN EMPLOYMENT (HK\$)

ACTIVITY STATUS

		441
Economically active		
Self-employed	1 047	336
Employers	935	2 765
Employees	11 421	3 760
Unpaid family workers	259	2 374
Unemployed persons	398	1 423
Economically inactive		
Home-makers	2 509	10,000 - 14,999
Students	4 493	15,000 - 19,999
Of independent means	119	20,000 - 29,999
Retired persons	2 469	30,000 and over
Other economically inactive	1 127	Unpaid family workers
		259
		N.A. (Persons unemployed or economically inactive)
		11 115

TERTIARY PLANNING UNIT : 1.3.3

<<< STATISTICS BASED ON COMPLETE ENUMERATION >>>

OCCUPIED LIVING QUARTERS		TOTAL :	DOMESTIC HOUSEHOLDS		TOTAL :
		5 040			6 040
TYPE OF LIVING QUARTERS			HOUSEHOLD SIZE		
Permanent housing			One	1 626	
Housing Authority rental blocks			Two	1 443	
Group A			Three	1 112	
Group B			Four	939	
Housing Society rental blocks			Five	522	
			Six and over	398	
Housing Authority home ownership estates			ENUMERATED RESIDENTS		
			TOTAL :		17 200
			AGE	Male	Female
Private housing blocks			0 - 4	393	353
Self-contained			5 - 9	382	385
Non self-contained			10 - 14	451	425
Villas / Bungalows / Modern village houses			15 - 19	529	461
Simple stone structures			20 - 24	608	611
Institutions			25 - 29	937	927
Other permanent housing			30 - 34	928	831
Temporary housing			35 - 39	805	748
Roof-top structures			40 - 44	814	636
Other temporary housing			45 - 49	494	416
			50 - 54	606	409
			55 - 59	631	440
			60 - 64	561	442
			65 - 69	405	387
			70 - 74	262	273
			75 and over	254	396
			Total	9 060	8 140

<<< ESTIMATES BASED ON SAMPLE ENQUIRY >>>

DOMESTIC HOUSEHOLDS		ESTIMATED TOTAL :	
		5 833	
HOUSEHOLD COMPOSITION		TENURE OF ACCOMMODATION	
One person	1 535	Owner-occupier	2 541
One unextended nuclear family	2 891	Sole tenant	1 394
One vertically extended nuclear family	490	Co-tenant	455
One horizontally extended nuclear family	105	Main tenant	301
Two or more nuclear families	210	Sub-tenant	728
Related persons forming no nuclear family	294	Rent free	148
Unrelated persons	308	Provided by employer	266
MONTHLY HOUSEHOLD INCOME (HK\$)		MONTHLY HOUSEHOLD RENT (HK\$)	
Under 2,000	252	Zero rent	2 927
2,000 - 3,999	484	Under 200	35
4,000 - 5,999	777	200 - 399	84
6,000 - 7,999	658	400 - 599	126
8,000 - 9,999	504	600 - 799	98
10,000 - 14,999	1 169	800 - 999	140
15,000 - 19,999	665	1,000 - 1,999	687
20,000 - 29,999	770	2,000 - 2,999	651
30,000 - 39,999	273	3,000 - 4,999	707
40,000 - 49,999	84	5,000 - 9,999	343
50,000 and over	197	10,000 and over	35

<<< ESTIMATES BASED ON SAMPLE ENQUIRY >>>

ENUMERATED RESIDENTS **ESTIMATED TOTAL: 16 833**

USUAL LANGUAGE / DIALECT

Cantonese	14 019
English	356
Putonghua	324
Chiu Chau	86
Hakka	110
Fukien (including Taiwanese)	193
Sze Yap	109
Shanghainese	223
Other Chinese dialects	80
Filipino	52
Japanese	67
Other languages	494
N.A. (Persons under age 5 or dumb)	720

OCCUPATION

Managers and administrators	1 213
Professionals and associate professionals	1 525
Clerks	1 757
Service workers and shop sales workers	1 652
Skilled agricultural and fishery workers	7
Craft and related workers	893
Plant and machine operators and assemblers	575
Elementary occupations	1 787
Armed forces and occupations not classifiable	-
N.A. (Persons unemployed or economically inactive)	7 424

MARITAL STATUS

	<i>Male</i>	<i>Female</i>
Never married	2 876	2 079
Married	4 350	3 945
Widowed	146	706
Divorced / Separated	143	254
N.A. (Persons under age 15)	1 183	1 151
Total	8 698	8 135

INDUSTRY

Manufacturing	1 197
Construction	586
Wholesale, retail and import / export trades, restaurants and hotels	3 303
Transport, storage and communication	686
Financing, insurance, real estate and business services	1 315
Community, social and personal services	2 166
Other industries	156
N.A. (Persons unemployed or economically inactive)	7 424

EDUCATIONAL ATTAINMENT

	<i>Under age 15</i>	<i>Age 15 and over</i>
No schooling / Kindergarten	874	1 509
Primary	1 048	3 422
Lower secondary	412	2 554
Upper secondary	-	4 195
Matriculation	-	910
Tertiary		
Non-degree courses	-	756
Degree courses	-	1 153
Total	2 334	14 499

ACTIVITY STATUS

Economically active	
Self-employed	584
Employers	707
Employees	7 959
Unpaid family workers	159
Unemployed persons	282
Economically inactive	
Home-makers	1 684
Students	2 678
Of independent means	94
Retired persons	1 778
Other economically inactive	908

MONTHLY INCOME FROM MAIN EMPLOYMENT (HK\$)

Under 1,000	346
1,000 - 1,999	232
2,000 - 3,999	1 701
4,000 - 5,999	2 474
6,000 - 7,999	1 679
8,000 - 9,999	838
10,000 - 14,999	1 099
15,000 - 19,999	438
20,000 - 29,999	248
30,000 and over	195
Unpaid family workers	159
N.A. (Persons unemployed or economically inactive)	7 424

TERTIARY PLANNING UNIT : 1.3.4, 1.3.5

<<< STATISTICS BASED ON COMPLETE ENUMERATION >>>

OCCUPIED LIVING QUARTERS TOTAL :		918		DOMESTIC HOUSEHOLDS TOTAL :		736	
TYPE OF LIVING QUARTERS				HOUSEHOLD SIZE			
Permanent housing				One			375
Housing Authority rental blocks				Two			217
Group A	-			Three			67
Group B	-			Four			46
Housing Society rental blocks	-			Five			21
				Six and over			10
Housing Authority home ownership estates	-			ENUMERATED RESIDENTS TOTAL : 1 664			
Private housing blocks				AGE		Male	Female
Self-contained	909			0 - 4		34	31
Non self-contained	-			5 - 9		30	23
Villas / Bungalows / Modern village houses	-			10 - 14		16	18
Simple stone structures	-			15 - 19		23	16
Institutions	-			20 - 24		34	40
Other permanent housing	4			25 - 29		154	139
Temporary housing				30 - 34		147	97
Roof-top structures	-			35 - 39		127	88
Other temporary housing	5			40 - 44		107	61
				45 - 49		94	45
				50 - 54		94	41
				55 - 59		69	27
				60 - 64		30	24
				65 - 69		16	8
				70 - 74		9	7
				75 and over		7	8
				Total		991	673

<<< ESTIMATES BASED ON SAMPLE ENQUIRY >>>

DOMESTIC HOUSEHOLDS		ESTIMATED TOTAL :		889	
HOUSEHOLD COMPOSITION			TENURE OF ACCOMMODATION		
One person	469	Owner-occupier			182
One unextended nuclear family	231	Sole tenant			224
One vertically extended nuclear family	21	Co-tenant			14
One horizontally extended nuclear family	-	Main tenant			-
Two or more nuclear families	7	Sub-tenant			-
Related persons forming no nuclear family	14	Rent free			56
Unrelated persons	147	Provided by employer			413
MONTHLY HOUSEHOLD INCOME (HK\$)			MONTHLY HOUSEHOLD RENT (HK\$)		
Under 2,000	7	Zero rent			567
2,000 - 3,999	7	Under 200			-
4,000 - 5,999	56	200 - 399			-
6,000 - 7,999	21	400 - 599			21
8,000 - 9,999	98	600 - 799			7
10,000 - 14,999	119	800 - 999			-
15,000 - 19,999	147	1,000 - 1,999			-
20,000 - 29,999	105	2,000 - 2,999			56
30,000 - 39,999	84	3,000 - 4,999			21
40,000 - 49,999	63	5,000 - 9,999			119
50,000 and over	182	10,000 and over			98

<<<

ESTIMATES BASED ON SAMPLE ENQUIRY

>>>

ENUMERATED RESIDENTS

ESTIMATED TOTAL : 1 674

USUAL LANGUAGE / DIALECT

Cantonese	603
English	376
Putonghua	466
Chiu Chau	7
Hakka	7
Fukien (including Taiwanese)	-
Sze Yap	-
Shanghainese	15
Other Chinese dialects	8
Filipino	15
Japanese	29
Other languages	51
N.A. (Persons under age 5 or dumb)	97

OCCUPATION

Managers and administrators	606
Professionals and associate professionals	366
Clerks	147
Service workers and shop sales workers	67
Skilled agricultural and fishery workers	-
Craft and related workers	7
Plant and machine operators and assemblers	-
Elementary occupations	87
Armed forces and occupations not classifiable	-
N.A. (Persons unemployed or economically inactive)	394

MARITAL STATUS

	Male	Female
Never married	272	140
Married	678	334
Widowed	22	14
Divorced / Separated	15	22
N.A. (Persons under age 15)	84	93
Total	1 071	603

EDUCATIONAL ATTAINMENT

	Under age 15	Age 15 and over
No schooling / Kindergarten	89	30
Primary	69	38
Lower secondary	19	64
Upper secondary	-	260
Matriculation	-	128
Tertiary		
Non-degree courses	-	22
Degree courses	-	955
Total	177	1 497

ACTIVITY STATUS

Economically active	
Self-employed	14
Employers	203
Employees	1 063
Unpaid family workers	-
Unemployed persons	-
Economically inactive	
Home-makers	105
Students	192
Of independent means	-
Retired persons	36
Other economically inactive	61

INDUSTRY

Manufacturing	101
Construction	30
Wholesale, retail and import / export trades, restaurants and hotels	539
Transport, storage and communication	83
Financing, insurance, real estate and business services	261
Community, social and personal services	208
Other industries	58
N.A. (Persons unemployed or economically inactive)	394

MONTHLY INCOME FROM MAIN EMPLOYMENT (HK\$)

Under 1,000	21
1,000 - 1,999	-
2,000 - 3,999	130
4,000 - 5,999	194
6,000 - 7,999	157
8,000 - 9,999	113
10,000 - 14,999	173
15,000 - 19,999	139
20,000 - 29,999	127
30,000 and over	226
Unpaid family workers	-
N.A. (Persons unemployed or economically inactive)	394

TERTIARY PLANNING UNIT : 1.4.0

<<< STATISTICS BASED ON COMPLETE ENUMERATION >>>

OCCUPIED LIVING QUARTERS TOTAL : 2 042		DOMESTIC HOUSEHOLDS TOTAL : 2 038	
TYPE OF LIVING QUARTERS		HOUSEHOLD SIZE	
Permanent housing		One	358
Housing Authority rental blocks		Two	449
Group A	-	Three	371
Group B	-	Four	396
Housing Society rental blocks	-	Five	252
		Six and over	212
Housing Authority home ownership estates	-	ENUMERATED RESIDENTS TOTAL : 6 661	
Private housing blocks		AGE	Male Female
Self-contained	1 917	0 - 4	245 250
Non self-contained	-	5 - 9	236 210
Villas / Bungalows / Modern village houses	57	10 - 14	217 191
Simple stone structures	5	15 - 19	91 107
Institutions	9	20 - 24	57 182
Other permanent housing	23	25 - 29	210 439
Roof-top structures	1	30 - 34	314 576
Other temporary housing	30	35 - 39	344 554
		40 - 44	395 397
		45 - 49	193 183
		50 - 54	161 136
		55 - 59	123 118
		60 - 64	108 138
		65 - 69	92 99
		70 - 74	67 79
		75 and over	61 88
		Total	2 914 3 747

<<< ESTIMATES BASED ON SAMPLE ENQUIRY >>>

DOMESTIC HOUSEHOLDS		ESTIMATED TOTAL : 1 875	
HOUSEHOLD COMPOSITION		TENURE OF ACCOMMODATION	
One person	414	Owner-occupier	1 128
One unextended nuclear family	1 063	Sole tenant	279
One vertically extended nuclear family	140	Co-tenant	-
One horizontally extended nuclear family	34	Main tenant	6
Two or more nuclear families	85	Sub-tenant	13
Related persons forming no nuclear family	21	Rent free	-
Unrelated persons	118	Provided by employer	449
MONTHLY HOUSEHOLD INCOME (HK\$)		MONTHLY HOUSEHOLD RENT (HK\$)	
Under 2,000	51	Zero rent	1 408
2,000 - 3,999	49	Under 200	-
4,000 - 5,999	26	200 - 399	6
6,000 - 7,999	28	400 - 599	-
8,000 - 9,999	35	600 - 799	7
10,000 - 14,999	63	800 - 999	-
15,000 - 19,999	84	1,000 - 1,999	112
20,000 - 29,999	281	2,000 - 2,999	29
30,000 - 39,999	315	3,000 - 4,999	55
40,000 - 49,999	195	5,000 - 9,999	21
50,000 and over	748	10,000 and over	237

<<< ESTIMATES BASED ON SAMPLE ENQUIRY >>>

ENUMERATED RESIDENTS ESTIMATED TOTAL : 6 220

USUAL LANGUAGE / DIALECT

Cantonese	3 414
English	1 713
Putonghua	21
Chiu Chau	45
Hakka	-
Fukien (including Taiwanese)	14
Sze Yap	8
Shanghainese	86
Other Chinese dialects	-
Filipino	22
Japanese	290
Other languages	224
N.A. (Persons under age 5 or dumb)	383

OCCUPATION

Managers and administrators	1 169
Professionals and associate professionals	1 009
Clerks	236
Service workers and shop sales workers	73
Skilled agricultural and fishery workers	-
Craft and related workers	50
Plant and machine operators and assemblers	16
Elementary occupations	841
Armed forces and occupations not classifiable	-
N.A. (Persons unemployed or economically inactive)	2 826

MARITAL STATUS

	<i>Male</i>	<i>Female</i>
Never married	507	885
Married	1 541	1 815
Widowed	30	156
Divorced / Separated	44	75
N.A. (Persons under age 15)	569	598
Total	2 691	3 529

INDUSTRY

Manufacturing	191
Construction	80
Wholesale, retail and import / export trades, restaurants and hotels	580
Transport, storage and communication	169
Financing, insurance, real estate and business services	1 038
Community, social and personal services	1 316
Other industries	20
N.A. (Persons unemployed or economically inactive)	2 826

EDUCATIONAL ATTAINMENT

	<i>Under age 15</i>	<i>Age 15 and over</i>
No schooling / Kindergarten	504	199
Primary	465	369
Lower secondary	198	277
Upper secondary	-	1 295
Matriculation	-	619
Tertiary		
Non-degree courses	-	411
Degree courses	-	1 883
Total	1 167	5 053

MONTHLY INCOME FROM MAIN EMPLOYMENT (HK\$)

ACTIVITY STATUS

Economically active		
Self-employed	136	804
Employers	608	132
Employees	2 636	198
Unpaid family workers	14	77
Unemployed persons	91	297
Economically inactive		
Home-makers	719	415
Students	1 112	1 124
Of independent means	7	14
Retired persons	527	2 826
Other economically inactive	370	

Under 1,000	98
1,000 - 1,999	24
2,000 - 3,999	804
4,000 - 5,999	132
6,000 - 7,999	198
8,000 - 9,999	77
10,000 - 14,999	297
15,000 - 19,999	211
20,000 - 29,999	415
30,000 and over	1 124
Unpaid family workers	14
N.A. (Persons unemployed or economically inactive)	2 826

TERTIARY PLANNING UNIT : 1.4.1

<<< STATISTICS BASED ON COMPLETE ENUMERATION >>>

OCCUPIED LIVING QUARTERS TOTAL :		5 277		DOMESTIC HOUSEHOLDS TOTAL :		5 292	
TYPE OF LIVING QUARTERS				HOUSEHOLD SIZE			
Permanent housing				One			998
Housing Authority rental blocks				Two			1 259
Group A	—			Three			894
Group B	—			Four			985
Housing Society rental blocks	—			Five			657
Housing Authority home ownership estates	—			Six and over			499
Private housing blocks				<hr/>			
Self-contained	4 403			ENUMERATED RESIDENTS		TOTAL :	
Non self-contained	—					16 855	
Villas / Bungalows / Modern village houses	12			<hr/>			
Simple stone structures	2			AGE		Male	Female
Institutions	71			0 - 4		497	502
Other permanent housing	789			5 - 9		486	521
Temporary housing				10 - 14		506	534
Roof-top structures	—			15 - 19		394	382
Other temporary housing	—			20 - 24		775	733
				25 - 29		529	1 087
				30 - 34		734	1 283
				35 - 39		821	1 135
				40 - 44		760	853
				45 - 49		399	458
				50 - 54		397	399
				55 - 59		298	317
				60 - 64		269	327
				65 - 69		224	305
				70 - 74		137	252
				75 and over		190	351
				Total		7 416	9 439

<<< ESTIMATES BASED ON SAMPLE ENQUIRY >>>

DOMESTIC HOUSEHOLDS		ESTIMATED TOTAL :	
		5 525	
HOUSEHOLD COMPOSITION		TENURE OF ACCOMMODATION	
One person	1 194	Owner-occupier	3 200
One unextended nuclear family	2 859	Sole tenant	1 679
One vertically extended nuclear family	484	Co-tenant	99
One horizontally extended nuclear family	39	Main tenant	7
Two or more nuclear families	250	Sub-tenant	8
Related persons forming no nuclear family	156	Rent free	133
Unrelated persons	543	Provided by employer	399
MONTHLY HOUSEHOLD INCOME (HK\$)		MONTHLY HOUSEHOLD RENT (HK\$)	
Under 2,000	255	Zero rent	3 459
2,000 - 3,999	345	Under 200	6
4,000 - 5,999	270	200 - 399	59
6,000 - 7,999	131	400 - 599	197
8,000 - 9,999	295	600 - 799	266
10,000 - 14,999	312	800 - 999	148
15,000 - 19,999	404	1,000 - 1,999	189
20,000 - 29,999	722	2,000 - 2,999	89
30,000 - 39,999	712	3,000 - 4,999	93
40,000 - 49,999	465	5,000 - 9,999	185
50,000 and over	1 614	10,000 and over	834

<<< ESTIMATES BASED ON SAMPLE ENQUIRY >>>

ENUMERATED RESIDENTS ESTIMATED TOTAL: 17 674

USUAL LANGUAGE / DIALECT

Cantonese	12 299
English	3 325
Putonghua	187
Chiu Chau	180
Hakka	7
Fukien (including Taiwanese)	77
Sze Yap	-
Shanghainese	133
Other Chinese dialects	16
Filipino	16
Japanese	72
Other languages	317
N.A. (Persons under age 5 or dumb)	1 045

OCCUPATION

Managers and administrators	2 692
Professionals and associate professionals	3 009
Clerks	1 044
Service workers and shop sales workers	507
Skilled agricultural and fishery workers	-
Craft and related workers	105
Plant and machine operators and assemblers	76
Elementary occupations	1 982
Armed forces and occupations not classifiable	82
N.A. (Persons unemployed or economically inactive)	8 177

MARITAL STATUS

	<i>Male</i>	<i>Female</i>
Never married	2 267	2 892
Married	3 875	4 585
Widowed	103	489
Divorced / Separated	70	141
N.A. (Persons under age 15)	1 463	1 789
Total	7 778	9 896

EDUCATIONAL ATTAINMENT

	<i>Under age 15</i>	<i>Age 15 and over</i>
No schooling / Kindergarten	1 258	554
Primary	1 373	1 032
Lower secondary	588	998
Upper secondary	33	4 028
Matriculation	-	1 509
Tertiary		
Non-degree courses	-	1 401
Degree courses	-	4 900
Total	3 252	14 422

INDUSTRY

Manufacturing	804
Construction	160
Wholesale, retail and import / export trades, restaurants and hotels	1 942
Transport, storage and communication	399
Financing, insurance, real estate and business services	2 010
Community, social and personal services	4 045
Other industries	137
N.A. (Persons unemployed or economically inactive)	8 177

ACTIVITY STATUS

Economically active	
Self-employed	668
Employers	1 301
Employees	7 387
Unpaid family workers	141
Unemployed persons	215
Economically inactive	
Home-makers	1 818
Students	4 050
Of independent means	78
Retired persons	1 306
Other economically inactive	710

MONTHLY INCOME FROM MAIN EMPLOYMENT (HK\$)

Under 1,000	276
1,000 - 1,999	258
2,000 - 3,999	2 038
4,000 - 5,999	626
6,000 - 7,999	682
8,000 - 9,999	673
10,000 - 14,999	900
15,000 - 19,999	833
20,000 - 29,999	1 067
30,000 and over	2 003
Unpaid family workers	141
N.A. (Persons unemployed or economically inactive)	8 177

TERTIARY PLANNING UNIT : 1.4.2

<<< STATISTICS BASED ON COMPLETE ENUMERATION >>>

OCCUPIED LIVING QUARTERS TOTAL : 7 435		DOMESTIC HOUSEHOLDS TOTAL : 7 345		
TYPE OF LIVING QUARTERS		HOUSEHOLD SIZE		
Permanent housing		One	1 524	
Housing Authority rental blocks		Two	1 789	
Group A	-	Three	1 370	
Group B	-	Four	1 244	
Housing Society rental blocks	-	Five	827	
Housing Authority home ownership estates	-	Six and over	591	
Private housing blocks		ENUMERATED RESIDENTS TOTAL : 22 843		
Self-contained	6 810	AGE	<i>Male</i>	<i>Female</i>
Non self-contained	-	0 - 4	657	636
Villas / Bungalows / Modern village houses	-	5 - 9	618	661
Simple stone structures	5	10 - 14	657	576
Institutions	95	15 - 19	464	478
Other permanent housing	516	20 - 24	430	773
Temporary housing		25 - 29	897	1 581
Roof-top structures	2	30 - 34	1 149	1 825
Other temporary housing	7	35 - 39	1 087	1 497
		40 - 44	1 033	1 261
		45 - 49	602	633
		50 - 54	584	572
		55 - 59	540	538
		60 - 64	415	520
		65 - 69	340	463
		70 - 74	244	358
		75 and over	317	437
		Total	10 034	12 809

<<< ESTIMATES BASED ON SAMPLE ENQUIRY >>>

DOMESTIC HOUSEHOLDS		ESTIMATED TOTAL : 7 341	
HOUSEHOLD COMPOSITION		TENURE OF ACCOMMODATION	
One person	1 492	Owner-occupier	4 587
One unextended nuclear family	4 313	Sole tenant	1 483
One vertically extended nuclear family	564	Co-tenant	94
One horizontally extended nuclear family	118	Main tenant	7
Two or more nuclear families	240	Sub-tenant	-
Related persons forming no nuclear family	122	Rent free	87
Unrelated persons	492	Provided by employer	1 083
MONTHLY HOUSEHOLD INCOME (HK\$)		MONTHLY HOUSEHOLD RENT (HK\$)	
Under 2,000	185	Zero rent	5 211
2,000 - 3,999	329	Under 200	23
4,000 - 5,999	176	200 - 399	8
6,000 - 7,999	216	400 - 599	118
8,000 - 9,999	236	600 - 799	83
10,000 - 14,999	512	800 - 999	36
15,000 - 19,999	680	1,000 - 1,999	166
20,000 - 29,999	1 170	2,000 - 2,999	187
30,000 - 39,999	879	3,000 - 4,999	329
40,000 - 49,999	771	5,000 - 9,999	354
50,000 and over	2 187	10,000 and over	826

<<<

ESTIMATES BASED ON SAMPLE ENQUIRY

>>>

ENUMERATED RESIDENTS

ESTIMATED TOTAL: 23 101

USUAL LANGUAGE / DIALECT

Cantonese	15 167
English	4 959
Putonghua	132
Chiu Chau	66
Hakka	31
Fukien (including Taiwanese)	15
Sze Yap	29
Shanghainese	183
Other Chinese dialects	23
Filipino	133
Japanese	156
Other languages	1 012
N.A. (Persons under age 5 or dumb)	1 195

OCCUPATION

Managers and administrators	3 883
Professionals and associate professionals	4 232
Clerks	1 542
Service workers and shop sales workers	672
Skilled agricultural and fishery workers	7
Craft and related workers	186
Plant and machine operators and assemblers	112
Elementary occupations	2 518
Armed forces and occupations not classifiable	-
N.A. (Persons unemployed or economically inactive)	9 949

MARITAL STATUS

	Male	Female
Never married	2 447	3 615
Married	5 288	6 439
Widowed	98	787
Divorced / Separated	108	290
N.A. (Persons under age 15)	2 124	1 905
Total	10 065	13 036

EDUCATIONAL ATTAINMENT

	Under age 15	Age 15 and over
No schooling / Kindergarten	1 394	950
Primary	1 865	1 181
Lower secondary	734	1 212
Upper secondary	36	5 939
Matriculation	-	1 969
Tertiary		
Non-degree courses	-	1 832
Degree courses	-	5 989
Total	4 029	19 072

ACTIVITY STATUS

Economically active	
Self-employed	844
Employers	1 553
Employees	10 648
Unpaid family workers	107
Unemployed persons	176
Economically inactive	
Home-makers	2 670
Students	4 369
Of independent means	46
Retired persons	1 669
Other economically inactive	1 019

INDUSTRY

Manufacturing	1 509
Construction	149
Wholesale, retail and import / export trades, restaurants and hotels	2 187
Transport, storage and communication	592
Financing, insurance, real estate and business services	3 361
Community, social and personal services	5 221
Other industries	133
N.A. (Persons unemployed or economically inactive)	9 949

MONTHLY INCOME FROM MAIN EMPLOYMENT (HK\$)

Under 1,000	315
1,000 - 1,999	120
2,000 - 3,999	2 577
4,000 - 5,999	993
6,000 - 7,999	928
8,000 - 9,999	992
10,000 - 14,999	1 908
15,000 - 19,999	971
20,000 - 29,999	1 399
30,000 and over	2 842
Unpaid family workers	107
N.A. (Persons unemployed or economically inactive)	9 949

TERTIARY PLANNING UNIT : 1.4.3

<<< STATISTICS BASED ON COMPLETE ENUMERATION >>>

OCCUPIED LIVING QUARTERS		TOTAL :	DOMESTIC HOUSEHOLDS		TOTAL :
		2 473			2 482
TYPE OF LIVING QUARTERS			HOUSEHOLD SIZE		
Permanent housing			One	445	
Housing Authority rental blocks			Two	540	
Group A			Three	463	
Group B			Four	397	
Housing Society rental blocks			Five	314	
			Six and over	323	
Housing Authority home ownership estates			ENUMERATED RESIDENTS		
					TOTAL :
					8 369
			AGE	Male	Female
Private housing blocks			0 - 4	257	241
Self-contained			5 - 9	256	272
Non self-contained			10 - 14	214	254
Villas / Bungalows / Modern village houses			15 - 19	137	152
Simple stone structures			20 - 24	112	214
Institutions			25 - 29	222	573
Other permanent housing			30 - 34	282	678
			35 - 39	355	629
			40 - 44	394	636
			45 - 49	309	332
			50 - 54	231	258
			55 - 59	154	168
			60 - 64	138	198
			65 - 69	98	165
			70 - 74	73	131
			75 and over	90	146
			Total	3 322	5 047

<<< ESTIMATES BASED ON SAMPLE ENQUIRY >>>

DOMESTIC HOUSEHOLDS		ESTIMATED TOTAL :	
		2 440	
HOUSEHOLD COMPOSITION		TENURE OF ACCOMMODATION	
One person	370	Owner-occupier	971
One unextended nuclear family	1 528	Sole tenant	632
One vertically extended nuclear family	68	Co-tenant	-
One horizontally extended nuclear family	52	Main tenant	-
Two or more nuclear families	83	Sub-tenant	-
Related persons forming no nuclear family	15	Rent free	68
Unrelated persons	324	Provided by employer	769
MONTHLY HOUSEHOLD INCOME (HK\$)		MONTHLY HOUSEHOLD RENT (HK\$)	
Under 2,000	7	Zero rent	1 439
2,000 - 3,999	161	Under 200	7
4,000 - 5,999	70	200 - 399	-
6,000 - 7,999	58	400 - 599	-
8,000 - 9,999	40	600 - 799	-
10,000 - 14,999	70	800 - 999	-
15,000 - 19,999	59	1,000 - 1,999	180
20,000 - 29,999	175	2,000 - 2,999	37
30,000 - 39,999	159	3,000 - 4,999	107
40,000 - 49,999	169	5,000 - 9,999	127
50,000 and over	1 472	10,000 and over	543

<<< ESTIMATES BASED ON SAMPLE ENQUIRY >>>

ENUMERATED RESIDENTS

ESTIMATED TOTAL :

8 136

USUAL LANGUAGE / DIALECT

Cantonese	3 232
English	3 638
Putonghua	93
Chiu Chau	103
Hakka	-
Fukien (including Taiwanese)	8
Sze Yap	-
Shanghaiense	91
Other Chinese dialects	-
Filipino	120
Japanese	52
Other languages	362
N.A. (Persons under age 5 or dumb)	437

OCCUPATION

Managers and administrators	1 764
Professionals and associate professionals	1 164
Clerks	203
Service workers and shop sales workers	111
Skilled agricultural and fishery workers	-
Craft and related workers	47
Plant and machine operators and assemblers	15
Elementary occupations	1 855
Armed forces and occupations not classifiable	-
N.A. (Persons unemployed or economically inactive)	2 977

MARITAL STATUS

	<i>Male</i>	<i>Female</i>
Never married	610	1 590
Married	1 927	2 473
Widowed	39	149
Divorced / Separated	30	59
N.A. (Persons under age 15)	636	623
Total	3 242	4 894

INDUSTRY

Manufacturing	452
Construction	122
Wholesale, retail and import / export trades, restaurants and hotels	734
Transport, storage and communication	141
Financing, insurance, real estate and business services	1 114
Community, social and personal services	2 507
Other industries	89
N.A. (Persons unemployed or economically inactive)	2 977

EDUCATIONAL ATTAINMENT

	<i>Under age 15</i>	<i>Age 15 and over</i>
No schooling / Kindergarten	483	364
Primary	554	385
Lower secondary	222	338
Upper secondary	-	1 423
Matriculation	-	1 040
Tertiary		
Non-degree courses	-	333
Degree courses	-	2 994
Total	1 259	6 877

ACTIVITY STATUS

Economically active	
Self-employed	251
Employers	835
Employees	4 059
Unpaid family workers	14
Unemployed persons	105
Economically inactive	
Home-makers	832
Students	1 272
Of independent means	15
Retired persons	427
Other economically inactive	326

MONTHLY INCOME FROM MAIN EMPLOYMENT (HK\$)

Under 1,000	264
1,000 - 1,999	54
2,000 - 3,999	1 717
4,000 - 5,999	318
6,000 - 7,999	118
8,000 - 9,999	100
10,000 - 14,999	317
15,000 - 19,999	160
20,000 - 29,999	310
30,000 and over	1 787
Unpaid family workers	14
N.A. (Persons unemployed or economically inactive)	2 977

TERTIARY PLANNING UNIT : 1.4.4

<<< STATISTICS BASED ON COMPLETE ENUMERATION >>>

OCCUPIED LIVING QUARTERS		TOTAL :	DOMESTIC HOUSEHOLDS		TOTAL :
		9 883			9 915
TYPE OF LIVING QUARTERS			HOUSEHOLD SIZE		
Permanent housing			One	2 044	
Housing Authority rental blocks			Two	2 396	
Group A	-		Three	1 834	
Group B	-		Four	1 764	
Housing Society rental blocks			Five	1 067	
			Six and over	810	
Housing Authority home ownership estates					
Private housing blocks			ENUMERATED RESIDENTS		
			TOTAL :		
			31 069		
			AGE	Male	Female
			0 - 4	931	853
Self-contained			5 - 9	939	918
Non self-contained			10 - 14	838	899
			15 - 19	597	679
Villas / Bungalows / Modern village houses			20 - 24	566	930
			25 - 29	1 171	1 927
Simple stone structures			30 - 34	1 441	2 164
			35 - 39	1 487	1 950
Institutions			40 - 44	1 468	1 626
			45 - 49	769	778
Other permanent housing			50 - 54	778	816
			55 - 59	786	771
Temporary housing			60 - 64	622	749
Roof-top structures			65 - 69	538	702
			70 - 74	399	604
Other temporary housing			75 and over	521	852
			Total	13 851	17 218

<<< ESTIMATES BASED ON SAMPLE ENQUIRY >>>

DOMESTIC HOUSEHOLDS		ESTIMATED TOTAL :	
		10 247	
HOUSEHOLD COMPOSITION		TENURE OF ACCOMMODATION	
One person	2 120	Owner-occupier	5 935
One unextended nuclear family	5 611	Sole tenant	2 431
One vertically extended nuclear family	736	Co-tenant	153
One horizontally extended nuclear family	207	Main tenant	60
Two or more nuclear families	587	Sub-tenant	183
Related persons forming no nuclear family	276	Rent free	59
Unrelated persons	710	Provided by employer	1 426
MONTHLY HOUSEHOLD INCOME (HK\$)		MONTHLY HOUSEHOLD RENT (HK\$)	
Under 2,000	182	Zero rent	6 966
2,000 - 3,999	517	Under 200	7
4,000 - 5,999	456	200 - 399	39
6,000 - 7,999	346	400 - 599	43
8,000 - 9,999	423	600 - 799	67
10,000 - 14,999	1 016	800 - 999	53
15,000 - 19,999	955	1,000 - 1,999	284
20,000 - 29,999	1 674	2,000 - 2,999	332
30,000 - 39,999	1 234	3,000 - 4,999	357
40,000 - 49,999	1 010	5,000 - 9,999	947
50,000 and over	2 434	10,000 and over	1 152

<<< ESTIMATES BASED ON SAMPLE ENQUIRY >>>

ENUMERATED RESIDENTS ESTIMATED TOTAL : 31 765

USUAL LANGUAGE / DIALECT

Cantonese	21 870
English	4 313
Putonghua	500
Chiu Chau	259
Hakka	44
Fukien (including Taiwanese)	233
Sze Yap	57
Shanghainese	503
Other Chinese dialects	116
Filipino	140
Japanese	1 196
Other languages	654
N.A. (Persons under age 5 or dumb)	1 880

OCCUPATION

Managers and administrators	4 995
Professionals and associate professionals	4 840
Clerks	2 082
Service workers and shop sales workers	1 191
Skilled agricultural and fishery workers	-
Craft and related workers	421
Plant and machine operators and assemblers	370
Elementary occupations	3 203
Armed forces and occupations not classifiable	84
N.A. (Persons unemployed or economically inactive)	14 579

MARITAL STATUS

	<i>Male</i>	<i>Female</i>
Never married	3 570	4 395
Married	7 942	8 633
Widowed	203	1 124
Divorced / Separated	141	339
N.A. (Persons under age 15)	2 558	2 860
Total	14 414	17 351

EDUCATIONAL ATTAINMENT

	<i>Under age 15</i>	<i>Age 15 and over</i>
No schooling / Kindergarten	2 298	1 634
Primary	2 069	2 760
Lower secondary	1 010	2 416
Upper secondary	41	8 017
Matriculation	-	2 648
Tertiary		
Non-degree courses	-	2 201
Degree courses	-	6 671
Total	5 418	26 347

INDUSTRY

Manufacturing	1 548
Construction	417
Wholesale, retail and import / export trades, restaurants and hotels	3 722
Transport, storage and communication	903
Financing, insurance, real estate and business services	4 216
Community, social and personal services	6 213
Other industries	167
N.A. (Persons unemployed or economically inactive)	14 579

ACTIVITY STATUS

Economically active	
Self-employed	1 024
Employers	2 438
Employees	13 544
Unpaid family workers	180
Unemployed persons	393
Economically inactive	
Home-makers	3 695
Students	5 655
Of independent means	248
Retired persons	3 319
Other economically inactive	1 269

MONTHLY INCOME FROM MAIN EMPLOYMENT (HK\$)

Under 1,000	373
1,000 - 1,999	173
2,000 - 3,999	3 339
4,000 - 5,999	1 917
6,000 - 7,999	1 321
8,000 - 9,999	1 087
10,000 - 14,999	2 362
15,000 - 19,999	1 366
20,000 - 29,999	1 842
30,000 and over	3 226
Unpaid family workers	180
N.A. (Persons unemployed or economically inactive)	14 579

TERTIARY PLANNING UNIT : 1.4.5

<<< STATISTICS BASED ON COMPLETE ENUMERATION >>>

OCCUPIED LIVING QUARTERS TOTAL : 3 180		DOMESTIC HOUSEHOLDS TOTAL : 3 178	
TYPE OF LIVING QUARTERS		HOUSEHOLD SIZE	
Permanent housing		One	526
Housing Authority rental blocks		Two	725
Group A	-	Three	660
Group B	-	Four	608
Housing Society rental blocks	-	Five	367
		Six and over	292
Housing Authority home ownership estates	-	ENUMERATED RESIDENTS TOTAL : 10 590	
Private housing blocks		AGE	Male Female
Self-contained	2 825	0 - 4	324 265
Non self-contained	-	5 - 9	311 281
Villas / Bungalows / Modern village houses	-	10 - 14	267 305
Simple stone structures	2	15 - 19	248 245
Institutions	48	20 - 24	250 366
Other permanent housing	59	25 - 29	393 604
Temporary housing		30 - 34	570 742
Roof-top structures	16	35 - 39	438 582
Other temporary housing	230	40 - 44	436 506
		45 - 49	257 261
		50 - 54	301 284
		55 - 59	253 268
		60 - 64	237 282
		65 - 69	208 261
		70 - 74	148 214
		75 and over	180 303
		Total	4 821 5 769

<<< ESTIMATES BASED ON SAMPLE ENQUIRY >>>

DOMESTIC HOUSEHOLDS		ESTIMATED TOTAL : 3 212	
HOUSEHOLD COMPOSITION		TENURE OF ACCOMMODATION	
One person	553	Owner-occupier	2 021
One unextended nuclear family	1 854	Sole tenant	695
One vertically extended nuclear family	324	Co-tenant	42
One horizontally extended nuclear family	74	Main tenant	28
Two or more nuclear families	106	Sub-tenant	86
Related persons forming no nuclear family	126	Rent free	30
Unrelated persons	175	Provided by employer	310
MONTHLY HOUSEHOLD INCOME (HK\$)		MONTHLY HOUSEHOLD RENT (HK\$)	
Under 2,000	94	Zero rent	2 324
2,000 - 3,999	190	Under 200	52
4,000 - 5,999	243	200 - 399	7
6,000 - 7,999	266	400 - 599	15
8,000 - 9,999	154	600 - 799	23
10,000 - 14,999	423	800 - 999	58
15,000 - 19,999	250	1,000 - 1,999	214
20,000 - 29,999	403	2,000 - 2,999	148
30,000 - 39,999	335	3,000 - 4,999	111
40,000 - 49,999	216	5,000 - 9,999	57
50,000 and over	638	10,000 and over	203

<<< ESTIMATES BASED ON SAMPLE ENQUIRY >>>

ENUMERATED RESIDENTS ESTIMATED TOTAL : 10 259

USUAL LANGUAGE / DIALECT

Cantonese	7 691
English	973
Putonghua	150
Chiu Chau	103
Hakka	7
Fukien (including Taiwanese)	125
Sze Yap	8
Shanghainese	152
Other Chinese dialects	27
Filipino	54
Japanese	295
Other languages	37
N.A. (Persons under age 5 or dumb)	637

OCCUPATION

Managers and administrators	1 330
Professionals and associate professionals	1 294
Clerks	685
Service workers and shop sales workers	292
Skilled agricultural and fishery workers	-
Craft and related workers	356
Plant and machine operators and assemblers	257
Elementary occupations	1 267
Armed forces and occupations not classifiable	-
N.A. (Persons unemployed or economically inactive)	4 778

MARITAL STATUS

	<i>Male</i>	<i>Female</i>
Never married	1 201	1 497
Married	2 556	2 931
Widowed	69	303
Divorced / Separated	38	95
N.A. (Persons under age 15)	867	702
Total	4 731	5 528

INDUSTRY

Manufacturing	738
Construction	201
Wholesale, retail and import / export trades, restaurants and hotels	974
Transport, storage and communication	361
Financing, insurance, real estate and business services	1 160
Community, social and personal services	2 003
Other industries	44
N.A. (Persons unemployed or economically inactive)	4 778

EDUCATIONAL ATTAINMENT

	<i>Under age 15</i>	<i>Age 15 and over</i>
No schooling / Kindergarten	752	1 078
Primary	590	1 003
Lower secondary	221	820
Upper secondary	6	2 689
Matriculation	-	614
Tertiary		
Non-degree courses	-	951
Degree courses	-	1 535
Total	1 569	8 690

ACTIVITY STATUS

Economically active	
Self-employed	216
Employers	856
Employees	4 379
Unpaid family workers	30
Unemployed persons	102
Economically inactive	
Home-makers	1 199
Students	1 572
Of independent means	242
Retired persons	812
Other economically inactive	851

MONTHLY INCOME FROM MAIN EMPLOYMENT (HK\$)

Under 1,000	215
1,000 - 1,999	107
2,000 - 3,999	1 177
4,000 - 5,999	940
6,000 - 7,999	621
8,000 - 9,999	313
10,000 - 14,999	587
15,000 - 19,999	349
20,000 - 29,999	459
30,000 and over	683
Unpaid family workers	30
N.A. (Persons unemployed or economically inactive)	4 778

TERTIARY PLANNING UNIT : 1.4.6, 1.4.7

<<< STATISTICS BASED ON COMPLETE ENUMERATION >>>

OCCUPIED LIVING QUARTERS	TOTAL :	7 198	DOMESTIC HOUSEHOLDS	TOTAL :	8 102
TYPE OF LIVING QUARTERS			HOUSEHOLD SIZE		
Permanent housing			One		1 907
Housing Authority rental blocks			Two		1 867
Group A	-		Three		1 525
Group B	-		Four		1 344
Housing Society rental blocks	-		Five		792
			Six and over		667
Housing Authority home ownership estates	-		ENUMERATED RESIDENTS		
Private housing blocks			TOTAL : 24 651		
Self-contained	6 958		AGE	Male	Female
Non self-contained	-		0 - 4	480	447
Villas / Bungalows / Modern village houses	-		5 - 9	580	498
Simple stone structures	-		10 - 14	699	644
Institutions	154		15 - 19	732	758
Other permanent housing	54		20 - 24	833	890
Temporary housing			25 - 29	1 083	1 194
Roof-top structures	21		30 - 34	1 067	1 185
Other temporary housing	11		35 - 39	966	1 066
			40 - 44	1 030	1 014
			45 - 49	715	746
			50 - 54	834	803
			55 - 59	855	742
			60 - 64	750	702
			65 - 69	537	625
			70 - 74	379	535
			75 and over	481	781
			Total	12 021	12 630

<<< ESTIMATES BASED ON SAMPLE ENQUIRY >>>

DOMESTIC HOUSEHOLDS	ESTIMATED TOTAL :	8 504			
HOUSEHOLD COMPOSITION			TENURE OF ACCOMMODATION		
One person	1 923		Owner-occupier		5 101
One unextended nuclear family	4 205		Sole tenant		1 438
One vertically extended nuclear family	880		Co-tenant		476
One horizontally extended nuclear family	253		Main tenant		307
Two or more nuclear families	475		Sub-tenant		768
Related persons forming no nuclear family	404		Rent free		116
Unrelated persons	364		Provided by employer		298
MONTHLY HOUSEHOLD INCOME (HK\$)			MONTHLY HOUSEHOLD RENT (HK\$)		
Under 2,000	437		Zero rent		5 501
2,000 - 3,999	571		Under 200		36
4,000 - 5,999	877		200 - 399		64
6,000 - 7,999	721		400 - 599		129
8,000 - 9,999	652		600 - 799		141
10,000 - 14,999	1 735		800 - 999		173
15,000 - 19,999	1 105		1,000 - 1,999		709
20,000 - 29,999	1 097		2,000 - 2,999		488
30,000 - 39,999	692		3,000 - 4,999		612
40,000 - 49,999	273		5,000 - 9,999		509
50,000 and over	344		10,000 and over		142

<<< ESTIMATES BASED ON SAMPLE ENQUIRY >>>

ENUMERATED RESIDENTS

ESTIMATED TOTAL: 25 633

USUAL LANGUAGE / DIALECT

Cantonese	20 592
English	920
Putonghua	690
Chiu Chau	108
Hakka	122
Fukien (including Taiwanese)	627
Sze Yap	80
Shanghainese	353
Other Chinese dialects	202
Filipino	195
Japanese	135
Other languages	591
N.A. (Persons under age 5 or dumb)	1 018

OCCUPATION

Managers and administrators	2 445
Professionals and associate professionals	2 808
Clerks	2 502
Service workers and shop sales workers	1 808
Skilled agricultural and fishery workers	7
Craft and related workers	940
Plant and machine operators and assemblers	553
Elementary occupations	2 150
Armed forces and occupations not classifiable	15
N.A. (Persons unemployed or economically inactive)	12 405

MARITAL STATUS

	<i>Male</i>	<i>Female</i>
Never married	3 813	3 473
Married	6 469	6 167
Widowed	341	1 225
Divorced / Separated	259	380
N.A. (Persons under age 15)	1 834	1 672
Total	12 716	12 917

EDUCATIONAL ATTAINMENT

	<i>Under age 15</i>	<i>Age 15 and over</i>
No schooling / Kindergarten	1 268	1 895
Primary	1 526	4 171
Lower secondary	712	2 855
Upper secondary	-	7 047
Matriculation	-	1 804
Tertiary		
Non-degree courses	-	1 529
Degree courses	-	2 826
Total	3 506	22 127

ACTIVITY STATUS

Economically active	
Self-employed	1 010
Employers	1 160
Employees	10 860
Unpaid family workers	198
Unemployed persons	400
Economically inactive	
Home-makers	3 120
Students	4 456
Of independent means	290
Retired persons	3 063
Other economically inactive	1 076

INDUSTRY

Manufacturing	1 563
Construction	414
Wholesale, retail and import / export trades, restaurants and hotels	4 669
Transport, storage and communication	959
Financing, insurance, real estate and business services	2 492
Community, social and personal services	2 961
Other industries	170
N.A. (Persons unemployed or economically inactive)	12 405

MONTHLY INCOME FROM MAIN EMPLOYMENT (HK\$)

Under 1,000	622
1,000 - 1,999	183
2,000 - 3,999	2 154
4,000 - 5,999	3 194
6,000 - 7,999	2 043
8,000 - 9,999	1 287
10,000 - 14,999	1 733
15,000 - 19,999	754
20,000 - 29,999	614
30,000 and over	446
Unpaid family workers	198
N.A. (Persons unemployed or economically inactive)	12 405

TERTIARY PLANNING UNIT : 1.4.8

<<< STATISTICS BASED ON COMPLETE ENUMERATION >>>

OCCUPIED LIVING QUARTERS TOTAL : 3 631		DOMESTIC HOUSEHOLDS TOTAL : 3 710	
TYPE OF LIVING QUARTERS		HOUSEHOLD SIZE	
Permanent housing		One	288
Housing Authority rental blocks		Two	601
Group A	-	Three	794
Group B	-	Four	972
Housing Society rental blocks	2 645	Five	703
		Six and over	352
Housing Authority home ownership estates	-	ENUMERATED RESIDENTS TOTAL : 13 535	
Private housing blocks		AGE	Male
Self-contained	889	0 - 4	171
Non self-contained	-	5 - 9	209
Villas / Bungalows / Modern village houses	-	10 - 14	378
Simple stone structures	1	15 - 19	702
Institutions	-	20 - 24	715
Other permanent housing	2	25 - 29	771
Temporary housing		30 - 34	584
Roof-top structures	-	35 - 39	429
Other temporary housing	94	40 - 44	382
		45 - 49	305
		50 - 54	433
		55 - 59	515
		60 - 64	435
		65 - 69	326
		70 - 74	187
		75 and over	176
		Total	6 718
			6 817

<<< ESTIMATES BASED ON SAMPLE ENQUIRY >>>

DOMESTIC HOUSEHOLDS		ESTIMATED TOTAL : 3 693	
HOUSEHOLD COMPOSITION		TENURE OF ACCOMMODATION	
One person	275	Owner-occupier	777
One unextended nuclear family	2 618	Sole tenant	2 778
One vertically extended nuclear family	465	Co-tenant	-
One horizontally extended nuclear family	36	Main tenant	40
Two or more nuclear families	143	Sub-tenant	63
Related persons forming no nuclear family	128	Rent free	14
Unrelated persons	28	Provided by employer	21
MONTHLY HOUSEHOLD INCOME (HK\$)		MONTHLY HOUSEHOLD RENT (HK\$)	
Under 2,000	28	Zero rent	798
2,000 - 3,999	148	Under 200	-
4,000 - 5,999	253	200 - 399	7
6,000 - 7,999	373	400 - 599	-
8,000 - 9,999	444	600 - 799	1 302
10,000 - 14,999	921	800 - 999	1 204
15,000 - 19,999	594	1,000 - 1,999	175
20,000 - 29,999	604	2,000 - 2,999	42
30,000 - 39,999	108	3,000 - 4,999	47
40,000 - 49,999	126	5,000 - 9,999	97
50,000 and over	94	10,000 and over	21

<<< ESTIMATES BASED ON SAMPLE ENQUIRY >>>

ENUMERATED RESIDENTS ESTIMATED TOTAL : 13 461

USUAL LANGUAGE / DIALECT

Cantonese	12 247
English	124
Putonghua	108
Chiu Chau	71
Hakka	28
Fukien (including Taiwanese)	139
Sze Yap	91
Shanghainese	72
Other Chinese dialects	58
Filipino	-
Japanese	-
Other languages	94
N.A. (Persons under age 5 or dumb)	429

OCCUPATION

Managers and administrators	478
Professionals and associate professionals	1 419
Clerks	1 712
Service workers and shop sales workers	909
Skilled agricultural and fishery workers	7
Craft and related workers	752
Plant and machine operators and assemblers	666
Elementary occupations	1 071
Armed forces and occupations not classifiable	7
N.A. (Persons unemployed or economically inactive)	6 440

MARITAL STATUS

	<i>Male</i>	<i>Female</i>
Never married	2 602	2 232
Married	3 002	3 008
Widowed	155	805
Divorced / Separated	44	45
N.A. (Persons under age 15)	744	824
Total	6 547	6 914

INDUSTRY

Manufacturing	1 134
Construction	241
Wholesale, retail and import / export trades, restaurants and hotels	1 633
Transport, storage and communication	785
Financing, insurance, real estate and business services	1 510
Community, social and personal services	1 674
Other industries	44
N.A. (Persons unemployed or economically inactive)	6 440

EDUCATIONAL ATTAINMENT

	<i>Under age 15</i>	<i>Age 15 and over</i>
No schooling / Kindergarten	421	1 235
Primary	723	2 784
Lower secondary	424	1 994
Upper secondary	-	3 469
Matriculation	-	763
Tertiary		
Non-degree courses	-	935
Degree courses	-	713
Total	1 568	11 893

ACTIVITY STATUS

Economically active	
Self-employed	223
Employers	229
Employees	6 562
Unpaid family workers	7
Unemployed persons	277
Economically inactive	
Home-makers	1 785
Students	2 472
Of independent means	14
Retired persons	1 476
Other economically inactive	416

MONTHLY INCOME FROM MAIN EMPLOYMENT (HK\$)

Under 1,000	137
1,000 - 1,999	155
2,000 - 3,999	1 084
4,000 - 5,999	2 313
6,000 - 7,999	1 453
8,000 - 9,999	687
10,000 - 14,999	599
15,000 - 19,999	241
20,000 - 29,999	231
30,000 and over	114
Unpaid family workers	7
N.A. (Persons unemployed or economically inactive)	6 440

TERTIARY PLANNING UNIT : 1.4.9

<<< STATISTICS BASED ON COMPLETE ENUMERATION >>>

OCCUPIED LIVING QUARTERS TOTAL : 2 225		DOMESTIC HOUSEHOLDS TOTAL : 2 218	
TYPE OF LIVING QUARTERS		HOUSEHOLD SIZE	
Permanent housing		One	269
Housing Authority rental blocks		Two	414
Group A	-	Three	416
Group B	-	Four	448
Housing Society rental blocks	-	Five	390
		Six and over	281
Housing Authority home ownership estates	-	ENUMERATED RESIDENTS TOTAL : 8 103	
Private housing blocks		AGE	Male Female
Self-contained	1 665	0 - 4	267 272
Non self-contained	-	5 - 9	319 317
Villas / Bungalows / Modern village houses	115	10 - 14	284 305
Simple stone structures	1	15 - 19	140 137
Institutions	10	20 - 24	48 202
Other permanent housing	424	25 - 29	138 464
Temporary housing		30 - 34	269 665
Roof-top structures	-	35 - 39	416 741
Other temporary housing	10	40 - 44	512 550
		45 - 49	267 247
		50 - 54	201 185
		55 - 59	158 144
		60 - 64	114 123
		65 - 69	84 130
		70 - 74	54 115
		75 and over	68 167
		Total	3 339 4 764

<<< ESTIMATES BASED ON SAMPLE ENQUIRY >>>

DOMESTIC HOUSEHOLDS		ESTIMATED TOTAL : 2 284	
HOUSEHOLD COMPOSITION		TENURE OF ACCOMMODATION	
One person	171	Owner-occupier	1 163
One unextended nuclear family	1 580	Sole tenant	171
One vertically extended nuclear family	193	Co-tenant	-
One horizontally extended nuclear family	31	Main tenant	-
Two or more nuclear families	98	Sub-tenant	7
Related persons forming no nuclear family	60	Rent free	21
Unrelated persons	151	Provided by employer	922
MONTHLY HOUSEHOLD INCOME (HK\$)		MONTHLY HOUSEHOLD RENT (HK\$)	
Under 2,000	14	Zero rent	1 580
2,000 - 3,999	38	Under 200	-
4,000 - 5,999	57	200 - 399	-
6,000 - 7,999	24	400 - 599	22
8,000 - 9,999	29	600 - 799	8
10,000 - 14,999	45	800 - 999	7
15,000 - 19,999	84	1,000 - 1,999	14
20,000 - 29,999	292	2,000 - 2,999	124
30,000 - 39,999	296	3,000 - 4,999	345
40,000 - 49,999	230	5,000 - 9,999	21
50,000 and over	1 175	10,000 and over	163

<<< ESTIMATES BASED ON SAMPLE ENQUIRY >>>

ENUMERATED RESIDENTS ESTIMATED TOTAL : 8 696

USUAL LANGUAGE / DIALECT

Cantonese	4 488
English	2 320
Putonghua	44
Chiu Chau	21
Hakka	6
Fukien (including Taiwanese)	38
Sze Yap	7
Shanghainese	125
Other Chinese dialects	30
Filipino	7
Japanese	617
Other languages	363
N.A. (Persons under age 5 or dumb)	630

OCCUPATION

Managers and administrators	1 561
Professionals and associate professionals	1 333
Clerks	241
Service workers and shop sales workers	105
Skilled agricultural and fishery workers	7
Craft and related workers	29
Plant and machine operators and assemblers	23
Elementary occupations	1 220
Armed forces and occupations not classifiable	-
N.A. (Persons unemployed or economically inactive)	4 177

MARITAL STATUS

	<i>Male</i>	<i>Female</i>
Never married	422	1 237
Married	2 151	2 504
Widowed	39	326
Divorced / Separated	37	35
N.A. (Persons under age 15)	1 047	898
Total	3 696	5 000

INDUSTRY

Manufacturing	302
Construction	151
Wholesale, retail and import / export trades, restaurants and hotels	642
Transport, storage and communication	165
Financing, insurance, real estate and business services	1 026
Community, social and personal services	2 164
Other industries	69
N.A. (Persons unemployed or economically inactive)	4 177

EDUCATIONAL ATTAINMENT

	<i>Under age 15</i>	<i>Age 15 and over</i>
No schooling / Kindergarten	768	371
Primary	864	416
Lower secondary	293	282
Upper secondary	20	1 671
Matriculation	-	647
Tertiary		
Non-degree courses	-	542
Degree courses	-	2 822
Total	1 945	6 751

MONTHLY INCOME FROM MAIN EMPLOYMENT (HK\$)

ACTIVITY STATUS

		Under 1,000	59
Economically active		1,000 - 1,999	13
Self-employed	195	2,000 - 3,999	1 212
Employers	685	4,000 - 5,999	241
Employees	3 570	6,000 - 7,999	110
Unpaid family workers	69	8,000 - 9,999	127
Unemployed persons	73	10,000 - 14,999	348
Economically inactive		15,000 - 19,999	302
Home-makers	1 163	20,000 - 29,999	453
Students	1 875	30,000 and over	1 585
Of independent means	22	Unpaid family workers	69
Retired persons	609	N.A. (Persons unemployed or economically inactive)	4 177
Other economically inactive	435		

TERTIARY PLANNING UNIT : 1.5.1

<<< STATISTICS BASED ON COMPLETE ENUMERATION >>>

OCCUPIED LIVING QUARTERS TOTAL : 14 888		DOMESTIC HOUSEHOLDS TOTAL : 16 497	
TYPE OF LIVING QUARTERS		HOUSEHOLD SIZE	
Permanent housing		One	2 664
Housing Authority rental blocks		Two	3 446
Group A	—	Three	3 265
Group B	—	Four	3 463
Housing Society rental blocks	—	Five	2 134
		Six and over	1 525
Housing Authority home ownership estates	—	ENUMERATED RESIDENTS TOTAL : 54 390	
Private housing blocks		AGE	Male Female
Self-contained	14 789	0 - 4	1 390 1 288
Non self-contained	2	5 - 9	1 625 1 601
Villas / Bungalows / Modern village houses	—	10 - 14	1 936 1 847
Simple stone structures	2	15 - 19	1 839 1 764
Institutions	—	20 - 24	1 588 1 727
Other permanent housing	83	25 - 29	2 046 2 797
Temporary housing		30 - 34	2 297 3 024
Roof-top structures	11	35 - 39	2 636 2 962
Other temporary housing	1	40 - 44	2 812 2 907
		45 - 49	1 558 1 454
		50 - 54	1 653 1 414
		55 - 59	1 386 1 252
		60 - 64	1 034 1 331
		65 - 69	761 1 166
		70 - 74	592 946
		75 and over	650 1 107
		Total	25 803 28 587

<<< ESTIMATES BASED ON SAMPLE ENQUIRY >>>

DOMESTIC HOUSEHOLDS		ESTIMATED TOTAL : 15 579	
HOUSEHOLD COMPOSITION		TENURE OF ACCOMMODATION	
One person	2 244	Owner-occupier	11 092
One unextended nuclear family	9 183	Sole tenant	1 908
One vertically extended nuclear family	2 066	Co-tenant	539
One horizontally extended nuclear family	259	Main tenant	322
Two or more nuclear families	875	Sub-tenant	1 029
Related persons forming no nuclear family	560	Rent free	216
Unrelated persons	392	Provided by employer	473
MONTHLY HOUSEHOLD INCOME (HK\$)		MONTHLY HOUSEHOLD RENT (HK\$)	
Under 2,000	518	Zero rent	11 595
2,000 - 3,999	734	Under 200	59
4,000 - 5,999	1 252	200 - 399	155
6,000 - 7,999	1 118	400 - 599	154
8,000 - 9,999	1 037	600 - 799	210
10,000 - 14,999	2 411	800 - 999	210
15,000 - 19,999	1 819	1,000 - 1,999	890
20,000 - 29,999	2 655	2,000 - 2,999	498
30,000 - 39,999	1 485	3,000 - 4,999	596
40,000 - 49,999	995	5,000 - 9,999	595
50,000 and over	1 555	10,000 and over	617

<<< ESTIMATES BASED ON SAMPLE ENQUIRY >>>

ENUMERATED RESIDENTS ESTIMATED TOTAL: 52 789

USUAL LANGUAGE / DIALECT

Cantonese	36 731
English	2 001
Putonghua	1 283
Chiu Chau	367
Hakka	161
Fukien (including Taiwanese)	7 587
Sze Yap	71
Shanghainese	989
Other Chinese dialects	262
Filipino	56
Japanese	558
Other languages	342
N.A. (Persons under age 5 or dumb)	2 381

OCCUPATION

Managers and administrators	6 123
Professionals and associate professionals	6 315
Clerks	4 519
Service workers and shop sales workers	2 716
Skilled agricultural and fishery workers	15
Craft and related workers	1 792
Plant and machine operators and assemblers	1 551
Elementary occupations	4 535
Armed forces and occupations not classifiable	35
N.A. (Persons unemployed or economically inactive)	25 188

MARITAL STATUS

	<i>Male</i>	<i>Female</i>
Never married	6 439	6 421
Married	13 357	13 946
Widowed	351	2 269
Divorced / Separated	198	497
N.A. (Persons under age 15)	4 736	4 575
Total	25 081	27 708

INDUSTRY

Manufacturing	5 241
Construction	1 231
Wholesale, retail and import / export trades, restaurants and hotels	7 715
Transport, storage and communication	1 727
Financing, insurance, real estate and business services	5 389
Community, social and personal services	6 072
Other industries	226
N.A. (Persons unemployed or economically inactive)	25 188

EDUCATIONAL ATTAINMENT

	<i>Under age 15</i>	<i>Age 15 and over</i>
No schooling / Kindergarten	3 094	3 548
Primary	4 383	6 041
Lower secondary	1 827	5 939
Upper secondary	7	14 037
Matriculation	-	3 528
Tertiary		
Non-degree courses	-	3 518
Degree courses	-	6 867
Total	9 311	43 478

MONTHLY INCOME FROM MAIN EMPLOYMENT (HK\$)

ACTIVITY STATUS

Economically active		Under 1,000 837
Self-employed	1 791	1,000 - 1,999 463
Employers	3 047	2,000 - 3,999 4 956
Employees	22 423	4,000 - 5,999 5 237
Unpaid family workers	340	6,000 - 7,999 3 611
Unemployed persons	608	8,000 - 9,999 2 221
Economically inactive		10,000 - 14,999 3 895
Home-makers	6 072	15,000 - 19,999 1 781
Students	11 570	20,000 - 29,999 2 043
Of independent means	185	30,000 and over 2 217
Retired persons	4 772	Unpaid family workers 340
Other economically inactive	1 981	N.A. (Persons unemployed or economically inactive) 25 188

TERTIARY PLANNING UNIT : 1.5.2

<<< STATISTICS BASED ON COMPLETE ENUMERATION >>>

OCCUPIED LIVING QUARTERS		TOTAL :	DOMESTIC HOUSEHOLDS		TOTAL :
		4 774			4 777
TYPE OF LIVING QUARTERS			HOUSEHOLD SIZE		
Permanent housing			One	515	
Housing Authority rental blocks			Two	923	
Group A			Three	906	
Group B			Four	1 073	
Housing Society rental blocks			Five	769	
Housing Authority home ownership estates			Six and over	591	
Private housing blocks			ENUMERATED RESIDENTS		
Self-contained			TOTAL :		
Non self-contained			17 169		
Villas / Bungalows / Modern village houses			AGE		
Simple stone structures				Male	Female
Institutions			0 - 4	603	603
Other permanent housing			5 - 9	620	639
Temporary housing			10 - 14	652	590
Roof-top structures			15 - 19	317	343
Other temporary housing			20 - 24	252	462
			25 - 29	445	988
			30 - 34	729	1 329
			35 - 39	930	1 253
			40 - 44	938	985
			45 - 49	454	461
			50 - 54	423	395
			55 - 59	393	358
			60 - 64	305	332
			65 - 69	225	292
			70 - 74	143	248
			75 and over	174	288
			Total	7 603	9 566

<<< ESTIMATES BASED ON SAMPLE ENQUIRY >>>

DOMESTIC HOUSEHOLDS		ESTIMATED TOTAL :	
		4 521	
HOUSEHOLD COMPOSITION		TENURE OF ACCOMMODATION	
One person	548	Owner-occupier	3 451
One unextended nuclear family	2 809	Sole tenant	574
One vertically extended nuclear family	468	Co-tenant	-
One horizontally extended nuclear family	156	Main tenant	7
Two or more nuclear families	245	Sub-tenant	14
Related persons forming no nuclear family	71	Rent free	7
Unrelated persons	224	Provided by employer	468
MONTHLY HOUSEHOLD INCOME (HK\$)		MONTHLY HOUSEHOLD RENT (HK\$)	
Under 2,000	71	Zero rent	3 710
2,000 - 3,999	218	Under 200	7
4,000 - 5,999	113	200 - 399	-
6,000 - 7,999	105	400 - 599	14
8,000 - 9,999	135	600 - 799	-
10,000 - 14,999	281	800 - 999	14
15,000 - 19,999	288	1,000 - 1,999	118
20,000 - 29,999	641	2,000 - 2,999	86
30,000 - 39,999	712	3,000 - 4,999	54
40,000 - 49,999	434	5,000 - 9,999	56
50,000 and over	1 523	10,000 and over	462

<<< ESTIMATES BASED ON SAMPLE ENQUIRY >>>

ENUMERATED RESIDENTS ESTIMATED TOTAL: 16 370

USUAL LANGUAGE / DIALECT

Cantonese	11 175
English	2 339
Putonghua	199
Chiu Chau	120
Hakka	28
Fukien (including Taiwanese)	151
Sze Yap	28
Shanghaiense	161
Other Chinese dialects	35
Filipino	49
Japanese	698
Other languages	248
N.A. (Persons under age 5 or dumb)	1 139

OCCUPATION

Managers and administrators	2 927
Professionals and associate professionals	2 503
Clerks	706
Service workers and shop sales workers	360
Skilled agricultural and fishery workers	21
Craft and related workers	329
Plant and machine operators and assemblers	161
Elementary occupations	2 095
Armed forces and occupations not classifiable	-
N.A. (Persons unemployed or economically inactive)	7 268

MARITAL STATUS

	<i>Male</i>	<i>Female</i>
Never married	1 293	2 352
Married	4 098	4 451
Widowed	56	595
Divorced / Separated	78	120
N.A. (Persons under age 15)	1 590	1 737
Total	7 115	9 255

EDUCATIONAL ATTAINMENT

	<i>Under age 15</i>	<i>Age 15 and over</i>
No schooling / Kindergarten	1 434	611
Primary	1 388	1 279
Lower secondary	482	956
Upper secondary	23	3 369
Matriculation	-	1 793
Tertiary		
Non-degree courses	-	1 291
Degree courses	-	3 744
Total	3 327	13 043

ACTIVITY STATUS

Economically active	
Self-employed	281
Employers	1 619
Employees	7 139
Unpaid family workers	63
Unemployed persons	126
Economically inactive	
Home-makers	1 929
Students	3 376
Of independent means	63
Retired persons	1 097
Other economically inactive	677

INDUSTRY

Manufacturing	1 044
Construction	396
Wholesale, retail and import / export trades, restaurants and hotels	1 693
Transport, storage and communication	369
Financing, insurance, real estate and business services	1 979
Community, social and personal services	3 520
Other industries	101
N.A. (Persons unemployed or economically inactive)	7 268

MONTHLY INCOME FROM MAIN EMPLOYMENT (HK\$)

Under 1,000	168
1,000 - 1,999	84
2,000 - 3,999	2 053
4,000 - 5,999	989
6,000 - 7,999	540
8,000 - 9,999	426
10,000 - 14,999	893
15,000 - 19,999	697
20,000 - 29,999	1 205
30,000 and over	1 984
Unpaid family workers	63
N.A. (Persons unemployed or economically inactive)	7 268

TERTIARY PLANNING UNIT : 1.5.3

<<< STATISTICS BASED ON COMPLETE ENUMERATION >>>

OCCUPIED LIVING QUARTERS		TOTAL :	DOMESTIC HOUSEHOLDS		TOTAL :
		23 713			27 212
TYPE OF LIVING QUARTERS			HOUSEHOLD SIZE		
Permanent housing			One	4 176	
Housing Authority rental blocks			Two	5 520	
Group A			Three	5 755	
Group B			Four	5 761	
Housing Society rental blocks			Five	3 440	
			Six and over	2 560	
Housing Authority home ownership estates			ENUMERATED RESIDENTS		
			TOTAL :		90 450
			AGE	Male	Female
Private housing blocks			0 - 4	2 252	1 977
Self-contained			5 - 9	2 470	2 358
Non self-contained			10 - 14	3 368	2 999
Villas / Bungalows / Modern village houses			15 - 19	3 621	3 287
Simple stone structures			20 - 24	3 061	3 088
Institutions			25 - 29	3 829	4 292
Other permanent housing			30 - 34	3 863	4 332
			35 - 39	3 756	4 230
Temporary housing			40 - 44	4 418	4 481
Roof-top structures			45 - 49	2 779	2 496
Other temporary housing			50 - 54	2 927	2 444
			55 - 59	2 471	2 223
			60 - 64	1 832	2 310
			65 - 69	1 417	2 096
			70 - 74	1 107	1 610
			75 and over	1 100	1 956
			Total	44 271	46 179

<<< ESTIMATES BASED ON SAMPLE ENQUIRY >>>

DOMESTIC HOUSEHOLDS		ESTIMATED TOTAL :	
		26 701	
HOUSEHOLD COMPOSITION		TENURE OF ACCOMMODATION	
One person	3 888	Owner-occupier	16 669
One unextended nuclear family	15 656	Sole tenant	4 782
One vertically extended nuclear family	3 334	Co-tenant	1 243
One horizontally extended nuclear family	592	Main tenant	610
Two or more nuclear families	1 601	Sub-tenant	1 747
Related persons forming no nuclear family	1 091	Rent free	607
Unrelated persons	539	Provided by employer	1 043
MONTHLY HOUSEHOLD INCOME (HK\$)		MONTHLY HOUSEHOLD RENT (HK\$)	
Under 2,000	931	Zero rent	18 104
2,000 - 3,999	1 518	Under 200	82
4,000 - 5,999	2 430	200 - 399	242
6,000 - 7,999	2 490	400 - 599	575
8,000 - 9,999	2 629	600 - 799	701
10,000 - 14,999	5 267	800 - 999	589
15,000 - 19,999	3 650	1,000 - 1,999	2 821
20,000 - 29,999	3 714	2,000 - 2,999	1 386
30,000 - 39,999	1 862	3,000 - 4,999	1 023
40,000 - 49,999	801	5,000 - 9,999	1 012
50,000 and over	1 409	10,000 and over	166

<<< ESTIMATES BASED ON SAMPLE ENQUIRY >>>

ENUMERATED RESIDENTS ESTIMATED TOTAL : 88 382

USUAL LANGUAGE / DIALECT

Cantonese	60 022
English	1 770
Putonghua	2 750
Chiu Chau	444
Hakka	306
Fukien (including Taiwanese)	14 168
Sze Yap	457
Shanghainese	2 097
Other Chinese dialects	1 206
Filipino	226
Japanese	129
Other languages	385
N.A. (Persons under age 5 or dumb)	4 422

OCCUPATION

Managers and administrators	7 545
Professionals and associate professionals	9 825
Clerks	8 923
Service workers and shop sales workers	5 348
Skilled agricultural and fishery workers	7
Craft and related workers	4 023
Plant and machine operators and assemblers	3 857
Elementary occupations	7 383
Armed forces and occupations not classifiable	14
N.A. (Persons unemployed or economically inactive)	41 457

MARITAL STATUS

	<i>Male</i>	<i>Female</i>
Never married	11 889	10 846
Married	22 347	22 602
Widowed	587	3 846
Divorced / Separated	416	661
N.A. (Persons under age 15)	7 995	7 193
Total	43 234	45 148

EDUCATIONAL ATTAINMENT

	<i>Under age 15</i>	<i>Age 15 and over</i>
No schooling / Kindergarten	5 493	5 408
Primary	6 857	12 028
Lower secondary	2 823	12 463
Upper secondary	15	23 115
Matriculation	-	5 569
Tertiary		
Non-degree courses	-	6 430
Degree courses	-	8 181
Total	15 188	73 194

ACTIVITY STATUS

Economically active	
Self-employed	2 543
Employers	3 306
Employees	40 655
Unpaid family workers	421
Unemployed persons	1 419
Economically inactive	
Home-makers	9 373
Students	18 762
Of independent means	288
Retired persons	7 712
Other economically inactive	3 903

INDUSTRY

Manufacturing	10 892
Construction	2 372
Wholesale, retail and import / export trades, restaurants and hotels	12 844
Transport, storage and communication	3 577
Financing, insurance, real estate and business services	7 206
Community, social and personal services	9 516
Other industries	518
N.A. (Persons unemployed or economically inactive)	41 457

**MONTHLY INCOME FROM MAIN
EMPLOYMENT (HK\$)**

Under 1,000	1 511
1,000 - 1,999	1 141
2,000 - 3,999	8 849
4,000 - 5,999	11 077
6,000 - 7,999	7 491
8,000 - 9,999	4 026
10,000 - 14,999	5 999
15,000 - 19,999	2 463
20,000 - 29,999	2 149
30,000 and over	1 798
Unpaid family workers	421
N.A. (Persons unemployed or economically inactive)	41 457

TERTIARY PLANNING UNIT : 1.5.4

<<< STATISTICS BASED ON COMPLETE ENUMERATION >>>

OCCUPIED LIVING QUARTERS TOTAL : 4 011		DOMESTIC HOUSEHOLDS TOTAL : 4 340	
TYPE OF LIVING QUARTERS		HOUSEHOLD SIZE	
Permanent housing		One	482
Housing Authority rental blocks		Two	867
Group A	612	Three	907
Group B	-	Four	991
Housing Society rental blocks	1 031	Five	608
		Six and over	485
Housing Authority home ownership estates	-	ENUMERATED RESIDENTS TOTAL : 15 342	
Private housing blocks		AGE	
Self-contained	1 637		<i>Male</i>
Non self-contained	-	0 - 4	373
Villas / Bungalows / Modern village houses	-	5 - 9	449
Simple stone structures	-	10 - 14	526
Institutions	2	15 - 19	481
Other permanent housing	727	20 - 24	561
Temporary housing		25 - 29	759
Roof-top structures	1	30 - 34	848
Other temporary housing	1	35 - 39	635
		40 - 44	567
		45 - 49	316
		50 - 54	420
		55 - 59	456
		60 - 64	436
		65 - 69	344
		70 - 74	267
		75 and over	233
		Total	7 671
			7 671

<<< ESTIMATES BASED ON SAMPLE ENQUIRY >>>

DOMESTIC HOUSEHOLDS		ESTIMATED TOTAL : 4 112	
HOUSEHOLD COMPOSITION		TENURE OF ACCOMMODATION	
One person	518	Owner-occupier	1 134
One unextended nuclear family	2 615	Sole tenant	1 797
One vertically extended nuclear family	475	Co-tenant	294
One horizontally extended nuclear family	72	Main tenant	63
Two or more nuclear families	260	Sub-tenant	127
Related persons forming no nuclear family	82	Rent free	36
Unrelated persons	90	Provided by employer	661
MONTHLY HOUSEHOLD INCOME (HK\$)		MONTHLY HOUSEHOLD RENT (HK\$)	
Under 2,000	51	Zero rent	1 260
2,000 - 3,999	300	Under 200	-
4,000 - 5,999	408	200 - 399	500
6,000 - 7,999	409	400 - 599	437
8,000 - 9,999	354	600 - 799	826
10,000 - 14,999	874	800 - 999	267
15,000 - 19,999	586	1,000 - 1,999	448
20,000 - 29,999	522	2,000 - 2,999	159
30,000 - 39,999	227	3,000 - 4,999	137
40,000 - 49,999	161	5,000 - 9,999	64
50,000 and over	220	10,000 and over	14

<<< ESTIMATES BASED ON SAMPLE ENQUIRY >>>

ENUMERATED RESIDENTS ESTIMATED TOTAL: 14 581

USUAL LANGUAGE / DIALECT

Cantonese	12 281
English	358
Putonghua	244
Chiu Chau	100
Hakka	28
Fukien (including Taiwanese)	609
Sze Yap	7
Shanghainese	218
Other Chinese dialects	37
Filipino	43
Japanese	20
Other languages	7
N.A. (Persons under age 5 or dumb)	629

OCCUPATION

Managers and administrators	637
Professionals and associate professionals	1 505
Clerks	1 508
Service workers and shop sales workers	1 411
Skilled agricultural and fishery workers	14
Craft and related workers	693
Plant and machine operators and assemblers	591
Elementary occupations	1 175
Armed forces and occupations not classifiable	-
N.A. (Persons unemployed or economically inactive)	7 047

MARITAL STATUS

	<i>Male</i>	<i>Female</i>
Never married	2 220	1 915
Married	3 451	3 504
Widowed	247	744
Divorced / Separated	116	71
N.A. (Persons under age 15)	1 249	1 064
Total	7 283	7 298

EDUCATIONAL ATTAINMENT

	<i>Under age 15</i>	<i>Age 15 and over</i>
No schooling / Kindergarten	828	1 077
Primary	1 043	2 366
Lower secondary	435	2 261
Upper secondary	7	3 818
Matriculation	-	847
Tertiary		
Non-degree courses	-	847
Degree courses	-	1 052
Total	2 313	12 268

INDUSTRY

Manufacturing	1 384
Construction	289
Wholesale, retail and import / export trades, restaurants and hotels	1 671
Transport, storage and communication	566
Financing, insurance, real estate and business services	1 203
Community, social and personal services	2 379
Other industries	42
N.A. (Persons unemployed or economically inactive)	7 047

ACTIVITY STATUS

Economically active	
Self-employed	334
Employers	311
Employees	6 813
Unpaid family workers	76
Unemployed persons	151
Economically inactive	
Home-makers	1 699
Students	2 787
Of independent means	7
Retired persons	1 718
Other economically inactive	685

MONTHLY INCOME FROM MAIN EMPLOYMENT (HK\$)

Under 1,000	121
1,000 - 1,999	204
2,000 - 3,999	1 366
4,000 - 5,999	1 938
6,000 - 7,999	1 220
8,000 - 9,999	677
10,000 - 14,999	1 176
15,000 - 19,999	297
20,000 - 29,999	219
30,000 and over	240
Unpaid family workers	76
N.A. (Persons unemployed or economically inactive)	7 047

TERTIARY PLANNING UNIT : 1.5.5

<<< STATISTICS BASED ON COMPLETE ENUMERATION >>>

OCCUPIED LIVING QUARTERS		TOTAL :	DOMESTIC HOUSEHOLDS		TOTAL :
		7 454			8 068
TYPE OF LIVING QUARTERS			HOUSEHOLD SIZE		
Permanent housing			One		1 098
Housing Authority rental blocks			Two		1 762
Group A	-		Three		1 738
Group B	-		Four		1 766
Housing Society rental blocks	-		Five		1 009
			Six and over		695
Housing Authority home ownership estates	-		ENUMERATED RESIDENTS		
					TOTAL :
					26 577
Private housing blocks			AGE		
Self-contained	7 294			Male	Female
Non self-contained	-		0 - 4	678	675
Villas / Bungalows / Modern village houses	-		5 - 9	747	665
Simple stone structures	-		10 - 14	872	838
Institutions	-		15 - 19	1 092	997
Other permanent housing	142		20 - 24	1 038	972
Roof-top structures	18		25 - 29	1 272	1 438
Other temporary housing	-		30 - 34	1 366	1 385
			35 - 39	1 145	1 240
			40 - 44	1 128	1 172
			45 - 49	795	729
			50 - 54	799	703
			55 - 59	735	599
			60 - 64	561	572
			65 - 69	371	479
			70 - 74	319	429
			75 and over	301	465
			Total	13 219	13 358

<<< ESTIMATES BASED ON SAMPLE ENQUIRY >>>

DOMESTIC HOUSEHOLDS		ESTIMATED TOTAL :	
		7 984	
HOUSEHOLD COMPOSITION		TENURE OF ACCOMMODATION	
One person	1 039	Owner-occupier	5 935
One unextended nuclear family	4 703	Sole tenant	1 045
One vertically extended nuclear family	908	Co-tenant	117
One horizontally extended nuclear family	210	Main tenant	154
Two or more nuclear families	590	Sub-tenant	403
Related persons forming no nuclear family	305	Rent free	74
Unrelated persons	229	Provided by employer	256
MONTHLY HOUSEHOLD INCOME (HK\$)		MONTHLY HOUSEHOLD RENT (HK\$)	
Under 2,000	364	Zero rent	6 264
2,000 - 3,999	366	Under 200	8
4,000 - 5,999	726	200 - 399	7
6,000 - 7,999	804	400 - 599	22
8,000 - 9,999	763	600 - 799	72
10,000 - 14,999	1 919	800 - 999	30
15,000 - 19,999	1 111	1,000 - 1,999	582
20,000 - 29,999	1 076	2,000 - 2,999	371
30,000 - 39,999	481	3,000 - 4,999	380
40,000 - 49,999	215	5,000 - 9,999	225
50,000 and over	159	10,000 and over	23

<<< ESTIMATES BASED ON SAMPLE ENQUIRY >>>

ENUMERATED RESIDENTS ESTIMATED TOTAL : 25 490

USUAL LANGUAGE / DIALECT

Cantonese	18 954
English	237
Putonghua	856
Chiu Chau	112
Hakka	137
Fukien (including Taiwanese)	2 737
Sze Yap	71
Shanghainese	572
Other Chinese dialects	179
Filipino	153
Japanese	14
Other languages	88
N.A. (Persons under age 5 or dumb)	1 380

OCCUPATION

Managers and administrators	1 864
Professionals and associate professionals	2 598
Clerks	2 647
Service workers and shop sales workers	1 693
Skilled agricultural and fishery workers	-
Craft and related workers	1 855
Plant and machine operators and assemblers	1 413
Elementary occupations	2 097
Armed forces and occupations not classifiable	8
N.A. (Persons unemployed or economically inactive)	11 315

MARITAL STATUS

	<i>Male</i>	<i>Female</i>
Never married	3 552	2 920
Married	6 608	6 602
Widowed	243	1 002
Divorced / Separated	115	202
N.A. (Persons under age 15)	2 395	1 851
Total	12 913	12 577

INDUSTRY

Manufacturing	4 134
Construction	696
Wholesale, retail and import / export trades, restaurants and hotels	3 879
Transport, storage and communication	892
Financing, insurance, real estate and business services	2 213
Community, social and personal services	2 226
Other industries	135
N.A. (Persons unemployed or economically inactive)	11 315

EDUCATIONAL ATTAINMENT

	<i>Under age 15</i>	<i>Age 15 and over</i>
No schooling / Kindergarten	1 645	1 604
Primary	1 792	3 978
Lower secondary	794	4 256
Upper secondary	15	6 582
Matriculation	-	1 624
Tertiary		
Non-degree courses	-	1 434
Degree courses	-	1 766
Total	4 246	21 244

MONTHLY INCOME FROM MAIN EMPLOYMENT (HK\$)

ACTIVITY STATUS

		234
Economically active		
Self-employed	521	312
Employers	908	2 599
Employees	12 639	4 343
Unpaid family workers	107	2 356
Unemployed persons	392	1 300
Economically inactive		1 709
Home-makers	2 571	532
Students	5 146	501
Of independent means	21	182
Retired persons	2 100	107
Other economically inactive	1 085	11 315

TERTIARY PLANNING UNIT : 1.5.6

<<< STATISTICS BASED ON COMPLETE ENUMERATION >>>

OCCUPIED LIVING QUARTERS		TOTAL :	DOMESTIC HOUSEHOLDS		TOTAL :
		16 423			16 650
TYPE OF LIVING QUARTERS			HOUSEHOLD SIZE		
Permanent housing			One	1 604	
Housing Authority rental blocks			Two	3 566	
Group A			Three	3 825	
Group B			Four	4 189	
Housing Society rental blocks			Five	2 255	
Housing Authority home ownership estates			Six and over	1 211	
Private housing blocks			ENUMERATED RESIDENTS		
Self-contained			TOTAL :		
Non self-contained			56 138		
Villas / Bungalows / Modern village houses			AGE		
Simple stone structures				Male	Female
Institutions			0 - 4	2 038	1 852
Other permanent housing			5 - 9	1 941	1 810
Temporary housing			10 - 14	1 833	1 715
Roof-top structures			15 - 19	1 690	1 551
Other temporary housing			20 - 24	1 370	1 767
			25 - 29	2 551	3 590
			30 - 34	3 725	4 250
			35 - 39	3 173	3 238
			40 - 44	2 666	2 438
			45 - 49	1 264	1 213
			50 - 54	1 208	1 144
			55 - 59	1 104	1 171
			60 - 64	836	1 103
			65 - 69	665	930
			70 - 74	510	726
			75 and over	425	641
			Total	26 999	29 139

<<< ESTIMATES BASED ON SAMPLE ENQUIRY >>>

DOMESTIC HOUSEHOLDS		ESTIMATED TOTAL :	
		17 167	
HOUSEHOLD COMPOSITION		TENURE OF ACCOMMODATION	
One person	1 757	Owner-occupier	14 770
One unextended nuclear family	11 442	Sole tenant	1 586
One vertically extended nuclear family	1 953	Co-tenant	189
One horizontally extended nuclear family	303	Main tenant	83
Two or more nuclear families	977	Sub-tenant	207
Related persons forming no nuclear family	478	Rent free	118
Unrelated persons	257	Provided by employer	214
MONTHLY HOUSEHOLD INCOME (HK\$)		MONTHLY HOUSEHOLD RENT (HK\$)	
Under 2,000	335	Zero rent	15 080
2,000 - 3,999	413	Under 200	-
4,000 - 5,999	766	200 - 399	36
6,000 - 7,999	1 048	400 - 599	58
8,000 - 9,999	1 338	600 - 799	7
10,000 - 14,999	3 109	800 - 999	36
15,000 - 19,999	2 652	1,000 - 1,999	354
20,000 - 29,999	3 591	2,000 - 2,999	286
30,000 - 39,999	1 876	3,000 - 4,999	328
40,000 - 49,999	991	5,000 - 9,999	478
50,000 and over	1 048	10,000 and over	504

<<< ESTIMATES BASED ON SAMPLE ENQUIRY >>>

ENUMERATED RESIDENTS ESTIMATED TOTAL: 55 359

USUAL LANGUAGE / DIALECT

Cantonese	43 269
English	1 780
Putonghua	1 301
Chiu Chau	257
Hakka	94
Fukien (including Taiwanese)	2 844
Sze Yap	100
Shanghainese	403
Other Chinese dialects	215
Filipino	57
Japanese	524
Other languages	522
N.A. (Persons under age 5 or dumb)	3 993

OCCUPATION

Managers and administrators	5 402
Professionals and associate professionals	8 366
Clerks	6 352
Service workers and shop sales workers	2 847
Skilled agricultural and fishery workers	-
Craft and related workers	2 148
Plant and machine operators and assemblers	2 047
Elementary occupations	3 767
Armed forces and occupations not classifiable	8
N.A. (Persons unemployed or economically inactive)	24 422

MARITAL STATUS

	<i>Male</i>	<i>Female</i>
Never married	6 205	5 969
Married	14 500	15 229
Widowed	222	2 014
Divorced / Separated	192	410
N.A. (Persons under age 15)	5 644	4 974
Total	26 763	28 596

INDUSTRY

Manufacturing	5 922
Construction	1 229
Wholesale, retail and import / export trades, restaurants and hotels	7 325
Transport, storage and communication	2 847
Financing, insurance, real estate and business services	6 333
Community, social and personal services	6 968
Other industries	313
N.A. (Persons unemployed or economically inactive)	24 422

EDUCATIONAL ATTAINMENT

	<i>Under age 15</i>	<i>Age 15 and over</i>
No schooling / Kindergarten	4 660	2 858
Primary	4 242	6 026
Lower secondary	1 709	5 632
Upper secondary	7	16 115
Matriculation	-	3 976
Tertiary		
Non-degree courses	-	4 768
Degree courses	-	5 366
Total	10 618	44 741

MONTHLY INCOME FROM MAIN EMPLOYMENT (HK\$)

ACTIVITY STATUS

		618
Economically active		
Self-employed	1 296	470
Employers	2 132	4 221
Employees	27 319	4 619
Unpaid family workers	190	3 499
Unemployed persons	497	4 948
Economically inactive		2 498
Home-makers	6 232	2 486
Students	11 247	1 776
Of independent means	57	
Retired persons	3 648	190
Other economically inactive	2 741	24 422

TERTIARY PLANNING UNIT : 1.5.7

<<< STATISTICS BASED ON COMPLETE ENUMERATION >>>

OCCUPIED LIVING QUARTERS		TOTAL :	DOMESTIC HOUSEHOLDS		TOTAL :
		15 549			15 662
TYPE OF LIVING QUARTERS			HOUSEHOLD SIZE		
Permanent housing			One	1 641	
Housing Authority rental blocks			Two	3 080	
Group A			Three	3 312	
Group B			Four	4 033	
Housing Society rental blocks			Five	2 390	
Housing Authority home ownership estates			Six and over	1 206	
Private housing blocks			ENUMERATED RESIDENTS		
Self-contained			TOTAL :		
Non self-contained			53 613		
Villas / Bungalows / Modern village houses			AGE		
Simple stone structures			Male		
Institutions			Female		
Other permanent housing			0 - 4		
Temporary housing			5 - 9		
Roof-top structures			10 - 14		
Other temporary housing			15 - 19		
			20 - 24		
			25 - 29		
			30 - 34		
			35 - 39		
			40 - 44		
			45 - 49		
			50 - 54		
			55 - 59		
			60 - 64		
			65 - 69		
			70 - 74		
			75 and over		
			Total		

<<< ESTIMATES BASED ON SAMPLE ENQUIRY >>>

DOMESTIC HOUSEHOLDS		ESTIMATED TOTAL :
		16 026
HOUSEHOLD COMPOSITION		TENURE OF ACCOMMODATION
One person	1 353	Owner-occupier
One unextended nuclear family	10 710	Sole tenant
One vertically extended nuclear family	2 012	Co-tenant
One horizontally extended nuclear family	328	Main tenant
Two or more nuclear families	969	Sub-tenant
Related persons forming no nuclear family	319	Rent free
Unrelated persons	335	Provided by employer
MONTHLY HOUSEHOLD INCOME (HK\$)		MONTHLY HOUSEHOLD RENT (HK\$)
Under 2,000	365	Zero rent
2,000 - 3,999	331	Under 200
4,000 - 5,999	504	200 - 399
6,000 - 7,999	652	400 - 599
8,000 - 9,999	685	600 - 799
10,000 - 14,999	2 034	800 - 999
15,000 - 19,999	1 843	1,000 - 1,999
20,000 - 29,999	3 148	2,000 - 2,999
30,000 - 39,999	2 362	3,000 - 4,999
40,000 - 49,999	1 676	5,000 - 9,999
50,000 and over	2 426	10,000 and over

<<< ESTIMATES BASED ON SAMPLE ENQUIRY >>>

ENUMERATED RESIDENTS **ESTIMATED TOTAL: 54 610**

USUAL LANGUAGE / DIALECT

Cantonese	42 693
English	2 777
Putonghua	1 380
Chiu Chau	203
Hakka	70
Fukien (including Taiwanese)	1 035
Sze Yap	65
Shanghainese	822
Other Chinese dialects	242
Filipino	37
Japanese	1 015
Other languages	561
N.A. (Persons under age 5 or dumb)	3 710

OCCUPATION

Managers and administrators	7 555
Professionals and associate professionals	8 277
Clerks	4 976
Service workers and shop sales workers	1 544
Skilled agricultural and fishery workers	37
Craft and related workers	1 268
Plant and machine operators and assemblers	1 002
Elementary occupations	3 286
Armed forces and occupations not classifiable	7
N.A. (Persons unemployed or economically inactive)	26 658

MARITAL STATUS

	<i>Male</i>	<i>Female</i>
Never married	4 824	6 214
Married	13 910	15 107
Widowed	316	1 928
Divorced / Separated	180	311
N.A. (Persons under age 15)	6 008	5 812
Total	25 238	29 372

INDUSTRY

Manufacturing	4 762
Construction	991
Wholesale, retail and import / export trades, restaurants and hotels	5 965
Transport, storage and communication	1 993
Financing, insurance, real estate and business services	6 102
Community, social and personal services	7 823
Other industries	316
N.A. (Persons unemployed or economically inactive)	26 658

EDUCATIONAL ATTAINMENT

	<i>Under age 15</i>	<i>Age 15 and over</i>
No schooling / Kindergarten	4 582	2 427
Primary	5 249	4 914
Lower secondary	1 981	4 426
Upper secondary	8	14 104
Matriculation	-	4 427
Tertiary		
Non-degree courses	-	4 769
Degree courses	-	7 723
Total	11 820	42 790

MONTHLY INCOME FROM MAIN EMPLOYMENT (HK\$)

ACTIVITY STATUS

		Under 1,000	521
Economically active		1,000 - 1,999	348
Self-employed	891	2,000 - 3,999	3 709
Employers	3 453	4,000 - 5,999	3 531
Employees	23 359	6,000 - 7,999	2 821
Unpaid family workers	249	8,000 - 9,999	2 393
Unemployed persons	454	10,000 - 14,999	4 504
Economically inactive		15,000 - 19,999	2 914
Home-makers	6 610	20,000 - 29,999	3 221
Students	12 901	30,000 and over	3 741
Of independent means	157	Unpaid family workers	249
Retired persons	4 087	N.A. (Persons unemployed or economically inactive)	26 658
Other economically inactive	2 449		

TERTIARY PLANNING UNIT : 1.6.1

<<< STATISTICS BASED ON COMPLETE ENUMERATION >>>

OCCUPIED LIVING QUARTERS TOTAL : 18 347		DOMESTIC HOUSEHOLDS TOTAL : 20 040	
TYPE OF LIVING QUARTERS		HOUSEHOLD SIZE	
Permanent housing		One	2 835
Housing Authority rental blocks		Two	4 091
Group A	-	Three	4 347
Group B	-	Four	4 291
Housing Society rental blocks	3 154	Five	2 495
		Six and over	1 981
Housing Authority home ownership estates	-	ENUMERATED RESIDENTS TOTAL : 67 801	
Private housing blocks		AGE	Male Female
Self-contained	14 962	0 - 4	2 040 1 902
Non self-contained	1	5 - 9	2 074 1 850
Villas / Bungalows / Modern village houses	-	10 - 14	2 222 2 066
Simple stone structures	30	15 - 19	2 490 2 332
Institutions	3	20 - 24	2 671 2 577
Other permanent housing	56	25 - 29	3 909 3 828
Temporary housing		30 - 34	3 845 3 434
Roof-top structures	21	35 - 39	2 979 2 769
Other temporary housing	120	40 - 44	2 505 2 346
		45 - 49	1 480 1 306
		50 - 54	1 708 1 605
		55 - 59	1 896 1 801
		60 - 64	1 837 1 743
		65 - 69	1 317 1 298
		70 - 74	883 968
		75 and over	804 1 316
		Total	34 660 33 141

<<< ESTIMATES BASED ON SAMPLE ENQUIRY >>>

DOMESTIC HOUSEHOLDS		ESTIMATED TOTAL : 20 717	
HOUSEHOLD COMPOSITION		TENURE OF ACCOMMODATION	
One person	2 995	Owner-occupier	12 501
One unextended nuclear family	12 577	Sole tenant	5 469
One vertically extended nuclear family	2 232	Co-tenant	1 206
One horizontally extended nuclear family	400	Main tenant	263
Two or more nuclear families	1 110	Sub-tenant	848
Related persons forming no nuclear family	1 022	Rent free	298
Unrelated persons	381	Provided by employer	132
MONTHLY HOUSEHOLD INCOME (HK\$)		MONTHLY HOUSEHOLD RENT (HK\$)	
Under 2,000	895	Zero rent	12 944
2,000 - 3,999	1 432	Under 200	15
4,000 - 5,999	2 405	200 - 399	403
6,000 - 7,999	2 569	400 - 599	2 133
8,000 - 9,999	2 138	600 - 799	888
10,000 - 14,999	4 654	800 - 999	657
15,000 - 19,999	3 041	1,000 - 1,999	1 413
20,000 - 29,999	2 291	2,000 - 2,999	802
30,000 - 39,999	844	3,000 - 4,999	990
40,000 - 49,999	214	5,000 - 9,999	421
50,000 and over	234	10,000 and over	51

<<< ESTIMATES BASED ON SAMPLE ENQUIRY >>>

ENUMERATED RESIDENTS ESTIMATED TOTAL: 69 037

USUAL LANGUAGE / DIALECT

Cantonese	59 659
English	448
Putonghua	585
Chiu Chau	375
Hakka	433
Fukien (including Taiwanese)	1 778
Sze Yap	238
Shanghaiense	419
Other Chinese dialects	531
Filipino	59
Japanese	16
Other languages	208
N.A. (Persons under age 5 or dumb)	4 288

OCCUPATION

Managers and administrators	2 614
Professionals and associate professionals	5 416
Clerks	6 834
Service workers and shop sales workers	4 949
Skilled agricultural and fishery workers	548
Craft and related workers	4 520
Plant and machine operators and assemblers	4 061
Elementary occupations	6 263
Armed forces and occupations not classifiable	22
N.A. (Persons unemployed or economically inactive)	33 810

MARITAL STATUS

	<i>Male</i>	<i>Female</i>
Never married	10 656	7 779
Married	16 766	16 363
Widowed	803	3 381
Divorced / Separated	281	475
N.A. (Persons under age 15)	6 540	5 993
Total	35 046	33 991

INDUSTRY

Manufacturing	8 067
Construction	2 430
Wholesale, retail and import / export trades, restaurants and hotels	8 540
Transport, storage and communication	3 535
Financing, insurance, real estate and business services	4 760
Community, social and personal services	6 824
Other industries	1 071
N.A. (Persons unemployed or economically inactive)	33 810

EDUCATIONAL ATTAINMENT

	<i>Under age 15</i>	<i>Age 15 and over</i>
No schooling / Kindergarten	5 112	8 225
Primary	5 147	13 623
Lower secondary	2 267	10 066
Upper secondary	7	15 858
Matriculation	-	2 773
Tertiary		
Non-degree courses	-	3 452
Degree courses	-	2 507
Total	12 533	56 504

ACTIVITY STATUS

Economically active	
Self-employed	2 046
Employers	1 666
Employees	31 141
Unpaid family workers	374
Unemployed persons	1 112
Economically inactive	
Home-makers	8 046
Students	13 945
Of independent means	182
Retired persons	6 876
Other economically inactive	3 649

MONTHLY INCOME FROM MAIN EMPLOYMENT (HK\$)

Under 1,000	817
1,000 - 1,999	1 027
2,000 - 3,999	6 131
4,000 - 5,999	11 105
6,000 - 7,999	6 712
8,000 - 9,999	3 331
10,000 - 14,999	3 597
15,000 - 19,999	1 177
20,000 - 29,999	634
30,000 and over	322
Unpaid family workers	374
N.A. (Persons unemployed or economically inactive)	33 810

TERTIARY PLANNING UNIT : 1.6.2

<<< STATISTICS BASED ON COMPLETE ENUMERATION >>>

OCCUPIED LIVING QUARTERS		TOTAL :	DOMESTIC HOUSEHOLDS		TOTAL :
		6 225			6 197
TYPE OF LIVING QUARTERS			HOUSEHOLD SIZE		
Permanent housing			One	542	
Housing Authority rental blocks			Two	1 553	
Group A			Three	1 385	
Group B			Four	1 502	
Housing Society rental blocks			Five	840	
Housing Authority home ownership estates			Six and over	375	
Private housing blocks			ENUMERATED RESIDENTS		
Self-contained			TOTAL :		
Non self-contained			20 577		
Villas / Bungalows / Modern village houses			AGE	<i>Male</i>	<i>Female</i>
Simple stone structures			0 - 4	861	920
Institutions			5 - 9	740	698
Other permanent housing			10 - 14	687	606
Temporary housing			15 - 19	473	477
Roof-top structures			20 - 24	365	564
Other temporary housing			25 - 29	866	1 596
			30 - 34	1 796	2 122
			35 - 39	1 434	1 340
			40 - 44	933	728
			45 - 49	365	306
			50 - 54	291	294
			55 - 59	267	342
			60 - 64	195	315
			65 - 69	159	255
			70 - 74	120	187
			75 and over	120	155
			Total	9 672	10 905

<<< ESTIMATES BASED ON SAMPLE ENQUIRY >>>

DOMESTIC HOUSEHOLDS		ESTIMATED TOTAL :
		6 358
HOUSEHOLD COMPOSITION		TENURE OF ACCOMMODATION
One person	584	Owner-occupier
One unextended nuclear family	4 352	Sole tenant
One vertically extended nuclear family	730	Co-tenant
One horizontally extended nuclear family	165	Main tenant
Two or more nuclear families	290	Sub-tenant
Related persons forming no nuclear family	129	Rent free
Unrelated persons	108	Provided by employer
MONTHLY HOUSEHOLD INCOME (HK\$)		
Under 2,000	51	Zero rent
2,000 - 3,999	82	Under 200
4,000 - 5,999	103	200 - 399
6,000 - 7,999	179	400 - 599
8,000 - 9,999	156	600 - 799
10,000 - 14,999	761	800 - 999
15,000 - 19,999	1 125	1,000 - 1,999
20,000 - 29,999	1 677	2,000 - 2,999
30,000 - 39,999	1 097	3,000 - 4,999
40,000 - 49,999	523	5,000 - 9,999
50,000 and over	604	10,000 and over
		5 319
		7
		21
		-
		23
		45
		172
		14
		27
		451
		279

<<<

ESTIMATES BASED ON SAMPLE ENQUIRY

>>>

ENUMERATED RESIDENTS

ESTIMATED TOTAL : 20 661

USUAL LANGUAGE / DIALECT

Cantonese	17 348
English	870
Putonghua	168
Chiu Chau	63
Hakka	—
Fukien (including Taiwanese)	82
Sze Yap	7
Shanghai	143
Other Chinese dialects	30
Filipino	73
Japanese	37
Other languages	29
N.A. (Persons under age 5 or dumb)	1 811

OCCUPATION

Managers and administrators	2 944
Professionals and associate professionals	3 749
Clerks	2 345
Service workers and shop sales workers	1 146
Skilled agricultural and fishery workers	—
Craft and related workers	381
Plant and machine operators and assemblers	364
Elementary occupations	1 156
Armed forces and occupations not classifiable	—
N.A. (Persons unemployed or economically inactive)	8 576

MARITAL STATUS

	Male	Female
Never married	2 082	1 879
Married	5 610	6 003
Widowed	61	514
Divorced / Separated	52	114
N.A. (Persons under age 15)	2 239	2 107
Total	10 044	10 617

EDUCATIONAL ATTAINMENT

	Under age 15	Age 15 and over
No schooling / Kindergarten	2 087	697
Primary	1 654	1 598
Lower secondary	605	1 836
Upper secondary	—	6 137
Matriculation	—	1 667
Tertiary		
Non-degree courses	—	2 206
Degree courses	—	2 174
Total	4 346	16 315

ACTIVITY STATUS

Economically active	
Self-employed	479
Employers	997
Employees	10 529
Unpaid family workers	80
Unemployed persons	132
Economically inactive	
Home-makers	2 097
Students	4 143
Of independent means	36
Retired persons	978
Other economically inactive	1 190

INDUSTRY

Manufacturing	1 785
Construction	458
Wholesale, retail and import / export trades, restaurants and hotels	2 634
Transport, storage and communication	851
Financing, insurance, real estate and business services	3 139
Community, social and personal services	3 090
Other industries	128
N.A. (Persons unemployed or economically inactive)	8 576

MONTHLY INCOME FROM MAIN EMPLOYMENT (HK\$)

Under 1,000	223
1,000 - 1,999	22
2,000 - 3,999	1 232
4,000 - 5,999	1 259
6,000 - 7,999	1 542
8,000 - 9,999	1 216
10,000 - 14,999	2 810
15,000 - 19,999	1 174
20,000 - 29,999	1 473
30,000 and over	1 054
Unpaid family workers	80
N.A. (Persons unemployed or economically inactive)	8 576

TERTIARY PLANNING UNIT : 1.6.3

<<< STATISTICS BASED ON COMPLETE ENUMERATION >>>

OCCUPIED LIVING QUARTERS TOTAL : 14 034		DOMESTIC HOUSEHOLDS TOTAL : 14 027		
TYPE OF LIVING QUARTERS		HOUSEHOLD SIZE		
Permanent housing		One	1 314	
Housing Authority rental blocks		Two	2 289	
Group A	4 387	Three	2 963	
Group B	-	Four	3 470	
Housing Society rental blocks	-	Five	2 256	
Housing Authority home ownership estates	4 339	Six and over	1 735	
Private housing blocks		ENUMERATED RESIDENTS TOTAL : 51 588		
Self-contained	2 957	AGE	<i>Male</i>	<i>Female</i>
Non self-contained	-	0 - 4	1 867	1 714
Villas / Bungalows / Modern village houses	-	5 - 9	1 939	1 763
Simple stone structures	1	10 - 14	1 906	1 702
Institutions	1	15 - 19	1 867	1 807
Other permanent housing	76	20 - 24	1 783	1 925
Temporary housing		25 - 29	3 006	2 987
Roof-top structures	-	30 - 34	3 622	3 199
Other temporary housing	2 273	35 - 39	2 622	2 227
		40 - 44	1 935	1 640
		45 - 49	1 073	807
		50 - 54	1 067	979
		55 - 59	1 077	1 084
		60 - 64	1 038	1 066
		65 - 69	769	802
		70 - 74	527	580
		75 and over	446	762
		Total	26 544	25 044

<<< ESTIMATES BASED ON SAMPLE ENQUIRY >>>

DOMESTIC HOUSEHOLDS		ESTIMATED TOTAL : 14 021	
HOUSEHOLD COMPOSITION		TENURE OF ACCOMMODATION	
One person	1 484	Owner-occupier	6 972
One unextended nuclear family	8 693	Sole tenant	6 834
One vertically extended nuclear family	1 719	Co-tenant	50
One horizontally extended nuclear family	333	Main tenant	8
Two or more nuclear families	1 073	Sub-tenant	29
Related persons forming no nuclear family	581	Rent free	21
Unrelated persons	138	Provided by employer	107
MONTHLY HOUSEHOLD INCOME (HK\$)		MONTHLY HOUSEHOLD RENT (HK\$)	
Under 2,000	332	Zero rent	7 086
2,000 - 3,999	740	Under 200	1 334
4,000 - 5,999	1 581	200 - 399	1 203
6,000 - 7,999	1 873	400 - 599	522
8,000 - 9,999	1 594	600 - 799	1 540
10,000 - 14,999	3 122	800 - 999	1 647
15,000 - 19,999	2 092	1,000 - 1,999	440
20,000 - 29,999	1 884	2,000 - 2,999	51
30,000 - 39,999	519	3,000 - 4,999	115
40,000 - 49,999	130	5,000 - 9,999	75
50,000 and over	154	10,000 and over	8

<<< ESTIMATES BASED ON SAMPLE ENQUIRY >>>

ENUMERATED RESIDENTS ESTIMATED TOTAL: 53 069

USUAL LANGUAGE / DIALECT

Cantonese	45 651
English	294
Putonghua	537
Chiu Chau	506
Hakka	609
Fukien (including Taiwanese)	1 053
Sze Yap	122
Shanghainese	66
Other Chinese dialects	519
Filipino	44
Japanese	-
Other languages	139
N.A. (Persons under age 5 or dumb)	3 529

OCCUPATION

Managers and administrators	1 983
Professionals and associate professionals	3 797
Clerks	5 456
Service workers and shop sales workers	3 637
Skilled agricultural and fishery workers	61
Craft and related workers	4 550
Plant and machine operators and assemblers	3 355
Elementary occupations	4 905
Armed forces and occupations not classifiable	37
N.A. (Persons unemployed or economically inactive)	25 288

MARITAL STATUS

	<i>Male</i>	<i>Female</i>
Never married	7 671	5 802
Married	12 911	12 512
Widowed	410	2 003
Divorced / Separated	188	216
N.A. (Persons under age 15)	5 841	5 515
Total	27 021	26 048

INDUSTRY

Manufacturing	7 171
Construction	2 130
Wholesale, retail and import / export trades, restaurants and hotels	6 294
Transport, storage and communication	2 833
Financing, insurance, real estate and business services	3 850
Community, social and personal services	5 212
Other industries	291
N.A. (Persons unemployed or economically inactive)	25 288

EDUCATIONAL ATTAINMENT

	<i>Under age 15</i>	<i>Age 15 and over</i>
No schooling / Kindergarten	4 379	5 050
Primary	5 078	10 363
Lower secondary	1 892	7 927
Upper secondary	7	12 292
Matriculation	-	2 409
Tertiary		
Non-degree courses	-	2 296
Degree courses	-	1 376
Total	11 356	41 713

ACTIVITY STATUS

Economically active	
Self-employed	1 150
Employers	1 031
Employees	25 346
Unpaid family workers	254
Unemployed persons	720
Economically inactive	
Home-makers	5 568
Students	12 180
Of independent means	24
Retired persons	3 714
Other economically inactive	3 082

MONTHLY INCOME FROM MAIN EMPLOYMENT (HK\$)

Under 1,000	802
1,000 - 1,999	730
2,000 - 3,999	5 294
4,000 - 5,999	8 439
6,000 - 7,999	5 265
8,000 - 9,999	2 653
10,000 - 14,999	2 773
15,000 - 19,999	817
20,000 - 29,999	522
30,000 and over	232
Unpaid family workers	254
N.A. (Persons unemployed or economically inactive)	25 288

TERTIARY PLANNING UNIT : 1.6.4, 1.6.5, 1.6.6

<<< STATISTICS BASED ON COMPLETE ENUMERATION >>>

OCCUPIED LIVING QUARTERS TOTAL :		21 726		DOMESTIC HOUSEHOLDS TOTAL :		21 993	
TYPE OF LIVING QUARTERS				HOUSEHOLD SIZE			
Permanent housing				One			2 873
Housing Authority rental blocks				Two			3 735
Group A	11 594			Three			4 077
Group B	5 730			Four			5 066
Housing Society rental blocks	-			Five			3 394
				Six and over			2 848
Housing Authority home ownership estates	1 794			ENUMERATED RESIDENTS TOTAL : 78 854			
Private housing blocks				AGE		<i>Male</i>	<i>Female</i>
Self-contained	1 903			0 - 4		2 077	1 916
Non self-contained	-			5 - 9		2 702	2 477
Villas / Bungalows / Modern village houses	-			10 - 14		2 963	2 812
Simple stone structures	11			15 - 19		3 203	2 946
Institutions	2			20 - 24		3 427	3 129
Other permanent housing	239			25 - 29		4 627	3 945
Temporary housing				30 - 34		4 387	3 603
Roof-top structures	13			35 - 39		3 428	2 960
Other temporary housing	440			40 - 44		2 789	2 306
				45 - 49		1 520	1 201
				50 - 54		1 685	1 436
				55 - 59		1 964	1 934
				60 - 64		1 973	2 129
				65 - 69		1 697	1 975
				70 - 74		1 297	1 464
				75 and over		1 153	1 729
				Total		40 892	37 962

<<< ESTIMATES BASED ON SAMPLE ENQUIRY >>>

DOMESTIC HOUSEHOLDS		ESTIMATED TOTAL : 22 304	
HOUSEHOLD COMPOSITION		TENURE OF ACCOMMODATION	
One person	3 115	Owner-occupier	3 817
One unextended nuclear family	12 900	Sole tenant	17 345
One vertically extended nuclear family	2 861	Co-tenant	603
One horizontally extended nuclear family	465	Main tenant	16
Two or more nuclear families	1 454	Sub-tenant	49
Related persons forming no nuclear family	1 278	Rent free	148
Unrelated persons	231	Provided by employer	326
MONTHLY HOUSEHOLD INCOME (HK\$)		MONTHLY HOUSEHOLD RENT (HK\$)	
Under 2,000	1 617	Zero rent	4 034
2,000 - 3,999	1 757	Under 200	714
4,000 - 5,999	3 187	200 - 399	4 248
6,000 - 7,999	3 097	400 - 599	2 790
8,000 - 9,999	3 305	600 - 799	5 039
10,000 - 14,999	4 944	800 - 999	3 368
15,000 - 19,999	2 376	1,000 - 1,999	1 799
20,000 - 29,999	1 554	2,000 - 2,999	168
30,000 - 39,999	304	3,000 - 4,999	129
40,000 - 49,999	95	5,000 - 9,999	15
50,000 and over	68	10,000 and over	-

<<<

ESTIMATES BASED ON SAMPLE ENQUIRY

>>>

ENUMERATED RESIDENTS

ESTIMATED TOTAL : 82 367

USUAL LANGUAGE / DIALECT

Cantonese	73 019
English	107
Putonghua	176
Chiu Chau	759
Hakka	427
Fukien (including Taiwanese)	1 439
Sze Yap	351
Shanghainese	60
Other Chinese dialects	972
Filipino	-
Japanese	16
Other languages	74
N.A. (Persons under age 5 or dumb)	4 967

OCCUPATION

Managers and administrators	1 038
Professionals and associate professionals	3 612
Clerks	6 546
Service workers and shop sales workers	5 389
Skilled agricultural and fishery workers	66
Craft and related workers	7 414
Plant and machine operators and assemblers	6 390
Elementary occupations	9 518
Armed forces and occupations not classifiable	38
N.A. (Persons unemployed or economically inactive)	42 356

MARITAL STATUS

	Male	Female
Never married	14 777	9 752
Married	18 401	17 281
Widowed	1 116	4 347
Divorced / Separated	373	284
N.A. (Persons under age 15)	8 223	7 813
Total	42 890	39 477

EDUCATIONAL ATTAINMENT

	Under age 15	Age 15 and over
No schooling / Kindergarten	5 625	14 854
Primary	7 474	18 530
Lower secondary	2 929	12 695
Upper secondary	8	14 845
Matriculation	-	1 933
Tertiary		
Non-degree courses	-	2 382
Degree courses	-	1 092
Total	16 036	66 331

INDUSTRY

Manufacturing	11 072
Construction	3 606
Wholesale, retail and import / export trades, restaurants and hotels	8 011
Transport, storage and communication	4 355
Financing, insurance, real estate and business services	4 834
Community, social and personal services	7 395
Other industries	738
N.A. (Persons unemployed or economically inactive)	42 356

ACTIVITY STATUS

Economically active	
Self-employed	1 655
Employers	785
Employees	37 355
Unpaid family workers	216
Unemployed persons	1 616
Economically inactive	
Home-makers	9 579
Students	17 877
Of independent means	82
Retired persons	8 824
Other economically inactive	4 378

MONTHLY INCOME FROM MAIN EMPLOYMENT (HK\$)

Under 1,000	1 178
1,000 - 1,999	1 569
2,000 - 3,999	9 639
4,000 - 5,999	14 532
6,000 - 7,999	7 383
8,000 - 9,999	2 825
10,000 - 14,999	2 037
15,000 - 19,999	360
20,000 - 29,999	197
30,000 and over	75
Unpaid family workers	216
N.A. (Persons unemployed or economically inactive)	42 356

TERTIARY PLANNING UNIT : 1.7.1

<<< STATISTICS BASED ON COMPLETE ENUMERATION >>>

OCCUPIED LIVING QUARTERS TOTAL :		4 808		DOMESTIC HOUSEHOLDS TOTAL :		4 233			
TYPE OF LIVING QUARTERS				HOUSEHOLD SIZE					
Permanent housing				One 548					
Housing Authority rental blocks				Two 864					
Group A -				Three 700					
Group B -				Four 902					
Housing Society rental blocks -				Five 688					
Housing Authority home ownership estates -				Six and over 531					
Private housing blocks				ENUMERATED RESIDENTS TOTAL :				16 972	
Self-contained 2 687				AGE				<i>Male</i>	
Non self-contained -				0 - 4				676	
Villas / Bungalows / Modern village houses 122				5 - 9				667	
Simple stone structures 229				10 - 14				588	
Institutions 335				15 - 19				346	
Other permanent housing 965				20 - 24				400	
Temporary housing				25 - 29				437	
Roof-top structures -				30 - 34				686	
Other temporary housing 470				35 - 39				813	
				40 - 44				883	
				45 - 49				486	
				50 - 54				408	
				55 - 59				354	
				60 - 64				299	
				65 - 69				196	
				70 - 74				183	
				75 and over				253	
				Total				7 675	
								9 297	

<<< ESTIMATES BASED ON SAMPLE ENQUIRY >>>

DOMESTIC HOUSEHOLDS		ESTIMATED TOTAL :		4 100	
HOUSEHOLD COMPOSITION			TENURE OF ACCOMMODATION		
One person	490	Owner-occupier	1 959		
One unextended nuclear family	2 702	Sole tenant	895		
One vertically extended nuclear family	356	Co-tenant	-		
One horizontally extended nuclear family	59	Main tenant	7		
Two or more nuclear families	225	Sub-tenant	-		
Related persons forming no nuclear family	111	Rent free	61		
Unrelated persons	157	Provided by employer	1 178		
MONTHLY HOUSEHOLD INCOME (HK\$)			MONTHLY HOUSEHOLD RENT (HK\$)		
Under 2,000	55	Zero rent	2 410		
2,000 - 3,999	150	Under 200	29		
4,000 - 5,999	241	200 - 399	129		
6,000 - 7,999	154	400 - 599	24		
8,000 - 9,999	182	600 - 799	45		
10,000 - 14,999	293	800 - 999	29		
15,000 - 19,999	212	1,000 - 1,999	101		
20,000 - 29,999	316	2,000 - 2,999	251		
30,000 - 39,999	400	3,000 - 4,999	364		
40,000 - 49,999	459	5,000 - 9,999	76		
50,000 and over	1 638	10,000 and over	642		

<<<

ESTIMATES BASED ON SAMPLE ENQUIRY

>>>

ENUMERATED RESIDENTS

ESTIMATED TOTAL: 16 963

USUAL LANGUAGE / DIALECT

Cantonese	9 705
English	4 438
Putonghua	124
Chiu Chau	261
Hakka	90
Fukien (including Taiwanese)	22
Sze Yap	21
Shanghainese	100
Other Chinese dialects	16
Filipino	36
Japanese	73
Other languages	799
N.A. (Persons under age 5 or dumb)	1 278

OCCUPATION

Managers and administrators	1 773
Professionals and associate professionals	3 014
Clerks	659
Service workers and shop sales workers	550
Skilled agricultural and fishery workers	7
Craft and related workers	276
Plant and machine operators and assemblers	204
Elementary occupations	2 226
Armed forces and occupations not classifiable	-
N.A. (Persons unemployed or economically inactive)	8 254

MARITAL STATUS

	Male	Female
Never married	1 389	2 499
Married	3 967	4 418
Widowed	118	718
Divorced / Separated	73	103
N.A. (Persons under age 15)	1 882	1 796
Total	7 429	9 534

EDUCATIONAL ATTAINMENT

	Under age 15	Age 15 and over
No schooling / Kindergarten	1 454	1 233
Primary	1 636	1 400
Lower secondary	529	1 062
Upper secondary	59	3 136
Matriculation	-	1 324
Tertiary		
Non-degree courses	-	1 223
Degree courses	-	3 907
Total	3 678	13 285

ACTIVITY STATUS

Economically active	
Self-employed	484
Employers	767
Employees	7 413
Unpaid family workers	45
Unemployed persons	189
Economically inactive	
Home-makers	1 419
Students	3 767
Of independent means	13
Retired persons	1 256
Other economically inactive	1 610

INDUSTRY

Manufacturing	764
Construction	316
Wholesale, retail and import / export trades, restaurants and hotels	1 243
Transport, storage and communication	508
Financing, insurance, real estate and business services	1 107
Community, social and personal services	4 662
Other industries	109
N.A. (Persons unemployed or economically inactive)	8 254

MONTHLY INCOME FROM MAIN EMPLOYMENT (HK\$)

Under 1,000	287
1,000 - 1,999	110
2,000 - 3,999	2 176
4,000 - 5,999	885
6,000 - 7,999	676
8,000 - 9,999	395
10,000 - 14,999	615
15,000 - 19,999	566
20,000 - 29,999	605
30,000 and over	2 349
Unpaid family workers	45
N.A. (Persons unemployed or economically inactive)	8 254

TERTIARY PLANNING UNIT : 1.7.2

<<< STATISTICS BASED ON COMPLETE ENUMERATION >>>

OCCUPIED LIVING QUARTERS TOTAL : 15 877		DOMESTIC HOUSEHOLDS TOTAL : 15 944	
TYPE OF LIVING QUARTERS		HOUSEHOLD SIZE	
Permanent housing		One	1 081
Housing Authority rental blocks		Two	2 267
Group A	9 753	Three	3 236
Group B	-	Four	4 074
Housing Society rental blocks	-	Five	3 033
		Six and over	2 253
Housing Authority home ownership estates	-	ENUMERATED RESIDENTS TOTAL : 61 678	
Private housing blocks		AGE	Male Female
Self-contained	5 175	0 - 4	1 297 1 285
Non self-contained	-	5 - 9	1 669 1 554
Villas / Bungalows / Modern village houses	-	10 - 14	2 025 1 909
Simple stone structures	292	15 - 19	2 872 2 522
Institutions	-	20 - 24	3 588 3 547
Other permanent housing	202	25 - 29	3 245 3 105
Temporary housing		30 - 34	2 607 2 724
Roof-top structures	-	35 - 39	2 225 2 417
Other temporary housing	455	40 - 44	2 174 2 537
		45 - 49	1 352 1 610
		50 - 54	1 740 1 795
		55 - 59	1 922 1 616
		60 - 64	1 471 1 461
		65 - 69	1 089 1 104
		70 - 74	748 844
		75 and over	638 986
		Total	30 662 31 016

<<< ESTIMATES BASED ON SAMPLE ENQUIRY >>>

DOMESTIC HOUSEHOLDS		ESTIMATED TOTAL : 15 727	
HOUSEHOLD COMPOSITION		TENURE OF ACCOMMODATION	
One person	1 113	Owner-occupier	4 982
One unextended nuclear family	10 579	Sole tenant	10 222
One vertically extended nuclear family	2 104	Co-tenant	96
One horizontally extended nuclear family	243	Main tenant	-
Two or more nuclear families	967	Sub-tenant	8
Related persons forming no nuclear family	579	Rent free	60
Unrelated persons	142	Provided by employer	359
MONTHLY HOUSEHOLD INCOME (HK\$)		MONTHLY HOUSEHOLD RENT (HK\$)	
Under 2,000	237	Zero rent	5 262
2,000 - 3,999	460	Under 200	59
4,000 - 5,999	1 118	200 - 399	57
6,000 - 7,999	1 492	400 - 599	38
8,000 - 9,999	1 316	600 - 799	4 801
10,000 - 14,999	3 330	800 - 999	1 440
15,000 - 19,999	2 568	1,000 - 1,999	3 392
20,000 - 29,999	2 763	2,000 - 2,999	57
30,000 - 39,999	1 048	3,000 - 4,999	36
40,000 - 49,999	597	5,000 - 9,999	487
50,000 and over	798	10,000 and over	98

<<< ESTIMATES BASED ON SAMPLE ENQUIRY >>>

ENUMERATED RESIDENTS ESTIMATED TOTAL : 61 080

USUAL LANGUAGE / DIALECT

Cantonese	54 536
English	1 177
Putonghua	462
Chiu Chau	767
Hakka	305
Fukien (including Taiwanese)	312
Sze Yap	97
Shanghainese	211
Other Chinese dialects	317
Filipino	99
Japanese	29
Other languages	259
N.A. (Persons under age 5 or dumb)	2 509

OCCUPATION

Managers and administrators	3 095
Professionals and associate professionals	6 488
Clerks	7 521
Service workers and shop sales workers	4 153
Skilled agricultural and fishery workers	110
Craft and related workers	2 569
Plant and machine operators and assemblers	2 829
Elementary occupations	5 820
Armed forces and occupations not classifiable	—
N.A. (Persons unemployed or economically inactive)	28 495

MARITAL STATUS

	<i>Male</i>	<i>Female</i>
Never married	11 249	9 593
Married	13 663	13 904
Widowed	595	2 238
Divorced / Separated	230	246
N.A. (Persons under age 15)	4 749	4 613
Total	30 486	30 594

INDUSTRY

Manufacturing	5 006
Construction	1 141
Wholesale, retail and import / export trades, restaurants and hotels	7 483
Transport, storage and communication	3 482
Financing, insurance, real estate and business services	6 877
Community, social and personal services	8 072
Other industries	524
N.A. (Persons unemployed or economically inactive)	28 495

EDUCATIONAL ATTAINMENT

	<i>Under age 15</i>	<i>Age 15 and over</i>
No schooling / Kindergarten	3 131	5 638
Primary	4 065	11 018
Lower secondary	2 137	7 818
Upper secondary	29	16 011
Matriculation	—	3 470
Tertiary		
Non-degree courses	—	4 117
Degree courses	—	3 646
Total	9 362	51 718

ACTIVITY STATUS

Economically active	
Self-employed	1 187
Employers	1 541
Employees	29 627
Unpaid family workers	230
Unemployed persons	1 068
Economically inactive	
Home-makers	7 243
Students	12 844
Of independent means	89
Retired persons	4 856
Other economically inactive	2 395

MONTHLY INCOME FROM MAIN EMPLOYMENT (HK\$)

Under 1,000	684
1,000 - 1,999	770
2,000 - 3,999	5 295
4,000 - 5,999	10 530
6,000 - 7,999	5 501
8,000 - 9,999	2 786
10,000 - 14,999	3 062
15,000 - 19,999	1 316
20,000 - 29,999	1 275
30,000 and over	1 136
Unpaid family workers	230
N.A. (Persons unemployed or economically inactive)	28 495

TERTIARY PLANNING UNIT : 1.7.3

<<< STATISTICS BASED ON COMPLETE ENUMERATION >>>

OCCUPIED LIVING QUARTERS		TOTAL :	DOMESTIC HOUSEHOLDS		TOTAL :
		14 247			14 764
TYPE OF LIVING QUARTERS			HOUSEHOLD SIZE		
Permanent housing			One	1 891	
Housing Authority rental blocks			Two	2 983	
Group A			Three	2 904	
Group B			Four	3 185	
Housing Society rental blocks			Five	1 985	
			Six and over	1 816	
Housing Authority home ownership estates			ENUMERATED RESIDENTS		
			TOTAL :		
			52 683		
Private housing blocks			AGE		
Self-contained				Male	Female
Non self-contained			0 - 4	1 625	1 494
Villas / Bungalows / Modern village houses			5 - 9	1 791	1 655
Simple stone structures			10 - 14	1 923	1 773
Institutions			15 - 19	1 998	1 915
Other permanent housing			20 - 24	2 260	2 243
Temporary housing			25 - 29	3 092	3 095
Roof-top structures			30 - 34	2 935	2 719
Other temporary housing			35 - 39	2 275	2 090
			40 - 44	1 828	1 511
			45 - 49	946	855
			50 - 54	1 085	993
			55 - 59	1 240	1 224
			60 - 64	1 258	1 295
			65 - 69	1 006	1 044
			70 - 74	709	838
			75 and over	722	1 246
			Total	26 693	25 990

<<< ESTIMATES BASED ON SAMPLE ENQUIRY >>>

DOMESTIC HOUSEHOLDS		ESTIMATED TOTAL :	
		14 969	
HOUSEHOLD COMPOSITION		TENURE OF ACCOMMODATION	
One person	1 884	Owner-occupier	6 403
One unextended nuclear family	8 994	Sole tenant	6 828
One vertically extended nuclear family	1 783	Co-tenant	471
One horizontally extended nuclear family	267	Main tenant	104
Two or more nuclear families	914	Sub-tenant	282
Related persons forming no nuclear family	909	Rent free	60
Unrelated persons	218	Provided by employer	821
MONTHLY HOUSEHOLD INCOME (HK\$)		MONTHLY HOUSEHOLD RENT (HK\$)	
Under 2,000	811	Zero rent	7 059
2,000 - 3,999	814	Under 200	490
4,000 - 5,999	1 774	200 - 399	3 534
6,000 - 7,999	1 885	400 - 599	1 937
8,000 - 9,999	1 616	600 - 799	597
10,000 - 14,999	3 156	800 - 999	180
15,000 - 19,999	2 064	1,000 - 1,999	454
20,000 - 29,999	1 832	2,000 - 2,999	188
30,000 - 39,999	587	3,000 - 4,999	282
40,000 - 49,999	190	5,000 - 9,999	248
50,000 and over	240	10,000 and over	-

<<<

ESTIMATES BASED ON SAMPLE ENQUIRY

>>>

ENUMERATED RESIDENTS

ESTIMATED TOTAL : 54 280

USUAL LANGUAGE / DIALECT

Cantonese	47 521
English	396
Putonghua	298
Chiu Chau	878
Hakka	67
Fukien (including Taiwanese)	585
Sze Yap	142
Shanghainese	147
Other Chinese dialects	502
Filipino	21
Japanese	22
Other languages	57
N.A. (Persons under age 5 or dumb)	3 644

OCCUPATION

Managers and administrators	1 894
Professionals and associate professionals	3 624
Clerks	4 561
Service workers and shop sales workers	4 336
Skilled agricultural and fishery workers	297
Craft and related workers	3 220
Plant and machine operators and assemblers	3 519
Elementary occupations	5 360
Armed forces and occupations not classifiable	60
N.A. (Persons unemployed or economically inactive)	27 409

MARITAL STATUS

	Male	Female
Never married	8 912	6 503
Married	12 245	12 315
Widowed	527	2 596
Divorced / Separated	220	292
N.A. (Persons under age 15)	5 413	5 257
Total	27 317	26 963

EDUCATIONAL ATTAINMENT

	Under age 15	Age 15 and over
No schooling / Kindergarten	4 195	9 161
Primary	4 662	10 586
Lower secondary	1 806	7 509
Upper secondary	7	10 869
Matriculation	—	1 968
Tertiary		
Non-degree courses	—	1 984
Degree courses	—	1 533
Total	10 670	43 610

ACTIVITY STATUS

Economically active	
Self-employed	1 058
Employers	1 316
Employees	24 132
Unpaid family workers	365
Unemployed persons	906
Economically inactive	
Home-makers	5 978
Students	11 575
Of independent means	65
Retired persons	5 470
Other economically inactive	3 415

INDUSTRY

Manufacturing	5 363
Construction	1 154
Wholesale, retail and import / export trades, restaurants and hotels	7 076
Transport, storage and communication	2 974
Financing, insurance, real estate and business services	3 428
Community, social and personal services	5 625
Other industries	1 251
N.A. (Persons unemployed or economically inactive)	27 409

MONTHLY INCOME FROM MAIN EMPLOYMENT (HK\$)

Under 1,000	698
1,000 - 1,999	693
2,000 - 3,999	4 798
4,000 - 5,999	9 042
6,000 - 7,999	4 784
8,000 - 9,999	2 418
10,000 - 14,999	2 432
15,000 - 19,999	791
20,000 - 29,999	621
30,000 and over	229
Unpaid family workers	365
N.A. (Persons unemployed or economically inactive)	27 409

TERTIARY PLANNING UNIT : 1.7.4

<<< STATISTICS BASED ON COMPLETE ENUMERATION >>>

OCCUPIED LIVING QUARTERS TOTAL : 15 678		DOMESTIC HOUSEHOLDS TOTAL : 15 788		
TYPE OF LIVING QUARTERS		HOUSEHOLD SIZE		
Permanent housing		One	1 017	
Housing Authority rental blocks		Two	1 803	
Group A	11 444	Three	3 044	
Group B	-	Four	4 402	
Housing Society rental blocks	-	Five	2 912	
Housing Authority home ownership estates	1 918	Six and over	2 610	
Private housing blocks		ENUMERATED RESIDENTS TOTAL : 63 846		
Self-contained	2 269	AGE	<i>Male</i>	<i>Female</i>
Non self-contained	-	0 - 4	2 211	2 164
Villas / Bungalows / Modern village houses	-	5 - 9	3 164	2 938
Simple stone structures	1	10 - 14	3 081	2 890
Institutions	-	15 - 19	2 906	2 875
Other permanent housing	6	20 - 24	2 743	2 509
Temporary housing		25 - 29	3 268	3 283
Roof-top structures	-	30 - 34	3 272	3 535
Other temporary housing	40	35 - 39	2 965	2 797
		40 - 44	2 375	2 122
		45 - 49	1 231	1 006
		50 - 54	1 210	1 032
		55 - 59	1 261	1 103
		60 - 64	1 096	952
		65 - 69	720	781
		70 - 74	514	552
		75 and over	474	816
		Total	32 491	31 355

<<< ESTIMATES BASED ON SAMPLE ENQUIRY >>>

DOMESTIC HOUSEHOLDS		ESTIMATED TOTAL : 16 057	
HOUSEHOLD COMPOSITION		TENURE OF ACCOMMODATION	
One person	909	Owner-occupier	3 797
One unextended nuclear family	11 506	Sole tenant	12 043
One vertically extended nuclear family	1 841	Co-tenant	81
One horizontally extended nuclear family	374	Main tenant	31
Two or more nuclear families	921	Sub-tenant	56
Related persons forming no nuclear family	388	Rent free	7
Unrelated persons	118	Provided by employer	42
MONTHLY HOUSEHOLD INCOME (HK\$)		MONTHLY HOUSEHOLD RENT (HK\$)	
Under 2,000	248	Zero rent	3 832
2,000 - 3,999	778	Under 200	15
4,000 - 5,999	1 950	200 - 399	426
6,000 - 7,999	2 767	400 - 599	719
8,000 - 9,999	2 337	600 - 799	7 045
10,000 - 14,999	3 987	800 - 999	2 589
15,000 - 19,999	2 197	1,000 - 1,999	1 111
20,000 - 29,999	1 433	2,000 - 2,999	112
30,000 - 39,999	294	3,000 - 4,999	156
40,000 - 49,999	29	5,000 - 9,999	45
50,000 and over	37	10,000 and over	7

<<< ESTIMATES BASED ON SAMPLE ENQUIRY >>>

ENUMERATED RESIDENTS ESTIMATED TOTAL : 65 612

USUAL LANGUAGE / DIALECT

Cantonese	58 614
English	101
Putonghua	177
Chiu Chau	411
Hakka	115
Fukien (including Taiwanese)	392
Sze Yap	96
Shanghainese	92
Other Chinese dialects	689
Filipino	-
Japanese	-
Other languages	178
N.A. (Persons under age 5 or dumb)	4 747

OCCUPATION

Managers and administrators	1 258
Professionals and associate professionals	2 721
Clerks	5 028
Service workers and shop sales workers	4 359
Skilled agricultural and fishery workers	697
Craft and related workers	4 636
Plant and machine operators and assemblers	4 737
Elementary occupations	6 844
Armed forces and occupations not classifiable	42
N.A. (Persons unemployed or economically inactive)	35 290

MARITAL STATUS

	<i>Male</i>	<i>Female</i>
Never married	9 272	6 806
Married	14 461	14 646
Widowed	527	2 251
Divorced / Separated	248	233
N.A. (Persons under age 15)	8 889	8 279
Total	33 397	32 215

INDUSTRY

Manufacturing	6 900
Construction	2 239
Wholesale, retail and import / export trades, restaurants and hotels	6 515
Transport, storage and communication	3 789
Financing, insurance, real estate and business services	3 298
Community, social and personal services	6 194
Other industries	1 387
N.A. (Persons unemployed or economically inactive)	35 290

EDUCATIONAL ATTAINMENT

	<i>Under age 15</i>	<i>Age 15 and over</i>
No schooling / Kindergarten	5 862	8 959
Primary	8 507	13 866
Lower secondary	2 792	9 391
Upper secondary	7	12 169
Matriculation	-	1 449
Tertiary		
Non-degree courses	-	1 949
Degree courses	-	661
Total	17 168	48 444

ACTIVITY STATUS

Economically active	
Self-employed	1 373
Employers	1 991
Employees	26 769
Unpaid family workers	189
Unemployed persons	1 047
Economically inactive	
Home-makers	7 093
Students	18 687
Of independent means	75
Retired persons	4 948
Other economically inactive	3 440

MONTHLY INCOME FROM MAIN EMPLOYMENT (HK\$)

Under 1,000	963
1,000 - 1,999	975
2,000 - 3,999	5 967
4,000 - 5,999	11 044
6,000 - 7,999	6 150
8,000 - 9,999	2 478
10,000 - 14,999	2 028
15,000 - 19,999	300
20,000 - 29,999	174
30,000 and over	54
Unpaid family workers	189
N.A. (Persons unemployed or economically inactive)	35 290

TERTIARY PLANNING UNIT : 1.7.5

<<< STATISTICS BASED ON COMPLETE ENUMERATION >>>

OCCUPIED LIVING QUARTERS TOTAL :		6 363		DOMESTIC HOUSEHOLDS TOTAL :		6 001		
TYPE OF LIVING QUARTERS				HOUSEHOLD SIZE				
Permanent housing				One				539
Housing Authority rental blocks				Two				969
Group A				Three				1 146
Group B				Four				1 291
5 150				Five				1 020
-				Six and over				1 036
Housing Society rental blocks				-				
-				ENUMERATED RESIDENTS TOTAL :				24 931
Housing Authority home ownership estates				AGE				
-								
Private housing blocks								
Self-contained				0 - 4				495
278				5 - 9				516
Non self-contained				10 - 14				741
-				15 - 19				1 350
Villas / Bungalows / Modern village houses				20 - 24				1 665
-				25 - 29				1 589
Simple stone structures				30 - 34				1 133
1				35 - 39				761
Institutions				40 - 44				732
305				45 - 49				463
Other permanent housing				50 - 54				625
369				55 - 59				727
Temporary housing				60 - 64				707
Roof-top structures				65 - 69				558
-				70 - 74				434
Other temporary housing				75 and over				426
260				Total				12 922
								12 009

<<< ESTIMATES BASED ON SAMPLE ENQUIRY >>>

DOMESTIC HOUSEHOLDS		ESTIMATED TOTAL :	
		5 887	
HOUSEHOLD COMPOSITION		TENURE OF ACCOMMODATION	
One person	573	Owner-occupier	254
One unextended nuclear family	3 585	Sole tenant	5 238
One vertically extended nuclear family	746	Co-tenant	101
One horizontally extended nuclear family	99	Main tenant	-
Two or more nuclear families	383	Sub-tenant	-
Related persons forming no nuclear family	403	Rent free	8
Unrelated persons	98	Provided by employer	286
MONTHLY HOUSEHOLD INCOME (HK\$)		MONTHLY HOUSEHOLD RENT (HK\$)	
Under 2,000	230	Zero rent	354
2,000 - 3,999	371	Under 200	270
4,000 - 5,999	747	200 - 399	155
6,000 - 7,999	692	400 - 599	3 693
8,000 - 9,999	683	600 - 799	736
10,000 - 14,999	1 469	800 - 999	97
15,000 - 19,999	799	1,000 - 1,999	511
20,000 - 29,999	675	2,000 - 2,999	20
30,000 - 39,999	142	3,000 - 4,999	44
40,000 - 49,999	28	5,000 - 9,999	7
50,000 and over	51	10,000 and over	-

<<< ESTIMATES BASED ON SAMPLE ENQUIRY >>>

ENUMERATED RESIDENTS ESTIMATED TOTAL : 24 782

USUAL LANGUAGE / DIALECT

Cantonese	22 791
English	224
Putonghua	52
Chiu Chau	387
Hakka	43
Fukien (including Taiwanese)	73
Sze Yap	95
Shanghainese	58
Other Chinese dialects	119
Filipino	-
Japanese	-
Other languages	135
N.A. (Persons under age 5 or dumb)	805

OCCUPATION

Managers and administrators	384
Professionals and associate professionals	1 482
Clerks	2 188
Service workers and shop sales workers	2 389
Skilled agricultural and fishery workers	75
Craft and related workers	1 449
Plant and machine operators and assemblers	1 781
Elementary occupations	3 258
Armed forces and occupations not classifiable	-
N.A. (Persons unemployed or economically inactive)	11 776

MARITAL STATUS

	<i>Male</i>	<i>Female</i>
Never married	5 779	4 332
Married	4 887	4 605
Widowed	470	1 271
Divorced / Separated	104	86
N.A. (Persons under age 15)	1 771	1 477
Total	13 011	11 771

EDUCATIONAL ATTAINMENT

	<i>Under age 15</i>	<i>Age 15 and over</i>
No schooling / Kindergarten	993	5 508
Primary	1 391	4 898
Lower secondary	864	3 446
Upper secondary	-	5 481
Matriculation	-	738
Tertiary		
Non-degree courses	-	989
Degree courses	-	474
Total	3 248	21 534

ACTIVITY STATUS

Economically active	
Self-employed	411
Employers	235
Employees	12 293
Unpaid family workers	67
Unemployed persons	552
Economically inactive	
Home-makers	2 263
Students	4 297
Of independent means	28
Retired persons	2 486
Other economically inactive	2 150

INDUSTRY

Manufacturing	3 040
Construction	591
Wholesale, retail and import / export trades, restaurants and hotels	2 921
Transport, storage and communication	1 201
Financing, insurance, real estate and business services	1 458
Community, social and personal services	3 526
Other industries	269
N.A. (Persons unemployed or economically inactive)	11 776

MONTHLY INCOME FROM MAIN EMPLOYMENT (HK\$)

Under 1,000	553
1,000 - 1,999	505
2,000 - 3,999	2 854
4,000 - 5,999	4 903
6,000 - 7,999	2 290
8,000 - 9,999	759
10,000 - 14,999	637
15,000 - 19,999	268
20,000 - 29,999	77
30,000 and over	93
Unpaid family workers	67
N.A. (Persons unemployed or economically inactive)	11 776

TERTIARY PLANNING UNIT : 1.8.1, 1.8.2

<<< STATISTICS BASED ON COMPLETE ENUMERATION >>>

OCCUPIED LIVING QUARTERS TOTAL : 1 365		DOMESTIC HOUSEHOLDS TOTAL : 1 340		
TYPE OF LIVING QUARTERS		HOUSEHOLD SIZE		
Permanent housing		One	262	
Housing Authority rental blocks		Two	262	
Group A	-	Three	258	
Group B	-	Four	194	
Housing Society rental blocks	-	Five	188	
Housing Authority home ownership estates	-	Six and over	176	
Private housing blocks		ENUMERATED RESIDENTS TOTAL : 4 526		
Self-contained	623	AGE	Male	Female
Non self-contained	-	0 - 4	152	143
Villas / Bungalows / Modern village houses	308	5 - 9	153	166
Simple stone structures	23	10 - 14	113	116
Institutions	40	15 - 19	66	70
Other permanent housing	371	20 - 24	42	112
Temporary housing		25 - 29	90	247
Roof-top structures	-	30 - 34	120	376
Other temporary housing	-	35 - 39	178	394
		40 - 44	255	369
		45 - 49	225	278
		50 - 54	162	162
		55 - 59	118	82
		60 - 64	60	69
		65 - 69	36	52
		70 - 74	23	32
		75 and over	30	35
		Total	1 823	2 703

<<< ESTIMATES BASED ON SAMPLE ENQUIRY >>>

DOMESTIC HOUSEHOLDS		ESTIMATED TOTAL : 1 131	
HOUSEHOLD COMPOSITION		TENURE OF ACCOMMODATION	
One person	185	Owner-occupier	203
One unextended nuclear family	759	Sole tenant	273
One vertically extended nuclear family	32	Co-tenant	-
One horizontally extended nuclear family	7	Main tenant	-
Two or more nuclear families	29	Sub-tenant	-
Related persons forming no nuclear family	7	Rent free	49
Unrelated persons	112	Provided by employer	606
MONTHLY HOUSEHOLD INCOME (HK\$)		MONTHLY HOUSEHOLD RENT (HK\$)	
Under 2,000	-	Zero rent	563
2,000 - 3,999	22	Under 200	14
4,000 - 5,999	44	200 - 399	-
6,000 - 7,999	35	400 - 599	13
8,000 - 9,999	14	600 - 799	7
10,000 - 14,999	33	800 - 999	-
15,000 - 19,999	20	1,000 - 1,999	27
20,000 - 29,999	61	2,000 - 2,999	61
30,000 - 39,999	84	3,000 - 4,999	102
40,000 - 49,999	113	5,000 - 9,999	166
50,000 and over	705	10,000 and over	178

<<< ESTIMATES BASED ON SAMPLE ENQUIRY >>>

ENUMERATED RESIDENTS ESTIMATED TOTAL: 4 211

USUAL LANGUAGE / DIALECT

Cantonese	662
English	2 919
Putonghua	31
Chiu Chau	-
Hakka	-
Fukien (including Taiwanese)	-
Sze Yap	-
Shanghainese	59
Other Chinese dialects	8
Filipino	80
Japanese	-
Other languages	159
N.A. (Persons under age 5 or dumb)	293

OCCUPATION

Managers and administrators	716
Professionals and associate professionals	586
Clerks	53
Service workers and shop sales workers	53
Skilled agricultural and fishery workers	-
Craft and related workers	16
Plant and machine operators and assemblers	38
Elementary occupations	1 013
Armed forces and occupations not classifiable	23
N.A. (Persons unemployed or economically inactive)	1 713

MARITAL STATUS

	<i>Male</i>	<i>Female</i>
Never married	222	686
Married	1 061	1 327
Widowed	7	46
Divorced / Separated	38	22
N.A. (Persons under age 15)	408	394
Total	1 736	2 475

INDUSTRY

Manufacturing	111
Construction	45
Wholesale, retail and import / export trades, restaurants and hotels	126
Transport, storage and communication	37
Financing, insurance, real estate and business services	706
Community, social and personal services	1 458
Other industries	15
N.A. (Persons unemployed or economically inactive)	1 713

EDUCATIONAL ATTAINMENT

	<i>Under age 15</i>	<i>Age 15 and over</i>
No schooling / Kindergarten	293	85
Primary	388	106
Lower secondary	107	82
Upper secondary	14	479
Matriculation	-	863
Tertiary		
Non-degree courses	-	219
Degree courses	-	1 575
Total	802	3 409

ACTIVITY STATUS

Economically active	
Self-employed	104
Employers	231
Employees	2 147
Unpaid family workers	16
Unemployed persons	45
Economically inactive	
Home-makers	539
Students	784
Of independent means	29
Retired persons	52
Other economically inactive	264

MONTHLY INCOME FROM MAIN EMPLOYMENT (HK\$)

Under 1,000	73
1,000 - 1,999	29
2,000 - 3,999	863
4,000 - 5,999	180
6,000 - 7,999	60
8,000 - 9,999	22
10,000 - 14,999	109
15,000 - 19,999	75
20,000 - 29,999	124
30,000 and over	947
Unpaid family workers	16
N.A. (Persons unemployed or economically inactive)	1 713

TERTIARY PLANNING UNIT : 1.8.3, 1.8.4

<<< STATISTICS BASED ON COMPLETE ENUMERATION >>>

OCCUPIED LIVING QUARTERS TOTAL :		1 216		DOMESTIC HOUSEHOLDS TOTAL :		1 192	
TYPE OF LIVING QUARTERS				HOUSEHOLD SIZE			
Permanent housing				One			116
Housing Authority rental blocks				Two			232
Group A	-			Three			207
Group B	-			Four			240
Housing Society rental blocks	-			Five			195
				Six and over			202
Housing Authority home ownership estates	-			<hr/>			
				ENUMERATED RESIDENTS		TOTAL :	
Private housing blocks						4 657	
Self-contained	953			AGE			
Non self-contained	-					<i>Male</i>	<i>Female</i>
Villas / Bungalows / Modern village houses	110			0 - 4		149	124
Simple stone structures	12			5 - 9		122	138
Institutions	14			10 - 14		139	116
Other permanent housing	127			15 - 19		72	63
Temporary housing				20 - 24		41	119
Roof-top structures	-			25 - 29		91	287
Other temporary housing	-			30 - 34		123	364
				35 - 39		160	366
				40 - 44		197	369
				45 - 49		159	206
				50 - 54		150	168
				55 - 59		156	135
				60 - 64		98	120
				65 - 69		79	97
				70 - 74		50	60
				75 and over		46	93
				Total		1 832	2 825

<<< ESTIMATES BASED ON SAMPLE ENQUIRY >>>

DOMESTIC HOUSEHOLDS		ESTIMATED TOTAL :	
		1 188	
HOUSEHOLD COMPOSITION		TENURE OF ACCOMMODATION	
One person	110	Owner-occupier	592
One unextended nuclear family	789	Sole tenant	192
One vertically extended nuclear family	77	Co-tenant	-
One horizontally extended nuclear family	14	Main tenant	-
Two or more nuclear families	46	Sub-tenant	-
Related persons forming no nuclear family	14	Rent free	-
Unrelated persons	138	Provided by employer	404
MONTHLY HOUSEHOLD INCOME (HK\$)		MONTHLY HOUSEHOLD RENT (HK\$)	
Under 2,000	-	Zero rent	886
2,000 - 3,999	30	Under 200	6
4,000 - 5,999	46	200 - 399	-
6,000 - 7,999	75	400 - 599	-
8,000 - 9,999	15	600 - 799	-
10,000 - 14,999	23	800 - 999	-
15,000 - 19,999	7	1,000 - 1,999	22
20,000 - 29,999	98	2,000 - 2,999	29
30,000 - 39,999	90	3,000 - 4,999	44
40,000 - 49,999	91	5,000 - 9,999	52
50,000 and over	713	10,000 and over	149

<<< ESTIMATES BASED ON SAMPLE ENQUIRY >>>

ENUMERATED RESIDENTS ESTIMATED TOTAL : 4 899

USUAL LANGUAGE / DIALECT

Cantonese	1 703
English	2 215
Putonghua	51
Chiu Chau	14
Hakka	8
Fukien (including Taiwanese)	7
Sze Yap	—
Shanghainese	111
Other Chinese dialects	7
Filipino	39
Japanese	110
Other languages	255
N.A. (Persons under age 5 or dumb)	379

OCCUPATION

Managers and administrators	896
Professionals and associate professionals	470
Clerks	22
Service workers and shop sales workers	55
Skilled agricultural and fishery workers	—
Craft and related workers	6
Plant and machine operators and assemblers	22
Elementary occupations	1 309
Armed forces and occupations not classifiable	—
N.A. (Persons unemployed or economically inactive)	2 119

MARITAL STATUS

	<i>Male</i>	<i>Female</i>
Never married	276	961
Married	1 100	1 370
Widowed	14	114
Divorced / Separated	64	21
N.A. (Persons under age 15)	508	471
Total	1 962	2 937

INDUSTRY

Manufacturing	221
Construction	30
Wholesale, retail and import / export trades, restaurants and hotels	261
Transport, storage and communication	105
Financing, insurance, real estate and business services	517
Community, social and personal services	1 616
Other industries	30
N.A. (Persons unemployed or economically inactive)	2 119

EDUCATIONAL ATTAINMENT

	<i>Under age 15</i>	<i>Age 15 and over</i>
No schooling / Kindergarten	394	222
Primary	453	255
Lower secondary	124	207
Upper secondary	8	965
Matriculation	—	543
Tertiary		
Non-degree courses	—	262
Degree courses	—	1 466
Total	979	3 920

ACTIVITY STATUS

Economically active	
Self-employed	114
Employers	377
Employees	2 275
Unpaid family workers	14
Unemployed persons	16
Economically inactive	
Home-makers	631
Students	860
Of independent means	22
Retired persons	290
Other economically inactive	300

MONTHLY INCOME FROM MAIN EMPLOYMENT (HK\$)

Under 1,000	47
1,000 – 1,999	15
2,000 – 3,999	1 199
4,000 – 5,999	200
6,000 – 7,999	30
8,000 – 9,999	46
10,000 – 14,999	159
15,000 – 19,999	67
20,000 – 29,999	129
30,000 and over	874
Unpaid family workers	14
N.A. (Persons unemployed or economically inactive)	2 119

TERTIARY PLANNING UNIT : 1.9.0, 1.9.4, 1.9.6

<<< STATISTICS BASED ON COMPLETE ENUMERATION >>>

OCCUPIED LIVING QUARTERS		TOTAL :	DOMESTIC HOUSEHOLDS		TOTAL :
		1 461			1 460
TYPE OF LIVING QUARTERS			HOUSEHOLD SIZE		
Permanent housing			One	220	
Housing Authority rental blocks			Two	332	
Group A			Three	220	
Group B			Four	296	
Housing Society rental blocks			Five	245	
			Six and over	147	
Housing Authority home ownership estates			ENUMERATED RESIDENTS		
			TOTAL :		4 957
			AGE	<i>Male</i>	<i>Female</i>
Private housing blocks			0 - 4	230	218
Self-contained			5 - 9	218	223
Non self-contained			10 - 14	145	148
Villas / Bungalows / Modern village houses			15 - 19	119	93
Simple stone structures			20 - 24	40	101
Institutions			25 - 29	97	326
Other permanent housing			30 - 34	234	444
Temporary housing			35 - 39	298	421
Roof-top structures			40 - 44	260	351
Other temporary housing			45 - 49	199	186
			50 - 54	128	93
			55 - 59	69	52
			60 - 64	45	43
			65 - 69	37	34
			70 - 74	24	21
			75 and over	28	32
			Total	2 171	2 786

<<< ESTIMATES BASED ON SAMPLE ENQUIRY >>>

DOMESTIC HOUSEHOLDS		ESTIMATED TOTAL :	
		1 375	
HOUSEHOLD COMPOSITION		TENURE OF ACCOMMODATION	
One person	196	Owner-occupier	278
One unextended nuclear family	962	Sole tenant	482
One vertically extended nuclear family	45	Co-tenant	-
One horizontally extended nuclear family	21	Main tenant	-
Two or more nuclear families	48	Sub-tenant	-
Related persons forming no nuclear family	-	Rent free	-
Unrelated persons	103	Provided by employer	615
MONTHLY HOUSEHOLD INCOME (HK\$)		MONTHLY HOUSEHOLD RENT (HK\$)	
Under 2,000	16	Zero rent	817
2,000 - 3,999	69	Under 200	7
4,000 - 5,999	111	200 - 399	30
6,000 - 7,999	23	400 - 599	8
8,000 - 9,999	22	600 - 799	-
10,000 - 14,999	38	800 - 999	-
15,000 - 19,999	55	1,000 - 1,999	22
20,000 - 29,999	46	2,000 - 2,999	16
30,000 - 39,999	43	3,000 - 4,999	31
40,000 - 49,999	92	5,000 - 9,999	24
50,000 and over	860	10,000 and over	420

<<< ESTIMATES BASED ON SAMPLE ENQUIRY >>>

ENUMERATED RESIDENTS ESTIMATED TOTAL: 4 584

USUAL LANGUAGE / DIALECT

Cantonese	853
English	2 374
Putonghua	156
Chiu Chau	-
Hakka	65
Fukien (including Taiwanese)	15
Sze Yap	-
Shanghainese	-
Other Chinese dialects	7
Filipino	98
Japanese	97
Other languages	454
N.A. (Persons under age 5 or dumb)	465

OCCUPATION

Managers and administrators	873
Professionals and associate professionals	481
Clerks	60
Service workers and shop sales workers	61
Skilled agricultural and fishery workers	-
Craft and related workers	46
Plant and machine operators and assemblers	39
Elementary occupations	713
Armed forces and occupations not classifiable	-
N.A. (Persons unemployed or economically inactive)	2 311

MARITAL STATUS

	<i>Male</i>	<i>Female</i>
Never married	270	552
Married	1 184	1 379
Widowed	23	37
Divorced / Separated	16	8
N.A. (Persons under age 15)	549	566
Total	2 042	2 542

EDUCATIONAL ATTAINMENT

	<i>Under age 15</i>	<i>Age 15 and over</i>
No schooling / Kindergarten	554	156
Primary	425	190
Lower secondary	121	89
Upper secondary	15	580
Matriculation	-	656
Tertiary		
Non-degree courses	-	211
Degree courses	-	1 587
Total	1 115	3 469

INDUSTRY

Manufacturing	339
Construction	31
Wholesale, retail and import / export trades, restaurants and hotels	304
Transport, storage and communication	121
Financing, insurance, real estate and business services	592
Community, social and personal services	855
Other industries	31
N.A. (Persons unemployed or economically inactive)	2 311

ACTIVITY STATUS

Economically active	
Self-employed	61
Employers	292
Employees	1 920
Unpaid family workers	-
Unemployed persons	52
Economically inactive	
Home-makers	721
Students	1 010
Of independent means	61
Retired persons	144
Other economically inactive	323

MONTHLY INCOME FROM MAIN EMPLOYMENT (HK\$)

Under 1,000	146
1,000 - 1,999	22
2,000 - 3,999	600
4,000 - 5,999	221
6,000 - 7,999	82
8,000 - 9,999	29
10,000 - 14,999	99
15,000 - 19,999	52
20,000 - 29,999	128
30,000 and over	894
Unpaid family workers	-
N.A. (Persons unemployed or economically inactive)	2 311

TERTIARY PLANNING UNIT : 1.9.1, 1.9.9

<<< STATISTICS BASED ON COMPLETE ENUMERATION >>>

OCCUPIED LIVING QUARTERS		TOTAL :	DOMESTIC HOUSEHOLDS		TOTAL :
		1 353			1 388
TYPE OF LIVING QUARTERS			HOUSEHOLD SIZE		
Permanent housing			One		206
Housing Authority rental blocks			Two		197
Group A	-		Three		260
Group B	-		Four		292
Housing Society rental blocks	-		Five		236
			Six and over		197
Housing Authority home ownership estates	-		ENUMERATED RESIDENTS		
					TOTAL :
					5 097
Private housing blocks			AGE		<i>Male</i>
Self-contained	316				<i>Female</i>
Non self-contained	-		0 - 4	216	244
Villas / Bungalows / Modern village houses	443		5 - 9	278	235
Simple stone structures	124		10 - 14	176	199
Institutions	-		15 - 19	115	119
Other permanent housing	12		20 - 24	88	110
Temporary housing			25 - 29	139	286
Roof-top structures	-		30 - 34	225	377
Other temporary housing	458		35 - 39	242	364
			40 - 44	289	308
			45 - 49	141	173
			50 - 54	119	112
			55 - 59	84	77
			60 - 64	65	60
			65 - 69	47	65
			70 - 74	29	42
			75 and over	30	43
			Total	2 283	2 814

<<< ESTIMATES BASED ON SAMPLE ENQUIRY >>>

DOMESTIC HOUSEHOLDS		ESTIMATED TOTAL :	
		1 429	
HOUSEHOLD COMPOSITION		TENURE OF ACCOMMODATION	
One person	150	Owner-occupier	685
One unextended nuclear family	1 022	Sole tenant	346
One vertically extended nuclear family	49	Co-tenant	-
One horizontally extended nuclear family	33	Main tenant	-
Two or more nuclear families	39	Sub-tenant	-
Related persons forming no nuclear family	42	Rent free	81
Unrelated persons	94	Provided by employer	317
MONTHLY HOUSEHOLD INCOME (HK\$)		MONTHLY HOUSEHOLD RENT (HK\$)	
Under 2,000	41	Zero rent	852
2,000 - 3,999	49	Under 200	68
4,000 - 5,999	152	200 - 399	60
6,000 - 7,999	167	400 - 599	-
8,000 - 9,999	148	600 - 799	-
10,000 - 14,999	143	800 - 999	-
15,000 - 19,999	41	1,000 - 1,999	16
20,000 - 29,999	66	2,000 - 2,999	23
30,000 - 39,999	39	3,000 - 4,999	208
40,000 - 49,999	91	5,000 - 9,999	24
50,000 and over	492	10,000 and over	178

<<< ESTIMATES BASED ON SAMPLE ENQUIRY >>>

ENUMERATED RESIDENTS ESTIMATED TOTAL: 5 006

USUAL LANGUAGE / DIALECT

Cantonese	2 343
English	1 838
Putonghua	16
Chiu Chau	23
Hakka	—
Fukien (including Taiwanese)	66
Sze Yap	—
Shanghainese	16
Other Chinese dialects	8
Filipino	38
Japanese	23
Other languages	97
N.A. (Persons under age 5 or dumb)	538

OCCUPATION

Managers and administrators	494
Professionals and associate professionals	386
Clerks	139
Service workers and shop sales workers	242
Skilled agricultural and fishery workers	31
Craft and related workers	144
Plant and machine operators and assemblers	148
Elementary occupations	994
Armed forces and occupations not classifiable	—
N.A. (Persons unemployed or economically inactive)	2 428

MARITAL STATUS

	<i>Male</i>	<i>Female</i>
Never married	282	695
Married	1 134	1 371
Widowed	—	76
Divorced / Separated	48	24
N.A. (Persons under age 15)	651	725
Total	2 115	2 891

INDUSTRY

Manufacturing	302
Construction	129
Wholesale, retail and import / export trades, restaurants and hotels	424
Transport, storage and communication	235
Financing, insurance, real estate and business services	252
Community, social and personal services	1 160
Other industries	76
N.A. (Persons unemployed or economically inactive)	2 428

EDUCATIONAL ATTAINMENT

	<i>Under age 15</i>	<i>Age 15 and over</i>
No schooling / Kindergarten	557	263
Primary	601	695
Lower secondary	196	362
Upper secondary	22	723
Matriculation	—	320
Tertiary		
Non-degree courses	—	217
Degree courses	—	1 050
Total	1 376	3 630

MONTHLY INCOME FROM MAIN EMPLOYMENT (HK\$)

Under 1,000	35
1,000 – 1,999	46
2,000 – 3,999	885
4,000 – 5,999	469
6,000 – 7,999	267
8,000 – 9,999	85
10,000 – 14,999	98
15,000 – 19,999	54
20,000 – 29,999	30
30,000 and over	595
Unpaid family workers	14
N.A. (Persons unemployed or economically inactive)	2 428

ACTIVITY STATUS

Economically active	
Self-employed	74
Employers	231
Employees	2 259
Unpaid family workers	14
Unemployed persons	45
Economically inactive	
Home-makers	604
Students	1 287
Of independent means	14
Retired persons	123
Other economically inactive	355

TERTIARY PLANNING UNIT : 1.9.2

<<< STATISTICS BASED ON COMPLETE ENUMERATION >>>

OCCUPIED LIVING QUARTERS		TOTAL :	DOMESTIC HOUSEHOLDS		TOTAL :
		2 157			2 156
TYPE OF LIVING QUARTERS			HOUSEHOLD SIZE		
Permanent housing			One	262	
Housing Authority rental blocks			Two	422	
Group A			Three	417	
Group B			Four	431	
Housing Society rental blocks			Five	372	
			Six and over	252	
Housing Authority home ownership estates					
Private housing blocks			ENUMERATED RESIDENTS		
Self-contained			TOTAL :		
Non self-contained			7 655		
Villas / Bungalows / Modern village houses			AGE		
Simple stone structures				Male	Female
Institutions			0 - 4	318	303
Other permanent housing			5 - 9	313	280
Temporary housing			10 - 14	249	296
Roof-top structures			15 - 19	133	143
Other temporary housing			20 - 24	39	175
			25 - 29	113	487
			30 - 34	302	680
			35 - 39	332	664
			40 - 44	439	611
			45 - 49	326	326
			50 - 54	185	209
			55 - 59	120	114
			60 - 64	73	106
			65 - 69	48	67
			70 - 74	33	59
			75 and over	51	61
			Total	3 074	4 581

<<< ESTIMATES BASED ON SAMPLE ENQUIRY >>>

DOMESTIC HOUSEHOLDS		ESTIMATED TOTAL :	
		2 180	
HOUSEHOLD COMPOSITION		TENURE OF ACCOMMODATION	
One person	259	Owner-occupier	504
One unextended nuclear family	1 551	Sole tenant	362
One vertically extended nuclear family	84	Co-tenant	-
One horizontally extended nuclear family	15	Main tenant	-
Two or more nuclear families	51	Sub-tenant	-
Related persons forming no nuclear family	24	Rent free	36
Unrelated persons	196	Provided by employer	1 278
MONTHLY HOUSEHOLD INCOME (HK\$)		MONTHLY HOUSEHOLD RENT (HK\$)	
Under 2,000	14	Zero rent	1 213
2,000 - 3,999	95	Under 200	-
4,000 - 5,999	8	200 - 399	-
6,000 - 7,999	14	400 - 599	36
8,000 - 9,999	31	600 - 799	-
10,000 - 14,999	30	800 - 999	7
15,000 - 19,999	46	1,000 - 1,999	51
20,000 - 29,999	156	2,000 - 2,999	201
30,000 - 39,999	243	3,000 - 4,999	223
40,000 - 49,999	142	5,000 - 9,999	119
50,000 and over	1 401	10,000 and over	330

<<<

ESTIMATES BASED ON SAMPLE ENQUIRY

>>>

ENUMERATED RESIDENTS

ESTIMATED TOTAL:

7 400

USUAL LANGUAGE / DIALECT

Cantonese	1 448
English	4 475
Putonghua	98
Chiu Chau	—
Hakka	8
Fukien (including Taiwanese)	7
Sze Yap	—
Shanghainese	146
Other Chinese dialects	—
Filipino	90
Japanese	22
Other languages	456
N.A. (Persons under age 5 or dumb)	650

OCCUPATION

Managers and administrators	1 446
Professionals and associate professionals	1 060
Clerks	107
Service workers and shop sales workers	52
Skilled agricultural and fishery workers	—
Craft and related workers	8
Plant and machine operators and assemblers	8
Elementary occupations	1 573
Armed forces and occupations not classifiable	130
N.A. (Persons unemployed or economically inactive)	3 016

MARITAL STATUS

	Male	Female
Never married	272	1 158
Married	1 783	2 319
Widowed	36	136
Divorced / Separated	23	76
N.A. (Persons under age 15)	740	857
Total	2 854	4 546

EDUCATIONAL ATTAINMENT

	Under age 15	Age 15 and over
No schooling / Kindergarten	726	128
Primary	644	267
Lower secondary	211	118
Upper secondary	16	1 384
Matriculation	—	880
Tertiary		
Non-degree courses	—	275
Degree courses	—	2 751
Total	1 597	5 803

ACTIVITY STATUS

Economically active	
Self-employed	249
Employers	325
Employees	3 795
Unpaid family workers	15
Unemployed persons	52
Economically inactive	
Home-makers	921
Students	1 332
Of independent means	8
Retired persons	193
Other economically inactive	510

INDUSTRY

Manufacturing	526
Construction	46
Wholesale, retail and import / export trades, restaurants and hotels	268
Transport, storage and communication	158
Financing, insurance, real estate and business services	1 132
Community, social and personal services	2 225
Other industries	29
N.A. (Persons unemployed or economically inactive)	3 016

MONTHLY INCOME FROM MAIN EMPLOYMENT (HK\$)

Under 1,000	73
1,000 - 1,999	15
2,000 - 3,999	1 519
4,000 - 5,999	207
6,000 - 7,999	53
8,000 - 9,999	61
10,000 - 14,999	245
15,000 - 19,999	162
20,000 - 29,999	283
30,000 and over	1 751
Unpaid family workers	15
N.A. (Persons unemployed or economically inactive)	3 016

TERTIARY PLANNING UNIT : 1.9.3, 1.9.5

<<< STATISTICS BASED ON COMPLETE ENUMERATION >>>

OCCUPIED LIVING QUARTERS		TOTAL :	DOMESTIC HOUSEHOLDS		TOTAL :
		4 393			2 623
TYPE OF LIVING QUARTERS			HOUSEHOLD SIZE		
Permanent housing			One		387
Housing Authority rental blocks			Two		523
Group A	-		Three		433
Group B	-		Four		546
Housing Society rental blocks	-		Five		391
			Six and over		343
Housing Authority home ownership estates	-		<hr/>		
Private housing blocks			ENUMERATED RESIDENTS		TOTAL :
Self-contained	689				13 008
Non self-contained	6		AGE		
Villas / Bungalows / Modern village houses	358			<i>Male</i>	<i>Female</i>
Simple stone structures	222		0 - 4	411	382
Institutions	1 837		5 - 9	518	388
Other permanent housing	484		10 - 14	624	424
Temporary housing			15 - 19	526	312
Roof-top structures	1		20 - 24	695	314
Other temporary housing	796		25 - 29	1 096	565
			30 - 34	1 123	669
			35 - 39	1 013	587
			40 - 44	632	407
			45 - 49	308	196
			50 - 54	267	162
			55 - 59	235	157
			60 - 64	157	137
			65 - 69	144	118
			70 - 74	91	142
			75 and over	93	115
			Total	7 933	5 075

<<< ESTIMATES BASED ON SAMPLE ENQUIRY >>>

DOMESTIC HOUSEHOLDS		ESTIMATED TOTAL :	
		2 525	
HOUSEHOLD COMPOSITION		TENURE OF ACCOMMODATION	
One person	475	Owner-occupier	1 313
One unextended nuclear family	1 446	Sole tenant	471
One vertically extended nuclear family	205	Co-tenant	-
One horizontally extended nuclear family	49	Main tenant	-
Two or more nuclear families	145	Sub-tenant	-
Related persons forming no nuclear family	85	Rent free	83
Unrelated persons	120	Provided by employer	658
MONTHLY HOUSEHOLD INCOME (HK\$)		MONTHLY HOUSEHOLD RENT (HK\$)	
Under 2,000	197	Zero rent	1 721
2,000 - 3,999	138	Under 200	51
4,000 - 5,999	258	200 - 399	76
6,000 - 7,999	156	400 - 599	78
8,000 - 9,999	206	600 - 799	21
10,000 - 14,999	324	800 - 999	29
15,000 - 19,999	142	1,000 - 1,999	156
20,000 - 29,999	304	2,000 - 2,999	46
30,000 - 39,999	171	3,000 - 4,999	46
40,000 - 49,999	148	5,000 - 9,999	38
50,000 and over	481	10,000 and over	263

<<<

ESTIMATES BASED ON SAMPLE ENQUIRY

>>>

ENUMERATED RESIDENTS

ESTIMATED TOTAL: 11 535

USUAL LANGUAGE / DIALECT

Cantonese	7 972
English	2 143
Putonghua	23
Chiu Chau	201
Hakka	60
Fukien (including Taiwanese)	16
Sze Yap	114
Shanghainese	15
Other Chinese dialects	23
Filipino	61
Japanese	-
Other languages	162
N.A. (Persons under age 5 or dumb)	745

OCCUPATION

Managers and administrators	565
Professionals and associate professionals	731
Clerks	373
Service workers and shop sales workers	665
Skilled agricultural and fishery workers	37
Craft and related workers	272
Plant and machine operators and assemblers	240
Elementary occupations	1 124
Armed forces and occupations not classifiable	105
N.A. (Persons unemployed or economically inactive)	7 423

MARITAL STATUS

	Male	Female
Never married	2 473	896
Married	3 194	2 020
Widowed	104	253
Divorced / Separated	95	53
N.A. (Persons under age 15)	1 478	969
Total	7 344	4 191

EDUCATIONAL ATTAINMENT

	Under age 15	Age 15 and over
No schooling / Kindergarten	829	1 044
Primary	1 044	2 569
Lower secondary	567	1 768
Upper secondary	7	1 774
Matriculation	-	679
Tertiary		
Non-degree courses	-	269
Degree courses	-	985
Total	2 447	9 088

ACTIVITY STATUS

Economically active	
Self-employed	313
Employers	162
Employees	3 547
Unpaid family workers	90
Unemployed persons	164
Economically inactive	
Home-makers	919
Students	2 330
Of independent means	14
Retired persons	474
Other economically inactive	3 522

INDUSTRY

Manufacturing	389
Construction	235
Wholesale, retail and import / export trades, restaurants and hotels	905
Transport, storage and communication	374
Financing, insurance, real estate and business services	398
Community, social and personal services	1 727
Other industries	84
N.A. (Persons unemployed or economically inactive)	7 423

MONTHLY INCOME FROM MAIN EMPLOYMENT (HK\$)

Under 1,000	207
1,000 - 1,999	131
2,000 - 3,999	889
4,000 - 5,999	791
6,000 - 7,999	458
8,000 - 9,999	234
10,000 - 14,999	344
15,000 - 19,999	183
20,000 - 29,999	158
30,000 and over	627
Unpaid family workers	90
N.A. (Persons unemployed or economically inactive)	7 423

TERTIARY PLANNING UNIT : 1.9.7

<<< STATISTICS BASED ON COMPLETE ENUMERATION >>>

OCCUPIED LIVING QUARTERS		TOTAL :	727	DOMESTIC HOUSEHOLDS		TOTAL :	594		
TYPE OF LIVING QUARTERS				HOUSEHOLD SIZE					
Permanent housing				One				95	
Housing Authority rental blocks				Two				140	
Group A				Three				105	
Group B				Four				116	
Housing Society rental blocks				Five				69	
Housing Authority home ownership estates				Six and over				69	
Private housing blocks				ENUMERATED RESIDENTS				TOTAL :	2 523
Self-contained				AGE				<i>Male</i>	<i>Female</i>
Non self-contained				0 - 4				68	73
Villas / Bungalows / Modern village houses				5 - 9				59	53
Simple stone structures				10 - 14				65	42
Institutions				15 - 19				317	181
Other permanent housing				20 - 24				77	172
Temporary housing				25 - 29				141	134
Roof-top structures				30 - 34				123	133
Other temporary housing				35 - 39				90	67
				40 - 44				67	50
				45 - 49				52	32
				50 - 54				43	51
				55 - 59				48	51
				60 - 64				59	40
				65 - 69				43	41
				70 - 74				24	26
				75 and over				42	59
				Total				1 318	1 205

<<< ESTIMATES BASED ON SAMPLE ENQUIRY >>>

DOMESTIC HOUSEHOLDS		ESTIMATED TOTAL :	660
HOUSEHOLD COMPOSITION		TENURE OF ACCOMMODATION	
One person	120	Owner-occupier	553
One unextended nuclear family	375	Sole tenant	50
One vertically extended nuclear family	67	Co-tenant	16
One horizontally extended nuclear family	25	Main tenant	-
Two or more nuclear families	9	Sub-tenant	-
Related persons forming no nuclear family	34	Rent free	-
Unrelated persons	30	Provided by employer	41
MONTHLY HOUSEHOLD INCOME (HK\$)		MONTHLY HOUSEHOLD RENT (HK\$)	
Under 2,000	86	Zero rent	587
2,000 - 3,999	59	Under 200	8
4,000 - 5,999	92	200 - 399	7
6,000 - 7,999	65	400 - 599	-
8,000 - 9,999	47	600 - 799	-
10,000 - 14,999	171	800 - 999	-
15,000 - 19,999	23	1,000 - 1,999	-
20,000 - 29,999	58	2,000 - 2,999	-
30,000 - 39,999	17	3,000 - 4,999	18
40,000 - 49,999	16	5,000 - 9,999	24
50,000 and over	26	10,000 and over	16

<<<

ESTIMATES BASED ON SAMPLE ENQUIRY

>>>

ENUMERATED RESIDENTS

ESTIMATED TOTAL : 2 376

USUAL LANGUAGE / DIALECT

Cantonese	1 869
English	112
Putonghua	16
Chiu Chau	93
Hakka	51
Fukien (including Taiwanese)	21
Sze Yap	50
Shanghainese	7
Other Chinese dialects	16
Filipino	-
Japanese	-
Other languages	-
N.A. (Persons under age 5 or dumb)	141

OCCUPATION

Managers and administrators	37
Professionals and associate professionals	157
Clerks	107
Service workers and shop sales workers	326
Skilled agricultural and fishery workers	14
Craft and related workers	76
Plant and machine operators and assemblers	46
Elementary occupations	212
Armed forces and occupations not classifiable	-
N.A. (Persons unemployed or economically inactive)	1 401

MARITAL STATUS

	Male	Female
Never married	635	389
Married	442	470
Widowed	8	88
Divorced / Separated	15	-
N.A. (Persons under age 15)	194	135
Total	1 294	1 082

EDUCATIONAL ATTAINMENT

	Under age 15	Age 15 and over
No schooling / Kindergarten	171	319
Primary	143	483
Lower secondary	15	491
Upper secondary	-	548
Matriculation	-	102
Tertiary		
Non-degree courses	-	37
Degree courses	-	67
Total	329	2 047

ACTIVITY STATUS

Economically active	
Self-employed	75
Employers	52
Employees	826
Unpaid family workers	22
Unemployed persons	39
Economically inactive	
Home-makers	247
Students	269
Of independent means	-
Retired persons	132
Other economically inactive	714

INDUSTRY

Manufacturing	89
Construction	69
Wholesale, retail and import / export trades, restaurants and hotels	183
Transport, storage and communication	121
Financing, insurance, real estate and business services	121
Community, social and personal services	370
Other industries	22
N.A. (Persons unemployed or economically inactive)	1 401

MONTHLY INCOME FROM MAIN EMPLOYMENT (HK\$)

Under 1,000	22
1,000 - 1,999	44
2,000 - 3,999	138
4,000 - 5,999	288
6,000 - 7,999	185
8,000 - 9,999	99
10,000 - 14,999	102
15,000 - 19,999	23
20,000 - 29,999	22
30,000 and over	30
Unpaid family workers	22
N.A. (Persons unemployed or economically inactive)	1 401

TERTIARY PLANNING UNIT : 1.9.8

<<< STATISTICS BASED ON COMPLETE ENUMERATION >>>

OCCUPIED LIVING QUARTERS TOTAL : 405		DOMESTIC HOUSEHOLDS TOTAL : 323		
TYPE OF LIVING QUARTERS		HOUSEHOLD SIZE		
Permanent housing		One	31	
Housing Authority rental blocks		Two	81	
Group A	-	Three	69	
Group B	-	Four	87	
Housing Society rental blocks		Five	38	
		Six and over	17	
Housing Authority home ownership estates		ENUMERATED RESIDENTS TOTAL : 1210		
Private housing blocks		AGE		
Self-contained	-		<i>Male</i>	<i>Female</i>
Non self-contained	-	0 - 4	88	69
Villas / Bungalows / Modern village houses	-	5 - 9	61	50
Simple stone structures	-	10 - 14	31	35
Institutions	405	15 - 19	102	47
Other permanent housing	-	20 - 24	167	85
Temporary housing		25 - 29	104	87
Roof-top structures	-	30 - 34	76	70
Other temporary housing	-	35 - 39	40	35
		40 - 44	16	22
		45 - 49	8	6
		50 - 54	3	1
		55 - 59	-	3
		60 - 64	1	-
		65 - 69	-	1
		70 - 74	-	-
		75 and over	1	1
		Total	698	512

<<< ESTIMATES BASED ON SAMPLE ENQUIRY >>>

DOMESTIC HOUSEHOLDS		ESTIMATED TOTAL : 377	
HOUSEHOLD COMPOSITION		TENURE OF ACCOMMODATION	
One person	42	Owner-occupier	-
One unextended nuclear family	293	Sole tenant	-
One vertically extended nuclear family	-	Co-tenant	-
One horizontally extended nuclear family	-	Main tenant	-
Two or more nuclear families	7	Sub-tenant	-
Related persons forming no nuclear family	-	Rent free	-
Unrelated persons	35	Provided by employer	377
MONTHLY HOUSEHOLD INCOME (HK\$)		MONTHLY HOUSEHOLD RENT (HK\$)	
Under 2,000	-	Zero rent	14
2,000 - 3,999	-	Under 200	-
4,000 - 5,999	7	200 - 399	70
6,000 - 7,999	-	400 - 599	105
8,000 - 9,999	21	600 - 799	14
10,000 - 14,999	125	800 - 999	-
15,000 - 19,999	133	1,000 - 1,999	174
20,000 - 29,999	56	2,000 - 2,999	-
30,000 - 39,999	21	3,000 - 4,999	-
40,000 - 49,999	-	5,000 - 9,999	-
50,000 and over	14	10,000 and over	-

<<<

ESTIMATES BASED ON SAMPLE ENQUIRY

>>>

ENUMERATED RESIDENTS	ESTIMATED TOTAL :	1 269
----------------------	-------------------	-------

USUAL LANGUAGE / DIALECT		OCCUPATION	
Cantonese	-	Managers and administrators	-
English	1 060	Professionals and associate professionals	30
Putonghua	-	Clerks	44
Chiu Chau	-	Service workers and shop sales workers	69
Hakka	-	Skilled agricultural and fishery workers	-
Fukien (including Taiwanese)	-	Craft and related workers	-
Sze Yap	-	Plant and machine operators and assemblers	-
Shanghainese	-	Elementary occupations	53
Other Chinese dialects	-	Armed forces and occupations	484
Filipino	38	not classifiable	-
Japanese	-	N.A. (Persons unemployed or economically inactive)	589
Other languages	-		
N.A. (Persons under age 5 or dumb)	171		

MARITAL STATUS

	<i>Male</i>	<i>Female</i>
Never married	184	63
Married	323	350
Widowed	-	-
Divorced / Separated	-	-
N.A. (Persons under age 15)	201	148
Total	708	561

EDUCATIONAL ATTAINMENT

	<i>Under age 15</i>	<i>Age 15 and over</i>
No schooling / Kindergarten	171	-
Primary	123	-
Lower secondary	55	-
Upper secondary	-	829
Matriculation	-	84
Tertiary		
Non-degree courses	-	7
Degree courses	-	-
Total	349	920

ACTIVITY STATUS

		MONTHLY INCOME FROM MAIN EMPLOYMENT (HK\$)	
Economically active		Under 1,000	-
Self-employed	-	1,000 - 1,999	8
Employers	-	2,000 - 3,999	114
Employees	680	4,000 - 5,999	44
Unpaid family workers	-	6,000 - 7,999	15
Unemployed persons	-	8,000 - 9,999	153
Economically inactive		10,000 - 14,999	194
Home-makers	232	15,000 - 19,999	113
Students	217	20,000 - 29,999	24
Of independent means	-	30,000 and over	15
Retired persons	-	Unpaid family workers	-
Other economically inactive	140	N.A. (Persons unemployed or economically inactive)	589



Glossary

詞彙表

STATISTICS BASED ON COMPLETE ENUMERATION

根據全面點算所得統計數字

OCCUPIED LIVING QUARTERS TOTAL

有人居住的屋宇單位 總計

TYPE OF LIVING QUARTERS

屋宇單位類型

Permanent housing

永久性房屋

Housing Authority rental blocks

房屋委員會租住大廈

Group A

甲類

Group B

乙類

Housing Society rental blocks

房屋協會租住大廈

Housing Authority home ownership estates

房屋委員會居者有其屋計劃房屋

Private housing blocks

私人住宅樓宇

Self-contained

有獨立設備的屋宇單位

Non self-contained

無獨立設備的屋宇單位

Villas/Bungalows/Modern village houses

別墅 / 平房 / 新型村屋

Simple stone structures

簡單磚石蓋搭建築物

Institutions

公共機構 / 社團院舍

Other permanent housing

其他永久性房屋

Temporary housing

臨時房屋

Roof-top structures

天台建築物

Other temporary housing

其他臨時房屋

DOMESTIC HOUSEHOLDS TOTAL

家庭住戶 總計

HOUSEHOLD SIZE

住戶人數

One

一人

Two

二人

Three

三人

Four

四人

Five

五人

Six and over

六人及以上

ENUMERATED RESIDENTS		TOTAL	實際點算居民人數		總計
AGE	Male	Female	年齡	男	女
0 - 4			0 - 4		
5 - 9			5 - 9		
10 - 14			10 - 14		
15 - 19			15 - 19		
20 - 24			20 - 24		
25 - 29			25 - 29		
30 - 34			30 - 34		
35 - 39			35 - 39		
40 - 44			40 - 44		
45 - 49			45 - 49		
50 - 54			50 - 54		
55 - 59			55 - 59		
60 - 64			60 - 64		
65 - 69			65 - 69		
70 - 74			70 - 74		
75 and over			七十五歲及以上		
Total			總計		

ESTIMATES BASED ON SAMPLE ENQUIRY

根據抽樣統計調查所作估算

DOMESTIC HOUSEHOLDS ESTIMATED TOTAL

家庭住戶 估算總計

HOUSEHOLD COMPOSITION

住戶結構

One person
 One unextended nuclear family
 One vertically extended nuclear family
 One horizontally extended nuclear family
 Two or more nuclear families
 Related persons forming no nuclear family
 Unrelated persons

單人住戶
 未擴展的單核心家庭住戶
 垂直擴展的單核心家庭住戶
 平向擴展的單核心家庭住戶
 多個核心家庭住戶
 無核心家庭但有親屬關係人士住戶
 無親屬關係人士住戶

TENURE OF ACCOMMODATION

居處租住權

Owner-occupier
 Sole tenant
 Co-tenant
 Main tenant
 Sub-tenant
 Rent free
 Provided by employer

自置
 全租
 合租
 二房東
 三房客
 免租
 由僱主供給

MONTHLY HOUSEHOLD INCOME (HK\$)

住戶每月收入 (港元)

Under 2,000	2,000 元以下
2,000 - 3,999	2,000 - 3,999
4,000 - 5,999	4,000 - 5,999
6,000 - 7,999	6,000 - 7,999
8,000 - 9,999	8,000 - 9,999
10,000 - 14,999	10,000 - 14,999
15,000 - 19,999	15,000 - 19,999
20,000 - 29,999	20,000 - 29,999
30,000 - 39,999	30,000 - 39,999
40,000 - 49,999	40,000 - 49,999
50,000 and over	50,000 元及以上

MONTHLY HOUSEHOLD RENT (HK\$)

住戶每月租金 (港元)

Zero rent	租金金額是零
Under 200	200 元以下
200 - 399	200 - 399
400 - 599	400 - 599
600 - 799	600 - 799
800 - 999	800 - 999
1,000 - 1,999	1,000 - 1,999
2,000 - 2,999	2,000 - 2,999
3,000 - 4,999	3,000 - 4,999
5,000 - 9,999	5,000 - 9,999
10,000 and over	10,000 元及以上

 ENUMERATED RESIDENTS ESTIMATED TOTAL

 實際點算居民人數 估算總計

USUAL LANGUAGE/DIALECT

習用語言 / 方言

Cantonese	廣東話
English	英語
Putonghua	普通話
Chiu Chau	潮州話
Hakka	客家話
Fukien (including Taiwanese)	福建話 (包括台灣話)
Sze Yap	四邑話
Shanghainese	上海話
Other Chinese dialects	其他中國方言
Filipino	菲律賓語
Japanese	日本語
Other languages	其他語言
N.A. (Persons under age 5 or dumb)	不適用 (五歲以下或失語人士)

MARITAL STATUS	Male	Female	婚姻狀況	男	女
Never married			從未結婚		
Married			已婚		
Widowed			喪偶		
Divorced/Separated			離婚/分居		
N.A. (Persons under age 15)			不適用(十五歲以下人士)		
Total			總計		

EDUCATIONAL ATTAINMENT	Under age 15	Age 15 and over	教育程度	十五歲以下人士	十五歲及以上人士
No schooling/Kindergarten			未受教育/幼稚園		
Primary			小學		
Lower secondary			初中		
Upper secondary			高中		
Matriculation			預科		
Tertiary			專上教育		
Non-degree courses			非學位課程		
Degree courses			學位課程		
Total			總計		

ACTIVITY STATUS	經濟活動身份
Economically active	從事經濟活動
Self-employed	自營作業者
Employers	僱主
Employees	僱員
Unpaid family workers	無酬家庭從業員
Unemployed persons	失業人士
Economically inactive	非從事經濟活動
Home-makers	料理家務者
Students	學生
Of independent means	經濟自給者
Retired persons	退休人士
Other economically inactive	其他非從事經濟活動人士

OCCUPATION

Managers and administrators
Professionals and associate professionals
Clerks
Service workers and shop sales workers
Skilled agricultural and fishery workers
Craft and related workers
Plant and machine operators and assemblers
Elementary occupations
Armed forces and occupations not classifiable
N.A. (Persons unemployed or economically inactive)

職業

經理及行政級人員
專業及輔助專業人員
文員
服務工作及商店銷售人員
漁農業熟練工人
工藝及有關人員
機台及機器操作員及裝配員
非技術工人
軍人及不能分類的職業
不適用(失業及非從事經濟活動人士)

INDUSTRY

Manufacturing
Construction
Wholesale, retail and import/export trades,
restaurants and hotels
Transport, storage and communication
Financing, insurance, real estate
and business services
Community, social and personal services
Other industries
N.A. (Persons unemployed or economically inactive)

行業

製造業
建造業
批發、零售及出入口業、
酒樓及酒店業
運輸、倉庫及通訊業
金融、保險、地產及
商業服務業
社區服務、社會服務及個人服務業
其他行業
不適用(失業及非從事經濟活動人士)

MONTHLY INCOME FROM MAIN EMPLOYMENT (HK\$)

Under 1,000
1,000 - 1,999
2,000 - 3,999
4,000 - 5,999
6,000 - 7,999
8,000 - 9,999
10,000 - 14,999
15,000 - 19,999
20,000 - 29,999
30,000 and over
Unpaid family workers
N.A. (Persons unemployed or economically inactive)

每月主業收入(港元)

1,000 元以下
1,000 - 1,999
2,000 - 3,999
4,000 - 5,999
6,000 - 7,999
8,000 - 9,999
10,000 - 14,999
15,000 - 19,999
20,000 - 29,999
30,000 元及以上
無酬家庭從業員
不適用(失業及非從事經濟活動人士)



List of Merged Tertiary Planning Units with Corresponding Number of Enumerated Residents

合併的規劃統計小區及其實際點算居民人數一覽表

Tertiary Planning Unit 規劃統計小區	Number of Enumerated Residents 實際點算居民人數
1.2.1	688
1.2.3	339
1.2.4	956
1.3.4	384
1.3.5	1 280
1.4.6	24 639
1.4.7	12
1.6.4	128
1.6.5	78 702
1.6.6	24
1.8.1	392
1.8.2	4 134
1.8.3	464
1.8.4	4 193
1.9.0	562
1.9.4	4 094
1.9.6	301
1.9.1	5 019
1.9.9	78
1.9.3	619
1.9.5	12 389



Order Form

To: Publications (Sales) Office,
Information Services Department,
1 Battery Path, G/F.,
Central,
Hong Kong.

Title of Publications on the 1991 Population Census	Price*	No. of Copies	Total Amount
	HK\$		HK\$
1. Summary Results (English version)	20
2. Summary Results (Chinese version)	24
3. Tabulations for Tertiary Planning Units: Population by Age and Sex	22
4. Tabulations for District Board Districts and Constituency Areas: Population by Age and Sex	31
5. Tabulations for Tertiary Planning Units: Living Quarters, Households and Population by Type of Living Quarters	22
6. Tabulations for District Board Districts and Constituency Areas: Living Quarters, Households and Population by Type of Living Quarters	24
7. Boundary Maps Complementary to Tabulations for Tertiary Planning Units	72
8. Boundary Maps Complementary to Tabulations for District Board Districts and Constituency Areas	48
9. Basic Tables for Tertiary Planning Units: Hong Kong Island	48
10. Basic Tables for Tertiary Planning Units: Kowloon and New Kowloon	52
11. Basic Tables for Tertiary Planning Units: The New Territories	78
12. Basic Tables for District Board Districts	30

* Prices include postage for local mailings. Postage for overseas mailings will be advised upon receipt of orders.

I enclose cheque No. for HK\$ for the payment of the above publications (cheque should be crossed and made payable to the Hong Kong Government).

Please mail the publications to:

Name:

Address:.....

Tel. No.: Date:

訂購表格

致：香港中環
炮台里一號地下
政府新聞處
刊物銷售組

一九九一年人口普查刊物名稱	售價*	訂購數量	合計
	港幣		港幣
1. 簡要報告 (英文版)	20
2. 簡要報告 (中文版)	24
3. 有關各規劃統計小區的統計表 按年齡及性別劃分的人口數目	22
4. 有關各區議會分區及選區的統計表 按年齡及性別劃分的人口數目	31
5. 有關各規劃統計小區的統計表 按屋宇單位類型劃分的屋宇單位、住戶及人口數目	22
6. 有關各區議會分區及選區的統計表 按屋宇單位類型劃分的屋宇單位、住戶及人口數目	24
7. 規劃統計小區統計表的附件 —— 區域分界地圖	72
8. 區議會分區及選區統計表的附件 —— 區域分界地圖	48
9. 有關香港島各規劃統計小區的基本統計表	48
10. 有關九龍及新九龍各規劃統計小區的基本統計表	52
11. 有關新界各規劃統計小區的基本統計表	78
12. 有關各區議會分區的基本統計表	30

* 售價已包括本地郵費。海外郵費則於本處收到訂購表格後另行通知。

本人現附上編號 港幣 元支票，購買上述刊物
(支票應予劃綫，「香港政府」抬頭)。

姓名：.....

地址：.....

電話：..... 日期：.....

