

這份刊物的 PDF 版本的文字是從印刷版掃描而成，再利用光學字符識別軟件轉換成電子格式。由於原印刷版本已印製並保存多年，光學字符識別技術未必能準確地識別某些文字或數字。因此，搜索或複製此 PDF 檔案內的文字時應加以注意。

The text of this PDF publication was scanned from its printed version and then converted to electronic text using Optical Character Recognition (OCR) software. Because of the age and condition of the original printed copy, the OCR may not recognise certain characters or figures accurately. Caution should therefore be taken when searching or copying text from this PDF publication.

工資及薪金總額按季統計報告

Quarterly Report of Wage and Payroll Statistics

二零零零年六月

June 2000



中華人民共和國
香港特別行政區 政府統計處
Census and Statistics Department
Hong Kong Special Administrative Region
People's Republic of China

工資及薪金總額按季統計報告

Quarterly Report of Wage and Payroll Statistics

二零零零年六月

June 2000

有關本刊物的查詢，請聯絡：

政府統計處 工資及勞工成本統計組

地址：中國香港灣仔港灣道十二號灣仔政府大樓二十樓

電話：(852)2582 5083 圖文傳真：(852)2827 2296

電子郵遞：WL_1@censtatd.gov.hk

Enquiries about this publication can be directed to：

Wages and Labour Costs Statistics Section

Census and Statistics Department

Address: 20/F, Wanchai Tower, 12 Harbour Road, Wan Chai, Hong Kong, China.

Tel. No. : (852)2582 5083 Fax No. : (852)2827 2296

E-mail : WL_1@censtatd.gov.hk

政府統計處網站

Website of the Census and Statistics Department

<http://www.info.gov.hk/censtatd/>

		頁數 Page
I. 緒言	Introduction	1
II. 工資率與薪金總額的分別	Differences between Wage Rate and Payroll	2
III. 統計調查結果摘要	Summary of Survey Findings	2
工資統計	<i>Wage Statistics</i>	2
薪金總額統計	<i>Payroll Statistics</i>	4
IV. 註釋	Explanatory Notes	10
工資統計	<i>Wage Statistics</i>	10
薪金總額統計	<i>Payroll Statistics</i>	12
V. 統計表：工資統計	Statistical Tables : Wage Statistics	
表 1 按行業類別劃分的名義工資指數數列	Table 1 Time Series of Nominal Wage Indices Analysed by Industry Sector	14
表 2 按行業類別劃分的實質工資指數數列	Table 2 Time Series of Real Wage Indices Analysed by Industry Sector	16
表 3 按行業及主要職業組別劃分的名義工資指數	Table 3 Nominal Wage Indices Analysed by Industry by Broad Occupational Group	18
表 4 按行業及主要職業組別劃分的實質工資指數	Table 4 Real Wage Indices Analysed by Industry by Broad Occupational Group	26
表 5 按行業類別及職業組別劃分的名義及實質工資指數	Table 5 Nominal and Real Wage Indices Analysed by Industry Sector by Occupational Group	34
表 6 按行業、主要職業組別及性別劃分的平均工資率	Table 6 Average Wage Rates Analysed by Industry by Broad Occupational Group by Sex	37
表 7 按行業及職業劃分的技工及操作工職級的平均每日工資、正常工作時數與標準工作日數	Table 7 Average Daily Wages, Normal Hours of Work and Standard Working Days of Craftsmen and Operatives Analysed by Industry by Occupation	40
表 8 按行業及職業劃分的督導級、技術員級、文員級及其他非生產級工人職級的平均每月薪金、正常工作時數與標準工作日數	Table 8 Average Monthly Salaries, Normal Hours of Work and Standard Working Days of Supervisory, Technical, Clerical and Miscellaneous Non-production Workers Analysed by Industry by Occupation	44
表 9 按選定一般職業劃分的技工及操作工職級的平均每日工資、正常工作時數與標準工作日數	Table 9 Average Daily Wages, Normal Hours of Work and Standard Working Days of Craftsmen and Operatives by Selected Common Occupation	65
表 10 按選定一般職業劃分的督導級、技術員級、文員級及其他非生產級工人職級的平均每月薪金、正常工作時數與標準工作日數	Table 10 Average Monthly Salaries, Normal Hours of Work and Standard Working Days of Supervisory, Technical, Clerical and Miscellaneous Non-production Workers by Selected Common Occupation	66

VI. 統計表：薪金總額統計

Statistical Tables : Payroll Statistics

表 11 按行業類別劃分的就業人士名義平均薪金指數數列	Table 11 Time Series of Nominal Indices of Payroll per Person Engaged Analysed by Industry Sector	68
表 12 按行業類別劃分的就業人士實質平均薪金指數數列	Table 12 Time Series of Real Indices of Payroll per Person Engaged Analysed by Industry Sector	70
表 13 按 3 個位主要行業組別劃分的就業人士名義及實質平均薪金指數	Table 13 Nominal and Real Indices of Payroll per Person Engaged Analysed by 3-Digit Major Industry Group	72
表 14 按行業類別劃分的經季節性調整及未經季節性調整的就業人士名義平均薪金指數按季變動	Table 14 Quarter-to-quarter Rates of Change in the Seasonally Adjusted and Seasonally Unadjusted Series of Nominal Indices of Payroll per Person Engaged Analysed by Industry Sectors	77
表 15 按行業類別劃分的經季節性調整及未經季節性調整的就業人士實質平均薪金指數按季變動	Table 15 Quarter-to-quarter Rates of Change in the Seasonally Adjusted and Seasonally Unadjusted Series of Real Indices of Payroll per Person Engaged Analysed by Industry Sectors	79

VII. 統計方法

Statistical Methodology

緒言	<i>Introduction</i>	81
行業涵蓋範圍	<i>Industry Coverage</i>	81
機構單位涵蓋範圍	<i>Establishment Coverage</i>	83
僱員涵蓋範圍	<i>Employee Coverage</i>	83
職業涵蓋範圍	<i>Occupational Coverage</i>	84
統計調查方法	<i>Survey Method</i>	84
抽樣設計	<i>Sample Design</i>	85
估計方法 - 工資統計	<i>Estimation Method - Wage Statistics</i>	85
估計方法 - 薪金總額統計	<i>Estimation Method - Payroll Statistics</i>	87

附錄

Appendix

「勞工收入統計調查」中「工資統計調查」所包括的行業列表	List of Industries Covered in the Wage Enquiry of the Labour Earnings Survey	89
-----------------------------	--	----

訂閱表格

Subscription Form

I. 緒言

1.1 本報告載列工資及薪金總額的摘要統計數字。這些統計數字是根據政府統計處進行的「勞工收入統計調查」的結果編製而成。本報告亦刊載了各主要行業類別及行業的工資及薪金總額分項統計數字。

1.2 本報告是將以往的《就業、空缺及薪金總額按季統計報告》中的薪金總額統計部分及《工資統計報告》合併而成。讀者若要獲取一九九九年第三季或以前季度的薪金總額統計和工資統計數字，可參閱上述兩本報告。

1.3 由於本報告的統計數字並不包括香港所有行業，因此個別行業類別及「所有行業類別」的數字只涉及統計調查所包括的行業。讀者可參考本報告第 VII 部有關行業範圍的說明。

1.4 本報告中所有統計表均採用下列簡寫和代號：

- * = 為使個別機構單位所提供的資料得以保密，數據不予公布。
- # = 變動在 $\pm 0.05\%$ 內。

I. Introduction

1.1 This report presents summary statistics on wage rates and payroll compiled from the findings of the Labour Earnings Survey (LES) conducted by the Census and Statistics Department. Breakdowns of wage and payroll statistics by major industry sectors and industries are also presented.

1.2 This report incorporates the payroll statistics previously contained in the report of "Quarterly Report of Employment, Vacancies and Payroll Statistics" and the wage statistics previously published in the "Report of Wage Statistics" series. Readers may refer to the above two publications for payroll and wage statistics in respect of the reference period of the third quarter of 1999 or earlier.

1.3 It should be noted that since the statistics quoted in this report do not cover all industries in Hong Kong, figures at the industry sector level and the "all industry sectors" level relate only to those industries covered by the Labour Earnings Survey. Readers may refer to Part VII of this report for a full description of the industry coverage.

1.4 The following abbreviations and symbols are used in the tables throughout this report :

- * = data not released in order to safeguard confidentiality of information provided by individual establishment.
- # = change within $\pm 0.05\%$.

II. 工資率與薪金總額的分別

2.1 工資率通常視作勞工「價格」。因此，工資率一般以時間比率計算，即正當工作時數所支付的款額，並以時間作為計算單位，例如一小時、一日、一星期或一個月。

2.2 薪金總額則是僱員收入的指標。「收入」涉及實際工作時數，而非正常工作時數，因此，如果僱員超時工作，其收入便會超過工資率。

2.3 由於工資率和薪金總額的概念有所不同，部分為薪金總額涵蓋的員工薪酬組成類別並不包括在工資率內(如超時工作津貼及非固定發放的花紅)。因此，兩項統計數列的趨勢不能直接比較。有關該兩項統計數字所涵蓋的薪酬組成類別，請參考本報告第 IV 部第 4.1、4.9 及 4.10 段。

III. 統計調查結果摘要

工資統計

名義工資指數

3.1 二零零零年六月的名義工資指數較上年同期上升 0.9%，與二零零零年三月相比，則上升 1.1%。

3.2 按行業類別分析，若將二零零零年六月與一九九九年六月的名義工資指數相比，製造業的平均工資率錄得最大增幅，名義增幅為 1.9%，而同期運輸服務業則錄得最大跌幅，名義跌幅為 3.1%。

3.3 一九九九年六月、二零零零年三月及二零零零年六月選定行業類別的名義工資指數載列於下表：

II. Differences between Wage Rate and Payroll

2.1 *Wage rate* is usually thought of as the “price” of labour. As such, wage rates are usually expressed as time rates which refer to the amount of money paid for normal hours of work and relate to a time-unit such as an hour, a day, a week or a month.

2.2 *Payroll* is an indicator of labour *earnings* which relates to the amount of time actually worked and not to the normal time of work. Thus, if overtime is worked, the amount of earnings will exceed the wage rate.

2.3 Given the difference in the concepts of wage rate and payroll, some elements of payments to workers covered by payroll are not under the coverage of wage rate (such as overtime payment and discretionary bonuses). Therefore, the trends of these two series of statistics are not strictly comparable. For more details about their coverages, please refer to paragraphs 4.1, 4.9 and 4.10 in Part IV of this report.

III. Summary of Survey Findings

Wage Statistics

Nominal Wage Indices

3.1 The nominal wage index increased by 0.9% in June 2000 over a year earlier and increased by 1.1% when compared with March 2000.

3.2 Analysed by industry sector, the manufacturing sector had the highest growth rate in average wage rates in June 2000 as compared with June 1999, at 1.9% in nominal terms. The transport services sector had the largest rate of decrease, at 3.1% in nominal terms over the same period.

3.3 The nominal wage indices for June 1999, March 2000 and June 2000 for selected industry sectors are given in the following table:

表甲：選定行業類別的名義工資指數
Table A: Nominal Wage Indices by Selected Industry Sector

選定行業類別 Selected industry sector	指數(一九九二年九月=100) Index (September 1992=100)			增減百分率 Percentage change	
	一九九九年 六月 Jun. 1999	二零零零年 三月 Mar. 2000	二零零零年 六月 Jun. 2000	二零零零年六月與二零零零年三月比較 Jun. 2000 over Mar. 2000	二零零零年六月與一九九九年六月比較 Jun. 2000 over Jun. 1999
製造業 Manufacturing	143.6	145.8	146.3	+0.3	+1.9
批發、零售、進出口貿易、 飲食及酒店業 Wholesale, retail and import/export trades, restaurants and hotels	148.3	149.0	150.4	+0.9	+1.4
運輸服務業 Transport services	154.4	148.7	149.6	+0.6	-3.1
金融、保險、地產及商用服務業 Financing, insurance, real estate and business services	158.3	155.5	159.8	+2.8	+0.9
個人服務業 Personal services	151.1	154.8	152.9	-1.3	+1.2
所有行業類別 All industry sectors	149.6	149.3	150.9	+1.1	+0.9

註釋： 所有增減百分率按小數後兩個位的指數計算出來。

Note: All percentage changes are derived from indices rounded to 2 decimal places.

實質工資指數

3.4 二零零零年六月的實質工資指數較上年同期上升 4.6%，與二零零零年三月相比，則上升 1.4%。

3.5 按行業類別分析，若將二零零零年六月與一九九九年六月的實質工資指數相比，製造業的平均工資率錄得最大增幅，實質增幅為 5.6%，而同期增幅最少為運輸服務業，實質增幅為 0.4%。

3.6 一九九九年六月、二零零零年三月及二零零零年六月選定行業類別的實質工資指數載列於下表：

Real Wage Indices

3.4 The real wage index increased by 4.6% in June 2000 over a year earlier and increased by 1.4% when compared with March 2000.

3.5 Analysed by industry sector, the manufacturing sector had the highest growth rate in average wage rates in real terms in June 2000 as compared with June 1999, at 5.6%, while the transport services sector had the lowest growth rate, at 0.4% in real terms over the same period.

3.6 The real wage indices for June 1999, March 2000 and June 2000 for selected industry sectors are given in the following table:

表乙：選定行業類別的實質工資指數
Table B: Real Wage Indices by Selected Industry Sector

選定行業類別 Selected industry sector	指數(一九九二年九月=100) Index (September 1992=100)			增減百分率 Percentage change	
	一九九九年 六月 Jun. 1999	二零零零年 三月 Mar. 2000	二零零零年 六月 Jun. 2000	二零零零年六月 與二零零零年三月比較 Jun. 2000 over Mar. 2000	二零零零年六月 與一九九九年六月比較 Jun. 2000 over Jun. 1999
製造業 Manufacturing	103.2	108.3	109.0	+0.6	+5.6
批發、零售、進出口貿易、 飲食及酒店業 Wholesale, retail and import/export trades, restaurants and hotels	106.6	110.7	112.1	+1.2	+5.1
運輸服務業 Transport services	111.0	110.5	111.5	+0.9	+0.4
金融、保險、地產及商用服務業 Financing, insurance, real estate and business services	113.8	115.6	119.1	+3.1	+4.6
個人服務業 Personal services	108.6	115.0	113.9	-1.0	+4.9
所有行業類別 All industry sectors	107.5	110.9	112.5	+1.4	+4.6

註釋： (1) 實質工資指數是根據名義工資指數扣除甲類消費物價指數變動的影響計算出來。
Notes: The real wage indices are derived by deflating the respective nominal wage indices by the CPI(A).
(2) 所有增減百分率按小數後兩個位的指數計算出來。
All percentage changes are derived from indices rounded to 2 decimal places.

薪金總額統計

Payroll Statistics

就業人士名義平均薪金指數

Nominal Index of Payroll per Person Engaged

3.7 二零零零年第二季的就業人士名義平均薪金指數較上年同期上升 1.7%。

3.7 The nominal index of payroll per person engaged increased by 1.7% in the second quarter of 2000 over a year earlier.

3.8 按行業類別分析，若將二零零零年第二季的就業人士名義平均薪金指數與一九九九年同期相比，批發、零售、進出口貿易、飲食及酒店業的名義平均收入錄得最高增幅，增幅為 1.7%。同期運輸、倉庫及通訊業則錄得最小增幅，名義增幅為 0.6%。

3.8 Analysed by industry sector, the wholesale, retail and import/export trades, restaurants and hotels sector had the highest growth rate in average earnings at 1.7% in nominal terms in the second quarter of 2000 as compared with the same quarter in 1999, while the transport, storage and communications sector had the lowest growth rate, at 0.6% in nominal terms over the same period.

3.9 一九九九年第二季、二零零零年第一季及二零零零年第二季選定行業類別的就業人士名義平均

3.9 The nominal indices of payroll per person engaged for the second quarter of 1999, first

薪金指數載列於下表：

quarter of 2000 and second quarter of 2000 are given in the following table:

表丙：選定行業類別就業人士名義平均薪金指數
Table C: Nominal Indices of Payroll per Person Engaged by Industry Sector

行業類別 Selected industry sector	指數(一九九四年第一季=100) Index (1st Qtr. 1994=100)			增減百分率 Percentage change	
	一九九九年 第二季 2nd Qtr. 1999	二零零零年 第一季 1st Qtr. 2000	二零零零年 第二季 2nd Qtr. 2000	二零零零年第二 季與二零零零年 第一季比較 2nd Qtr. 2000 over 1st Qtr. 2000	二零零零年第二 季與一九九九年 第二季比較 2nd Qtr. 2000 over 2nd Qtr. 1999
製造業 Manufacturing	117.3	137.8	118.6	-13.9	+1.1
批發、零售、進出口貿易、 飲食及酒店業 Wholesale, retail and import/export trades, restaurants and hotels	110.6	136.5	112.5	-17.6	+1.7
運輸、倉庫及通訊業 Transport, storage and communications	124.6	143.8	125.3	-12.8	+0.6
金融、保險、地產及商用服務業 Financing, insurance, real estate and business services	118.9	138.9	120.7	-13.1	+1.5
社區、社會及個人服務業 Community, social and personal services	143.5	151.0	145.5	-3.6	+1.4
所有行業類別 All industry sectors	125.2	145.3	127.4	-12.4	+1.7

註釋： 所有增減百分率按小數後兩個位的指數計算出來。

Note: All percentage changes are derived from indices rounded to 2 decimal places.

就業人士實質平均薪金指數

3.10 二零零零年第二季的就業人士實質平均薪金指數較上年同期上升 6.5%。

3.11 按行業類別分析，若將二零零零年第二季的就業人士實質平均薪金指數與一九九九年同期相比，所有個別行業類別的實質平均收入均錄得升幅。批發、零售、進出口貿易、飲食及酒店業錄得最高升幅，實質升幅為 6.5%。同期運輸、倉庫及通訊業升幅最少，實質升幅為 5.3%。

Real Index of Payroll per Person Engaged

3.10 The real index of payroll per person engaged increased by 6.5% in the second quarter of 2000 over a year earlier.

3.11 Analysed by industry sector, all individual industry sectors recorded some increases in average earnings in real terms in the second quarter of 2000 as compared with the same period in 1999. The wholesale, retail and import/export trades, restaurants and hotels sector had the highest growth rate in average earnings at 6.5% in real terms. The transport, storage and communications sector had the lowest rate of increase, at 5.3% in real terms over the same period.

3.12 一九九九年第二季、二零零零年第一季及二零零零年第二季選定行業類別的就業人士實質平均薪金指數載列於下表：

3.12 The real indices of payroll per person engaged for the second quarter of 1999, first quarter of 2000 and second quarter of 2000 are given in the following table:

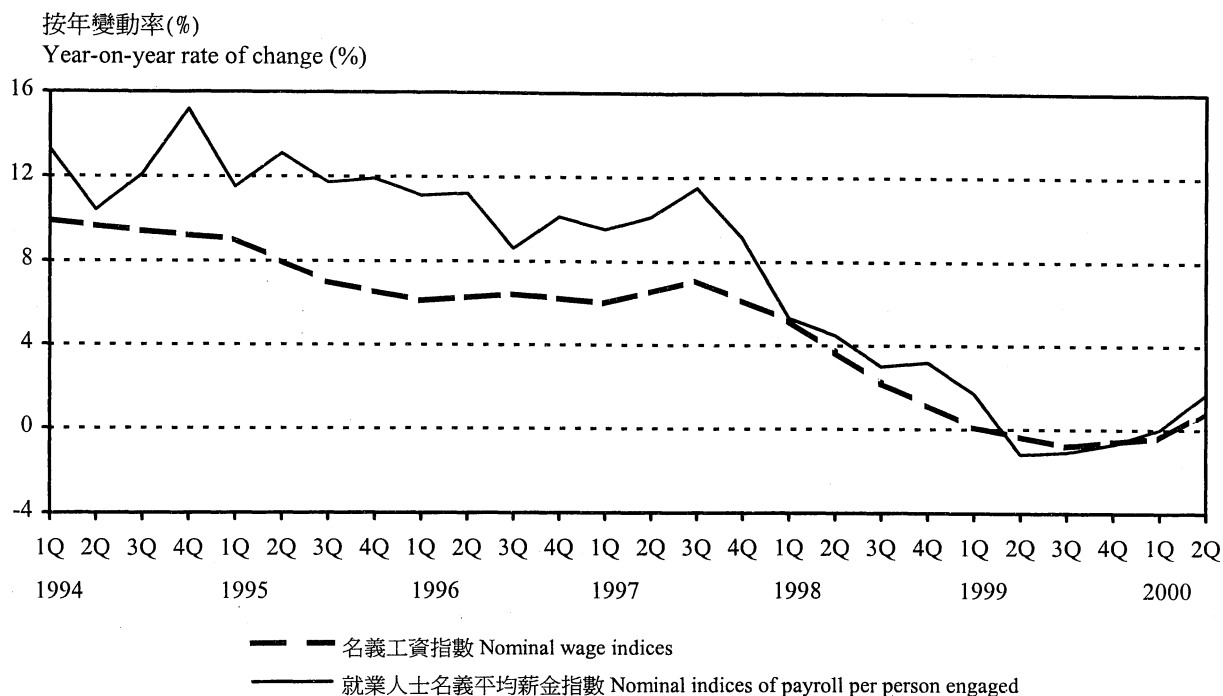
表丁：選定行業類別就業人士實質平均薪金指數
Table D: Real Indices of Payroll per Person Engaged by Industry Sector

行業類別 Selected industry sector	指數(一九九四年第一季=100) Index (1st Qtr. 1994=100)			增減百分率 Percentage change	
	一九九九年 第二季 2nd Qtr. 1999	二零零零年 第一季 1st Qtr. 2000	二零零零年 第二季 2nd Qtr. 2000	二零零零年第二 季與二零零零年 第一季比較 2nd Qtr. 2000 over 1st Qtr. 2000	二零零零年第二 季與一九九九年 第二季比較 2nd Qtr. 2000 over 2nd Qtr. 1999
製造業 Manufacturing	92.3	113.1	97.7	-13.6	+5.9
批發、零售、進出口貿易、 飲食及酒店業 Wholesale, retail and import/export trades, restaurants and hotels	87.0	112.1	92.7	-17.3	+6.5
運輸、倉庫及通訊業 Transport, storage and communications	98.1	118.1	103.3	-12.5	+5.3
金融、保險、地產及商用服務業 Financing, insurance, real estate and business services	93.5	114.1	99.4	-12.8	+6.3
社區、社會及個人服務業 Community, social and personal services	112.9	124.0	119.9	-3.3	+6.1
所有行業類別 All industry sectors	98.5	119.3	104.9	-12.1	+6.5

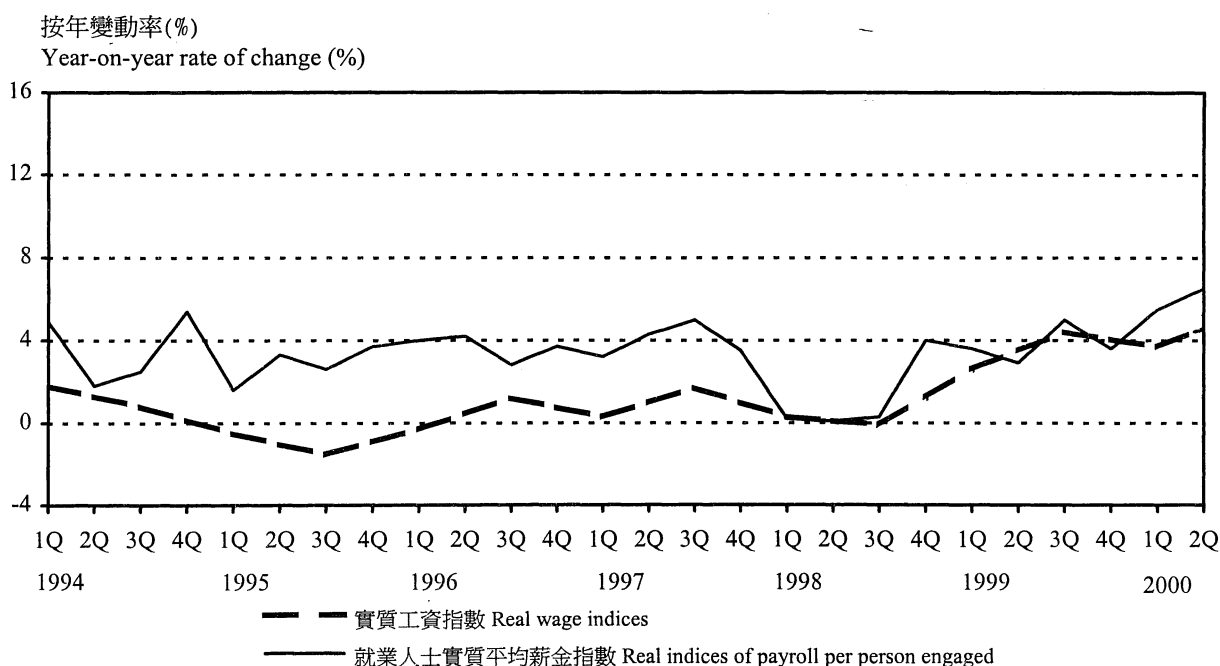
註釋： (1) 就業人士實質平均薪金指數是根據就業人士名義平均薪金指數扣除綜合消費物價指數變動的影響計算出來。
Notes: The real indices of payroll per person engaged are derived by deflating the respective nominal indices of payroll per person engaged by the Composite CPI.

(2) 所有增減百分率按小數後兩個位的指數計算出來。
All percentage changes are derived from indices rounded to 2 decimal places.

圖一 名義工資指數及就業人士名義平均薪金指數的按年變動率
Chart 1 Year-on-Year Rates of Change in Nominal Wage Indices and Nominal Indices of Payroll per Person Engaged



圖二 實質工資指數及就業人士實質平均薪金指數的按年變動率
Chart 2 Year-on-Year Rates of Change in Real Wage Indices and Real Indices of Payroll per Person Engaged



經季節性調整的就業人士平均薪金指數

3.13 本報告其他章節所列出的就業人士平均薪金指數均為未經季節性調整的數字。普遍而言，讀者對未經季節性調整的數據比較感興趣，原因是這些數據反映僱員實際收入的按季變動情況。

3.14 然而，根據原來的就業人士平均薪金指數數列（即未經季節性調整的數列）計算的勞工平均收入按季變動，是會受季節性變異的影響。根據以往統計調查結果顯示，由於年終花紅（例如雙糧）較多在第一季及第四季發放，故該兩季的就業人士平均薪金通常較高。把這些季節性變異從數列中剔除，便可更有意義地比較相連季度的數字，從而更能清楚地反映勞工平均收入的根本趨勢。

3.15 二零零零年第二季經季節性調整的就業人士名義平均薪金指數的按季變動率為0.6%。一九九九年第二季的相應變動率則為-1.0%。扣除消費物價的跌幅後，一九九九年及二零零零年第二季經季節性調整的就業人士實質平均薪金指數按季變動率，分別為0.2%及1.1%。

Seasonally Adjusted Index of Payroll per Person Engaged

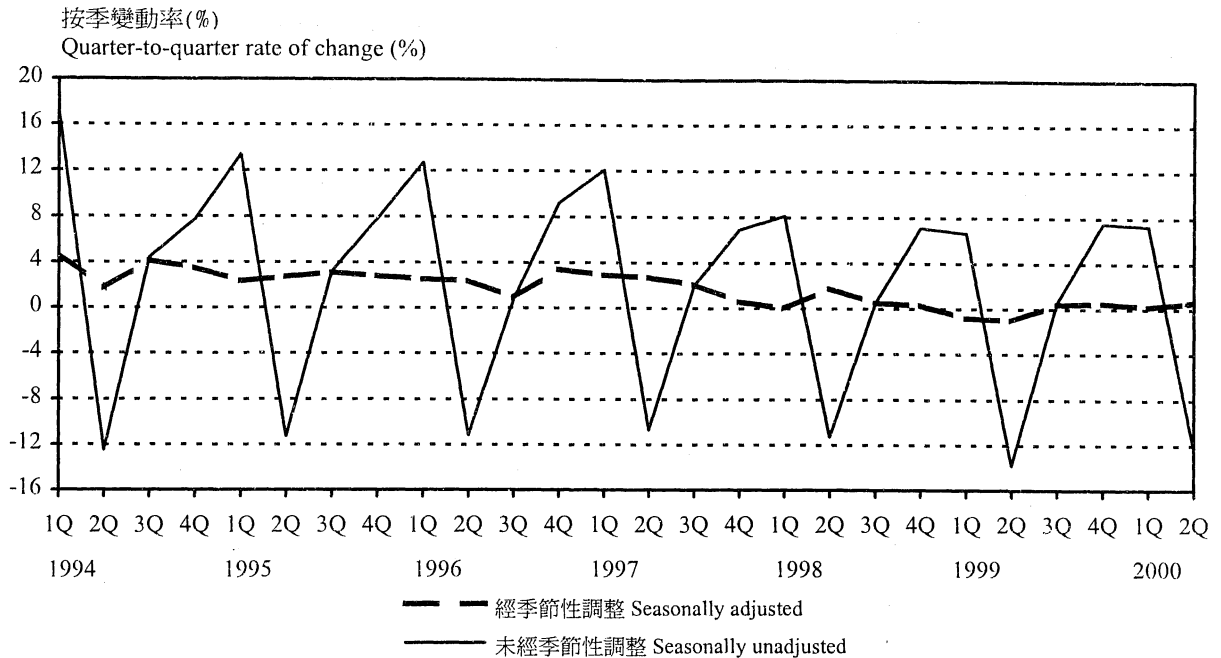
3.13 All the indices of payroll per person engaged quoted in the other sections of this report are not seasonally adjusted. In general, the unadjusted data series are of greater interest to readers because they reflect the quarter-to-quarter movements of earnings actually received by employees.

3.14 However, quarter-to-quarter rates of change in average labour earnings based on the original payroll per person engaged indices series (i.e. the seasonally unadjusted series) are affected by seasonal variations. Based on past survey results, average payroll per person engaged is usually higher in the first and fourth quarters of a year due to the issue of year-end bonuses during these quarters (e.g. double pay bonuses). By removing these seasonal variations from the series, figures for consecutive quarters can be compared more meaningfully, and hence the underlying trends of the average labour earnings can be reflected more clearly.

3.15 The seasonally adjusted quarter-to-quarter rate of change of nominal index of payroll per person engaged in the second quarter of 2000 is 0.6%. The corresponding rate of change in the second quarter of 1999 is -1.0%. After discounting the decreases in consumer prices, the seasonally adjusted quarter-to-quarter rates of change of real index of payroll per person engaged in the second quarter of 1999 and 2000 are 0.2% and 1.1% respectively.

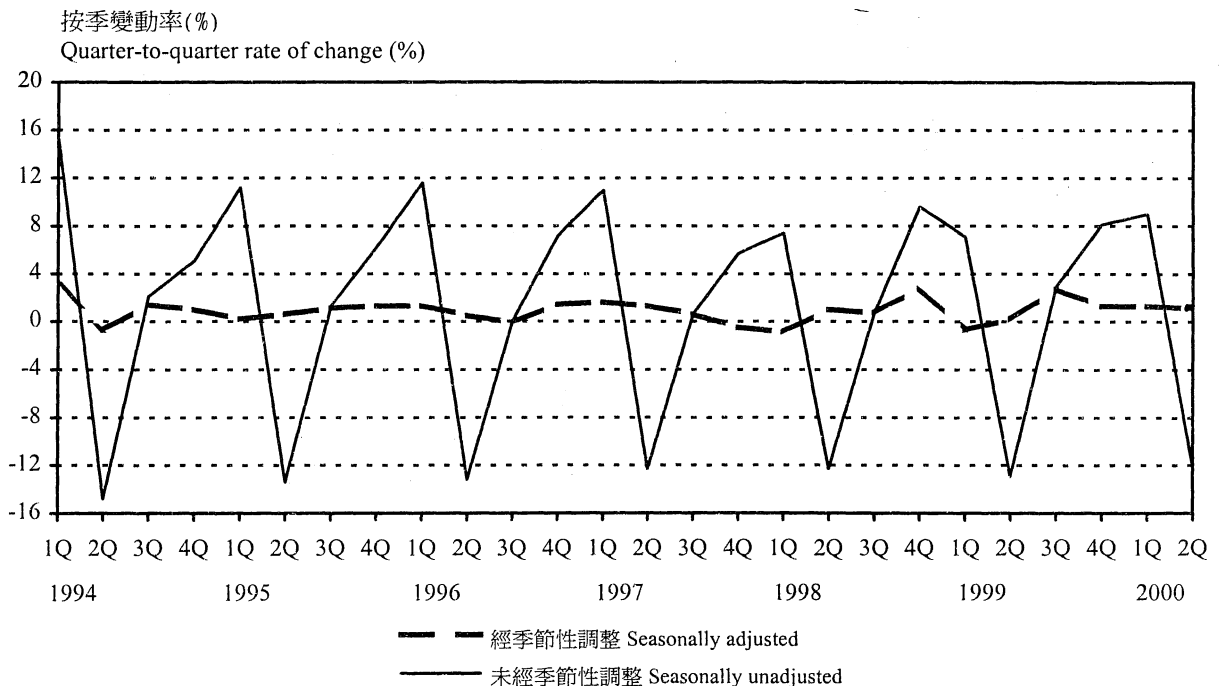
圖三 一九九四年第一季至二零零零年第二季經季節性調整的所有行業類別就業人士名義平均薪金指數按季變動率

Chart 3 Seasonally Adjusted Quarter-to-Quarter Rates of Change in Nominal Indices of Payroll per Person Engaged: All Industry Sectors, First Quarter 1994 – Second Quarter 2000



圖四 一九九四年第一季至二零零零年第二季經季節性調整的所有行業類別就業人士實質平均薪金指數按季變動率

Chart 4 Seasonally Adjusted Quarter-to-Quarter Rates of Change in Real Indices of Payroll per Person Engaged: All Industry Sectors, First Quarter 1994 – Second Quarter 2000



IV. 註釋

工資統計

4.1 工資率包括下列員工薪酬組成類別：

- (i) 基本工資／薪金（包括有薪假期和休假）；
- (ii) 佣金及小費（直接從顧客收取的小費不包括在內）；
- (iii) 輪班津貼；
- (iv) 生活津貼；
- (v) 膳食津貼及膳食福利；
- (vi) 勤工獎；
- (vii) 固定發放的年終花紅；及
- (viii) 其他固定及定期發放的花紅和津貼。

4.2 每日正常工作時數是指「勞工收入統計調查」涵蓋的機構單位的規定工作時數，不包括用膳和休息時間。在該規定的工作時數以外的工作，會按超時補薪率支付，或只屬機構單位規則和慣例上的例外情況。

4.3 每月標準工作日數：如每星期工作 6 日或每月休假 4 日，標準工作日數為 26 日；如每星期工作 5½ 日，標準工作日數為 24 日；如每星期工作五日，而星期六採取長短週方式工作半日，標準工作日數為 23 日；如每星期工作 5 日，標準工作日數為 22 日。

4.4 本報告內載列的工資指數，是將接連兩次統計調查中有關行業、職業及性別方面的勞動人口結構維持不變，從而量度工資率的「純」變動。然而，統計調查不可能將按行業、職位和性別界定的某一僱員類別內的僱員經驗和素質標準化。因此，若僱員經驗和素質組合有所轉變，工資指數的變動仍可能會受影響，在闡釋數據時應予注意。

IV. Explanatory Notes

Wage Statistics

4.1 Wage rate covers the following elements of payments to workers:

- (i) basic wages/salaries (including paid holidays and leave);
- (ii) commission and tips (tips received directly from customers are excluded);
- (iii) shift allowance;
- (iv) cost-of-living allowance;
- (v) meal allowance and meal benefits;
- (vi) good attendance bonus;
- (vii) guaranteed year-end bonus; and
- (viii) other regular and guaranteed bonuses and allowances.

4.2 Number of normal working hours per day refers to the hours of work, excluding meal time and rest time, stipulated by the establishments covered by LES beyond which any time worked is remunerated at overtime rate or forms an exception to the rules and customs of the establishment.

4.3 Number of standard working days per month is taken as 26 days if working 6 days a week or if 4 rest days granted per month; 24 days if working 5½ days a week; 23 days if working 5 days per week with an additional half day on alternate Saturdays; and 22 days if working 5 days per week.

4.4 The wage indices in this report are designed to measure the “pure” changes in wage rates by holding constant the structure of the labour force with respect to industry, occupation and sex between two successive rounds of the survey. However, it is not possible to standardize the experience and quality of workers within a specific group which is defined by an occupation and sex in a particular industry. Hence, caution should be exercised in interpreting the changes in wage indices as changes in composition of workers in terms of experience and quality within the group may affect the movements of the wage indices.

4.5 實質工資指數是根據有關的名義指數，扣除甲類消費物價指數變動的影響而計算出來。選擇甲類消費物價指數，是因為該指數較配合督導級及以下僱員的工資水平。

4.6 工資率的變動 基於計算方法不同，工資率絕對水平的變動可能有別於工資指數的變動。在這種情況下，如需分析工資率的「純」變動，應採用工資指數作為反映工資率變動的指標。

4.7 個別職業工資率的可靠性 在「勞工收入統計調查」中，「工資統計調查」的樣本數目僅為 2 000 間機構單位（見第 VII 部 7.19 段），故本報告內表七至表十所載的按職業及性別分析的工資率詳細統計數字，可能有較大的估計誤差。因此，這些工資率統計數字只可作粗略參考，闡釋時應特別注意。

4.8 銜接不同基期的工資指數數列 由一九九三年三月開始，工資指數的基期由一九八二年三月重訂為一九九二年九月。如須就某一指定行業的舊工資指數數列（即一九八二年三月=100）和新工資指數數列（即一九九二年九月=100）作比較，可使用銜接法。計算方法是首先根據該行業的新舊兩組工資指數系列在重疊期（即一九九二年九月）的數字，計算出一個轉換因子，然後將某指定月份以舊基期為根據的指數乘以轉換因子，便可轉換成為以新基期為根據的指數。下表說明一九九二年三月漂染業和中式餐館或酒樓業的名義工資指數，由以舊基期為根據的指數轉換為以新基期為根據的指數的計算方法。

4.5 The Real Wage Index is obtained by deflating the Nominal Wage Index by the Consumer Price Index (A). The Consumer Price Index (A) is considered more appropriate to be used for deriving the real wage indices for workers up to supervisory level by virtue of their wage levels.

4.6 Changes in wage rates For computational reasons, the movement of the absolute level of wage rates may differ slightly from the movement of the wage indices. Where this happens, the wage indices should be used as the indicator of changes if the "pure" changes in wage rates are being analysed.

4.7 Reliability of wage rates of individual occupations With a total sample size of only 2 000 establishments in the wage enquiry of the LES (see paragraph 7.19 in Part VII), the detailed statistics of wage rates by individual occupation by sex as shown in Tables 7 to 10 are subject to relatively large estimation errors. These wage rate statistics are therefore published for rough reference only and should therefore be interpreted with caution.

4.8 Linking wage index series of different base periods As from March 1993, the wage indices have been re-based from March 1982 to September 1992. If one wishes to compare wage indices of the old series (i.e. March 1982 = 100) and those of the new series (i.e. September 1992 = 100) for a particular industry, a splicing method can be used. First, a conversion factor is to be derived for that industry based on the indices for the overlapping period of September 1992 in both index series. Then, the index for a particular month with the old base period can be converted to the new base period by multiplying the index by the conversion factor. The following illustrates how the nominal wage indices for the bleaching and dyeing industry and chinese restaurants for March 1992 can be converted from the old base period to the new base period.

行業 Industry	一九九二年三月 Mar. 1992 (一九八二年三月=100) (Mar. 1982=100)	一九九二年九月 Sep. 1992 (一九八二年三月=100) (Mar.1982=100)	一九九二年九月 Sep. 1992 (一九九二年九月=100) (Sep. 1992=100)	轉換因子 Conversion Factor	一九九二年三月 Mar. 1992 (一九九二年九月=100) (Sep. 1992=100)
	(1)	(2)	(3)	(3)/(2)	(1)x(3)/(2)
漂染業 Bleaching and dyeing	254.3	272.9	100	100/272.9	93.2
中式餐館及酒樓業 Chinese restaurants	192.2	197.1	100	100/197.1	97.5

薪金總額統計

4.9 薪金總額包括以下各項員工薪酬組成類別：

- (i) 所有工資率的薪酬組成部分；
- (ii) 非保證發放的現金花紅及津貼（例如紅利及長期服務獎金）；
- (iii) 超時工作津貼；
- (iv) 補薪；及
- (v) 遣散費及停職費。

4.10 薪金總額不包括以下各項：

- (i) 支付予外發工人的薪金；
- (ii) 東主和商業合伙人所賺取的利潤；
- (iii) 實物津貼（例如由機構提供予僱員的住所）；
- (iv) 僱主為僱員支付社會保障和退休金計劃，以及僱員從該等計劃獲得之利益；及
- (v) 退休長俸。

4.11 就業人士名義和實質薪金指數 就業人士平均薪金是將有關統計期的薪金總額除以該統計日期的就業人數而計算出來。就業人士名義平均薪金指數是將有關季度的就業人士每月平均薪金與一九九四年第一季的每月平均薪金作比較，後者並已設定為基數 100。就業人士實質平均薪金指數是根據有關的名義指數，扣除綜合消費物價指數變動的影響而計算出來。

Payroll Statistics

4.9 Payroll covers the following elements of payments to workers:

- (i) all elements covered by wage rate;
- (ii) non-guaranteed or discretionary cash bonuses and allowances (e.g. profit-sharing bonuses and long service bonuses);
- (iii) overtime payment;
- (iv) back-pay; and
- (v) severance payment and termination payment.

4.10 The following elements are excluded from payroll statistics:

- (i) payment to outworkers;
- (ii) profits earned by proprietors and business partners;
- (iii) payments in kind (e.g. quarters provided by-company);
- (iv) employers' contribution in respect of their employees paid to social security and pension schemes, and benefits received by employees under these schemes; and
- (v) pensions.

4.11 Nominal and real indices of payroll per person engaged Payroll per person engaged is derived by dividing the total monthly payroll by the total number of persons engaged as at the survey reference date. The nominal index of payroll per person engaged is obtained by comparing the average monthly payroll per person engaged for the quarter in question with that for 1st Quarter 1994, which is taken as 100. The real index of payroll per person engaged is obtained by deflating the respective nominal index by the Composite Consumer Price Index.

4.12 闡釋就業人士平均薪金 就業人士平均薪金不應被視為完全相等於僱員的平均入息。首先，計算就業人數的統計期和計算每月薪金總額的統計期並不相同。就業人數針對一個指定統計日期，但每月薪金總額是將整個月內所有現金支出合算而成。其次，薪金總額是指給予僱員的支出。但是，就業人數不單只包括僱員，同時還包括在職東主、在職股東及無酬家屬幫工等通常不支薪的人士。最後，就有關入息而言，僱員的入息通常不只限於薪金總額中所反映的現金收入，其整體薪酬還可能包括其他附帶福利或實物津貼。但是，只要就業人數的結構大致保持穩定，就業人士名義及實質平均薪金指數的變動，一般可以顯示僱員平均收入的變動情況。

4.13 統計資料的公布 如果統計數字是從少數機構單位所搜集的資料編製而成，則基於下列理由將不會在本報告內公布：(i)該統計資料不足以提供有意義的統計結果；或(ii)有可能披露個別機構單位的資料。

4.12 Interpretation of payroll per person engaged Payroll per person engaged should not be interpreted strictly as the average income of employees. First, the time period covered by employment figures is not the same as that covered by monthly payroll figures. Employment refers to a reference date, while monthly payroll is obtained by aggregating cash payments made over the whole month. Second, payroll refers to payments to employees, whereas persons engaged include more than just employees. They also include working proprietors, business partners and unpaid family members who normally are not on payroll. Finally, as far as income is concerned, employees' income usually is not just limited to cash payments for work as reflected in payroll figures. There may also be other fringe benefits or payments in kind which form part of the total pay package. However, movements in the nominal and real indices of payroll per person engaged can generally be used to indicate changes in average earnings of employees provided that the employment structure remains relatively stable over time.

4.13 Publication of statistical information Statistics compiled from data collected from only a small number of establishments are not released in this report because either (i) data are insufficient to provide meaningful statistical results, or (ii) there is a possibility of disclosure of individual establishment data.

表 1 按行業類別劃分的名義工資指數數列
Table 1 Time Series of Nominal Wage Indices Analysed by Industry Sector

(一九九二年九月=100)
(September 1992=100)

月份/年份 Month/Year	製造業 Manufacturing	批發、零售、進出口 貿易、飲食及酒店業 Wholesale, retail and import/export trades, restaurants and hotels	運輸服務業 Transport services	金融、保險、地 產及商用服務業 Financing, insurance, real estate and business services	個人服務業 Personal services	所有 行業類別@ All industry sectors
一九九二年九月 Sep. 1992	100.0 (+10.3)	100.0 (+8.9)	100.0 (+12.1)	100.0 (+9.8)	100.0 (+12.2)	100.0 (+10.2)
一九九三年三月 Mar. 1993	105.1 (+11.3)	105.1 (+8.2)	103.6 (+12.6)	110.2 (+12.1)	104.7 (+8.9)	105.6 (+11.2)
一九九三年九月 Sep. 1993	110.0 (+10.0)	110.3 (+10.3)	110.8 (+10.8)	112.2 (+12.2)	110.4 (+10.4)	110.4 (+10.4)
一九九四年三月 Mar. 1994	115.2 (+9.6)	115.8 (+10.1)	114.7 (+10.8)	119.5 (+8.4)	120.5 (+15.1)	116.1 (+9.9)
一九九四年九月 Sep. 1994	118.9 (+8.1)	121.2 (+9.9)	122.6 (+10.6)	122.2 (+8.8)	123.1 (+11.5)	120.8 (+9.4)
一九九五年三月 Mar. 1995	122.4 (+6.2)	127.5 (+10.1)	124.1 (+8.2)	131.7 (+10.2)	129.8 (+7.7)	126.6 (+9.0)
一九九五年九月 Sep. 1995	125.6 (+5.6)	129.9 (+7.2)	130.8 (+6.7)	132.1 (+8.2)	132.8 (+7.9)	129.3 (+7.0)
一九九六年三月 Mar. 1996	129.3 (+5.6)	134.5 (+5.5)	132.4 (+6.7)	141.5 (+7.4)	140.1 (+8.0)	134.3 (+6.1)
一九九六年九月 Sep. 1996	135.0 (+7.5)	136.4 (+5.0)	139.9 (+7.0)	143.2 (+8.4)	141.0 (+6.1)	137.6 (+6.4)
一九九七年三月 Mar. 1997	138.1 (+6.8)	142.3 (+5.8)	141.2 (+6.6)	149.7 (+5.8)	143.7 (+2.5)	142.4 (+6.0)
一九九七年九月 Sep. 1997	142.2 (+5.3)	147.0 (+7.7)	149.7 (+7.0)	153.8 (+7.4)	149.0 (+5.7)	147.3 (+7.1)
一九九八年三月 Mar. 1998	142.8 (+3.4)	149.0 (+4.7)	151.6 (+7.4)	159.1 (+6.3)	155.3 (+8.1)	149.8 (+5.2)
一九九八年九月 Sep. 1998	143.3 (+0.8)	148.9 (+1.3)	156.2 (+4.3)	160.4 (+4.3)	154.6 (+3.7)	150.6 (+2.2)
一九九九年三月 Mar. 1999	143.7 (+0.6)	149.1 (+0.1)	154.4 (+1.8)	157.6 (-0.9)	155.2 (#)	150.0 (+0.1)
一九九九年六月 Jun. 1999	143.6 (N.A.)	148.3 (N.A.)	154.4 (N.A.)	158.3 (N.A.)	151.1 (N.A.)	149.6 (N.A.)
一九九九年九月 Sep. 1999	142.5 (-0.6)	148.6 (-0.2)	153.7 (-1.6)	157.3 (-1.9)	154.6 (#)	149.4 (-0.8)
一九九九年十二月 Dec. 1999	143.2 (N.A.)	148.5 (N.A.)	150.5 (N.A.)	158.7 (N.A.)	152.1 (N.A.)	149.3 (N.A.)

表 1 按行業類別劃分的名義工資指數數列 --- 續頁
 Table 1 Time Series of Nominal Wage Indices Analysed by Industry Sector --- Cont'd.

(一九九二年九月=100)
 (September 1992=100)

月份/年份 Month/Year	製造業 Manufacturing	批發、零售、進出口 貿易、飲食及酒店業 Wholesale, retail and import/export trades, restaurants and hotels	運輸服務業 Transport services	金融、保險、地 產及商用服務業 Financing, insurance, real estate and business services	個人服務業 Personal services	所有 行業類別@ All industry sectors
二零零零年三月 Mar. 2000	145.8 (+1.5)	149.0 (-0.1)	148.7 (-3.7)	155.5 (-1.3)	154.8 (-0.2)	149.3 (-0.4)
二零零零年六月 Jun. 2000	146.3 (+1.9)	150.4 (+1.4)	149.6 (-3.1)	159.8 (+0.9)	152.9 (+1.2)	150.9 (+0.9)

註釋： 括號內數字指按年變動百分率。

Notes: Figures in brackets denote year-on-year percentage changes.

@ 指工資統計調查涵蓋的所有行業，包括並沒有列出其統計數字的電力及燃氣業。

Refers to all industries covered by the Wage Enquiry, including the electricity and gas sector whose statistics are not separately shown.

N.A. 沒有數字。

Not available.

變動在 $\pm 0.05\%$ 內。

Change within $\pm 0.05\%$.

表 2 按行業類別劃分的實質工資指數數列
Table 2 Time Series of Real Wage Indices Analysed by Industry Sector

(一九九二年九月=100)
(September 1992=100)

月份/年份 Month/Year	製造業 Manufacturing	批發、零售、進出口 貿易、飲食及酒店業 Wholesale, retail and import/export trades, restaurants and hotels	運輸服務業 Transport services	金融、保險、地 產及商用服務業 Financing, insurance, real estate and business services	個人服務業 Personal services	所有 行業類別@ All industry sectors
一九九二年九月 Sep. 1992	100.0 (+0.4)	100.0 (-0.8)	100.0 (+2.0)	100.0 (#)	100.0 (+2.2)	100.0 (+0.3)
一九九三年三月 Mar. 1993	102.1 (+3.4)	102.1 (+0.4)	100.6 (+4.5)	107.1 (+4.1)	101.7 (+1.0)	102.6 (+3.2)
一九九三年九月 Sep. 1993	101.9 (+1.9)	102.2 (+2.2)	102.7 (+2.7)	104.0 (+4.0)	102.3 (+2.3)	102.4 (+2.4)
一九九四年三月 Mar. 1994	103.7 (+1.5)	104.2 (+2.0)	103.3 (+2.6)	107.6 (+0.4)	108.4 (+6.6)	104.5 (+1.8)
一九九四年九月 Sep. 1994	101.6 (-0.4)	103.5 (+1.3)	104.7 (+1.9)	104.3 (+0.3)	105.1 (+2.7)	103.1 (+0.8)
一九九五年三月 Mar. 1995	100.5 (-3.0)	104.8 (+0.5)	102.0 (-1.2)	108.2 (+0.6)	106.6 (-1.7)	104.0 (-0.5)
一九九五年九月 Sep. 1995	98.6 (-2.9)	102.0 (-1.4)	102.7 (-1.9)	103.8 (-0.5)	104.4 (-0.7)	101.6 (-1.5)
一九九六年三月 Mar. 1996	99.7 (-0.8)	103.8 (-0.9)	102.2 (+0.2)	109.2 (+0.9)	108.1 (+1.4)	103.6 (-0.3)
一九九六年九月 Sep. 1996	100.8 (+2.2)	101.9 (-0.1)	104.5 (+1.7)	106.9 (+3.0)	105.3 (+0.9)	102.8 (+1.2)
一九九七年三月 Mar. 1997	100.8 (+1.1)	103.9 (+0.1)	103.1 (+0.9)	109.3 (+0.1)	104.9 (-3.0)	103.9 (+0.3)
一九九七年九月 Sep. 1997	100.8 (#)	104.2 (+2.3)	106.2 (+1.6)	109.1 (+2.0)	105.7 (+0.4)	104.5 (+1.7)
一九九八年三月 Mar. 1998	99.4 (-1.4)	103.7 (-0.1)	105.6 (+2.5)	110.8 (+1.4)	108.1 (+3.1)	104.3 (+0.3)
一九九八年九月 Sep. 1998	99.3 (-1.5)	103.2 (-1.0)	108.2 (+1.9)	111.1 (+1.9)	107.1 (+1.4)	104.4 (-0.1)
一九九九年三月 Mar. 1999	102.5 (+3.1)	106.3 (+2.5)	110.1 (+4.3)	112.4 (+1.5)	110.7 (+2.4)	107.0 (+2.6)
一九九九年六月 Jun. 1999	103.2 (N.A.)	106.6 (N.A.)	111.0 (N.A.)	113.8 (N.A.)	108.6 (N.A.)	107.5 (N.A.)
一九九九年九月 Sep. 1999	103.9 (+4.6)	108.3 (+4.9)	112.0 (+3.5)	114.6 (+3.1)	112.7 (+5.2)	108.9 (+4.4)
一九九九年十二月 Dec. 1999	105.3 (N.A.)	109.2 (N.A.)	110.7 (N.A.)	116.7 (N.A.)	111.9 (N.A.)	109.8 (N.A.)

表 2 按行業類別劃分的實質工資指數數列 --- 續頁
 Table 2 Time Series of Real Wage Indices Analysed by Industry Sector --- Cont'd.

(一九九二年九月=100)
 (September 1992=100)

月份/年份 Month/Year	製造業 Manufacturing	批發、零售、進出口 貿易、飲食及酒店業 Wholesale, retail and import/export trades, restaurants and hotels	運輸服務業 Transport services	金融、保險、地 產及商用服務業 Financing, insurance, real estate and business services	個人服務業 Personal services	所有 行業類別@ All industry sectors
二零零零年三月 Mar. 2000	108.3 (+5.7)	110.7 (+4.1)	110.5 (+0.3)	115.6 (+2.8)	115.0 (+3.9)	110.9 (+3.7)
二零零零年六月 Jun. 2000	109.0 (+5.6)	112.1 (+5.1)	111.5 (+0.4)	119.1 (+4.6)	113.9 (+4.9)	112.5 (+4.6)

- 註釋：
 Notes :
- (1) 實質工資指數是根據名義工資指數扣除甲類消費物價指數變動的影響計算出來。
 The Real Wage Indices are derived by deflating the respective Nominal Wage Indices by the CPI(A).
- (2) 括號內數字指按年變動百分率。
 Figures in brackets denote year-on-year percentage changes.
- @ 指工資統計調查涵蓋的所有行業，包括並沒有列出其統計數字的電力及燃氣業。
 Refers to all industries covered by the Wage Enquiry, including the electricity and gas sector whose statistics are not separately shown.
- N.A. 沒有數字。
 Not available.
- # 變動在 ± 0.05%內。
 Change within ± 0.05%.

表 3 按行業及主要職業組別劃分的名義工資指數
Table 3 Nominal Wage Indices Analysed by Industry by Broad Occupational Group

(一九九二年九月=100)
(September 1992=100)

行業/主要職業組別 Industry/Broad occupational group	名義工資指數 Nominal wage indices			增減百分率 Percentage change	
	一九九九年 六月 Jun. 1999	二零零零年 三月 Mar. 2000	二零零零年 六月 Jun. 2000	二零零零年六 月與二零零零 年三月比較 Jun. 2000 over Mar. 2000	二零零零年六 月與一九九九 年六月比較 Jun. 2000 over Jun. 1999
衣物縫製業 Garments					
技工及操作工 Craftsmen and operatives	125.9	125.4	126.6	+0.9	+0.5
督導級、技術員級、文員級及其他非生產級工人 Supervisory, technical, clerical and miscellaneous non-production workers	157.0	158.1	162.0	+2.4	+3.2
所有選定職業 All selected occupations	136.2	136.4	138.5	+1.6	+1.7
紡棉紗及梭織棉布業 Cotton spinning and weaving					
技工及操作工 Craftsmen and operatives	156.6	164.3	167.7	+2.1	+7.1
督導級、技術員級、文員級及其他非生產級工人 Supervisory, technical, clerical and miscellaneous non-production workers	152.5	160.4	161.2	+0.5	+5.6
所有選定職業 All selected occupations	154.9	162.6	165.1	+1.5	+6.6
針織棉布及外衣業 Cotton knitting and knit outerwear					
技工及操作工 Craftsmen and operatives	137.8	131.4	138.1	+5.1	+0.2
督導級、技術員級、文員級及其他非生產級工人 Supervisory, technical, clerical and miscellaneous non-production workers	143.0	141.6	145.4	+2.7	+1.7
所有選定職業 All selected occupations	139.9	136.4	141.5	+3.8	+1.1
漂染業 Bleaching and dyeing					
技工及操作工 Craftsmen and operatives	125.5	135.5	131.9	-2.6	+5.1
督導級、技術員級、文員級及其他非生產級工人 Supervisory, technical, clerical and miscellaneous non-production workers	131.8	138.6	126.2	-9.0	-4.3
所有選定職業 All selected occupations	128.6	137.6	131.3	-4.6	+2.1
紙盒及紙袋製造業 Paper boxes and bags					
技工及操作工 Craftsmen and operatives	159.6	150.9	160.9	+6.6	+0.9
督導級、技術員級、文員級及其他非生產級工人 Supervisory, technical, clerical and miscellaneous non-production workers	156.9	149.6	138.0	-7.7	-12.0
所有選定職業 All selected occupations	156.7	148.7	150.7	+1.4	-3.9

表 3 按行業及主要職業組別劃分的名義工資指數 --- 續頁
 Table 3 Nominal Wage Indices Analysed by Industry by Broad Occupational Group --- Cont'd.

(一九九二年九月=100)
 (September 1992=100)

行業/主要職業組別 Industry/Broad occupational group	名義工資指數 Nominal wage indices			增減百分率 Percentage change	
	一九九九年 六月 Jun. 1999	二零零零年 三月 Mar. 2000	二零零零年 六月 Jun. 2000	二零零零年六 月與二零零零 年三月比較 Jun. 2000 over Mar. 2000	二零零零年六 月與一九九九 年六月比較 Jun. 2000 over Jun. 1999
印刷、出版及有關行業 Printing, publishing and allied industries					
技工及操作工 Craftsmen and operatives	147.2	152.1	150.0	-1.3	+2.0
督導級、技術員級、文員級及其他非生產級工人 Supervisory, technical, clerical and miscellaneous non-production workers	151.9	160.9	154.3	-4.1	+1.6
所有選定職業 All selected occupations	150.3	157.2	152.9	-2.7	+1.8
塑膠製品業(塑膠玩具除外) Plastic products (excluding plastic toys)					
技工及操作工 Craftsmen and operatives	134.7	150.9	145.9	-3.3	+8.3
督導級、技術員級、文員級及其他非生產級工人 Supervisory, technical, clerical and miscellaneous non-production workers	182.1	181.3	170.4	-6.0	-6.4
所有選定職業 All selected occupations	154.8	166.2	158.0	-4.9	+2.1
塑膠玩具製造業 Plastic toys					
技工及操作工 Craftsmen and operatives	*	*	161.3	*	*
督導級、技術員級、文員級及其他非生產級工人 Supervisory, technical, clerical and miscellaneous non-production workers	*	*	155.2	*	*
所有選定職業 All selected occupations	*	*	153.6	*	*
雜項金屬製品業(機械及設備除外) Miscellaneous metal products except machinery and equipment					
技工及操作工 Craftsmen and operatives	142.0	134.8	134.5	-0.2	-5.3
督導級、技術員級、文員級及其他非生產級工人 Supervisory, technical, clerical and miscellaneous non-production workers	157.2	146.4	146.3	#	-6.9
所有選定職業 All selected occupations	147.2	138.9	138.7	-0.2	-5.8
電器用具及配件製造業 Electrical appliances and accessories					
技工及操作工 Craftsmen and operatives	143.7	133.6	137.4	+2.8	-4.4
督導級、技術員級、文員級及其他非生產級工人 Supervisory, technical, clerical and miscellaneous non-production workers	147.9	148.5	159.2	+7.2	+7.6
所有選定職業 All selected occupations	146.0	139.4	145.7	+4.6	-0.2

表 3 按行業及主要職業組別劃分的名義工資指數 --- 續頁

Table 3 Nominal Wage Indices Analysed by Industry by Broad Occupational Group --- Cont'd.

(一九九二年九月=100)
(September 1992=100)

行業/主要職業組別 Industry/Broad occupational group	名義工資指數 Nominal wage indices			增減百分率 Percentage change	
	一九九九年 六月 Jun. 1999	二零零零年 三月 Mar. 2000	二零零零年 六月 Jun. 2000	二零零零年六 月與二零零零 年三月比較 Jun. 2000 over Mar. 2000	二零零零年六 月與一九九九 年六月比較 Jun. 2000 over Jun. 1999
電子製品業 Electronics					
技工及操作工 Craftsmen and operatives	163.5	160.9	168.3	+4.6	+3.0
督導級、技術員級、文員級及其他非生產級工人 Supervisory, technical, clerical and miscellaneous non-production workers	165.9	164.0	165.2	+0.7	-0.4
所有選定職業 All selected occupations	164.6	162.4	167.2	+3.0	+1.6
攝影及光學用品製造業 Photographic and optical goods					
技工及操作工 Craftsmen and operatives	*	*	*	*	*
督導級、技術員級、文員級及其他非生產級工人 Supervisory, technical, clerical and miscellaneous non-production workers	*	*	*	*	*
所有選定職業 All selected occupations	*	*	*	*	*
鐘錶及其零件製造業 Watches, clocks and parts					
技工及操作工 Craftsmen and operatives	146.1	166.0	155.0	-6.6	+6.1
督導級、技術員級、文員級及其他非生產級工人 Supervisory, technical, clerical and miscellaneous non-production workers	*	181.1	171.6	-5.2	*
所有選定職業 All selected occupations	160.6	177.0	166.5	-5.9	+3.7
珠寶首飾及有關物品製造業 Jewellery and related articles					
技工及操作工 Craftsmen and operatives	130.0	126.2	126.0	-0.2	-3.0
督導級、技術員級、文員級及其他非生產級工人 Supervisory, technical, clerical and miscellaneous non-production workers	135.2	139.5	141.3	+1.3	+4.6
所有選定職業 All selected occupations	131.1	129.8	130.2	+0.3	-0.7
製造業 Manufacturing					
技工及操作工 Craftsmen and operatives	136.5	138.4	140.0	+1.2	+2.6
督導級、技術員級、文員級及其他非生產級工人 Supervisory, technical, clerical and miscellaneous non-production workers	154.2	156.9	155.8	-0.7	+1.0
所有選定職業 All selected occupations	143.6	145.8	146.3	+0.3	+1.9

表 3 按行業及主要職業組別劃分的名義工資指數 --- 續頁
Table 3 Nominal Wage Indices Analysed by Industry by Broad Occupational Group -- Cont'd.

行業/主要職業組別 Industry/Broad occupational group	(一九九二年九月=100) (September 1992=100)			增減百分率 Percentage change	
	名義工資指數 Nominal wage indices			Percentage change	
	一九九九年 六月 Jun. 1999	二零零零年 三月 Mar. 2000	二零零零年 六月 Jun. 2000	二零零零年六 月與二零零零 年三月比較 Jun. 2000 over Mar. 2000	二零零零年六 月與一九九九 年六月比較 Jun. 2000 over Jun. 1999
批發業 Wholesale					
督導級、技術員級、文員級及其他非生產級工人 Supervisory, technical, clerical and miscellaneous non-production workers	148.9	149.2	148.1	-0.7	-0.5
零售業 Retail					
督導級、技術員級、文員級及其他非生產級工人 Supervisory, technical, clerical and miscellaneous non-production workers	149.3	148.9	148.9	-0.1	-0.3
食品進出口貿易業 Import/export of foodstuffs					
督導級、技術員級、文員級及其他非生產級工人 Supervisory, technical, clerical and miscellaneous non-production workers	159.6	161.4	155.9	-3.5	-2.4
衣服、鞋類及有關製品進出口貿易業 Import/export of clothing, footwear and allied products					
督導級、技術員級、文員級及其他非生產級工人 Supervisory, technical, clerical and miscellaneous non-production workers	158.0	157.2	164.7	+4.8	+4.3
雜項消費品進出口貿易業 Import/export of miscellaneous consumer goods					
督導級、技術員級、文員級及其他非生產級工人 Supervisory, technical, clerical and miscellaneous non-production workers	157.4	158.3	156.8	-1.0	-0.4
機器、設備及其零件進出口貿易業 Import/export of machinery, equipment and parts					
督導級、技術員級、文員級及其他非生產級工人 Supervisory, technical, clerical and miscellaneous non-production workers	158.3	159.7	161.3	+1.0	+1.9
雜項耐用品進出口貿易業 Import/export of miscellaneous durable goods					
督導級、技術員級、文員級及其他非生產級工人 Supervisory, technical, clerical and miscellaneous non-production workers	150.7	163.0	158.7	-2.7	+5.3
原料及半製成品進出口貿易業 Import/export of raw materials and semi-manufactures					
督導級、技術員級、文員級及其他非生產級工人 Supervisory, technical, clerical and miscellaneous non-production workers	152.8	145.9	154.0	+5.5	+0.8

表 3 按行業及主要職業組別劃分的名義工資指數 --- 續頁

Table 3 Nominal Wage Indices Analysed by Industry by Broad Occupational Group --- Cont'd.

行業/主要職業組別 Industry/Broad occupational group	(一九九二年九月=100) (September 1992=100)			增減百分率 Percentage change	
	名義工資指數 Nominal wage indices			二零零零年六 月與二零零零 年三月比較 Jun. 2000 over Mar. 2000	二零零零年六 月與一九九九 年六月比較 Jun. 2000 over Jun. 1999
	一九九九年 六月 Jun. 1999	二零零零年 三月 Mar. 2000	二零零零年 六月 Jun. 2000		
一般貨品進出口貿易業 Import/export of general commodities					
督導級、技術員級、文員級及其他非生產級工人 Supervisory, technical, clerical and miscellaneous non-production workers	163.5	185.5	184.2	-0.7	+12.6
中式餐館及酒樓業 Chinese restaurants					
督導級、技術員級、文員級及其他非生產級工人 Supervisory, technical, clerical and miscellaneous non-production workers	136.3	135.3	137.4	+1.6	+0.8
非中式餐館業 Restaurants, other than Chinese restaurants					
督導級、技術員級、文員級及其他非生產級工人 Supervisory, technical, clerical and miscellaneous non-production workers	139.7	134.2	137.8	+2.7	-1.3
快餐店業(美式快餐店除外) Fast food shops (excluding American style fast food shops)					
督導級、技術員級、文員級及其他非生產級工人 Supervisory, technical, clerical and miscellaneous non-production workers	136.4	133.1	130.8	-1.7	-4.1
酒店業 Hotels					
督導級、技術員級、文員級及其他非生產級工人 Supervisory, technical, clerical and miscellaneous non-production workers	161.0	161.9	159.7	-1.4	-0.8
批發、零售、進出口貿易、飲食及酒店業 Wholesale, retail and import/export trades, restaurants and hotels					
督導級、技術員級、文員級及其他非生產級工人 Supervisory, technical, clerical and miscellaneous non-production workers	148.3	149.0	150.4	+0.9	+1.4
貨櫃裝卸及貨櫃租賃服務業 Haulage of containers and containers leasing					
技工及操作工 Craftsmen and operatives	112.9	111.9	119.8	+7.1	+6.1
督導級、技術員級、文員級及其他非生產級工人 Supervisory, technical, clerical and miscellaneous non-production workers	141.5	126.2	127.3	+0.8	-10.1
所有選定職業 All selected occupations	114.8	110.9	116.7	+5.2	+1.6

表 3 按行業及主要職業組別劃分的名義工資指數 --- 續頁
 Table 3 Nominal Wage Indices Analysed by Industry by Broad Occupational Group --- Cont'd.

(一九九二年九月=100)
 (September 1992=100)

行業/主要職業組別 Industry/Broad occupational group	名義工資指數 Nominal wage indices			增減百分率 Percentage change	
	一九九九年 六月 Jun. 1999	二零零零年 三月 Mar. 2000	二零零零年 六月 Jun. 2000	二零零零年六 月與二零零 零年三月比較 Jun. 2000 over Mar. 2000	二零零零年六 月與一九九九 年六月比較 Jun. 2000 over Jun. 1999
航空公司 Airline companies					
督導級、技術員級、文員級及其他非生產級工人 Supervisory, technical, clerical and miscellaneous non-production workers	155.8	151.2	156.2	+3.3	+0.3
旅行社及票務代理 Travel agents and airline ticket agents					
督導級、技術員級、文員級及其他非生產級工人 Supervisory, technical, clerical and miscellaneous non-production workers	157.0	162.7	162.2	-0.3	+3.3
航空貨運代理業 Air cargo forwarding services					
督導級、技術員級、文員級及其他非生產級工人 Supervisory, technical, clerical and miscellaneous non-production workers	164.0	148.7	148.5	-0.2	-9.5
運輸服務業 Transport services					
技工及操作工 Craftsmen and operatives	151.0	143.0	144.4	+0.9	-4.4
督導級、技術員級、文員級及其他非生產級工人 Supervisory, technical, clerical and miscellaneous non-production workers	157.8	154.6	155.0	+0.3	-1.8
所有選定職業 All selected occupations	154.4	148.7	149.6	+0.6	-3.1
銀行業 Banks					
督導級、技術員級、文員級及其他非生產級工人 Supervisory, technical, clerical and miscellaneous non-production workers	154.7	150.0	155.1	+3.4	+0.2
投資及控股公司 Investment and holding companies					
督導級、技術員級、文員級及其他非生產級工人 Supervisory, technical, clerical and miscellaneous non-production workers	166.5	178.2	175.0	-1.8	+5.1
保險業 Insurance					
督導級、技術員級、文員級及其他非生產級工人 Supervisory, technical, clerical and miscellaneous non-production workers	164.0	153.0	156.8	+2.5	-4.4

表 3 按行業及主要職業組別劃分的名義工資指數 --- 續頁

Table 3 Nominal Wage Indices Analysed by Industry by Broad Occupational Group --- Cont'd.

(一九九二年九月=100)
(September 1992=100)

行業/主要職業組別 Industry/Broad occupational group	名義工資指數 Nominal wage indices			增減百分率 Percentage change	
	一九九九年 六月 Jun. 1999	二零零零年 三月 Mar. 2000	二零零零年 六月 Jun. 2000	二零零零年六 月與二零零零 年三月比較 Jun. 2000 over Mar. 2000	二零零零年六 月與一九九九 年六月比較 Jun. 2000 over Jun. 1999
地產租賃業 Real estate leasing					
技工及操作工 Craftsmen and operatives	*	161.5	160.1	-0.9	*
督導級、技術員級、文員級及其他非生產級工人 Supervisory, technical, clerical and miscellaneous non-production workers	168.1	160.6	151.4	-5.7	-10.0
所有選定職業 All selected occupations	171.5	162.4	153.7	-5.3	-10.4
地產保養管理服務業 Real estate maintenance management					
技工及操作工 Craftsmen and operatives	135.5	143.4	144.6	+0.9	+6.7
督導級、技術員級、文員級及其他非生產級工人 Supervisory, technical, clerical and miscellaneous non-production workers	161.3	162.7	165.9	+2.0	+2.9
所有選定職業 All selected occupations	159.5	161.6	164.7	+1.9	+3.2
建築/測量/工程策劃服務業 Architectural/surveying/engineering firms					
督導級、技術員級、文員級及其他非生產級工人 Supervisory, technical, clerical and miscellaneous non-production workers	156.4	151.5	163.9	+8.2	+4.8
保安及偵探服務業 Security and detective services					
督導級、技術員級、文員級及其他非生產級工人 Supervisory, technical, clerical and miscellaneous non-production workers	149.4	147.6	150.0	+1.6	+0.4
金融、保險、地產及商用服務業 Financing, insurance, real estate and business services					
技工及操作工 Craftsmen and operatives	140.1	146.3	147.5	+0.8	+5.3
督導級、技術員級、文員級及其他非生產級工人 Supervisory, technical, clerical and miscellaneous non-production workers	158.6	155.6	160.0	+2.8	+0.9
所有選定職業 All selected occupations	158.3	155.5	159.8	+2.8	+0.9
清潔及同類服務業 Sanitary and similar services					
督導級、技術員級、文員級及其他非生產級工人 Supervisory, technical, clerical and miscellaneous non-production workers	145.9	152.5	147.4	-3.3	+1.1

表 3 按行業及主要職業組別劃分的名義工資指數 --- 續頁
Table 3 Nominal Wage Indices Analysed by Industry by Broad Occupational Group --- Cont'd.

(一九九二年九月=100)
(September 1992=100)

行業/主要職業組別 Industry/Broad occupational group	名義工資指數 Nominal wage indices			增減百分率 Percentage change	
	一九九九年 六月 Jun. 1999	二零零零年 三月 Mar. 2000	二零零零年 六月 Jun. 2000	二零零零年六 月與二零零零 年三月比較 Jun. 2000 over Mar. 2000	二零零零年六 月與一九九九 年六月比較 Jun. 2000 over Jun. 1999
汽車及電單車維修服務業 Motor vehicles/cycles repairing and servicing					
技工及操作工 Craftsmen and operatives	142.5	144.8	147.9	+2.2	+3.8
督導級、技術員級、文員級及其他非生產級工人 Supervisory, technical, clerical and miscellaneous non-production workers	154.6	153.9	158.3	+2.9	+2.5
所有選定職業 All selected occupations	148.1	148.8	152.6	+2.5	+3.0
理髮及美容服務業 Barber and beauty shops					
督導級、技術員級、文員級及其他非生產級工人 Supervisory, technical, clerical and miscellaneous non-production workers	169.0	168.8	168.6	-0.1	-0.2
個人服務業 Personal services					
技工及操作工 Craftsmen and operatives	142.5	144.8	147.9	+2.2	+3.8
督導級、技術員級、文員級及其他非生產級工人 Supervisory, technical, clerical and miscellaneous non-production workers	152.2	156.2	153.5	-1.8	+0.8
所有選定職業 All selected occupations	151.1	154.8	152.9	-1.3	+1.2
所有選定行業@ All selected industries					
技工及操作工 Craftsmen and operatives	140.9	139.3	140.8	+1.1	-0.1
督導級、技術員級、文員級及其他非生產級工人 Supervisory, technical, clerical and miscellaneous non-production workers	151.7	151.8	153.4	+1.1	+1.1
所有選定職業 All selected occupations	149.6	149.3	150.9	+1.1	+0.9

註釋： 所有增減百分率按小數後兩個位的指數計算出來。
Notes : All percentage changes are derived from indices rounded to 2 decimal places.

@ 指工資統計調查涵蓋的所有行業，包括並沒有列出其統計數字的電力及燃氣業。
Refers to all industries covered by the Wage Enquiry, including the electricity and gas sector whose statistics are not separately shown.

* 為使個別公司所提供的資料得以保密，數據不予公布。
Data not released in order to safeguard confidentiality of information provided by individual firms.
(參照本報告第IV部的4.13段)。
(see paragraph 4.13 in Part IV of this report).

變動在 ± 0.05%內。
Change within ± 0.05%.

表 4 按行業及主要職業組別劃分的實質工資指數
Table 4 Real Wage Indices Analysed by Industry by Broad Occupational Group

(一九九二年九月=100)
(September 1992=100)

行業/主要職業組別 Industry/Broad occupational group	實質工資指數 Real wage indices			增減百分率 Percentage change	
	一九九九年 六月 Jun. 1999	二零零零年 三月 Mar. 2000	二零零零年 六月 Jun. 2000	二零零零年六 月與二零零零 年三月比較 Jun. 2000 over Mar. 2000	二零零零年六 月與一九九九 年六月比較 Jun. 2000 over Jun. 1999
衣物縫製業 Garments					
技工及操作工 Craftsmen and operatives	90.5	93.2	94.3	+1.2	+4.2
督導級、技術員級、文員級及其他非生產級工人 Supervisory, technical, clerical and miscellaneous non-production workers	112.9	117.5	120.7	+2.8	+6.9
所有選定職業 All selected occupations	97.9	101.3	103.2	+1.9	+5.4
紡棉紗及梭織棉布業 Cotton spinning and weaving					
技工及操作工 Craftsmen and operatives	112.6	122.1	125.0	+2.4	+11.0
督導級、技術員級、文員級及其他非生產級工人 Supervisory, technical, clerical and miscellaneous non-production workers	109.7	119.2	120.1	+0.8	+9.5
所有選定職業 All selected occupations	111.3	120.8	123.0	+1.8	+10.5
針織棉布及外衣業 Cotton knitting and knit outerwear					
技工及操作工 Craftsmen and operatives	99.1	97.7	102.9	+5.4	+3.9
督導級、技術員級、文員級及其他非生產級工人 Supervisory, technical, clerical and miscellaneous non-production workers	102.8	105.2	108.4	+3.0	+5.4
所有選定職業 All selected occupations	100.6	101.3	105.5	+4.1	+4.8
漂染業 Bleaching and dyeing					
技工及操作工 Craftsmen and operatives	90.3	100.7	98.3	-2.3	+8.9
督導級、技術員級、文員級及其他非生產級工人 Supervisory, technical, clerical and miscellaneous non-production workers	94.8	103.0	94.0	-8.7	-0.8
所有選定職業 All selected occupations	92.5	102.2	97.8	-4.3	+5.8
紙盒及紙袋製造業 Paper boxes and bags					
技工及操作工 Craftsmen and operatives	114.7	112.1	119.9	+7.0	+4.5
督導級、技術員級、文員級及其他非生產級工人 Supervisory, technical, clerical and miscellaneous non-production workers	112.8	111.1	102.8	-7.4	-8.8
所有選定職業 All selected occupations	112.7	110.5	112.3	+1.6	-0.4

表 4 按行業及主要職業組別劃分的實質工資指數 --- 續頁
 Table 4 Real Wage Indices Analysed by Industry by Broad Occupational Group --- Cont'd.

(一九九二年九月=100)
 (September 1992=100)

行業/主要職業組別 Industry/Broad occupational group	實質工資指數 Real wage indices			增減百分率 Percentage change	
	一九九九年 六月 Jun. 1999	二零零零年 三月 Mar. 2000	二零零零年 六月 Jun. 2000	二零零零年六 月與二零零零 年三月比較 Jun. 2000 over Mar. 2000	二零零零年六 月與一九九九 年六月比較 Jun. 2000 over Jun. 1999
印刷、出版及有關行業 Printing, publishing and allied industries					
技工及操作工 Craftsmen and operatives	105.8	113.0	111.8	-1.1	+5.7
督導級、技術員級、文員級及其他非生產級工人 Supervisory, technical, clerical and miscellaneous non-production workers	109.2	119.5	114.9	-3.8	+5.3
所有選定職業 All selected occupations	108.0	116.8	113.9	-2.5	+5.5
塑膠製品業(塑膠玩具除外) Plastic products (excluding plastic toys)					
技工及操作工 Craftsmen and operatives	96.8	112.1	108.8	-3.0	+12.3
督導級、技術員級、文員級及其他非生產級工人 Supervisory, technical, clerical and miscellaneous non-production workers	130.9	134.7	127.0	-5.7	-3.0
所有選定職業 All selected occupations	111.3	123.5	117.8	-4.6	+5.8
塑膠玩具製造業 Plastic toys					
技工及操作工 Craftsmen and operatives	*	*	120.2	*	*
督導級、技術員級、文員級及其他非生產級工人 Supervisory, technical, clerical and miscellaneous non-production workers	*	*	115.6	*	*
所有選定職業 All selected occupations	*	*	114.5	*	*
雜項金屬製品業(機械及設備除外) Miscellaneous metal products except machinery and equipment					
技工及操作工 Craftsmen and operatives	102.1	100.1	100.2	+0.1	-1.8
督導級、技術員級、文員級及其他非生產級工人 Supervisory, technical, clerical and miscellaneous non-production workers	113.0	108.8	109.0	+0.2	-3.5
所有選定職業 All selected occupations	105.8	103.2	103.4	+0.1	-2.3
電器用具及配件製造業 Electrical appliances and accessories					
技工及操作工 Craftsmen and operatives	103.3	99.3	102.4	+3.1	-0.9
督導級、技術員級、文員級及其他非生產級工人 Supervisory, technical, clerical and miscellaneous non-production workers	106.3	110.3	118.6	+7.6	+11.6
所有選定職業 All selected occupations	105.0	103.5	108.6	+4.9	+3.5

表 4 按行業及主要職業組別劃分的實質工資指數 --- 續頁

Table 4 Real Wage Indices Analysed by Industry by Broad Occupational Group --- Cont'd.

(一九九二年九月=100)
(September 1992=100)

行業/主要職業組別 Industry/Broad occupational group	實質工資指數 Real wage indices			增減百分率 Percentage change	
	一九九九年 六月 Jun. 1999	二零零零年 三月 Mar. 2000	二零零零年 六月 Jun. 2000	二零零零年六 月與二零零零 年三月比較 Jun. 2000 over Mar. 2000	二零零零年六 月與一九九九 年六月比較 Jun. 2000 over Jun. 1999
電子製品業 Electronics					
技工及操作工 Craftsmen and operatives	117.5	119.6	125.4	+4.9	+6.7
督導級、技術員級、文員級及其他非生產級工人 Supervisory, technical, clerical and miscellaneous non-production workers	119.3	121.9	123.1	+1.0	+3.2
所有選定職業 All selected occupations	118.3	120.7	124.6	+3.3	+5.3
攝影及光學用品製造業 Photographic and optical goods					
技工及操作工 Craftsmen and operatives	*	*	*	*	*
督導級、技術員級、文員級及其他非生產級工人 Supervisory, technical, clerical and miscellaneous non-production workers	*	*	*	*	*
所有選定職業 All selected occupations	*	*	*	*	*
鐘錶及其零件製造業 Watches, clocks and parts					
技工及操作工 Craftsmen and operatives	105.0	123.3	115.5	-6.3	+10.0
督導級、技術員級、文員級及其他非生產級工人 Supervisory, technical, clerical and miscellaneous non-production workers	*	134.5	127.9	-4.9	*
所有選定職業 All selected occupations	115.5	131.5	124.1	-5.6	+7.5
珠寶首飾及有關物品製造業 Jewellery and related articles					
技工及操作工 Craftsmen and operatives	93.4	93.8	93.9	+0.1	+0.5
督導級、技術員級、文員級及其他非生產級工人 Supervisory, technical, clerical and miscellaneous non-production workers	97.2	103.6	105.3	+1.6	+8.4
所有選定職業 All selected occupations	94.2	96.4	97.0	+0.6	+2.9
製造業 Manufacturing					
技工及操作工 Craftsmen and operatives	98.1	102.8	104.3	+1.5	+6.3
督導級、技術員級、文員級及其他非生產級工人 Supervisory, technical, clerical and miscellaneous non-production workers	110.8	116.6	116.1	-0.4	+4.7
所有選定職業 All selected occupations	103.2	108.3	109.0	+0.6	+5.6

表 4 按行業及主要職業組別劃分的實質工資指數 --- 續頁
Table 4 Real Wage Indices Analysed by Industry by Broad Occupational Group --- Cont'd.

(一九九二年九月=100)
(September 1992=100)

行業/主要職業組別 Industry/Broad occupational group	實質工資指數 Real wage indices			增減百分率 Percentage change	
	一九九九年 六月 Jun. 1999	二零零零年 三月 Mar. 2000	二零零零年 六月 Jun. 2000	二零零零年六 月與二零零零 年三月比較 Jun. 2000 over Mar. 2000	二零零零年六 月與一九九九 年六月比較 Jun. 2000 over Jun. 1999
批發業 Wholesale					
督導級、技術員級、文員級及其他非生產級工人 Supervisory, technical, clerical and miscellaneous non-production workers	107.0	110.8	110.4	-0.4	+3.1
零售業 Retail					
督導級、技術員級、文員級及其他非生產級工人 Supervisory, technical, clerical and miscellaneous non-production workers	107.4	110.7	110.9	+0.2	+3.3
食品進出口貿易業 Import/export of foodstuffs					
督導級、技術員級、文員級及其他非生產級工人 Supervisory, technical, clerical and miscellaneous non-production workers	114.8	119.9	116.1	-3.2	+1.2
衣服、鞋類及有關製品進出口貿易業 Import/export of clothing, footwear and allied products					
督導級、技術員級、文員級及其他非生產級工人 Supervisory, technical, clerical and miscellaneous non-production workers	113.6	116.8	122.8	+5.1	+8.1
雜項消費品進出口貿易業 Import/export of miscellaneous consumer goods					
督導級、技術員級、文員級及其他非生產級工人 Supervisory, technical, clerical and miscellaneous non-production workers	113.2	117.6	116.8	-0.7	+3.2
機器、設備及其零件進出口貿易業 Import/export of machinery, equipment and parts					
督導級、技術員級、文員級及其他非生產級工人 Supervisory, technical, clerical and miscellaneous non-production workers	113.8	118.6	120.2	+1.3	+5.6
雜項耐用品進出口貿易業 Import/export of miscellaneous durable goods					
督導級、技術員級、文員級及其他非生產級工人 Supervisory, technical, clerical and miscellaneous non-production workers	108.3	121.1	118.3	-2.4	+9.2
原料及半製成品進出口貿易業 Import/export of raw materials and semi-manufactures					
督導級、技術員級、文員級及其他非生產級工人 Supervisory, technical, clerical and miscellaneous non-production workers	109.8	108.4	114.7	+5.9	+4.5

表 4 按行業及主要職業組別劃分的實質工資指數 --- 續頁

Table 4 Real Wage Indices Analysed by Industry by Broad Occupational Group --- Cont'd.

(一九九二年九月=100)
(September 1992=100)

行業/主要職業組別 Industry/Broad occupational group	實質工資指數 Real wage indices			增減百分率 Percentage change	
	一九九九年 六月 Jun. 1999	二零零零年 三月 Mar. 2000	二零零零年 六月 Jun. 2000	二零零零年六 月與二零零零 年三月比較 Jun. 2000 over Mar. 2000	二零零零年六 月與一九九九 年六月比較 Jun. 2000 over Jun. 1999
一般貨品進出口貿易業 Import/export of general commodities					
督導級、技術員級、文員級及其他非生產級工人 Supervisory, technical, clerical and miscellaneous non-production workers	117.6	137.8	137.2	-0.4	+16.7
中式餐館及酒樓業 Chinese restaurants					
督導級、技術員級、文員級及其他非生產級工人 Supervisory, technical, clerical and miscellaneous non-production workers	98.0	100.5	102.4	+1.9	+4.5
非中式餐館業 Restaurants, other than Chinese restaurants					
督導級、技術員級、文員級及其他非生產級工人 Supervisory, technical, clerical and miscellaneous non-production workers	100.4	99.7	102.7	+3.0	+2.3
快餐店業(美式快餐店除外) Fast food shops (excluding American style fast food shops)					
督導級、技術員級、文員級及其他非生產級工人 Supervisory, technical, clerical and miscellaneous non-production workers	98.1	98.9	97.5	-1.4	-0.6
酒店業 Hotels					
督導級、技術員級、文員級及其他非生產級工人 Supervisory, technical, clerical and miscellaneous non-production workers	115.8	120.3	119.0	-1.1	+2.8
批發、零售、進出口貿易、飲食及酒店業 Wholesale, retail and import/export trades, restaurants and hotels					
督導級、技術員級、文員級及其他非生產級工人 Supervisory, technical, clerical and miscellaneous non-production workers	106.6	110.7	112.1	+1.2	+5.1
貨櫃裝卸及貨櫃租賃服務業 Haulage of containers and containers leasing					
技工及操作工 Craftsmen and operatives	81.2	83.1	89.3	+7.4	+10.0
督導級、技術員級、文員級及其他非生產級工人 Supervisory, technical, clerical and miscellaneous non-production workers	101.7	93.8	94.8	+1.1	-6.8
所有選定職業 All selected occupations	82.6	82.4	86.9	+5.5	+5.3

表 4 按行業及主要職業組別劃分的實質工資指數 --- 續頁
 Table 4 Real Wage Indices Analysed by Industry by Broad Occupational Group --- Cont'd.

(一九九二年九月=100)
 (September 1992=100)

行業/主要職業組別 Industry/Broad occupational group	實質工資指數 Real wage indices			增減百分率 Percentage change	
	一九九九年 六月 Jun. 1999	二零零零年 三月 Mar. 2000	二零零零年 六月 Jun. 2000	二零零零年六 月與二零零零 年三月比較 Jun. 2000 over Mar. 2000	二零零零年六 月與一九九九 年六月比較 Jun. 2000 over Jun. 1999
航空公司 Airline companies					
督導級、技術員級、文員級及其他非生產級工人 Supervisory, technical, clerical and miscellaneous non-production workers	112.0	112.4	116.4	+3.6	+3.9
旅行社及票務代理 Travel agents and airline ticket agents					
督導級、技術員級、文員級及其他非生產級工人 Supervisory, technical, clerical and miscellaneous non-production workers	112.9	120.9	120.9	#	+7.1
航空貨運代理業 Air cargo forwarding services					
督導級、技術員級、文員級及其他非生產級工人 Supervisory, technical, clerical and miscellaneous non-production workers	117.9	110.5	110.6	+0.1	-6.2
運輸服務業 Transport services					
技工及操作工 Craftsmen and operatives	108.6	106.3	107.6	+1.2	-0.9
督導級、技術員級、文員級及其他非生產級工人 Supervisory, technical, clerical and miscellaneous non-production workers	113.5	114.9	115.5	+0.6	+1.8
所有選定職業 All selected occupations	111.0	110.5	111.5	+0.9	+0.4
銀行業 Banks					
督導級、技術員級、文員級及其他非生產級工人 Supervisory, technical, clerical and miscellaneous non-production workers	111.2	111.4	115.6	+3.7	+3.9
投資及控股公司 Investment and holding companies					
督導級、技術員級、文員級及其他非生產級工人 Supervisory, technical, clerical and miscellaneous non-production workers	119.7	132.4	130.4	-1.5	+8.9
保險業 Insurance					
督導級、技術員級、文員級及其他非生產級工人 Supervisory, technical, clerical and miscellaneous non-production workers	117.9	113.7	116.9	+2.8	-0.9

表 4 按行業及主要職業組別劃分的實質工資指數 --- 續頁
 Table 4 Real Wage Indices Analysed by Industry by Broad Occupational Group --- Cont'd.

(一九九二年九月=100)
 (September 1992=100)

行業/主要職業組別 Industry/Broad occupational group	實質工資指數 Real wage indices			增減百分率 Percentage change	
	一九九九年 六月 Jun. 1999	二零零零年 三月 Mar. 2000	二零零零年 六月 Jun. 2000	二零零零年六 月與二零零零 年三月比較 Jun. 2000 over Mar. 2000	二零零零年六 月與一九九九 年六月比較 Jun. 2000 over Jun. 1999
地產租賃業 Real estate leasing					
技工及操作工 Craftsmen and operatives	*	120.0	119.3	-0.6	*
督導級、技術員級、文員級及其他非生產級工人 Supervisory, technical, clerical and miscellaneous non-production workers	120.9	119.3	112.8	-5.4	-6.7
所有選定職業 All selected occupations	123.3	120.7	114.6	-5.1	-7.1
地產保養管理服務業 Real estate maintenance management					
技工及操作工 Craftsmen and operatives	97.4	106.5	107.8	+1.2	+10.6
督導級、技術員級、文員級及其他非生產級工人 Supervisory, technical, clerical and miscellaneous non-production workers	116.0	120.9	123.6	+2.3	+6.6
所有選定職業 All selected occupations	114.7	120.1	122.7	+2.2	+7.0
建築/測量/工程策劃服務業 Architectural/surveying/engineering firms					
督導級、技術員級、文員級及其他非生產級工人 Supervisory, technical, clerical and miscellaneous non-production workers	112.4	112.5	122.2	+8.5	+8.6
保安及偵探服務業 Security and detective services					
督導級、技術員級、文員級及其他非生產級工人 Supervisory, technical, clerical and miscellaneous non-production workers	107.4	109.7	111.8	+1.9	+4.1
金融、保險、地產及商用服務業 Financing, insurance, real estate and business services					
技工及操作工 Craftsmen and operatives	100.7	108.7	109.9	+1.1	+9.2
督導級、技術員級、文員級及其他非生產級工人 Supervisory, technical, clerical and miscellaneous non-production workers	114.0	115.6	119.2	+3.1	+4.5
所有選定職業 All selected occupations	113.8	115.6	119.1	+3.1	+4.6
清潔及同類服務業 Sanitary and similar services					
督導級、技術員級、文員級及其他非生產級工人 Supervisory, technical, clerical and miscellaneous non-production workers	104.9	113.3	109.9	-3.0	+4.7

表 4 按行業及主要職業組別劃分的實質工資指數 --- 續頁
 Table 4 Real Wage Indices Analysed by Industry by Broad Occupational Group --- Cont'd.

(一九九二年九月=100)
 (September 1992=100)

行業/主要職業組別 Industry/Broad occupational group	實質工資指數 Real wage indices			增減百分率 Percentage change	
	一九九九年 六月 Jun. 1999	二零零零年 三月 Mar. 2000	二零零零年 六月 Jun. 2000	二零零零年六 月與二零零零 年三月比較 Jun. 2000 over Mar. 2000	二零零零年六 月與一九九九 年六月比較 Jun. 2000 over Jun. 1999
汽車及電單車維修服務業 Motor vehicles/cycles repairing and servicing					
技工及操作工 Craftsmen and operatives	102.4	107.5	110.2	+2.5	+7.6
督導級、技術員級、文員級及其他非生產級工人 Supervisory, technical, clerical and miscellaneous non-production workers	111.1	114.3	118.0	+3.2	+6.2
所有選定職業 All selected occupations	106.5	110.6	113.7	+2.8	+6.8
理髮及美容服務業 Barber and beauty shops					
督導級、技術員級、文員級及其他非生產級工人 Supervisory, technical, clerical and miscellaneous non-production workers	121.5	125.4	125.7	+0.2	+3.4
個人服務業 Personal services					
技工及操作工 Craftsmen and operatives	102.4	107.5	110.2	+2.5	+7.6
督導級、技術員級、文員級及其他非生產級工人 Supervisory, technical, clerical and miscellaneous non-production workers	109.4	116.1	114.4	-1.5	+4.5
所有選定職業 All selected occupations	108.6	115.0	113.9	-1.0	+4.9
所有選定行業@ All selected industries					
技工及操作工 Craftsmen and operatives	101.3	103.5	104.9	+1.4	+3.5
督導級、技術員級、文員級及其他非生產級工人 Supervisory, technical, clerical and miscellaneous non-production workers	109.1	112.8	114.3	+1.4	+4.8
所有選定職業 All selected occupations	107.5	110.9	112.5	+1.4	+4.6

註釋: (1) 實質工資指數是根據名義工資指數扣除甲類消費物價指數變動的影響計算出來。
 Notes: The Real Wage Indices are derived by deflating the respective Nominal Wage Indices by the CPI(A).

(2) 所有增減百分率按小數後兩個位的指數計算出來。
 All percentage changes are derived from indices rounded to 2 decimal places.

@ 指工資統計調查涵蓋的所有行業，包括並沒有列出其統計數字的電力及燃氣業。
 Refers to all industries covered by the Wage Enquiry, including the electricity and gas sector whose statistics are not separately shown.

* 為使個別公司所提供的資料得以保密，數據不予公布。
 Data not released in order to safeguard confidentiality of information provided by individual firms.
 (參照本報告第IV部的4.13段)。
 (see paragraph 4.13 in Part IV of this report).

變動在 ± 0.05%內。
 Change within ± 0.05%.

表 5 按行業類別及職業組別劃分的名義及實質工資指數

Table 5 Nominal and Real Wage Indices Analysed by Industry Sector by Occupational Group

(一九九二年九月=100)
(September 1992=100)

行業類別/職業組別 Industry sector/ Occupational group	名義工資指數 Nominal wage indices			實質工資指數 Real wage indices		
	一九九九年 六月 Jun. 1999	二零零零年 三月 Mar. 2000	二零零零年 六月 Jun. 2000	一九九九年 六月 Jun. 1999	二零零零年 三月 Mar. 2000	二零零零年 六月 Jun. 2000
製造業 <i>Manufacturing</i>						
督導級及技術員級人員 Supervisory and technical workers	156.8 (N.A.)	161.3 (+3.4)	158.6 (+1.2)	112.7 (N.A.)	119.8 (+7.7)	118.2 (+4.9)
文員級及秘書級人員 Clerical and secretarial workers	152.6 (N.A.)	154.5 (+0.5)	154.6 (+1.3)	109.7 (N.A.)	114.8 (+4.7)	115.2 (+5.0)
技工 Craftsmen	141.6 (N.A.)	146.5 (+3.0)	145.8 (+2.9)	101.8 (N.A.)	108.9 (+7.3)	108.6 (+6.7)
操作工 Operatives	135.1 (N.A.)	135.0 (-0.1)	137.9 (+2.1)	97.1 (N.A.)	100.3 (+4.1)	102.7 (+5.8)
其他非生產級工人 Miscellaneous non-production workers	150.5 (N.A.)	148.2 (-2.2)	150.0 (-0.3)	108.2 (N.A.)	110.1 (+1.8)	111.8 (+3.3)
所有選定職業 All selected occupations	143.6 (N.A.)	145.8 (+1.5)	146.3 (+1.9)	103.2 (N.A.)	108.3 (+5.7)	109.0 (+5.6)
批發、零售、進出口貿易、飲食及酒店業 <i>Wholesale, retail and import/export trades, restaurants and hotels</i>						
督導級及技術員級人員 Supervisory and technical workers	152.3 (N.A.)	155.9 (+1.7)	157.3 (+3.3)	109.5 (N.A.)	115.9 (+5.9)	117.2 (+7.1)
文員級及秘書級人員 Clerical and secretarial workers	152.2 (N.A.)	152.0 (-1.5)	154.0 (+1.2)	109.4 (N.A.)	112.9 (+2.6)	114.8 (+4.9)
服務人員 Service workers	141.1 (N.A.)	138.7 (-1.7)	140.4 (-0.5)	101.4 (N.A.)	103.0 (+2.4)	104.6 (+3.1)
其他非生產級工人 Miscellaneous non-production workers	143.0 (N.A.)	141.2 (-0.2)	141.1 (-1.4)	102.8 (N.A.)	104.9 (+3.9)	105.1 (+2.2)
所有選定職業 All selected occupations	148.3 (N.A.)	149.0 (-0.1)	150.4 (+1.4)	106.6 (N.A.)	110.7 (+4.1)	112.1 (+5.1)

表 5 按行業類別及職業組別劃分的名義及實質工資指數 --- 續頁
Table 5 Nominal and Real Wage Indices Analysed by Industry Sector by Occupational Group
 --- Cont'd.

行業類別/職業組別 Industry sector/ Occupational group	(一九九二年九月=100) (September 1992=100)					
	名義工資指數 Nominal wage indices			實質工資指數 Real wage indices		
	一九九九年 六月 Jun. 1999	二零零零年 三月 Mar. 2000	二零零零年 六月 Jun. 2000	一九九九年 六月 Jun. 1999	二零零零年 三月 Mar. 2000	二零零零年 六月 Jun. 2000
運輸服務業 <i>Transport services</i>						
督導級及技術員級人員 Supervisory and technical workers	157.8 (N.A.)	155.7 (-2.1)	156.0 (-1.1)	113.4 (N.A.)	115.7 (+1.9)	116.2 (+2.5)
文員級及秘書級人員 Clerical and secretarial workers	159.4 (N.A.)	155.4 (-0.8)	156.4 (-1.9)	114.6 (N.A.)	115.4 (+3.3)	116.5 (+1.7)
技工 Craftsmen	152.4 (N.A.)	143.7 (-5.8)	144.3 (-5.3)	109.6 (N.A.)	106.8 (-1.8)	107.5 (-1.9)
操作工 Operatives	143.3 (N.A.)	138.1 (-5.1)	143.2 (-0.1)	103.0 (N.A.)	102.6 (-1.2)	106.7 (+3.6)
服務人員 Service workers	125.6 (N.A.)	135.9 (+17.0)	138.8 (+10.5)	90.3 (N.A.)	101.0 (+21.9)	103.4 (+14.6)
其他非生產級工人 Miscellaneous non-production workers	165.5 (N.A.)	149.0 (-11.6)	146.8 (-11.3)	119.0 (N.A.)	110.7 (-7.9)	109.4 (-8.1)
所有選定職業 All selected occupations	154.4 (N.A.)	148.7 (-3.7)	149.6 (-3.1)	111.0 (N.A.)	110.5 (+0.3)	111.5 (+0.4)
金融、保險、地產及商用服務業 <i>Financing, insurance, real estate and business services</i>						
督導級及技術員級人員 Supervisory and technical workers	152.5 (N.A.)	149.6 (-1.9)	155.7 (+2.1)	109.6 (N.A.)	111.2 (+2.2)	116.0 (+5.8)
文員級及秘書級人員 Clerical and secretarial workers	163.1 (N.A.)	160.8 (-1.6)	163.7 (+0.4)	117.3 (N.A.)	119.4 (+2.5)	122.0 (+4.0)
技工 Craftsmen	140.1 (N.A.)	146.3 (+2.0)	147.5 (+5.3)	100.7 (N.A.)	108.7 (+6.2)	109.9 (+9.2)
服務人員 Service workers	147.9 (N.A.)	145.6 (+1.1)	148.3 (+0.3)	106.3 (N.A.)	108.2 (+5.3)	110.5 (+3.9)
其他非生產級工人 Miscellaneous non-production workers	163.8 (N.A.)	161.1 (-0.7)	164.0 (+0.1)	117.8 (N.A.)	119.7 (+3.5)	122.2 (+3.7)
所有選定職業 All selected occupations	158.3 (N.A.)	155.5 (-1.3)	159.8 (+0.9)	113.8 (N.A.)	115.6 (+2.8)	119.1 (+4.6)

表 5 按行業類別及職業組別劃分的名義及實質工資指數 --- 續頁

Table 5 Nominal and Real Wage Indices Analysed by Industry Sector by Occupational Group
--- Cont'd.

行業類別/職業組別 Industry sector/ Occupational group	(一九九二年九月=100) (September 1992=100)					
	名義工資指數 Nominal wage indices			實質工資指數 Real wage indices		
	一九九九年 六月 Jun. 1999	二零零零年 三月 Mar. 2000	二零零零年 六月 Jun. 2000	一九九九年 六月 Jun. 1999	二零零零年 三月 Mar. 2000	二零零零年 六月 Jun. 2000
個人服務業 <i>Personal services</i>						
督導級及技術員級人員 Supervisory and technical workers	164.8 (N.A.)	162.9 (-1.8)	166.5 (+1.0)	118.5 (N.A.)	121.0 (+2.3)	124.0 (+4.7)
文員級及秘書級人員 Clerical and secretarial workers	168.1 (N.A.)	170.7 (+0.6)	168.0 (-0.1)	120.9 (N.A.)	126.8 (+4.8)	125.2 (+3.6)
技工 Craftsmen	142.5 (N.A.)	144.8 (+1.2)	147.9 (+3.8)	102.4 (N.A.)	107.5 (+5.4)	110.2 (+7.6)
服務人員 Service workers	142.3 (N.A.)	146.2 (+2.8)	145.3 (+2.2)	102.3 (N.A.)	108.6 (+7.0)	108.3 (+5.9)
其他非生產級工人 Miscellaneous non-production workers	144.9 (N.A.)	152.2 (-0.1)	145.2 (+0.2)	104.2 (N.A.)	113.1 (+4.0)	108.2 (+3.9)
所有選定職業 All selected occupations	151.1 (N.A.)	154.8 (-0.2)	152.9 (+1.2)	108.6 (N.A.)	115.0 (+3.9)	113.9 (+4.9)
所有選定行業@ <i>All selected industries</i>						
督導級及技術員級人員 Supervisory and technical workers	154.3 (N.A.)	156.1 (+0.8)	158.1 (+2.5)	110.9 (N.A.)	116.0 (+5.0)	117.8 (+6.3)
文員級及秘書級人員 Clerical and secretarial workers	155.6 (N.A.)	154.8 (-1.3)	156.7 (+0.7)	111.9 (N.A.)	115.0 (+2.9)	116.8 (+4.4)
技工 Craftsmen	147.2 (N.A.)	144.8 (-1.9)	145.1 (-1.4)	105.8 (N.A.)	107.6 (+2.1)	108.2 (+2.2)
操作工 Operatives	135.6 (N.A.)	134.8 (-0.9)	138.0 (+1.7)	97.5 (N.A.)	100.1 (+3.3)	102.8 (+5.4)
服務人員 Service workers	142.9 (N.A.)	140.8 (-0.7)	142.6 (-0.2)	102.8 (N.A.)	104.6 (+3.4)	106.3 (+3.4)
其他非生產級工人 Miscellaneous non-production worke	148.9 (N.A.)	147.8 (-0.9)	147.5 (-1.0)	107.1 (N.A.)	109.8 (+3.2)	109.9 (+2.6)
所有選定職業 All selected occupations	149.6 (N.A.)	149.3 (-0.4)	150.9 (+0.9)	107.5 (N.A.)	110.9 (+3.7)	112.5 (+4.6)

- 註釋：
Notes :
- (1) 實質工資指數是根據名義工資指數扣除甲類消費物價指數變動的影響計算出來。
The Real Wage Indices are derived by deflating the respective Nominal Wage Indices by the CPI(A).
 - (2) 括號內數字指按年變動百分率。
Figures in brackets denote year-on-year percentage changes.
- @ 指工資統計調查涵蓋的所有行業，包括並沒有列出其統計數字的電力及燃氣業。
Refers to all industries covered by the Wage Enquiry, including the electricity and gas sector whose statistics are not separately shown.
- N.A. 沒有數字。
Not available.

表 6 按行業、主要職業組別及性別劃分的平均工資率

Table 6 Average Wage Rates Analysed by Industry by Broad Occupational Group by Sex

元
\$

行業/行業類別 Industry/ Industry sector	技工及操作工 Craftsmen and operatives			督導級、技術員級、文員級及 其他非生產級工人 Supervisory, technical, clerical and miscellaneous non-production workers			所有選定職業 All selected occupations		
	每日平均工資 Average daily wages			每月平均薪金 Average monthly salaries			每月平均薪金 Average monthly salaries		
	男 Male	女 Female	合計 Overall	男 Male	女 Female	合計 Overall	男 Male	女 Female	合計 Overall
衣物縫製業 Garments	358	254	265	11,278	10,891	10,988	10,236	7,632	8,014
紡棉紗及梭織棉布業 Cotton spinning and weaving	374	334	352	11,746	8,712	10,500	10,474	8,682	9,577
針織棉布及外衣業 Cotton knitting and knit outerwear	320	253	277	11,268	11,116	11,185	9,849	8,531	9,066
漂染業 Bleaching and dyeing	385	*	380	12,209	9,448	11,437	10,644	8,836	10,433
紙盒及紙袋製造業 Paper boxes and bags	492	*	478	11,870	10,652	11,394	12,561	9,746	12,082
印刷、出版及有關行業 Printing, publishing and allied industries	467	353	450	12,102	11,055	11,605	11,999	10,522	11,543
塑膠製品業(塑膠玩具除外) Plastic products (excluding plastic toys)	399	252	362	11,713	11,630	11,686	10,642	9,031	10,187
塑膠玩具製造業 Plastic toys	*	*	261	*	10,503	13,532	*	7,490	10,629
雜項金屬製品業(機械及設備除外) Miscellaneous metal products except machinery and equipment	414	*	409	13,499	11,240	12,498	11,336	10,694	11,203
電器用具及配件製造業 Electrical appliances and accessories	361	*	292	12,559	*	12,310	10,968	7,780	9,305
電子製品業 Electronics	463	297	317	13,922	11,455	12,853	12,821	8,154	9,354
鐘錶及其零件製造業 Watches, clocks and parts	*	271	294	*	11,147	11,794	11,164	8,180	8,977
珠寶首飾及有關物品製造業 Jewellery and related articles	481	401	464	15,335	11,939	13,119	12,139	10,900	11,721
製造業 Manufacturing	424	279	331	12,523	11,048	11,739	11,466	8,324	9,585
批發業 Wholesale	-	-	-	11,267	10,650	11,028	11,267	10,650	11,028
零售業 Retail	-	-	-	9,822	9,961	9,907	9,822	9,961	9,907
食品進出口貿易業 Import/export of foodstuffs	-	-	-	11,587	12,481	11,949	11,587	12,481	11,949
衣服、鞋類及有關製品進出口貿易業 Import/export of clothing, footwear and allied products	-	-	-	14,570	14,068	14,234	14,570	14,068	14,234

表 6 按行業、主要職業組別及性別劃分的平均工資率 --- 續頁
Table 6 Average Wage Rates Analysed by Industry by Broad Occupational Group by Sex
 --- Cont'd.

元
\$

行業/行業類別 Industry/ Industry sector	技工及操作工 Craftsmen and operatives			督導級、技術員級、文員級及 其他非生產級工人 Supervisory, technical, clerical and miscellaneous non-production workers			所有選定職業 All selected occupations		
	每日平均工資 Average daily wages			每月平均薪金 Average monthly salaries			每月平均薪金 Average monthly salaries		
	男 Male	女 Female	合計 Overall	男 Male	女 Female	合計 Overall	男 Male	女 Female	合計 Overall
雜項消費品進出口貿易業 Import/export of miscellaneous consumer goods	-	-	-	13,327	12,303	12,751	13,327	12,303	12,751
機器、設備及其零件進出口貿易業 Import/export of machinery, equipment and parts	-	-	-	15,205	13,570	14,440	15,205	13,570	14,440
雜項耐用品進出口貿易業 Import/export of miscellaneous durable goods	-	-	-	15,178	14,030	14,613	15,178	14,030	14,613
原料及半製成品進出口貿易業 Import/export of raw materials and semi-manufactures	-	-	-	14,963	13,158	13,986	14,963	13,158	13,986
一般貨品進出口貿易業 Import/export of general commodities	-	-	-	15,871	14,710	15,167	15,871	14,710	15,167
中式餐館或酒樓業 Chinese restaurants	-	-	-	12,610	7,622	10,243	12,610	7,622	10,243
非中式餐館業 Restaurants, other than Chinese restaurants	-	-	-	11,634	8,104	10,127	11,634	8,104	10,127
快餐店業(美式快餐店除外) Fast food shops (excluding American style fast food shops)	-	-	-	9,958	6,966	8,158	9,958	6,966	8,158
酒店業 Hotels	-	-	-	10,733	10,761	10,748	10,733	10,761	10,748
批發、零售、進出口貿易、飲食及酒店業 <i>Wholesale, retail and import/export trades, restaurants and hotels</i>	-	-	-	12,924	11,178	12,002	12,924	11,178	12,002
貨櫃裝卸及貨櫃租賃服務業 Haulage of containers and containers leasing	688	*	694	10,639	8,742	10,067	15,049	10,115	14,367
航空公司 Airline companies	-	-	-	16,160	14,259	14,852	16,160	14,259	14,852
旅行社及票務代理 Travel agents and airline ticket agents	-	-	-	9,112	10,707	10,057	9,112	10,707	10,057
航空貨運代理業 Air cargo forwarding services	-	-	-	11,483	11,853	11,599	11,483	11,853	11,599
運輸服務業 <i>Transport services</i>	508	*	506	14,031	12,060	13,270	13,545	12,057	13,198

表 6 按行業、主要職業組別及性別劃分的平均工資率 --- 續頁

Table 6 Average Wage Rates Analysed by Industry by Broad Occupational Group by Sex

--- Cont'd.

元
\$

行業/行業類別 Industry/ Industry sector	技工及操作工 Craftsmen and operatives			督導級、技術員級、文員級及 其他非生產級工人 Supervisory, technical, clerical and miscellaneous non-production workers			所有選定職業 All selected occupations		
	每日平均工資 Average daily wages			每月平均薪金 Average monthly salaries			每月平均薪金 Average monthly salaries		
	男 Male	女 Female	合計 Overall	男 Male	女 Female	合計 Overall	男 Male	女 Female	合計 Overall
銀行業 Banks	-	-	-	15,788	14,333	14,907	15,788	14,333	14,907
投資及控股公司 Investment and holding companies	-	-	-	15,077	15,000	15,019	15,077	15,000	15,019
保險業 Insurance	-	-	-	14,175	13,957	14,044	14,175	13,957	14,044
地產租賃業 Real estate leasing	500	-	500	9,903	11,184	10,245	10,165	11,184	10,417
地產保養管理服務業 Real estate maintenance management	436	-	436	9,216	9,614	9,284	9,435	9,614	9,463
建築/測量/工程策劃服務業 Architectural/surveying/ engineering firms	-	-	-	18,964	13,765	16,705	18,964	13,765	16,705
保安及偵探服務業 Security and detective services	-	-	-	7,996	7,260	7,908	7,996	7,260	7,908
金融、保險、地產及商用服務業 <i>Financing, insurance, real estate and business services</i>	440	-	440	10,706	13,063	11,539	10,729	13,063	11,535
清潔及同類服務業 Sanitary and similar services	-	-	-	6,202	5,203	5,588	6,202	5,203	5,588
汽車及電單車維修服務業 Motor vehicles/cycles repairing and servicing	536	-	536	14,522	10,586	13,328	13,207	10,586	12,836
理髮及美容服務業 Barber and beauty shops	-	-	-	9,056	10,069	9,518	9,056	10,069	9,518
個人服務業 <i>Personal services</i>	536	-	536	7,503	5,991	6,637	8,099	5,991	6,959
所有選定行業@ <i>All selected industries</i>	474	284	393	12,242	11,035	11,652	12,208	10,530	11,403

註釋: @ 指工資統計調查涵蓋的所有行業, 包括並沒有列出其統計數字的電力及燃氣業。
Notes: Refers to all industries covered by the Wage Enquiry, including the electricity and gas sector whose statistics are not separately shown.

* 為使個別公司所提供的資料得以保密, 數據不予公布。
Data not released in order to safeguard confidentiality of information provided by individual firms.
(參照本報告第IV部的4.13段)。
(see paragraph 4.13 in Part IV of this report).

- 統計調查期內並沒有數據。
Data not available for the survey period.

表 7 按行業及職業劃分的技工及操作工職級的平均每日工資、正常工作時數與標準工作日數
Table 7 Average Daily Wages, Normal Hours of Work and Standard Working Days of Craftsmen and Operatives Analysed by Industry by Occupation

行業/職業	Industry/Occupation	每日平均工資(元) Average daily wages(\$)			每日正常 工作時數 Number of normal hours of work per day	每月標準 工作日數 Number of standard working days per month
		男 Male	女 Female	合計 Overall		
衣物縫製業	Garments					
放樣員/嘜架員	Pattern grader/marker maker	506	*	470	8	25
技工	<i>Craftsmen</i>	499	*	470	8	25
品質檢查工	Quality checker	*	199	200	8	25
包裝工	Packer	277	*	250	8	26
平車車工	Lockstitch sewing machine operator	*	254	255	8	25
整熨工	Presser	331	*	305	8	26
特種衣車車工	Special purpose sewing machine operator	*	264	263	8	26
全件制車工	Make-through operator	*	296	296	8	25
操作工	<i>Operatives</i>	320	253	259	8	25
技工及操作工	<i>Craftsmen and operatives</i>	358	254	265	8	25
紡棉紗及梭織棉布業	Cotton spinning and weaving					
紡織機械技工	Textile machine mechanic	367	*	367	8	26
技工	<i>Craftsmen</i>	387	*	385	8	26
操作工	<i>Operatives</i>	365	334	344	7	26
技工及操作工	<i>Craftsmen and operatives</i>	374	334	352	8	26
針織棉布及外衣業	Cotton knitting and knit outerwear					
品質檢查工	Quality checker	*	184	209	8	26
包裝工	Packer	*	*	280	8	26
整熨工	Presser	320	*	320	8	26
手動針織機織工 (針織品)	Hand knitting machine operator (knitwear)	348	*	338	8	26
縫盤工(針織品)	Linking machine operator (knitwear)	*	264	264	8	26
挑縫工(針織品)	Hand stitcher (knitwear)	-	266	266	8	26
操作工	<i>Operatives</i>	312	253	273	8	26
技工及操作工	<i>Craftsmen and operatives</i>	320	253	277	8	26
漂染業	Bleaching and dyeing					
染色機值車工	Dyeing machine tender	423	-	423	10	27
技工	<i>Craftsmen</i>	422	*	419	10	26
包裝工	Packer	332	*	322	10	27
操作工	<i>Operatives</i>	351	*	345	9	26
技工及操作工	<i>Craftsmen and operatives</i>	385	*	380	9	26
紙盒及紙袋製造業	Paper boxes and bags					
操作工	<i>Operatives</i>	411	*	394	8	26
技工及操作工	<i>Craftsmen and operatives</i>	492	*	478	8	26

表 7 按行業及職業劃分的技工及操作工職級的平均每日工資、正常工作時數與標準工作日數 --- 續頁
Table 7 Average Daily Wages, Normal Hours of Work and Standard Working Days of Craftsmen and Operatives Analysed by Industry by Occupation --- Cont'd.

行業/職業	Industry/Occupation	每日平均工資(元) Average daily wages(\$)			每日正常 工作時數 Number of normal hours of work per day	每月標準 工作日數 Number of standard working days per month
		男 Male	女 Female	合計 Overall		
印刷、出版及有關行業	Printing, publishing and allied industries					
影版技工/ 分色機操作工	Process camera operator/ scanner	462	*	464	8	26
柯式版製作技工	Offset lithographic platemaker	517	*	516	8	26
柯式平版機印刷技工	Printing machine operator (offset litho)	487	*	487	8	26
裝釘技工	Bookbinder	*	*	400	8	26
技工	<i>Craftsmen</i>	482	422	477	8	26
切紙機操作工	Guillotining machine operator	454	-	454	9	26
裝釘機操作工	Binding machine operator	*	*	331	9	25
操作工	<i>Operatives</i>	404	289	368	8	26
技工及操作工	<i>Craftsmen and operatives</i>	467	353	450	8	26
塑膠製品業(塑膠玩具除外)	Plastic products (excluding plastic toys)					
技工	<i>Craftsmen</i>	378	*	377	9	25
操作工	<i>Operatives</i>	409	251	357	9	25
技工及操作工	<i>Craftsmen and operatives</i>	399	252	362	9	25
塑膠玩具製造業	Plastic toys					
技工及操作工	<i>Craftsmen and operatives</i>	*	*	261	8	25
雜項金屬製品業(機械及設備除外)	Miscellaneous metal products except machinery and equipment					
技工	<i>Craftsmen</i>	426	*	425	8	26
操作工	<i>Operatives</i>	400	*	391	8	25
技工及操作工	<i>Craftsmen and operatives</i>	414	*	409	8	25
電器用具及配件製造業	Electrical appliances and accessories					
技工及操作工	<i>Craftsmen and operatives</i>	361	*	292	8	25
電子製品業	Electronics					
技工	<i>Craftsmen</i>	626	*	575	9	23
品質檢查工	Quality checker	*	302	302	8	25
機器操作工/看值工	Machine operator/machine attendant	*	314	320	8	25
操作工	<i>Operatives</i>	395	297	306	8	25
技工及操作工	<i>Craftsmen and operatives</i>	463	297	317	8	25
鐘錶及其零件製造業	Watches, clocks and parts					
操作工	<i>Operatives</i>	*	265	270	8	24
技工及操作工	<i>Craftsmen and operatives</i>	*	271	294	8	24

表 7 按行業及職業劃分的技工及操作工職級的平均每日工資、正常工作時數與標準工作日數 --- 續頁
Table 7 Average Daily Wages, Normal Hours of Work and Standard Working Days of Craftsmen and Operatives Analysed by Industry by Occupation --- Cont'd.

行業/職業	Industry/Occupation	每日平均工資(元) Average daily wages(\$)			每日正常 工作時數 Number of normal hours of work per day	每月標準 工作日數 Number of standard working days per month
		男 Male	女 Female	合計 Overall		
珠寶首飾及有關物品 製造業	Jewellery and related articles					
電鍍及金屬塗層工	Electroplating and metal coating worker	517	*	513	8	24
鑲石工	Stone setter	526	-	526	8	24
配石工	Stone selector	*	443	448	8	24
打胚工	Goldsmith	471	*	464	8	24
技工	<i>Craftsmen</i>	484	414	472	8	24
操作工	<i>Operatives</i>	*	376	424	8	24
技工及操作工	<i>Craftsmen and operatives</i>	481	401	464	8	24
製造業	<i>Manufacturing</i>					
技工	<i>Craftsmen</i>	470	393	463	8	25
操作工	<i>Operatives</i>	368	275	294	8	25
技工及操作工	<i>Craftsmen and operatives</i>	424	279	331	8	25
貨櫃裝卸及 貨櫃租賃服務業	Haulage of containers and containers leasing					
貨櫃拖車司機	Container haulage driver	714	*	720	9	25
技工	<i>Craftsmen</i>	712	*	718	9	25
操作工	<i>Operatives</i>	589	-	589	8	25
技工及操作工	<i>Craftsmen and operatives</i>	688	*	694	9	25
運輸服務業	<i>Transport services</i>					
技工	<i>Craftsmen</i>	510	*	507	8	26
操作工	<i>Operatives</i>	501	*	502	8	26
技工及操作工	<i>Craftsmen and operatives</i>	508	*	506	8	26
地產租賃業	Real estate leasing					
電器技工	Electrician	500	-	500	8	25
技工	<i>Craftsmen</i>	500	-	500	8	25
技工及操作工	<i>Craftsmen and operatives</i>	500	-	500	8	25
地產保養管理服務業	Real estate maintenance management					
電器技工	Electrician	434	-	434	8	26
技工	<i>Craftsmen</i>	436	-	436	8	26
技工及操作工	<i>Craftsmen and operatives</i>	436	-	436	8	26
金融、保險、地產 及商用服務業	<i>Financing, insurance, real estate and business services</i>					
技工	<i>Craftsmen</i>	440	-	440	8	26
技工及操作工	<i>Craftsmen and operatives</i>	440	-	440	8	26

表 7 按行業及職業劃分的技工及操作工職級的平均每日工資、正常工作時數與標準工作日數 --- 續頁

Table 7 Average Daily Wages, Normal Hours of Work and Standard Working Days of Craftsmen and Operatives Analysed by Industry by Occupation --- Cont'd.

行業/職業	Industry/Occupation	每日平均工資(元) Average daily wages(\$)			每日正常 工作時數 Number of normal hours of work per day	每月標準 工作日數 Number of standard working days per month
		男 Male	女 Female	合計 Overall		
汽車及電單車維修 服務業	Motor vehicles/cycles repairing and servicing					
汽車機械工	Vehicle mechanic	511	-	511	8	23
汽車電工/冷氣工	Vehicle electrician/ air-conditioning electrician	565	-	565	8	23
汽車髹漆工	Vehicle painter	557	-	557	8	23
車身修理工	Vehicle body repairer	624	-	624	8	23
技工	<i>Craftsmen</i>	536	-	536	8	23
技工及操作工	<i>Craftsmen and operatives</i>	536	-	536	8	23
個人服務業	Personal services					
技工	<i>Craftsmen</i>	536	-	536	8	23
技工及操作工	<i>Craftsmen and operatives</i>	536	-	536	8	23
所有選定行業@	All selected industries					
技工	<i>Craftsmen</i>	498	413	494	8	25
操作工	<i>Operatives</i>	405	277	311	8	25
技工及操作工	<i>Craftsmen and operatives</i>	474	284	393	8	25

註釋： @ 指工資統計調查涵蓋的所有行業，包括並沒有列出其統計數字的電力及燃氣業。

Notes: Refers to all industries covered by the Wage Enquiry, including the electricity and gas sector whose statistics are not separately shown.

* 為使個別公司所提供的資料得以保密，數據不予公佈。

Data not released in order to safeguard confidentiality of information provided by individual firms.

(參照本報告第IV部的4.13段)。

(see paragraph 4.13 in Part IV of this report).

- 統計調查期內並沒有數據。

Data not available for the survey period.

表 8 按行業及職業劃分的督導級、技術員級、文員級及其他非生產級工人職級的平均每月薪金、正常工作時數與標準工作日數

Table 8 Average Monthly Salaries, Normal Hours of Work and Standard Working Days of Supervisory, Technical, Clerical and Miscellaneous Non-Production Workers Analysed by Industry by Occupation

行業/職業	Industry/Occupation	每月平均薪金(元) Average monthly salaries(\$)			每日正常 工作時數 Number of normal hours of work per day	每月標準 工作日數 Number of standard working days per month
		男 Male	女 Female	合計 Overall		
衣物縫製業		Garments				
車衣指導員	Clothing operator instructor	*	10,199	10,205	8	26
監督/管工	Supervisor/foreman	*	*	11,887	8	25
會計主任	Accounting supervisor	*	*	18,733	8	24
商品/採購主任	Merchandiser/buyer	*	13,672	13,946	8	24
督導級及技術員級人員	<i>Supervisory and technical workers</i>	14,529	13,018	13,421	8	25
貨倉/採購文員	Stock/purchasing clerk	*	9,853	9,983	8	25
簿記員/會計文員	Bookkeeper/accounting clerk	*	9,876	10,030	8	25
普通文員	General office clerk	*	9,377	9,378	8	25
出入口文件處理/船務 文員	Documentation/shipping clerk	*	11,949	11,924	8	24
文員級及秘書級人員	<i>Clerical and secretarial workers</i>	*	10,371	10,441	8	25
雜工	General worker	6,658	6,037	6,259	8	25
信差/辦公室助理	Messenger/office assistant	*	*	7,178	8	25
其他非生產級工人	<i>Miscellaneous non-production workers</i>	7,658	5,988	6,823	8	25
督導級、技術員級、 文員級及其他 非生產級工人	<i>Supervisory, technical, clerical and miscellaneous non-production workers</i>	11,278	10,891	10,988	8	25
紡棉紗及梭織棉布業		Cotton spinning and weaving				
監督/管工	Supervisor/foreman	15,332	*	15,497	8	26
保養技術員	Maintenance technician	14,309	-	14,309	8	26
督導級及技術員級人員	<i>Supervisory and technical workers</i>	15,367	*	15,342	8	26
普通文員	General office clerk	*	7,935	7,966	8	26
文員級及秘書級人員	<i>Clerical and secretarial workers</i>	*	9,421	10,028	8	25
雜工	General worker	7,332	6,611	6,977	8	26
其他非生產級工人	<i>Miscellaneous non-production workers</i>	7,624	6,611	7,194	8	26
督導級、技術員級、 文員級及其他 非生產級工人	<i>Supervisory, technical, clerical and miscellaneous non-production workers</i>	11,746	8,712	10,500	8	26
針織棉布及外衣業		Cotton knitting and knit outerwear				
監督/管工	Supervisor/foreman	15,542	*	13,558	8	26
商品/採購主任	Merchandiser/buyer	*	14,661	14,142	8	24
生產部監督	Production supervisor	*	*	14,139	8	26
針織技術員	Knitwear technician	13,239	*	12,958	8	26
督導級及技術員級人員	<i>Supervisory and technical workers</i>	13,989	13,913	13,951	8	25
貨倉/採購文員	Stock/purchasing clerk	9,662	9,890	9,788	8	25
簿記員/會計文員	Bookkeeper/accounting clerk	*	10,335	10,253	8	25
普通文員	General office clerk	*	*	8,969	8	26

表 8 按行業及職業劃分的督導級、技術員級、文員級及其他非生產級工人職級的平均每月薪金、正常工作時數與標準工作日數 --- 續頁

Table 8 Average Monthly Salaries, Normal Hours of Work and Standard Working Days of Supervisory, Technical, Clerical and Miscellaneous Non-Production Workers Analysed by Industry by Occupation --- Cont'd.

行業/職業	Industry/Occupation	每月平均薪金(元) Average monthly salaries(\$)			每日正常 工作時數 Number of normal hours of work per day	每月標準 工作日數 Number of standard working days per month
		男 Male	女 Female	合計 Overall		
針織棉布及外衣業(續)	Cotton knitting and knit outerwear (Cont'd.)					
出入口文件處理/船務 文員	Documentation/shipping clerk	*	11,672	11,916	8	25
文員級及秘書級人員	Clerical and secretarial workers	10,427	10,285	10,323	8	25
雜工	General worker	7,222	6,093	6,641	8	26
信差/辦公室助理	Messenger/office assistant	*	*	7,256	8	25
看更/守衛	Watchman/guard	6,679	-	6,679	10	26
其他非生產級工人	Miscellaneous non-production workers	7,943	6,204	7,324	8	26
督導級、技術員級、 文員級及其他 非生產級工人	Supervisory, technical, clerical and miscellaneous non-production workers	11,268	11,116	11,185	8	25
漂染業	Bleaching and dyeing					
監督/管工	Supervisor/foreman	16,363	-	16,363	10	26
督導級及技術員級人員	Supervisory and technical workers	15,501	*	14,754	9	26
普通文員	General office clerk	*	8,955	9,308	8	25
文員級及秘書級人員	Clerical and secretarial workers	*	9,216	9,811	8	25
雜工	General worker	8,566	*	8,272	9	26
其他非生產級工人	Miscellaneous non-production workers	8,284	*	8,102	9	26
督導級、技術員級、 文員級及其他 非生產級工人	Supervisory, technical, clerical and miscellaneous non-production workers	12,209	9,448	11,437	9	26
紙盒及紙袋製造業	Paper boxes and bags					
文員級及秘書級人員	Clerical and secretarial workers	*	10,106	10,438	8	25
督導級、技術員級、 文員級及其他 非生產級工人	Supervisory, technical, clerical and miscellaneous non-production workers	11,870	10,652	11,394	8	26
印刷、出版及有關行業	Printing, publishing and allied industries					
監督/管工	Supervisor/foreman	19,809	*	19,837	8	25
辦公室主任/行政主任	Office/administrative supervisor	*	14,313	14,938	8	24
會計主任	Accounting supervisor	*	16,945	16,863	8	23
推銷員/營業代表	Salesman/sales representative	14,217	15,728	14,847	8	24
生產策劃員/管理員	Production planner/controller	11,806	12,273	11,961	8	25
督導級及技術員級人員	Supervisory and technical workers	15,704	15,379	15,583	8	25
貨倉/採購文員	Stock/purchasing clerk	*	11,548	10,812	8	24
簿記員/會計文員	Bookkeeper/accounting clerk	12,561	10,689	11,016	8	24
普通文員	General office clerk	9,823	9,821	9,822	8	24
私人秘書/速記員	Personal secretary/stenographer	*	15,546	16,086	7	23

表 8 按行業及職業劃分的督導級、技術員級、文員級及其他非生產級工人職級的平均每月薪金、正常工作時數與標準工作日數 --- 續頁

Table 8 Average Monthly Salaries, Normal Hours of Work and Standard Working Days of Supervisory, Technical, Clerical and Miscellaneous Non-Production Workers Analysed by Industry by Occupation --- Cont'd.

行業/職業	Industry/Occupation	每月平均薪金(元) Average monthly salaries(\$)			每日正常 工作時數 Number of normal hours of work per day	每月標準 工作日數 Number of standard working days per month
		男 Male	女 Female	合計 Overall		
印刷、出版及有關行業 (續)	Printing, publishing and allied industries (Cont'd.)					
接待員/電話接綫生	Receptionist/telephone operator	*	8,844	8,783	8	24
校對員	Proof reader	*	*	10,535	7	25
文員級及秘書級人員	<i>Clerical and secretarial workers</i>	10,806	10,827	10,821	8	24
雜工	General worker	7,719	6,151	6,933	8	25
信差/辦公室助理	Messenger/office assistant	7,485	6,722	7,245	8	24
司機	Driver	11,594	*	11,568	8	26
其他非生產級工人	<i>Miscellaneous non-production workers</i>	8,597	6,339	7,780	8	25
督導級、技術員級、 文員級及其他 非生產級工人	<i>Supervisory, technical, clerical and miscellaneous non-production workers</i>	12,102	11,055	11,605	8	25
塑膠製品業(塑膠 玩具除外)	Plastic products (excluding plastic toys)					
監督/管工	Supervisor/foreman	15,506	*	15,084	9	25
督導級及技術員級人員	<i>Supervisory and technical workers</i>	13,111	*	12,981	9	25
普通文員	General office clerk	*	10,218	10,216	8	24
文員級及秘書級人員	<i>Clerical and secretarial workers</i>	*	12,249	11,850	8	24
雜工	General worker	*	*	6,628	8	26
其他非生產級工人	<i>Miscellaneous non-production workers</i>	7,838	*	7,413	9	26
督導級、技術員級、 文員級及其他 非生產級工人	<i>Supervisory, technical, clerical and miscellaneous non-production workers</i>	11,713	11,630	11,686	9	25
塑膠玩具製造業	Plastic toys					
督導級、技術員級、 文員級及其他 非生產級工人	<i>Supervisory, technical, clerical and miscellaneous non-production workers</i>	*	10,503	13,532	8	25
雜項金屬製品業 (機械及設備除外)	Miscellaneous metal products except machinery and equipment					
監督/管工	Supervisor/foreman	15,142	*	14,920	8	25
督導級及技術員級人員	<i>Supervisory and technical workers</i>	15,494	*	15,677	8	25
文員級及秘書級人員	<i>Clerical and secretarial workers</i>	*	11,162	10,929	8	26
雜工	General worker	*	*	8,553	8	25
其他非生產級工人	<i>Miscellaneous non-production workers</i>	*	*	10,355	8	26
督導級、技術員級、 文員級及其他 非生產級工人	<i>Supervisory, technical, clerical and miscellaneous non-production workers</i>	13,499	11,240	12,498	8	25

表 8 按行業及職業劃分的督導級、技術員級、文員級及其他非生產級工人職級的平均每月薪金、正常工作時數與標準工作日數 --- 續頁

Table 8 Average Monthly Salaries, Normal Hours of Work and Standard Working Days of Supervisory, Technical, Clerical and Miscellaneous Non-Production Workers Analysed by Industry by Occupation --- Cont'd.

行業/職業	Industry/Occupation	每月平均薪金(元) Average monthly salaries(\$)			每日正常工作時數 Number of normal hours of work per day	每月標準工作日數 Number of standard working days per month
		男 Male	女 Female	合計 Overall		
電器用具及配件製造業	Electrical appliances and accessories					
督導級、技術員級、 文員級及其他 非生產級工人	<i>Supervisory, technical, clerical and miscellaneous non-production workers</i>	12,559	*	12,310	8	24
電子製品業	Electronics					
監督/管工	Supervisor/foreman	17,195	11,163	13,777	8	24
電子資料處理主任/系統 分析員/程序編製員	D.P. supervisor/system analyst/ programmer	22,584	*	21,907	8	22
儲物室/貨倉主任	Store/godown supervisor	15,613	*	15,742	8	23
辦公室主任/行政主任	Office/administrative supervisor	*	*	14,599	8	23
會計主任	Accounting supervisor	21,114	*	20,650	8	23
電子工程技術員	Electronic engineering technician	13,776	*	13,343	8	24
機械工程技術員	Mechanical engineering technician	13,082	*	12,919	8	25
品質控制/保證技術員	Quality control/assurance technician	*	*	12,868	8	23
商品/採購主任	Merchandiser/buyer	*	16,130	16,587	8	23
生產/工業工程技術員	Production/industrial engineering technician	*	*	12,999	8	24
督導級及技術員級人員	<i>Supervisory and technical workers</i>	14,698	12,507	14,060	8	24
貨倉/採購文員	Stock/purchasing clerk	*	12,178	11,585	8	23
簿記員/會計文員	Bookkeeper/accounting clerk	*	11,037	11,389	8	23
普通文員	General office clerk	*	10,345	10,381	8	23
私人秘書/速記員	Personal secretary/stenographer	-	16,893	16,893	8	23
接待員/電話接綫生	Receptionist/telephone operator	-	9,543	9,543	8	23
出入口文件處理/船務 文員	Documentation/shipping clerk	*	11,734	11,459	8	23
文員級及秘書級人員	<i>Clerical and secretarial workers</i>	10,868	11,197	11,132	8	23
雜工	General worker	*	7,283	7,435	8	24
司機	Driver	13,803	-	13,803	8	23
其他非生產級工人	<i>Miscellaneous non-production workers</i>	9,803	7,350	8,776	8	24
督導級、技術員級、 文員級及其他 非生產級工人	<i>Supervisory, technical, clerical and miscellaneous non-production workers</i>	13,922	11,455	12,853	8	24
鐘錶及其零件製造業	Watches, clocks and parts					
文員級及秘書級人員	<i>Clerical and secretarial workers</i>	*	9,846	9,975	8	24
督導級、技術員級、 文員級及其他 非生產級工人	<i>Supervisory, technical, clerical and miscellaneous non-production workers</i>	*	11,147	11,794	8	24
珠寶首飾及有關物品 製造業	Jewellery and related articles					
監督/管工	Supervisor/foreman	19,225	*	18,981	8	24
推銷員/營業代表	Salesman/sales representative	*	*	14,828	8	24
督導級及技術員級人員	<i>Supervisory and technical workers</i>	16,933	15,998	16,558	8	24

表 8 按行業及職業劃分的督導級、技術員級、文員級及其他非生產級工人職級的平均每月薪金、正常工作時數與標準工作日數 --- 續頁

Table 8 Average Monthly Salaries, Normal Hours of Work and Standard Working Days of Supervisory, Technical, Clerical and Miscellaneous Non-Production Workers Analysed by Industry by Occupation --- Cont'd.

行業/職業	Industry/Occupation	每月平均薪金(元) Average monthly salaries(\$)			每日正常 工作時數 Number of normal hours of work per day	每月標準 工作日數 Number of standard working days per month
		男 Male	女 Female	合計 Overall		
珠寶首飾及有關物品 製造業(續)	Jewellery and related articles (Cont'd.)					
簿記員/會計文員	Bookkeeper/accounting clerk	*	11,176	11,096	8	24
普通文員	General office clerk	*	10,080	10,107	8	24
文員級及秘書級人員	Clerical and secretarial workers	*	10,840	10,796	8	24
其他非生產級工人	Miscellaneous non-production workers	*	*	8,252	8	24
督導級、技術員級、 文員級及其他 非生產級工人	Supervisory, technical, clerical and miscellaneous non-production workers	15,335	11,939	13,119	8	24
製造業	Manufacturing					
督導級及技術員級人員	Supervisory and technical workers	14,971	13,626	14,412	8	25
文員級及秘書級人員	Clerical and secretarial workers	10,838	10,652	10,688	8	24
其他非生產級工人	Miscellaneous non-production workers	8,523	6,454	7,734	8	25
督導級、技術員級、 文員級及其他 非生產級工人	Supervisory, technical, clerical and miscellaneous non-production workers	12,523	11,048	11,739	8	25
批發業	Wholesale					
會計主任	Accounting supervisor	13,170	16,544	15,884	8	24
推銷員/營業代表	Salesman/sales representative	13,611	13,240	13,490	8	24
商品/採購主任	Merchandiser/buyer	*	*	15,305	8	24
營業主任	Sales supervisor	18,005	15,766	17,286	8	25
督導級及技術員級人員	Supervisory and technical workers	14,361	14,347	14,356	8	24
貨倉/採購文員	Stock/purchasing clerk	11,300	*	10,911	8	25
簿記員/會計文員	Bookkeeper/accounting clerk	10,843	10,596	10,645	8	25
普通文員	General office clerk	9,938	9,832	9,843	8	24
私人秘書/速記員	Personal secretary/stenographer	-	15,944	15,944	8	24
收銀員/出納員	Cashier	*	*	10,707	9	26
出入口文件處理/船務 文員	Documentation/shipping clerk	*	10,595	10,896	8	25
售貨員	Sales clerk/shop assistant	11,467	8,290	9,672	9	26
文員級及秘書級人員	Clerical and secretarial workers	11,289	9,842	10,353	8	25
雜工	General worker	9,108	7,357	8,327	8	25
信差/辦公室助理	Messenger/office assistant	7,872	*	7,652	8	24
司機	Driver	10,550	*	10,546	9	26
送貨員	Delivery man	9,280	-	9,280	8	26
其他非生產級工人	Miscellaneous non-production workers	9,796	7,311	9,511	9	26
督導級、技術員級、 文員級及其他 非生產級工人	Supervisory, technical, clerical and miscellaneous non-production workers	11,267	10,650	11,028	8	25

表 8 按行業及職業劃分的督導級、技術員級、文員級及其他非生產級工人職級的平均每月薪金、正常工作時數與標準工作日數 --- 續頁

Table 8 Average Monthly Salaries, Normal Hours of Work and Standard Working Days of Supervisory, Technical, Clerical and Miscellaneous Non-Production Workers Analysed by Industry by Occupation --- Cont'd.

行業/職業	Industry/Occupation	每月平均薪金(元) Average monthly salaries(\$)			每日正常 工作時數 Number of normal hours of work per day	每月標準 工作日數 Number of standard working days per month
		男 Male	女 Female	合計 Overall		
零售業	Retail					
營業主任	Sales supervisor	12,812	13,689	13,386	9	25
督導級及技術員級人員	<i>Supervisory and technical workers</i>	13,178	13,784	13,486	9	25
普通文員	General office clerk	*	8,340	8,094	8	25
收銀員/出納員	Cashier	*	8,210	8,114	9	26
接待員/電話接綫生	Receptionist/telephone operator	*	8,953	9,199	8	24
售貨員	Sales clerk/shop assistant	9,412	9,853	9,749	9	25
文員級及秘書級人員	<i>Clerical and secretarial workers</i>	8,899	9,314	9,213	9	25
雜工	General worker	*	*	7,669	8	26
其他非生產級工人	<i>Miscellaneous non-production workers</i>	8,585	7,541	8,454	8	25
督導級、技術員級、 文員級及其他 非生產級工人	<i>Supervisory, technical, clerical and miscellaneous non-production workers</i>	9,822	9,961	9,907	8	25
食品進出口貿易業	Import/export of foodstuffs					
會計主任	Accounting supervisor	*	16,183	16,920	8	23
推銷員/營業代表	Salesman/sales representative	16,169	*	16,573	8	23
督導級及技術員級人員	<i>Supervisory and technical workers</i>	16,634	15,556	16,169	8	23
簿記員/會計文員	Bookkeeper/accounting clerk	*	11,638	12,231	8	24
進出口文件處理/船務 文員	Documentation/shipping clerk	*	*	11,796	8	23
文員級及秘書級人員	<i>Clerical and secretarial workers</i>	11,968	11,385	11,491	8	24
信差/辦公室助理	Messenger/office assistant	*	*	8,728	8	24
司機	Driver	11,165	*	11,121	8	26
送貨員	Delivery man	8,054	-	8,054	8	26
其他非生產級工人	<i>Miscellaneous non-production workers</i>	9,051	7,887	8,948	8	25
督導級、技術員級、 文員級及其他 非生產級工人	<i>Supervisory, technical, clerical and miscellaneous non-production workers</i>	11,587	12,481	11,949	8	24
衣服、鞋類及有關製品 進出口貿易業	Import/export of clothing, footwear and allied products					
電子資料處理主任/系統 分析員/程序編製員	D.P. supervisor/system analyst/ programmer	18,832	24,927	20,175	8	23
儲物室/貨倉主任	Store/godown supervisor	15,217	*	15,113	8	24
辦公室主任/行政主任	Office/administrative supervisor	*	19,934	19,988	8	24
會計主任	Accounting supervisor	20,791	19,251	19,527	8	24
品質控制/保證技術員	Quality control/assurance technician	17,364	16,062	17,052	8	24
推銷員/營業代表	Salesman/sales representative	17,280	13,897	15,821	8	25
商品/採購主任	Merchandiser/buyer	16,099	16,244	16,206	8	23

表 8 按行業及職業劃分的督導級、技術員級、文員級及其他非生產級工人職級的平均每月薪金、正常工作時數與標準工作日數 --- 續頁

Table 8 Average Monthly Salaries, Normal Hours of Work and Standard Working Days of Supervisory, Technical, Clerical and Miscellaneous Non-Production Workers Analysed by Industry by Occupation --- Cont'd.

行業/職業	Industry/Occupation	每月平均薪金(元) Average monthly salaries(\$)			每日正常 工作時數 Number of normal hours of work per day	每月標準 工作日數 Number of standard working days per month
		男 Male	女 Female	合計 Overall		
衣服、鞋類及有關製品 進出口貿易業(續)	Import/export of clothing, footwear and allied products (Cont'd.)					
船務主任	Shipping supervisor	18,902	16,918	17,758	8	23
設計員	Designer/pattern maker	16,091	16,344	16,235	8	24
業務聯絡員	Business co-ordinator	12,087	12,632	12,521	8	24
督導級及技術員級人員	<i>Supervisory and technical workers</i>	16,759	16,308	16,468	8	24
貨倉/採購文員	Stock/purchasing clerk	11,624	10,794	11,111	8	24
簿記員/會計文員	Bookkeeper/accounting clerk	11,866	11,925	11,918	8	24
普通文員	General office clerk	12,199	10,008	10,330	8	24
私人秘書/速記員	Personal secretary/stenographer	*	16,635	16,657	8	23
接待員/電話接綫生	Receptionist/telephone operator	-	10,054	10,054	8	24
電腦/數據輸入操作員	Computer/data entry operator	*	*	11,072	8	24
出入口文件處理/船務 文員	Documentation/shipping clerk	11,491	12,278	12,084	8	24
文員級及秘書級人員	<i>Clerical and secretarial workers</i>	11,635	11,624	11,627	8	24
雜工	General worker	8,867	6,809	7,524	8	25
信差/辦公室助理	Messenger/office assistant	7,724	7,828	7,769	8	24
司機	Driver	12,088	*	12,099	8	24
其他非生產級工人	<i>Miscellaneous non-production workers</i>	9,431	7,099	8,445	8	24
督導級、技術員級、 文員級及其他 非生產級工人	<i>Supervisory, technical, clerical and miscellaneous non-production workers</i>	14,570	14,068	14,234	8	24
雜項消費品進出口 貿易業	Import/export of miscellaneous consumer goods					
電子資料處理主任/系統 分析員/程序編製員	D.P. supervisor/system analyst/ programmer	18,711	*	19,368	8	23
儲物室/貨倉主任	Store/godown supervisor	15,553	*	15,294	8	24
辦公室主任/行政主任	Office/administrative supervisor	*	15,972	15,568	8	23
會計主任	Accounting supervisor	16,470	18,395	18,022	8	23
機械工程技術員	Mechanical engineering technician	17,199	*	16,359	8	24
品質控制/保證技術員	Quality control/assurance technician	13,209	*	12,593	8	23
推銷員/營業代表	Salesman/sales representative	16,189	13,893	15,252	8	24
商品/採購主任	Merchandiser/buyer	15,312	14,964	15,098	8	23
營業主任	Sales supervisor	23,367	18,054	21,003	8	23
船務主任	Shipping supervisor	17,457	16,229	16,576	8	24
設計員	Designer/pattern maker	16,998	14,743	15,841	8	24
業務聯絡員	Business co-ordinator	14,021	13,244	13,436	8	23
督導級及技術員級人員	<i>Supervisory and technical workers</i>	16,545	14,974	15,789	8	24
貨倉/採購文員	Stock/purchasing clerk	11,548	10,709	11,060	8	24
簿記員/會計文員	Bookkeeper/accounting clerk	12,096	11,731	11,758	8	24
普通文員	General office clerk	9,282	9,281	9,281	8	24
私人秘書/速記員	Personal secretary/stenographer	*	16,177	16,187	8	23

表 8 按行業及職業劃分的督導級、技術員級、文員級及其他非生產級工人職級的平均每月薪金、正常工作時數與標準工作日數 --- 續頁

Table 8 Average Monthly Salaries, Normal Hours of Work and Standard Working Days of Supervisory, Technical, Clerical and Miscellaneous Non-Production Workers Analysed by Industry by Occupation --- Cont'd.

行業/職業	Industry/Occupation	每月平均薪金(元) Average monthly salaries(\$)			每日正常 工作時數 Number of normal hours of work per day	每月標準 工作日數 Number of standard working days per month
		男 Male	女 Female	合計 Overall		
雜項消費品進出口 貿易業(續)	Import/export of miscellaneous consumer goods (Cont'd.)					
接待員/電話接綫生	Receptionist/telephone operator	*	9,437	9,472	8	23
電腦/數據輸入操作員	Computer/data entry operator	*	*	9,799	8	23
出入口文件處理/船務 文員	Documentation/shipping clerk	14,456	12,238	12,419	8	24
文員級及秘書級人員	<i>Clerical and secretarial workers</i>	11,446	11,450	11,450	8	24
雜工	General worker	8,412	6,863	7,860	8	24
信差/辦公室助理	Messenger/office assistant	8,721	7,551	8,093	8	24
司機	Driver	12,542	-	12,542	8	25
送貨員	Delivery man	8,073	*	8,074	8	25
其他非生產級工人	<i>Miscellaneous non-production workers</i>	9,720	7,144	9,094	8	24
督導級、技術員級、 文員級及其他 非生產級工人	<i>Supervisory, technical, clerical and miscellaneous non-production workers</i>	13,327	12,303	12,751	8	24
機器、設備及其零件 進出口貿易業	Import/export of machinery, equipment and parts					
儲物室/貨倉主任	Store/godown supervisor	15,268	*	15,471	8	23
辦公室主任/行政主任	Office/administrative supervisor	*	17,934	22,255	8	22
會計主任	Accounting supervisor	*	19,676	19,897	8	23
電子工程技術員	Electronic engineering technician	15,052	*	15,040	8	23
機械工程技術員	Mechanical engineering technician	15,335	*	16,017	8	24
推銷員/營業代表	Salesman/sales representative	18,007	*	17,820	8	23
營業主任	Sales supervisor	*	*	28,918	8	23
船務主任	Shipping supervisor	*	*	19,911	8	23
業務聯絡員	Business co-ordinator	*	14,591	14,052	8	23
督導級及技術員級人員	<i>Supervisory and technical workers</i>	17,836	17,599	17,775	8	23
貨倉/採購文員	Stock/purchasing clerk	10,943	*	10,425	8	23
簿記員/會計文員	Bookkeeper/accounting clerk	*	11,937	11,801	8	23
普通文員	General office clerk	*	10,405	10,550	8	23
私人秘書/速記員	Personal secretary/stenographer	-	17,322	17,322	8	23
接待員/電話接綫生	Receptionist/telephone operator	-	11,421	11,421	8	23
出入口文件處理/船務 文員	Documentation/shipping clerk	*	11,803	12,995	8	23
文員級及秘書級人員	<i>Clerical and secretarial workers</i>	12,046	12,755	12,667	8	23
雜工	General worker	10,059	8,076	9,539	8	24
信差/辦公室助理	Messenger/office assistant	*	7,151	8,468	7	23
司機	Driver	11,233	-	11,233	8	24
送貨員	Delivery man	10,744	-	10,744	8	24
其他非生產級工人	<i>Miscellaneous non-production workers</i>	10,527	7,763	10,015	8	24
督導級、技術員級、 文員級及其他 非生產級工人	<i>Supervisory, technical, clerical and miscellaneous non-production workers</i>	15,205	13,570	14,440	8	23

表 8 按行業及職業劃分的督導級、技術員級、文員級及其他非生產級工人職級的平均每月薪金、正常工作時數與標準工作日數 --- 續頁

Table 8 Average Monthly Salaries, Normal Hours of Work and Standard Working Days of Supervisory, Technical, Clerical and Miscellaneous Non-Production Workers Analysed by Industry by Occupation --- Cont'd.

行業/職業	Industry/Occupation	每月平均薪金(元) Average monthly salaries(\$)			每日正常 工作時數 Number of normal hours of work per day	每月標準 工作日數 Number of standard working days per month
		男 Male	女 Female	合計 Overall		
雜項耐用用品進出口 貿易業	Import/export of miscellaneous durable goods					
電子資料處理主任/系統 分析員/程序編製員	D.P. supervisor/system analyst/ programmer	18,840	16,826	18,286	8	23
儲物室/貨倉主任	Store/godown supervisor	13,967	*	14,040	8	24
辦公室主任/行政主任	Office/administrative supervisor	16,936	19,429	18,723	8	23
會計主任	Accounting supervisor	*	19,499	19,356	8	23
電子工程技術員	Electronic engineering technician	14,117	*	14,153	8	23
機械工程技術員	Mechanical engineering technician	13,560	*	13,545	8	23
品質控制/保證技術員	Quality control/assurance technician	12,383	*	12,399	8	24
推銷員/營業代表	Salesman/sales representative	19,837	17,515	19,319	8	23
商品/採購主任	Merchandiser/buyer	17,096	16,087	16,284	8	23
營業主任	Sales supervisor	20,183	*	20,266	8	24
船務主任	Shipping supervisor	*	17,214	17,663	8	23
設計員	Designer/pattern maker	17,508	*	17,228	8	23
業務聯絡員	Business co-ordinator	*	11,463	11,619	8	23
督導級及技術員級人員	Supervisory and technical workers	17,147	16,738	17,000	8	23
貨倉/採購文員	Stock/purchasing clerk	11,386	10,580	11,051	8	24
簿記員/會計文員	Bookkeeper/accounting clerk	10,780	12,067	11,837	8	23
普通文員	General office clerk	11,151	10,124	10,302	8	23
私人秘書/速記員	Personal secretary/stenographer	*	18,919	18,583	8	23
接待員/電話接綫生	Receptionist/telephone operator	*	10,194	10,263	8	23
出入口文件處理/船務 文員	Documentation/shipping clerk	*	12,311	12,070	8	23
文員級及秘書級人員	Clerical and secretarial workers	11,079	12,610	12,275	8	23
雜工	General worker	9,089	7,488	8,147	8	24
信差/辦公室助理	Messenger/office assistant	9,226	7,703	8,665	8	23
看更/守衛	Watchman/guard	8,995	*	9,122	11	26
司機	Driver	12,850	-	12,850	8	24
送貨員	Delivery man	9,990	-	9,990	8	24
其他非生產級工人	Miscellaneous non-production workers	10,693	7,620	10,039	8	24
督導級、技術員級、 文員級及其他 非生產級工人	Supervisory, technical, clerical and miscellaneous non-production workers	15,178	14,030	14,613	8	23
原料及半製成品進出口 貿易業	Import/export of raw materials and semi-manufactures					
電子資料處理主任/系統 分析員/程序編製員	D.P. supervisor/system analyst/ programmer	20,135	19,066	20,009	8	22
儲物室/貨倉主任	Store/godown supervisor	14,512	*	14,510	8	24
辦公室主任/行政主任	Office/administrative supervisor	*	18,241	18,107	8	23
會計主任	Accounting supervisor	20,471	19,357	19,624	8	23
電子工程技術員	Electronic engineering technician	14,225	*	14,175	8	23
品質控制/保證技術員	Quality control/assurance technician	*	*	13,465	8	23

表 8 按行業及職業劃分的督導級、技術員級、文員級及其他非生產級工人職級的平均每月薪金、正常工作時數與標準工作日數 --- 續頁

Table 8 Average Monthly Salaries, Normal Hours of Work and Standard Working Days of Supervisory, Technical, Clerical and Miscellaneous Non-Production Workers Analysed by Industry by Occupation --- Cont'd.

行業/職業	Industry/Occupation	每月平均薪金(元) Average monthly salaries(\$)			每日正常工作時數 Number of normal hours of work per day	每月標準工作日數 Number of standard working days per month
		男 Male	女 Female	合計 Overall		
原料及半製成品進出口貿易業(續)	Import/export of raw materials and semi-manufactures (Cont'd.)					
推銷員/營業代表	Salesman/sales representative	18,052	15,859	17,713	8	23
商品/採購主任	Merchandiser/buyer	14,570	14,037	14,181	8	23
營業主任	Sales supervisor	22,669	23,739	22,997	8	23
船務主任	Shipping supervisor	17,344	18,857	18,120	8	23
業務聯絡員	Business co-ordinator	19,258	12,796	13,566	8	23
督導級及技術員級人員	Supervisory and technical workers	17,816	16,301	17,248	8	23
貨倉/採購文員	Stock/purchasing clerk	10,875	11,081	10,963	8	23
簿記員/會計文員	Bookkeeper/accounting clerk	11,386	11,860	11,807	8	23
普通文員	General office clerk	10,274	10,652	10,617	8	23
私人秘書/速記員	Personal secretary/stenographer	*	18,273	18,336	8	23
接待員/電話接綫生	Receptionist/telephone operator	*	10,308	10,964	8	23
電腦/數據輸入操作員	Computer/data entry operator	*	*	12,767	8	23
進出口文件處理/船務文員	Documentation/shipping clerk	10,812	12,502	12,220	8	23
文員級及秘書級人員	Clerical and secretarial workers	11,229	12,361	12,139	8	23
雜工	General worker	9,941	7,500	8,864	8	24
信差/辦公室助理	Messenger/office assistant	8,684	8,215	8,454	8	23
司機	Driver	12,801	-	12,801	8	24
送貨員	Delivery man	9,186	*	9,183	8	25
其他非生產級工人	Miscellaneous non-production workers	10,576	7,639	9,714	8	24
督導級、技術員級、文員級及其他非生產級工人	Supervisory, technical, clerical and miscellaneous non-production workers	14,963	13,158	13,986	8	23
一般貨品進出口貿易業	Import/export of general commodities					
督導級及技術員級人員	Supervisory and technical workers	17,047	17,147	17,095	8	23
進出口文件處理/船務文員	Documentation/shipping clerk	*	*	12,554	8	23
文員級及秘書級人員	Clerical and secretarial workers	*	13,116	13,217	8	23
其他非生產級工人	Miscellaneous non-production workers	*	*	9,598	8	23
督導級、技術員級、文員級及其他非生產級工人	Supervisory, technical, clerical and miscellaneous non-production workers	15,871	14,710	15,167	8	23
中式餐館及酒樓業	Chinese restaurants					
儲物室/貨倉主任	Store/godown supervisor	12,008	*	11,787	9	26
總出納員	Head cashier	*	9,392	10,211	9	26
樓面部主任	Maitre D'	13,904	12,527	13,626	10	26
總廚師	Chief cook	19,979	-	19,979	10	26

表 8 按行業及職業劃分的督導級、技術員級、文員級及其他非生產級工人職級的平均每月薪金、正常工作時數與標準工作日數 --- 續頁

Table 8 Average Monthly Salaries, Normal Hours of Work and Standard Working Days of Supervisory, Technical, Clerical and Miscellaneous Non-Production Workers Analysed by Industry by Occupation --- Cont'd.

行業/職業	Industry/Occupation	每月平均薪金(元) Average monthly salaries(\$)			每日正常 工作時數	每月標準 工作日數
		男 Male	女 Female	合計 Overall	Number of normal hours of work per day	Number of standard working days per month
中式餐館及酒樓業(續)	Chinese restaurants (Cont'd.)					
領班	Captain	11,629	11,292	11,513	10	26
督導級及技術員級人員	<i>Supervisory and technical workers</i>	15,213	11,496	14,370	10	26
貨倉/採購文員	Stock/purchasing clerk	9,223	*	9,075	9	26
簿記員/會計文員	Bookkeeper/accounting clerk	*	9,379	9,453	8	26
收銀員/出納員/ 帳單處理文員	Cashier/chit clerk	*	7,442	7,436	9	26
接待員	Receptionist	-	10,481	10,481	9	26
文員級及秘書級人員	<i>Clerical and secretarial workers</i>	8,962	8,489	8,555	9	26
調酒員	Bartender	10,930	*	10,754	9	26
制服及布草房侍應生	Uniform and linen room attendant	*	6,461	6,457	9	26
廚師	Cook	13,486	9,454	13,420	10	26
初級廚師	Junior cook	9,320	7,401	8,592	9	26
管事	Steward	*	9,157	9,308	9	26
男/女侍應生	Waiter/waitress	9,601	9,080	9,339	10	26
點心員	Refreshment server	*	5,432	5,455	8	26
初級侍應生	Bus boy	7,025	6,860	6,880	10	26
海鮮料理員	Aquarium attendant	12,076	-	12,076	10	26
服務人員	<i>Service workers</i>	12,330	7,205	10,316	9	26
雜工	General worker	6,703	6,914	6,858	10	26
看更/守衛	Watchman/guard	6,532	*	6,517	10	26
洗碟工	Dishwasher	*	6,836	6,832	9	26
洗菜工	Vegetable washer	-	7,895	7,895	10	26
其他非生產級工人	<i>Miscellaneous non-production workers</i>	6,789	6,885	6,869	9	26
督導級、技術員級、 文員級及其他 非生產級工人	<i>Supervisory, technical, clerical and miscellaneous non-production workers</i>	12,610	7,622	10,243	9	26
非中式餐館業	Restaurants, other than Chinese restaurants					
樓面部主任	Maitre D'	13,935	12,254	13,302	9	26
總廚師	Chief cook	17,641	*	17,640	9	26
領班	Captain	12,210	10,675	11,585	9	26
酒吧主管	Bar supervisor	12,450	*	12,412	9	26
督導級及技術員級人員	<i>Supervisory and technical workers</i>	14,927	11,153	13,994	9	26
簿記員/會計文員	Bookkeeper/accounting clerk	*	12,605	12,007	8	24
收銀員/出納員/ 帳單處理文員	Cashier/chit clerk	*	8,174	8,143	8	26
接待員	Receptionist	*	9,564	9,515	9	26
文員級及秘書級人員	<i>Clerical and secretarial workers</i>	8,545	8,734	8,713	8	26
調酒員	Bartender	11,547	*	11,365	9	26
廚師	Cook	12,602	8,487	12,415	9	26
初級廚師	Junior cook	9,777	8,731	9,587	9	26
男/女侍應生	Waiter/waitress	9,222	8,192	8,660	9	26
初級侍應生	Bus boy	*	*	7,974	8	26

表 8 按行業及職業劃分的督導級、技術員級、文員級及其他非生產級工人職級的平均每月薪金、正常工作時數與標準工作日數 --- 續頁

Table 8 Average Monthly Salaries, Normal Hours of Work and Standard Working Days of Supervisory, Technical, Clerical and Miscellaneous Non-Production Workers Analysed by Industry by Occupation --- Cont'd.

行業/職業	Industry/Occupation	每月平均薪金(元) Average monthly salaries(\$)			每日正常 工作時數 Number of normal hours of work per day	每月標準 工作日數 Number of standard working days per month
		男 Male	女 Female	合計 Overall		
非中式餐館業(續)	Restaurants, other than Chinese restaurants (Cont'd.)					
服務人員	Service workers	11,235	8,272	10,411	9	26
雜工	General worker	6,749	7,734	7,268	9	26
洗碟工	Dishwasher	*	6,993	6,994	9	26
其他非生產級工人	Miscellaneous non-production workers	6,851	7,044	7,030	9	26
督導級、技術員級、 文員級及其他 非生產級工人	Supervisory, technical, clerical and miscellaneous non-production workers	11,634	8,104	10,127	9	26
快餐店業(美式快餐店 除外)	Fast food shops (excluding American style fast food shops)					
領班	Captain	10,643	8,823	9,605	9	26
督導級及技術員級人員	Supervisory and technical workers	10,643	8,853	9,620	9	26
收銀員/出納員/ 帳單處理文員	Cashier/chit clerk	*	7,193	7,192	9	26
文員級及秘書級人員	Clerical and secretarial workers	*	7,258	7,257	9	26
廚師	Cook	11,663	9,029	11,357	9	26
初級廚師	Junior cook	7,872	7,340	7,607	9	26
顧客服務員	Customer services worker	7,259	6,435	6,706	9	26
服務人員	Service workers	10,026	7,059	8,846	9	26
雜工	General worker	*	6,373	6,320	9	26
洗碟及清潔工	Dishwasher/cleaner	*	6,282	6,248	9	26
其他非生產級工人	Miscellaneous non-production workers	*	6,299	6,261	9	26
督導級、技術員級、 文員級及其他 非生產級工人	Supervisory, technical, clerical and miscellaneous non-production workers	9,958	6,966	8,158	9	26
酒店業	Hotels					
儲物室/貨倉主任	Store/godown supervisor	13,507	-	13,507	8	25
會計主任	Accounting supervisor	14,755	14,920	14,834	7	24
營業主任	Sales supervisor	*	16,041	15,916	7	24
收入核數主任	Income auditing supervisor	15,801	*	15,544	7	24
人事主任	Personnel supervisor	*	14,778	14,368	7	24
行李主管/行李領班	Bell superintendent/bell captain	11,592	-	11,592	8	26
房口監督員/房口部領班	Floor supervisor/floor housekeeper	13,834	13,634	13,786	8	26
保安主任	Chief security officer	13,686	*	13,598	8	25
電話部主任	Telephone supervisor	*	14,377	14,414	8	26
大堂款接主任	Front office supervisor	15,151	15,233	15,179	8	26
督導級及技術員級人員	Supervisory and technical workers	13,706	14,666	14,011	8	25
貨倉/採購文員	Stock/purchasing clerk	10,334	*	10,320	8	25
簿記員/會計文員	Bookkeeper/accounting clerk	10,381	10,596	10,477	7	24
私人秘書/速記員	Personal secretary/stenographer	*	14,892	14,869	7	24

表 8 按行業及職業劃分的督導級、技術員級、文員級及其他非生產級工人職級的平均每月薪金、正常工作時數與標準工作日數 --- 續頁

Table 8 Average Monthly Salaries, Normal Hours of Work and Standard Working Days of Supervisory, Technical, Clerical and Miscellaneous Non-Production Workers Analysed by Industry by Occupation --- Cont'd.

行業/職業	Industry/Occupation	每月平均薪金(元) Average monthly salaries(\$)			每日正常 工作時數 Number of of work per day	每月標準 工作日數 Number of standard working days per month
		男 Male	女 Female	合計 Overall		
酒店業(續)	Hotels (Cont'd.)					
出納員	Cashier	*	11,302	11,351	8	26
接待員/電話接綫生	Receptionist/telephone operator	11,435	11,162	11,195	8	26
人事文員	Personnel clerk	*	*	11,112	7	24
訂房文員	Reservation clerk	*	11,211	11,241	8	26
大堂款接員	Front office clerk	10,904	11,171	11,064	8	26
房口部文員	House-keeping clerk	*	10,677	10,841	8	26
文員級及秘書級人員	<i>Clerical and secretarial workers</i>	11,049	11,934	11,648	8	25
保安員	Security officer	10,581	*	10,576	8	25
房間侍應生/房間服務員	Room attendant/houseman	10,497	10,240	10,329	8	26
制服及布草房侍應生	Uniform and linen room attendant	*	8,564	8,590	8	26
布草修補員	Upholsterer	*	*	10,739	8	26
洗衣及乾衣部侍應生/ 衣服整理員	Laundry and valet attendant/ sorter	*	9,322	9,632	8	26
服務人員	<i>Service workers</i>	10,381	9,826	10,039	8	26
司機	Driver	9,975	-	9,975	8	26
行李生	Bell boy	7,427	-	7,427	8	26
大門侍應	Doorman	8,530	-	8,530	8	25
公眾地方清潔工	Public area cleaner	8,572	8,459	8,500	8	26
其他非生產級工人	<i>Miscellaneous non-production workers</i>	8,552	8,594	8,566	8	26
督導級、技術員級、 文員級及其他 非生產級工人	<i>Supervisory, technical, clerical and miscellaneous non-production workers</i>	10,733	10,761	10,748	8	25
批發、零售、進出口 貿易、飲食及酒店業	<i>Wholesale, retail and import/export trades, restaurants and hotels</i>					
督導級及技術員級人員	<i>Supervisory and technical workers</i>	16,331	15,537	15,974	8	24
文員級及秘書級人員	<i>Clerical and secretarial workers</i>	10,802	11,037	10,991	8	24
服務人員	<i>Service workers</i>	11,721	7,668	10,199	9	26
其他非生產級工人	<i>Miscellaneous non-production workers</i>	9,480	7,048	8,405	8	25
督導級、技術員級、 文員級及其他 非生產級工人	<i>Supervisory, technical, clerical and miscellaneous non-production workers</i>	12,924	11,178	12,002	8	25
貨櫃裝卸及貨櫃租賃 服務業	<i>Haulage of containers and containers leasing</i>					
調度/裝載策劃員	Despatcher/load planner	17,705	*	14,786	8	25
督導級及技術員級人員	<i>Supervisory and technical workers</i>	18,072	*	15,803	8	25
簿記員/會計文員	Bookkeeper/accounting clerk	*	9,949	10,005	8	25
普通文員	General office clerk	*	8,633	9,271	8	26
管理文員	Control clerk	*	*	11,185	8	26

表 8 按行業及職業劃分的督導級、技術員級、文員級及其他非生產級工人職級的平均每月薪金、正常工作時數與標準工作日數 --- 續頁

Table 8 Average Monthly Salaries, Normal Hours of Work and Standard Working Days of Supervisory, Technical, Clerical and Miscellaneous Non-Production Workers Analysed by Industry by Occupation --- Cont'd.

行業/職業	Industry/Occupation	每月平均薪金(元)			每日正常工作時數 Number of normal hours of work per day	每月標準工作日數 Number of standard working days per month
		男 Male	女 Female	合計 Overall		
貨櫃裝卸及貨櫃租賃服務業(續)	Haulage of containers and containers leasing (Cont'd.)					
文員級及秘書級人員	<i>Clerical and secretarial workers</i>	11,842	9,029	10,302	8	25
信差/辦公室助理	Messenger/office assistant	*	*	8,430	8	25
其他非生產級工人	<i>Miscellaneous non-production workers</i>	8,300	7,274	8,158	10	21
督導級、技術員級、文員級及其他非生產級工人	<i>Supervisory, technical, clerical and miscellaneous non-production workers</i>	10,639	8,742	10,067	9	23
航空公司	Airline companies					
督導級及技術員級人員	<i>Supervisory and technical workers</i>	20,482	19,394	19,820	8	23
會計文員	Accounting clerk	*	*	13,400	8	22
文員級及秘書級人員	<i>Clerical and secretarial workers</i>	14,630	12,927	13,398	8	23
督導級、技術員級、文員級及其他非生產級工人	<i>Supervisory, technical, clerical and miscellaneous non-production workers</i>	16,160	14,259	14,852	8	23
旅行社及票務代理	Travel agents and airline ticket agents					
會計主任	Accounting supervisor	*	17,097	16,974	8	23
推銷員/營業代表	Salesman/sales representative	12,428	*	12,374	8	24
定位部主任	Reservation supervisor	*	14,785	13,627	8	24
業務主任	Operation supervisor	15,276	15,483	15,412	8	24
督導級及技術員級人員	<i>Supervisory and technical workers</i>	13,907	15,277	14,711	8	24
簿記員/會計文員	Bookkeeper/accounting clerk	11,892	10,315	10,621	8	24
普通文員	General office clerk	*	9,518	9,948	8	24
私人秘書/速記員	Personal secretary/stenographer	*	14,590	14,581	8	23
接待員/電話接綫生	Receptionist/telephone operator	-	9,981	9,981	8	23
旅行社文員/定位員	Travel agency clerk/reservationist	9,446	10,124	9,907	8	24
文員級及秘書級人員	<i>Clerical and secretarial workers</i>	9,778	10,297	10,151	8	24
觀光導遊/旅行團領隊(本地)	Sightseeing guide (inbound)/tour guide	10,511	10,010	10,272	8	26
旅遊團領隊/導遊員(外地)	Travel guide (outbound)/tour escort	2,980	*	2,851	8	26
旅遊顧問	Travel consultant	*	13,153	13,519	8	23
服務人員	<i>Service workers</i>	6,160	9,158	7,632	8	25
信差/辦公室助理	Messenger/office assistant	6,961	7,040	7,012	8	24
司機	Driver	10,247	-	10,247	9	25
其他非生產級工人	<i>Miscellaneous non-production workers</i>	8,827	7,054	8,041	8	24
督導級、技術員級、文員級及其他非生產級工人	<i>Supervisory, technical, clerical and miscellaneous non-production workers</i>	9,112	10,707	10,057	8	24

表 8 按行業及職業劃分的督導級、技術員級、文員級及其他非生產級工人職級的平均每月薪金、正常工作時數與標準工作日數 --- 續頁

Table 8 Average Monthly Salaries, Normal Hours of Work and Standard Working Days of Supervisory, Technical, Clerical and Miscellaneous Non-Production Workers Analysed by Industry by Occupation --- Cont'd.

行業/職業	Industry/Occupation	每月平均薪金(元) Average monthly salaries(\$)			每日正常 工作時數 Number of normal hours of work per day	每月標準 工作日數 Number of standard working days per month
		男 Male	女 Female	合計 Overall		
航空貨運代理業		Air cargo forwarding services				
儲物室/貨倉主任	Store/godown supervisor	14,541	*	14,528	8	24
會計主任	Accounting supervisor	*	17,235	17,986	8	24
推銷員/營業代表	Salesman/sales representative	16,241	*	16,129	8	24
貨運主任	Air freight operation supervisor	15,503	*	15,519	8	24
督導級及技術員級人員	Supervisory and technical workers	15,645	16,830	15,939	8	24
簿記員/會計文員	Bookkeeper/accounting clerk	*	10,837	10,917	8	24
私人秘書/速記員	Personal secretary/stenographer	-	14,967	14,967	8	24
接待員/電話接綫生	Receptionist/telephone operator	*	10,141	10,207	8	24
出入口文件處理/收發 文員	Documentation/receiving clerk	9,744	10,166	9,860	8	24
文員級及秘書級人員	Clerical and secretarial workers	9,739	10,874	10,233	8	24
雜工	General worker	9,932	*	9,822	9	25
信差/辦公室助理	Messenger/office assistant	9,195	7,275	8,490	8	24
司機	Driver	11,124	-	11,124	9	25
其他非生產級工人	Miscellaneous non-production workers	9,664	7,356	9,382	8	25
督導級、技術員級、 文員級及其他 非生產級工人	Supervisory, technical, clerical and miscellaneous non-production workers	11,483	11,853	11,599	8	24
運輸服務業		Transport services				
督導級及技術員級人員	Supervisory and technical workers	18,059	17,258	17,900	8	25
文員級及秘書級人員	Clerical and secretarial workers	11,133	11,517	11,369	8	24
服務人員	Service workers	6,160	9,158	7,632	8	25
其他非生產級工人	Miscellaneous non-production workers	9,485	7,375	8,997	9	24
督導級、技術員級、 文員級及其他 非生產級工人	Supervisory, technical, clerical and miscellaneous non-production workers	14,031	12,060	13,270	8	24
銀行業		Banks				
電子資料處理主任/系統 分析員/程序編製員	D.P. supervisor/system analyst/ programmer	23,406	24,593	23,688	8	23
辦公室主任/行政主任	Office/administrative supervisor	*	19,393	20,054	8	23
會計主任	Accounting supervisor	21,922	17,943	19,410	8	23
授信/放款主任	Credit/loans supervisor	20,556	17,157	18,251	8	23
授信分析員	Credit analyst	21,830	19,622	20,805	8	23
往來部主任/存戶部主任	Cash supervisor/deposit account supervisor	19,785	18,623	19,058	8	23
出納主任/總出納員	Cashier/head teller	21,066	18,450	20,240	8	23
出入口部主任	Bills supervisor	20,105	16,673	18,088	8	23
外匯主任	Foreign exchange supervisor	25,474	18,156	22,244	8	23

表 8 按行業及職業劃分的督導級、技術員級、文員級及其他非生產級工人職級的平均每月薪金、正常工作時數與標準工作日數 --- 續頁

Table 8 Average Monthly Salaries, Normal Hours of Work and Standard Working Days of Supervisory, Technical, Clerical and Miscellaneous Non-Production Workers Analysed by Industry by Occupation --- Cont'd.

行業/職業	Industry/Occupation	每月平均薪金(元) Average monthly salaries(\$)			每日正常工作時數 Number of normal hours of work per day	每月標準工作日數 Number of standard working days per month
		男 Male	女 Female	合計 Overall		
銀行業(續)	Banks (Cont'd.)					
外匯輔助主任/外匯交收結算主任	Foreign exchange back-up/settlement supervisor	18,379	16,373	17,110	8	23
稽核主任	Audit supervisor	23,749	21,781	22,943	8	23
人事主任	Personnel supervisor	*	22,460	23,278	8	23
客戶服務主任	Customer services officer	17,520	17,690	17,650	8	23
市場/業務發展主任	Marketing/business development officer	21,569	20,618	21,246	8	23
督導級及技術員級人員	Supervisory and technical workers	21,162	18,407	19,665	8	23
貨倉/採購文員	Stock/purchasing clerk	12,720	*	12,308	8	23
簿記員/會計文員	Bookkeeper/accounting clerk	11,971	11,783	11,840	8	23
私人秘書/速記員	Personal secretary/stenographer	*	19,363	19,339	8	23
接待員/電話接綫生	Receptionist/telephone operator	*	10,720	11,691	8	23
電腦/數據輸入操作員	Computer/data entry operator	12,659	*	12,311	8	23
授信/放款文員	Credit/loans clerk	12,114	11,610	11,739	8	23
往來部文員	Cash clerk	12,040	11,228	11,480	8	23
櫃檯員	Teller	12,007	12,574	12,449	8	23
郵件處理文員	Mailing clerk	*	*	11,190	8	23
出入口部文員	Bills clerk	11,488	11,952	11,823	8	23
出口文件核對員	Bills checker	14,776	14,743	14,755	8	23
外匯文員	Foreign exchange clerk	*	11,546	11,475	8	23
人事文員	Personnel clerk	*	12,678	12,718	8	23
外匯頭寸/交收文員	Position/settlement clerk	12,437	12,678	12,585	8	23
業務拓展部文員	Marketing clerk	11,694	12,745	12,439	8	23
文員級及秘書級人員	Clerical and secretarial workers	12,235	12,599	12,496	8	23
雜工	General worker	*	7,805	8,040	8	23
信差/辦公室助理	Messenger/office assistant	9,769	9,471	9,661	8	23
看更/守衛	Watchman/guard	12,626	*	12,656	8	23
司機	Driver	13,281	-	13,281	8	23
其他非生產級工人	Miscellaneous non-production workers	11,505	9,306	10,981	8	23
督導級、技術員級、文員級及其他非生產級工人	Supervisory, technical, clerical and miscellaneous non-production workers	15,788	14,333	14,907	8	23
投資及控股公司	Investment and holding companies					
電子資料處理主任/系統分析員/程序編製員	D.P. supervisor/system analyst/programmer	21,794	*	21,395	8	24
辦公室主任/行政主任	Office/administrative supervisor	*	17,131	17,104	7	23
會計主任	Accounting supervisor	20,188	22,044	21,338	7	23
人事主任	Personnel supervisor	*	22,145	21,858	8	23
督導級及技術員級人員	Supervisory and technical workers	20,507	21,362	20,988	7	23
簿記員/會計文員	Bookkeeper/accounting clerk	10,335	11,054	10,951	7	24
普通文員	General office clerk	11,148	9,950	10,324	7	23
私人秘書/速記員	Personal secretary/stenographer	-	20,171	20,171	7	23
接待員/電話接綫生	Receptionist/telephone operator	*	9,914	9,943	7	24

表 8 按行業及職業劃分的督導級、技術員級、文員級及其他非生產級工人職級的平均每月薪金、正常工作時數與標準工作日數 --- 續頁

Table 8 Average Monthly Salaries, Normal Hours of Work and Standard Working Days of Supervisory, Technical, Clerical and Miscellaneous Non-Production Workers Analysed by Industry by Occupation --- Cont'd.

行業/職業	Industry/Occupation	每月平均薪金(元) Average monthly salaries(\$)			每日正常工作時數 Number of normal hours of work per day	每月標準工作日數 Number of standard working days per month
		男 Male	女 Female	合計 Overall		
投資及控股公司(續) Investment and holding companies (Cont'd.)						
人事文員	Personnel clerk	*	10,499	10,649	8	23
文員級及秘書級人員	Clerical and secretarial workers	10,968	14,326	13,812	7	23
雜工	General worker	*	8,134	8,344	8	24
信差/辦公室助理	Messenger/office assistant	8,592	7,855	8,256	7	23
其他非生產級工人	Miscellaneous non-production workers	8,849	8,036	8,298	8	24
督導級、技術員級、 文員級及其他 非生產級工人	Supervisory, technical, clerical and miscellaneous non-production workers	15,077	15,000	15,019	7	23
保險業 Insurance						
電子資料處理主任/系統 分析員/程序編製員	D.P. supervisor/system analyst/ programmer	22,584	20,798	22,051	7	22
辦公室主任/行政主任	Office/administrative supervisor	*	18,776	18,700	7	22
會計主任	Accounting supervisor	*	18,752	18,394	7	22
推銷員	Agents/salesman	12,213	14,362	12,863	7	23
營業/服務監督	Sales/servicing supervisor	*	18,677	18,599	7	23
核保監督	Underwriting supervisor	*	17,126	17,602	7	22
索賠監督	Claims supervisor	19,607	19,010	19,234	7	22
督導級及技術員級人員	Supervisory and technical workers	15,039	17,436	16,004	7	23
簿記員/會計文員	Bookkeeper/accounting clerk	12,502	12,022	12,101	7	23
普通文員	General office clerk	*	10,056	10,164	7	22
私人秘書/速記員	Personal secretary/stenographer	-	16,380	16,380	7	23
接待員/電話接綫生	Receptionist/telephone operator	-	12,396	12,396	7	22
電腦/數據輸入操作員	Computer/data entry operator	*	*	10,774	8	23
核保文員	Underwriting clerk	11,251	11,380	11,353	7	22
索賠文員	Claims clerk	12,099	11,778	11,844	7	22
文員級及秘書級人員	Clerical and secretarial workers	11,665	12,244	12,155	7	23
信差/辦公室助理	Messenger/office assistant	8,959	10,411	9,471	7	22
司機	Driver	14,507	-	14,507	8	23
其他非生產級工人	Miscellaneous non-production workers	11,184	9,558	10,715	8	23
督導級、技術員級、 文員級及其他 非生產級工人	Supervisory, technical, clerical and miscellaneous non-production workers	14,175	13,957	14,044	7	23
地產租賃業 Real estate leasing						
會計主任	Accounting supervisor	*	*	19,860	8	24
屋邨主任/屋宇事務主任	Estate officer/building services officer	15,637	*	14,634	7	25
樓宇主任/保安主任/ 看更主任	Building/security/ caretaker supervisor	12,632	*	12,703	10	26
督導級及技術員級人員	Supervisory and technical workers	15,832	16,777	16,017	8	25

表 8 按行業及職業劃分的督導級、技術員級、文員級及其他非生產級工人職級的平均每月薪金、正常工作時數與標準工作日數 --- 續頁

Table 8 Average Monthly Salaries, Normal Hours of Work and Standard Working Days of Supervisory, Technical, Clerical and Miscellaneous Non-Production Workers Analysed by Industry by Occupation --- Cont'd.

行業/職業	Industry/Occupation	每月平均薪金(元) Average monthly salaries(\$)			每日正常工作時數 Number of normal hours of work per day	每月標準工作日數 Number of standard working days per month
		男 Male	女 Female	合計 Overall		
地產租賃業(續)	Real estate leasing (Cont'd.)					
會計文員	Accounting clerk	*	11,649	12,026	7	24
普通文員	General office clerk	*	9,811	10,277	8	24
文員級及秘書級人員	Clerical and secretarial workers	12,563	10,783	11,197	8	24
樓宇服務員/看更/守衛	Building attendant/caretaker/guard	8,031	*	8,099	11	26
其他非生產級工人	Miscellaneous non-production workers	8,127	8,772	8,177	11	26
督導級、技術員級、文員級及其他非生產級工人	Supervisory, technical, clerical and miscellaneous non-production workers	9,903	11,184	10,245	9	25
地產保養管理服務業	Real estate maintenance management					
會計主任	Accounting supervisor	*	*	18,437	7	23
保養技術員	Maintenance technician	15,304	*	15,307	8	25
屋邨主任/屋宇事務主任	Estate officer/building services officer	13,145	12,601	12,976	8	24
樓宇主任/保安主任/看更主任	Building/security/caretaker supervisor	11,470	10,112	11,364	9	26
督導級及技術員級人員	Supervisory and technical workers	13,044	13,190	13,067	8	25
會計文員	Accounting clerk	12,026	10,835	11,040	7	23
普通文員	General office clerk	10,487	8,958	9,112	8	24
文員級及秘書級人員	Clerical and secretarial workers	11,266	9,625	9,835	8	24
樓宇服務員/看更/守衛	Building attendant/caretaker/guard	7,927	7,827	7,920	10	26
其他非生產級工人	Miscellaneous non-production workers	7,957	7,675	7,929	10	26
督導級、技術員級、文員級及其他非生產級工人	Supervisory, technical, clerical and miscellaneous non-production workers	9,216	9,614	9,284	9	26
建築/測量/工程策劃服務業	Architectural/surveying/engineering firms					
辦公室主任/行政主任	Office/administrative supervisor	*	20,859	20,926	8	23
會計主任	Accounting supervisor	*	19,068	20,196	8	22
繪圖員	Draughtsman	18,512	17,108	18,366	8	23
監工(建築師或工程師所僱用)	Clerk of works/inspector/foreman (Architect's/engineer's)	25,714	*	24,956	8	24
督導級及技術員級人員	Supervisory and technical workers	20,369	16,911	19,837	8	23
簿記員/會計文員	Bookkeeper/accounting clerk	*	12,189	12,164	8	22
普通文員	General office clerk	*	9,382	9,172	8	23
私人秘書/速記員	Personal secretary/stenographer	*	15,552	15,567	8	23
接待員/電話接綫生	Receptionist/telephone operator	-	10,637	10,637	8	23
文員級及秘書級人員	Clerical and secretarial workers	10,171	13,521	13,403	8	23
雜工	General worker	*	6,990	7,338	8	22
信差/辦公室助理	Messenger/office assistant	7,977	8,330	8,077	8	23

表 8 按行業及職業劃分的督導級、技術員級、文員級及其他非生產級工人職級的平均每月薪金、正常工作時數與標準工作日數 --- 續頁

Table 8 Average Monthly Salaries, Normal Hours of Work and Standard Working Days of Supervisory, Technical, Clerical and Miscellaneous Non-Production Workers Analysed by Industry by Occupation --- Cont'd.

行業/職業	Industry/Occupation	每月平均薪金(元) Average monthly salaries(\$)			每日正常 工作時數 Number of normal hours of work per day	每月標準 工作日數 Number of standard working days per month
		男 Male	女 Female	合計 Overall		
建築/測量/工程策劃 服務業(續)	Architectural/surveying/ engineering firms (Cont'd.)					
司機	Driver	11,758	*	11,748	8	23
其他非生產級工人	Miscellaneous non-production workers	9,750	7,589	9,011	8	23
督導級、技術員級、 文員級及其他 非生產級工人	Supervisory, technical, clerical and miscellaneous non-production workers	18,964	13,765	16,705	8	23
保安及偵探服務業	Security and detective services					
保安主任	Security supervisor	11,305	*	11,272	11	26
督導級及技術員級人員	Supervisory and technical workers	11,305	11,404	11,314	11	26
簿記員/會計文員	Bookkeeper/accounting clerk	*	10,095	10,091	8	24
普通文員	General office clerk	9,763	8,077	8,449	8	25
私人秘書/速記員	Personal secretary/stenographer	-	13,657	13,657	7	24
文員級及秘書級人員	Clerical and secretarial workers	9,805	9,837	9,833	8	24
守衛	Guard	7,599	6,645	7,491	11	26
服務人員	Service workers	7,629	6,645	7,519	11	26
督導級、技術員級、 文員級及其他 非生產級工人	Supervisory, technical, clerical and miscellaneous non-production workers	7,996	7,260	7,908	11	26
金融、保險、地產及 商用服務業	Financing, insurance, real estate and business services					
督導級及技術員級人員	Supervisory and technical workers	16,739	17,808	17,104	8	24
文員級及秘書級人員	Clerical and secretarial workers	11,971	12,648	12,502	8	23
服務人員	Service workers	7,629	6,645	7,519	11	26
其他非生產級工人	Miscellaneous non-production workers	8,470	8,127	8,418	10	25
督導級、技術員級、 文員級及其他 非生產級工人	Supervisory, technical, clerical and miscellaneous non-production workers	10,706	13,063	11,539	9	25
清潔及同類服務業	Sanitary and similar services					
監督/管工	Supervisor/foreman	10,721	9,049	10,068	8	25
督導級及技術員級人員	Supervisory and technical workers	10,721	9,049	10,068	8	25
簿記員/會計文員	Bookkeeper/accounting clerk	*	10,577	10,502	8	24
普通文員	General office clerk	*	9,033	9,090	8	25
文員級及秘書級人員	Clerical and secretarial workers	*	10,028	10,022	8	25
倒垃圾工	Garbage disposal worker	4,635	*	4,774	8	26
服務人員	Service workers	6,218	*	5,762	8	26

表 8 按行業及職業劃分的督導級、技術員級、文員級及其他非生產級工人職級的平均每月薪金、正常工作時數與標準工作日數 --- 續頁

Table 8 Average Monthly Salaries, Normal Hours of Work and Standard Working Days of Supervisory, Technical, Clerical and Miscellaneous Non-Production Workers Analysed by Industry by Occupation --- Cont'd.

行業/職業	Industry/Occupation	每月平均薪金(元) Average monthly salaries(\$)			每日正常 工作時數 Number of normal hours of work per day	每月標準 工作日數 Number of standard working days per month
		男 Male	女 Female	合計 Overall		
清潔及同類服務業 (續)	Sanitary and similar services (Cont'd.)					
雜工	General worker	4,902	4,344	4,480	8	26
司機	Driver	9,222	*	9,243	8	26
一般清潔工	Cleaner (general)	5,573	4,992	5,184	8	25
其他非生產級工人	Miscellaneous non-production workers	5,645	4,926	5,167	8	25
督導級、技術員級、 文員級及其他 非生產級工人	Supervisory, technical, clerical and miscellaneous non-production workers	6,202	5,203	5,588	8	25
汽車及電單車維修 服務業	Motor vehicles/cycles repairing and servicing					
監督/管工	Supervisor/foreman	18,537	-	18,537	8	23
維修服務員/維修款待員	Service advisor/service receptionist	14,447	*	14,403	8	23
配件員	Partsman	*	*	15,712	8	23
儲物室/貨倉主任	Store/godown supervisor	17,364	*	17,417	8	23
督導級及技術員級人員	Supervisory and technical workers	16,676	*	16,614	8	23
普通文員	General office clerk	*	11,674	12,252	8	23
私人秘書/速記員	Personal secretary/stenographer	-	16,257	16,257	8	23
文員級及秘書級人員	Clerical and secretarial workers	12,211	12,108	12,143	8	23
雜工	General worker	*	7,086	7,693	8	22
司機	Driver	9,562	-	9,562	8	23
其他非生產級工人	Miscellaneous non-production workers	9,506	7,100	8,554	8	23
督導級、技術員級、 文員級及其他 非生產級工人	Supervisory, technical, clerical and miscellaneous non-production workers	14,522	10,586	13,328	8	23
理髮及美容服務業	Barber and beauty shops					
剪髮師傅/髮型師	Barber/stylist	11,135	15,241	11,913	9	26
美容顧問/美容師	Beauty consultant/beautician	-	14,411	14,411	8	26
督導級及技術員級人員	Supervisory and technical workers	11,135	14,834	12,299	9	26
收銀員/出納員/接待員	Cashier/receptionist	-	9,440	9,440	9	26
文員級及秘書級人員	Clerical and secretarial workers	*	9,542	9,792	9	26
修甲師	Manicurist/pedicurist	-	12,738	12,738	8	26
洗頭員	Hair washer	5,914	6,507	6,175	9	26
服務人員	Service workers	5,947	7,329	6,577	9	26
雜工	General worker	*	6,247	6,126	9	26
其他非生產級工人	Miscellaneous non-production workers	*	6,247	6,126	9	26
督導級、技術員級、 文員級及其他 非生產級工人	Supervisory, technical, clerical and miscellaneous non-production workers	9,056	10,069	9,518	9	26

表 8 按行業及職業劃分的督導級、技術員級、文員級及其他非生產級工人職級的平均每月薪金、正常工作時數與標準工作日數 --- 續頁

Table 8 Average Monthly Salaries, Normal Hours of Work and Standard Working Days of Supervisory, Technical, Clerical and Miscellaneous Non-Production Workers Analysed by Industry by Occupation --- Cont'd.

行業/職業	Industry/Occupation	每月平均薪金(元) Average monthly salaries(\$)			每日正常工作時數 Number of normal hours of work per day	每月標準工作日數 Number of standard working days per month
		男 Male	女 Female	合計 Overall		
個人服務業 <i>Personal services</i>						
督導級及技術員級人員	<i>Supervisory and technical workers</i>	12,301	12,519	12,364	9	25
文員級及秘書級人員	<i>Clerical and secretarial workers</i>	12,357	10,399	10,680	8	25
服務人員	<i>Service workers</i>	6,121	6,046	6,092	9	26
其他非生產級工人	<i>Miscellaneous non-production workers</i>	5,775	4,972	5,243	8	25
督導級、技術員級、 文員級及其他 非生產級工人	<i>Supervisory, technical, clerical and miscellaneous non-production workers</i>	7,503	5,991	6,637	8	25
所有選定行業@ <i>All selected industries</i>						
督導級及技術員級人員	<i>Supervisory and technical workers</i>	16,472	15,653	16,144	8	24
文員級及秘書級人員	<i>Clerical and secretarial workers</i>	11,159	11,335	11,296	8	24
服務人員	<i>Service workers</i>	10,071	7,539	9,268	10	26
其他非生產級工人	<i>Miscellaneous non-production workers</i>	8,669	6,375	7,691	9	25
督導級、技術員級、 文員級及其他 非生產級工人	<i>Supervisory, technical, clerical and miscellaneous non-production workers</i>	12,242	11,035	11,652	8	25

註釋： @ 指工資統計調查涵蓋的所有行業，包括並沒有列出其統計數字的電力及燃氣業。
Notes: Refers to all industries covered by the Wage Enquiry, including the electricity and gas sector whose statistics are not separately shown.

* 為使個別公司所提供的資料得以保密，數據不予公佈。
Data not released in order to safeguard confidentiality of information provided by individual firms.
(參照本報告第IV部的4.13段)。
(see paragraph 4.13 in Part IV of this report).

- 統計調查期內並沒有數據。
Data not available for the survey period.

表 9 按選定一般職業劃分的技工及操作工職級的平均每日工資、正常工作時數與標準工作日數
 Table 9 Average Daily Wages, Normal Hours of Work and Standard Working Days of Craftsmen and Operatives by Selected Common Occupation

職業類別/職業 Occupational group/Occupation	每日平均工資(元) Average daily wages(\$)			每日正常工作時數 Number of normal hours of work per day	每月標準工作日數 Number of standard working days per month
	男 Male	女 Female	合計 Overall		
技工 Craftsmen					
機床技工 Machinist	424	*	405	8	25
工具製造技工 Tool maker	483	-	483	9	26
操作工 Operatives					
電動壓機操作工 Power press operator	*	*	301	9	25
注塑機操作工 Injection moulding machine operator	389	*	385	10	25
平車車工 Lockstitch sewing machine operator	*	254	255	8	25
整熨工 Presser	325	*	312	8	26
切紙機操作工 Guillotining machine operator	452	*	451	9	26
修補工 Mender	*	278	273	8	26

註釋： * 為使個別公司所提供的資料得以保密，數據不予公布。

Notes : Data not released in order to safeguard confidentiality of information provided by individual firms.
 (參照本報告第IV部的4.13段)。
 (see paragraph 4.13 in Part IV of this report).

- 統計調查期內並沒有數據。
 Data not available for the survey period.

表 10 按選定一般職業劃分的督導級、技術員級、文員級及其他非生產級工人職級的平均每月薪金、正常工作時數與標準工作日數

Table 10 Average Monthly Salaries, Normal Hours of Work and Standard Working Days of Supervisory, Technical, Clerical and Miscellaneous Non-production workers by Selected Common Occupation

職業類別/職業 Occupational group/Occupation	每月平均薪金(元) Average monthly salaries(\$)			每日正常工作時數 Number of normal hours of work per day	每月標準工作日數 Number of standard working days per month
	男 Male	女 Female	合計 Overall		
督導級及技術員級人員 Supervisory and technical workers					
會計主任 Accounting supervisor	19,159	18,759	18,852	8	23
生產部監督 Production supervisor	13,553	12,613	13,235	8	25
船務主任 Shipping supervisor	18,261	16,988	17,470	8	23
樓面部主任 Maitre D'	13,909	12,434	13,556	9	26
總廚師 Chief cook	19,308	*	19,307	9	26
屋邨主任/屋宇事務主任 Estate officer/building services officer	13,285	12,546	13,059	8	24
酒吧主管 Bar supervisor	13,266	*	13,225	9	26
文員級及秘書級人員 Clerical and secretarial workers					
簿記員/會計員 Bookkeeper/accounting clerk	11,625	11,348	11,386	8	24
普通文員 General office clerk	10,247	9,757	9,836	8	24
接待員/電話接綫生 Receptionist/telephone operator	13,838	10,008	10,149	8	24
進出口文件處理/船務文員 Documentation/shipping clerk	11,080	12,117	11,888	8	24
售貨員 Sales clerk/shop assistant	10,121	9,581	9,732	9	25
人事文員 Personnel clerk	12,009	11,561	11,660	8	23
酒店訂房、航空公司或旅行社的定位文員 Reservation clerk (in hotels, airline and travel agents)	9,576	10,482	10,224	8	24
酒樓或餐館接待員 Receptionist (in restaurants)	*	10,364	10,350	9	26

表 10 按選定一般職業劃分的督導級、技術員級、文員級及其他非生產級工人職級的平均每月薪金、正常工作時數與標準工作日數 --- 續頁

Table 10 Average Monthly Salaries, Normal Hours of Work and Standard Working Days of Supervisory, Technical, Clerical and Miscellaneous Non-production workers by Selected Common Occupation --- Cont'd.

職業類別/職業 Occupational group/Occupation	每月平均薪金(元) Average monthly salaries(\$)			每日正常工作時數 Number of normal hours of work per day	每月標準工作日數 Number of standard working days per month
	男 Male	女 Female	合計 Overall		
服務人員 Service workers					
調酒員 Bartender	11,433	*	11,254	9	26
制服及布草房侍應生 Uniform and linen room attendant	7,382	7,651	7,622	8	26
廚師 Cook	13,107	8,967	12,971	9	26
初級廚師 Junior cook	9,209	7,620	8,661	9	26
男/女侍應生 Waiter/waitress	9,436	8,655	9,028	9	26
初級侍應生 Bus boy	7,096	6,927	6,950	9	26
其他非生產級工人 Miscellaneous non-production workers					
信差/辦公室助理 Messenger/office assistant	8,631	7,693	8,225	8	24
送貨員 Delivery man	8,898	*	8,894	8	25
洗碟工 Dishwasher	6,571	6,805	6,796	9	26

註釋: * 為使個別公司所提供的資料得以保密，數據不予公布。
Notes: Data not released in order to safeguard confidentiality of information provided by individual firms.
(參照本報告第IV部的4.13段)。
(see paragraph 4.13 in Part IV of this report).

表 11 按行業類別劃分的就業人士名義平均薪金指數數列
 Table 11 Time Series of Nominal Indices of Payroll per Person Engaged Analysed by Industry Sector

(一九九四年第一季=100)
 (1st Qtr. 1994=100)

季度/年份 Quarter/Year	製造業 Manufacturing	批發、零售、進出口 貿易、飲食及酒店業 Wholesale, retail and import/export trades, restaurants and hotels	運輸、倉庫 及通訊業 Transport, storage and communications	金融、保險、地 產及商用服務業 Financing, insurance, real estate and business services	社區、社會及 個人服務業 Community, social and personal services	所有 行業類別@ All industry sectors
一九九四年第一季 1st Qtr. 1994	100.0 (+10.7)	100.0 (+11.2)	100.0 (+2.9)	100.0 (+9.9)	100.0 (+18.7)	100.0 (+13.3)
一九九四年第二季 2nd Qtr. 1994	84.7 (+9.2)	82.6 (+8.6)	91.6 (+4.4)	87.0 (+3.9)	99.8 (+19.4)	87.5 (+10.4)
一九九四年第三季 3rd Qtr. 1994	86.6 (+12.7)	83.4 (+4.5)	99.2 (+13.0)	87.4 (+10.0)	107.1 (+14.0)	91.3 (+12.1)
一九九四年第四季 4th Qtr. 1994	91.6 (+16.2)	93.2 (+12.6)	113.6 (+25.7)	95.3 (+2.8)	104.1 (+14.6)	98.3 (+15.2)
一九九五年第一季 1st Qtr. 1995	111.1 (+11.1)	109.6 (+9.6)	113.0 (+13.0)	110.7 (+10.7)	109.8 (+9.8)	111.5 (+11.5)
一九九五年第二季 2nd Qtr. 1995	93.6 (+10.5)	92.9 (+12.5)	104.4 (+14.0)	99.9 (+14.8)	107.6 (+7.8)	99.0 (+13.1)
一九九五年第三季 3rd Qtr. 1995	97.7 (+12.9)	93.0 (+11.5)	110.5 (+11.4)	98.5 (+12.7)	118.8 (+10.9)	102.1 (+11.7)
一九九五年第四季 4th Qtr. 1995	99.4 (+8.6)	106.0 (+13.7)	125.2 (+10.2)	110.2 (+15.7)	115.3 (+10.7)	110.0 (+11.9)
一九九六年第一季 1st Qtr. 1996	118.2 (+6.4)	122.2 (+11.5)	126.8 (+12.2)	125.4 (+13.3)	119.6 (+8.9)	123.9 (+11.1)
一九九六年第二季 2nd Qtr. 1996	103.4 (+10.5)	101.2 (+9.0)	118.5 (+13.5)	109.5 (+9.7)	119.9 (+11.4)	110.0 (+11.2)
一九九六年第三季 3rd Qtr. 1996	102.1 (+4.4)	103.0 (+10.8)	117.8 (+6.5)	106.5 (+8.1)	128.7 (+8.4)	110.9 (+8.6)
一九九六年第四季 4th Qtr. 1996	108.9 (+9.6)	112.5 (+6.1)	136.2 (+8.8)	121.8 (+10.5)	126.5 (+9.8)	121.1 (+10.1)
一九九七年第一季 1st Qtr. 1997	126.1 (+6.6)	132.1 (+8.1)	134.6 (+6.1)	140.0 (+11.7)	132.7 (+11.0)	135.7 (+9.5)
一九九七年第二季 2nd Qtr. 1997	112.2 (+8.5)	107.8 (+6.5)	126.6 (+6.8)	123.0 (+12.3)	134.5 (+12.2)	121.2 (+10.1)
一九九七年第三季 3rd Qtr. 1997	108.9 (+6.7)	109.0 (+5.8)	127.9 (+8.6)	121.6 (+14.1)	144.0 (+11.8)	123.6 (+11.5)
一九九七年第四季 4th Qtr. 1997	121.0 (+11.1)	114.5 (+1.8)	148.3 (+8.8)	136.7 (+12.3)	140.6 (+11.1)	132.1 (+9.1)

表 11 按行業類別劃分的就業人士名義平均薪金指數數列 --- 續頁
 Table 11 Time Series of Nominal Indices of Payroll per Person Engaged Analysed by Industry Sector --- Cont'd.

(一九九四年第一季=100)
 (1st Qtr. 1994=100)

季度/年份 Quarter/Year	製造業 Manufacturing	批發、零售、進出口 貿易、飲食及酒店業 Wholesale, retail and import/export trades, restaurants and hotels	運輸、倉庫 及通訊業 Transport, storage and communications	金融、保險、地 產及商用服務業 Financing, insurance, real estate and business services	社區、社會及 個人服務業 Community, social and personal services	所有 行業類別@ All industry sectors
一九九八年第一季 1st Qtr. 1998	135.7 (+7.6)	132.6 (+0.4)	145.9 (+8.4)	143.5 (+2.5)	145.2 (+9.5)	142.8 (+5.3)
一九九八年第二季 2nd Qtr. 1998	120.2 (+7.1)	112.5 (+4.4)	129.8 (+2.5)	121.8 (-1.0)	143.1 (+6.4)	126.7 (+4.5)
一九九八年第三季 3rd Qtr. 1998	117.9 (+8.3)	112.4 (+3.1)	131.1 (+2.5)	118.5 (-2.5)	151.0 (+4.9)	127.3 (+3.0)
一九九八年第四季 4th Qtr. 1998	123.8 (+2.4)	119.2 (+4.1)	148.3 (#)	133.3 (-2.5)	149.9 (+6.6)	136.3 (+3.2)
一九九九年第一季 1st Qtr. 1999	137.3 (+1.2)	136.2 (+2.7)	145.2 (-0.5)	139.1 (-3.1)	152.4 (+4.9)	145.3 (+1.7)
一九九九年第二季 2nd Qtr. 1999	117.3 (-2.4)	110.6 (-1.7)	124.6 (-4.0)	118.9 (-2.4)	143.5 (+0.3)	125.2 (-1.2)
一九九九年第三季 3rd Qtr. 1999	117.7 (-0.2)	109.8 (-2.3)	124.6 (-4.9)	117.0 (-1.3)	151.5 (+0.3)	125.9 (-1.1)
一九九九年第四季 4th Qtr. 1999	122.6 (-1.0)	118.4 (-0.6)	142.6 (-3.9)	132.6 (-0.6)	147.6 (-1.5)	135.4 (-0.7)
二零零零年第一季 1st Qtr. 2000	137.8 (+0.3)	136.5 (+0.2)	143.8 (-1.0)	138.9 (-0.1)	151.0 (-0.9)	145.3 (#)
二零零零年第二季 2nd Qtr. 2000	118.6 (+1.1)	112.5 (+1.7)	125.3 (+0.6)	120.7 (+1.5)	145.5 (+1.4)	127.4 (+1.7)

註釋： 括號內數字指按年變動百分率。

Notes : Figures in brackets denote year-on-year percentage changes.

@ 指薪金總額統計調查涵蓋的所有行業，包括並沒有列出其統計數字的採礦及採石業與電力及燃氣業。

Refers to all industries covered by the Payroll Enquiry, including the mining and quarrying industry and the electricity and gas industry whose statistics are not separately shown.

變動在 ± 0.05%內。

Change within ± 0.05%.

表 12 按行業類別劃分的就業人士實質平均薪金指數數列
 Table 12 Time Series of Real Indices of Payroll per Person Engaged Analysed by Industry Sector

(一九九四年第一季=100)
 (1st Qtr. 1994=100)

季度/年份 Quarter/Year	製造業 Manufacturing	批發、零售、進出口 貿易、飲食及酒店業 Wholesale, retail and import/export trades, restaurants and hotels	運輸、倉庫 及通訊業 Transport, storage and communications	金融、保險、地 產及商用服務業 Financing, insurance, real estate and business services	社區、社會及 個人服務業 Community, social and personal services	所有 行業類別@ All industry sectors
一九九四年第一季 1st Qtr. 1994	100.0 (+2.5)	100.0 (+3.0)	100.0 (-4.7)	100.0 (+1.8)	100.0 (+10.0)	100.0 (+4.9)
一九九四年第二季 2nd Qtr. 1994	82.5 (+0.7)	80.4 (+0.1)	89.2 (-3.7)	84.7 (-4.2)	97.2 (+10.1)	85.2 (+1.8)
一九九四年第三季 3rd Qtr. 1994	82.4 (+3.0)	79.4 (-4.5)	94.4 (+3.3)	83.2 (+0.6)	101.9 (+4.2)	86.9 (+2.5)
一九九四年第四季 4th Qtr. 1994	85.0 (+6.3)	86.6 (+3.0)	105.5 (+15.0)	88.5 (-6.0)	96.7 (+4.8)	91.3 (+5.4)
一九九五年第一季 1st Qtr. 1995	101.2 (+1.2)	99.8 (-0.2)	102.9 (+2.9)	100.8 (+0.8)	100.0 (#)	101.6 (+1.6)
一九九五年第二季 2nd Qtr. 1995	83.2 (+0.9)	82.6 (+2.7)	92.8 (+4.1)	88.8 (+4.8)	95.7 (-1.6)	88.0 (+3.3)
一九九五年第三季 3rd Qtr. 1995	85.4 (+3.7)	81.2 (+2.3)	96.5 (+2.3)	86.1 (+3.5)	103.7 (+1.8)	89.1 (+2.6)
一九九五年第四季 4th Qtr. 1995	85.6 (+0.6)	91.2 (+5.4)	107.8 (+2.2)	94.9 (+7.2)	99.2 (+2.6)	94.7 (+3.7)
一九九六年第一季 1st Qtr. 1996	100.8 (-0.4)	104.1 (+4.3)	108.1 (+5.0)	106.9 (+6.0)	101.9 (+1.9)	105.7 (+4.0)
一九九六年第二季 2nd Qtr. 1996	86.2 (+3.6)	84.3 (+2.2)	98.8 (+6.4)	91.3 (+2.8)	99.9 (+4.4)	91.7 (+4.2)
一九九六年第三季 3rd Qtr. 1996	84.4 (-1.2)	85.2 (+4.9)	97.3 (+0.8)	88.0 (+2.3)	106.4 (+2.6)	91.6 (+2.8)
一九九六年第四季 4th Qtr. 1996	88.3 (+3.2)	91.2 (#)	110.5 (+2.5)	98.7 (+4.1)	102.6 (+3.5)	98.2 (+3.7)
一九九七年第一季 1st Qtr. 1997	101.3 (+0.5)	106.1 (+1.9)	108.1 (#)	112.4 (+5.2)	106.6 (+4.6)	109.0 (+3.2)
一九九七年第二季 2nd Qtr. 1997	88.6 (+2.8)	85.1 (+0.9)	99.9 (+1.1)	97.1 (+6.4)	106.1 (+6.3)	95.6 (+4.3)
一九九七年第三季 3rd Qtr. 1997	84.7 (+0.4)	84.8 (-0.4)	99.5 (+2.2)	94.6 (+7.5)	112.0 (+5.3)	96.2 (+5.0)
一九九七年第四季 4th Qtr. 1997	93.1 (+5.3)	88.1 (-3.4)	114.1 (+3.2)	105.2 (+6.5)	108.2 (+5.4)	101.7 (+3.5)

表 12 按行業類別劃分的就業人士實質平均薪金指數數列 --- 續頁
 Table 12 Time Series of Real Indices of Payroll per Person Engaged Analysed by Industry Sector --- Cont'd.

(一九九四年第一季=100)
 (1st Qtr. 1994=100)

季度/年份 Quarter/Year	製造業 Manufacturing	批發、零售、進出口 貿易、飲食及酒店業 Wholesale, retail and import/export trades, restaurants and hotels	運輸、倉庫 及通訊業 Transport, storage and communications	金融、保險、地 產及商用服務業 Financing, insurance, real estate and business services	社區、社會及 個人服務業 Community, social and personal services	所有 行業類別@ All industry sectors
一九九八年第一季 1st Qtr. 1998	103.8 (+2.5)	101.4 (-4.4)	111.6 (+3.2)	109.7 (-2.4)	111.0 (+4.2)	109.2 (+0.2)
一九九八年第二季 2nd Qtr. 1998	90.8 (+2.6)	85.0 (-0.1)	98.1 (-1.8)	92.1 (-5.1)	108.2 (+1.9)	95.7 (+0.1)
一九九八年第三季 3rd Qtr. 1998	89.3 (+5.4)	85.1 (+0.4)	99.3 (-0.2)	89.8 (-5.1)	114.4 (+2.1)	96.4 (+0.3)
一九九八年第四季 4th Qtr. 1998	96.0 (+3.1)	92.4 (+4.9)	115.0 (+0.8)	103.3 (-1.7)	116.2 (+7.4)	105.7 (+4.0)
一九九九年第一季 1st Qtr. 1999	107.0 (+3.1)	106.1 (+4.7)	113.1 (+1.4)	108.3 (-1.3)	118.7 (+6.9)	113.1 (+3.6)
一九九九年第二季 2nd Qtr. 1999	92.3 (+1.6)	87.0 (+2.3)	98.1 (-0.1)	93.5 (+1.6)	112.9 (+4.4)	98.5 (+2.9)
一九九九年第三季 3rd Qtr. 1999	94.7 (+6.0)	88.3 (+3.7)	100.3 (+1.0)	94.1 (+4.8)	121.9 (+6.5)	101.3 (+5.0)
一九九九年第四季 4th Qtr. 1999	99.1 (+3.2)	95.7 (+3.6)	115.3 (+0.3)	107.2 (+3.7)	119.3 (+2.7)	109.5 (+3.6)
二零零零年第一季 1st Qtr. 2000	113.1 (+5.8)	112.1 (+5.6)	118.1 (+4.4)	114.1 (+5.3)	124.0 (+4.4)	119.3 (+5.5)
二零零零年第二季 2nd Qtr. 2000	97.7 (+5.9)	92.7 (+6.5)	103.3 (+5.3)	99.4 (+6.3)	119.9 (+6.1)	104.9 (+6.5)

- 註釋: (1) 就業人士實質平均薪金指數是根據就業人士名義平均薪金指數扣除綜合消費物價指數變動的影響計算出來。
 Notes: The real indices of payroll per person engaged are derived by deflating the respective nominal indices of payroll per person engaged by the Composite CPI.
- (2) 括號內數字指按年變動百分率。
 Figures in brackets denote year-on-year percentage changes.
- @ 指薪金總額統計調查涵蓋的所有行業，包括並沒有列出其統計數字的採礦及採石業與電力及燃氣業。
 Refers to all industries covered by the Payroll Enquiry, including the mining and quarrying industry and the electricity and gas industry whose statistics are not separately shown.
- # 變動在 ± 0.05%內。
 Change within ± 0.05%.

表 13 按 3 個位主要行業組別劃分的就業人士名義及實質平均薪金指數
 Table 13 Nominal and Real Indices of Payroll per Person Engaged
 Analysed by 3-digit Major Industry Group

(一九九四年第一季=100)
 (1st Qtr. 1994=100)

香港標準 行業分類 編碼 HSIC codes	行業類別/主要行業組別 Industry sector/Major industry group	名義指數 Nominal indices			實質指數 Real indices		
		一九九九年 第二季 2nd Qtr. 1999	二零零零年 第一季 1st Qtr. 2000	二零零零年 第二季 2nd Qtr. 2000	一九九九年 第二季 2nd Qtr. 1999	二零零零年 第一季 1st Qtr. 2000	二零零零年 第二季 2nd Qtr. 2000
211	金屬礦開採業 Metal ore mining	N.A.	N.A.	N.A.	N.A.	N.A.	N.A.
219	採石及其他採礦業 Mining, n.e.c.	120.4	164.3	133.0	94.7	134.9	109.6
2	採礦及採石業 Mining and quarrying	120.4	164.3	133.0	94.7	134.9	109.6
311-312	食品製造業 Food manufacturing	136.7	135.7	134.6	107.6	111.4	110.9
313	飲品製造業 Beverage industries	135.3	142.5	121.3	106.5	117.0	99.9
314	煙草製品業 Tobacco manufactures	85.2	*	*	67.1	*	*
320-322	服裝製品業 (鞋類除外) Wearing apparel except footwear	115.6	126.5	112.7	91.0	103.9	92.8
323	皮革製造及皮革製品業 (鞋類及服裝製品除外) Leather and leather products, except footwear and wearing apparel	96.5	103.1	91.7	75.9	84.6	75.5
324	鞋類製造業 (橡膠、塑膠及木質鞋類除外) Footwear, except rubber, plastic and wooden footwear	89.9	116.8	89.8	70.8	95.9	73.9
325-329	紡織製品業 Textiles	99.4	116.5	94.2	78.2	95.6	77.6
331	木材及水松製品業 (傢具除外) Wood and cork products, except furniture	131.1	127.6	114.7	103.1	104.8	94.5
332	傢具及固定裝置製造業 (金屬傢具除外) Furniture and fixtures, except primarily of metal	83.1	86.3	87.0	65.4	70.9	71.6
341	紙張及紙品製造業 Paper and paper products	103.5	116.2	99.7	81.5	95.4	82.1
342	印刷、出版及有關行業 Printing, publishing and allied industries	124.8	157.3	131.4	98.2	129.2	108.2
351-352	化學品及化學產品製造業 Chemicals and chemical products	96.7	122.8	104.7	76.1	100.8	86.2

表 13 按 3 個位主要行業組別劃分的就業人士名義及實質平均薪金指數 --- 續頁
 Table 13 Nominal and Real Indices of Payroll per Person Engaged
 Analysed by 3-digit Major Industry Group --- Cont'd.

(一九九四年第一季=100)
 (1st Qtr. 1994=100)

香港標準 行業分類 編碼 HSIC codes	行業類別/主要行業組別 Industry sector/Major industry group	名義指數 Nominal indices			實質指數 Real indices		
		一九九九年 第二季 2nd Qtr. 1999	二零零零年 第一季 1st Qtr. 2000	二零零零年 第二季 2nd Qtr. 2000	一九九九年 第二季 2nd Qtr. 1999	二零零零年 第一季 1st Qtr. 2000	二零零零年 第二季 2nd Qtr. 2000
		353-354	石油及煤產品製造業 Products of petroleum and coal	162.6	157.1	*	127.9
355	橡膠製品業 Rubber products	84.5	119.9	91.8	66.5	98.4	75.6
356	塑膠製品業 Plastic products	87.6	103.2	92.5	69.0	84.7	76.2
361-369	非金屬礦產製品業(石油及煤產品除外) Non-metallic mineral products, except products of petroleum and coal	115.4	144.7	116.9	90.8	118.8	96.3
371-372	基本金屬製造業 Basic metal industries	95.9	108.4	99.3	75.4	89.0	81.8
380-381	金屬製品業(機械及設備除外) Fabricated metal products, except machinery and equipment	109.4	128.7	113.9	86.1	105.7	93.8
382	辦公室、會計及計算器材製造業 Office, accounting and computing machinery	94.0	137.7	90.2	74.0	113.1	74.3
383	收音機、電視機及通訊設備與器材製造業 Radio, television & communication equipment and apparatus	122.1	136.5	113.2	96.1	112.0	93.3
384	電子零件製造業 Electronic parts and components	121.8	142.6	130.0	95.8	117.1	107.1
385	家庭電器用具及電子玩具製造業 Electrical appliances & houseware and electronic toys	122.5	110.5	128.8	96.4	90.7	106.1
386-387	其他機械、設備、儀器及零件製造業 Machinery, equipment, apparatus, parts and components, n.e.c.	126.4	152.5	126.4	99.5	125.2	104.1
388	運輸設備製造業 Transport equipment	119.4	115.9	121.7	93.9	95.2	100.3
389	其他專業、科學、量度及控制用的設備， 與攝影及光學用品製造業 Professional & scientific, measuring & controlling equipment, n.e.c., and photographic & optical goods	116.6	139.7	110.6	91.7	114.7	91.1
390-391	其他產品製造業 Manufacturing industries, n.e.c.	69.3	88.3	70.0	54.5	72.5	57.6

表 13 按 3 個位主要行業組別劃分的就業人士名義及實質平均薪金指數 --- 續頁
 Table 13 Nominal and Real Indices of Payroll per Person Engaged
 Analysed by 3-digit Major Industry Group --- Cont'd.

(一九九四年第一季=100)
 (1st Qtr. 1994=100)

香港標準 行業分類 編碼 HSIC codes	行業類別/主要行業組別 Industry sector/Major industry group	名義指數 Nominal indices			實質指數 Real indices		
		一九九九年 第二季 2nd Qtr. 1999	二零零零年 第一季 1st Qtr. 2000	二零零零年 第二季 2nd Qtr. 2000	一九九九年 第二季 2nd Qtr. 1999	二零零零年 第一季 1st Qtr. 2000	二零零零年 第二季 2nd Qtr. 2000
3	製造業 <i>Manufacturing</i>	117.3	137.8	118.6	92.3	113.1	97.7
411	電力及燃氣業 Electricity and gas	154.1	156.4	183.3	121.3	128.4	151.0
4	電力及燃氣業 <i>Electricity and gas</i>	154.1	156.4	183.3	121.3	128.4	151.0
611-612	批發業 Wholesale	113.3	144.4	117.1	89.1	118.5	96.5
621	零售業 Retail	112.9	128.6	112.4	88.8	105.6	92.6
631-632	進出口貿易業 Import/export	115.3	147.6	118.2	90.7	121.2	97.4
641	飲食業 Restaurants	99.5	105.2	96.0	78.3	86.3	79.1
651	酒店及旅舍業 Hotels and boarding houses	93.1	117.2	95.7	73.3	96.2	78.8
6	批發、零售、進出口貿易、飲食及酒店業 <i>Wholesale, retail and import/export trades, restaurants and hotels</i>	110.6	136.5	112.5	87.0	112.1	92.7
711	陸路客運業 Land passenger transport	125.6	145.9	129.7	98.9	119.8	106.8
713	陸路運輸輔助服務業 Supporting services to land transport	97.4	115.5	91.9	76.6	94.8	75.7
714	遠洋及沿岸海上運輸業 Ocean and coastal water transport	128.3	141.1	129.7	100.9	115.8	106.9
715	港內海上運輸業 Inland water transport	112.0	133.5	96.7	88.1	109.6	79.6
716	海上運輸輔助服務業 Supporting services to water transport	108.8	130.8	107.7	85.6	107.4	88.7
717	空運業 Air transport	123.1	144.5	117.5	96.8	118.7	96.8
718	其他與運輸有關的服務業 Services incidental to transport	120.2	142.0	121.3	94.6	116.6	99.9

表 13 按 3 個位主要行業組別劃分的就業人士名義及實質平均薪金指數 --- 續頁
 Table 13 Nominal and Real Indices of Payroll per Person Engaged
 Analysed by 3-digit Major Industry Group --- Cont'd.

(一九九四年第一季=100)
 (1st Qtr. 1994=100)

香港標準 行業分類 編碼 HSIC codes	行業類別/主要行業組別 Industry sector/Major industry group	名義指數 Nominal indices			實質指數 Real indices		
		一九九九年 第二季 2nd Qtr. 1999	二零零零年 第一季 1st Qtr. 2000	二零零零年 第二季 2nd Qtr. 2000	一九九九年 第二季 2nd Qtr. 1999	二零零零年 第一季 1st Qtr. 2000	二零零零年 第二季 2nd Qtr. 2000
721	倉庫業 Storage	124.9	130.4	114.4	98.2	107.1	94.2
731	通訊業 Communications	130.2	152.8	135.4	102.4	125.4	111.5
7	運輸、倉庫及通訊業 <i>Transport, storage and communications</i>	124.6	143.8	125.3	98.1	118.1	103.3
811	銀行業 Banking	131.2	152.3	132.3	103.3	125.0	109.0
812	金融及投資公司 Finance and investment companies	140.8	176.9	141.1	110.8	145.2	116.2
813	證券、期貨及金銀經紀、交易與服務業 Stock, commodity and bullion brokers, exchanges and services	107.6	107.4	109.1	84.7	88.2	89.9
819	其他金融機構 Financial institutions, n.e.c.	110.5	139.3	111.3	87.0	114.3	91.7
821	保險業 Insurance	107.6	110.2	113.0	84.6	90.5	93.1
831	地產業 Real estate	95.5	118.6	95.0	75.1	97.3	78.2
832	機械及設備租賃業 Rental of machinery and equipment	127.5	153.5	122.3	100.3	126.0	100.8
833	商用服務業（機械及設備租賃除外） Business services except rental of machinery and equipment	119.4	136.7	119.6	94.0	112.2	98.5
8	金融、保險、地產及商用服務業 <i>Financing, insurance, real estate and business services</i>	118.9	138.9	120.7	93.5	114.1	99.4
921	清潔及同類服務業 Sanitary and similar services	133.4	149.2	130.1	104.9	122.5	107.2
931	教育服務業 Education services	152.2	149.4	146.9	119.7	122.6	121.0
932	研究及科學機構 Research and scientific institutes	108.3	138.5	110.8	85.2	113.7	91.3
933	醫療、牙科及其他保健服務業 Medical, dental and other health services	152.2	163.6	151.8	119.8	134.3	125.1

表 13 按 3 個位主要行業組別劃分的就業人士名義及實質平均薪金指數 --- 續頁
 Table 13 **Nominal and Real Indices of Payroll per Person Engaged**
Analysed by 3-digit Major Industry Group --- Cont'd.

(一九九四年第一季=100)
 (1st Qtr. 1994=100)

香港標準 行業分類 編碼	行業類別/主要行業組別 Industry sector/Major industry group	名義指數 Nominal indices			實質指數 Real indices		
		一九九九年 第二季 2nd Qtr. 1999	二零零零年 第一季 1st Qtr. 2000	二零零零年 第二季 2nd Qtr. 2000	一九九九年 第二季 2nd Qtr. 1999	二零零零年 第一季 1st Qtr. 2000	二零零零年 第二季 2nd Qtr. 2000
934	福利機構 Welfare institutions	139.4	149.8	141.3	109.7	123.0	116.4
935	商會 Business associations	152.6	171.6	154.3	120.1	140.9	127.1
939	其他社會及有關社區服務業 Miscellaneous social and related community services	102.3	116.1	109.6	80.5	95.3	90.3
940-941	電影及其他娛樂服務業 Motion pictures and other entertainment services	113.1	151.4	116.1	89.0	124.3	95.7
942	圖書館、博物館及文化服務業 Libraries, museums and cultural services	144.8	112.6	137.9	113.9	92.4	113.6
949	其他娛樂及康樂服務業 Miscellaneous amusement and recreational services	119.9	138.5	122.9	94.3	113.7	101.2
951	維修服務業 Repair services	89.0	113.3	88.6	70.0	93.0	73.0
952	洗熨、乾洗、衣物修補及有關服務業 Laundry, dry cleaning and garment services	57.5	70.4	62.1	45.3	57.8	51.1
959	其他個人服務業 Miscellaneous personal services	101.0	104.5	104.5	79.5	85.8	86.0
9	社區、社會及個人服務業 <i>Community, social and personal services</i>	143.5	151.0	145.5	112.9	124.0	119.9
	所有上列行業類別@ <i>All above industry sectors</i>	125.2	145.3	127.4	98.5	119.3	104.9

註釋： 就業人士實質平均薪金指數是根據就業人士名義平均薪金指數扣除綜合消費物價指數變動的影響計算出來。

Notes: The real indices of payroll per person engaged are derived by deflating the respective nominal indices of payroll per person engaged by the Composite CPI.

@ 指薪金總額統計調查涵蓋的所有行業。

Refers to all industries covered by the Payroll Enquiry.

* 為使個別公司所提供的資料得以保密，數據不予公布。

Data not released in order to safeguard confidentiality of information provided by individual firms.

(參照本報告第IV部的4.13段)。

(see paragraph 4.13 in Part IV of this report).

表 14 按行業類別劃分的經季節性調整及未經季節性調整的就業人士名義平均薪金指數按季變動
Table 14 Quarter-to-quarter Rates of Change in the Seasonally Adjusted and Seasonally Unadjusted Series of Nominal Indices of Payroll per Person Engaged Analysed by Industry Sector

(一九九四年第一季=100)
 (1st Qtr. 1994=100)

季度/年份 Quarter/Year	製造業 Manufacturing	批發、零售、進出口 貿易、飲食及酒店業 Wholesale, retail and import/export trades, restaurants and hotels	運輸、倉庫 及通訊業 Transport, storage and communications	金融、保險、地 產及商用服務業 Financing, insurance, real estate and business services	社區、社會及 個人服務業 Community, social and personal services	所有 行業類別@ All industry sectors
一九九四年第一季 1st Qtr. 1994	+5.1 (+26.9)	+3.0 (+20.8)	+8.5 (+10.7)	-2.3 (+7.9)	+7.2 (+10.1)	+4.7 (+17.2)
一九九四年第二季 2nd Qtr. 1994	+2.3 (-15.3)	+1.8 (-17.4)	+2.2 (-8.4)	-0.2 (-13.0)	+4.4 (-0.2)	+1.7 (-12.5)
一九九四年第三季 3rd Qtr. 1994	+3.1 (+2.2)	+1.1 (+1.0)	+6.9 (+8.3)	+5.4 (+0.5)	+0.2 (+7.3)	+4.1 (+4.4)
一九九四年第四季 4th Qtr. 1994	+3.9 (+5.8)	+5.6 (+11.8)	+4.8 (+14.6)	-0.4 (+9.0)	+2.3 (-2.8)	+3.5 (+7.7)
一九九五年第一季 1st Qtr. 1995	+2.1 (+21.3)	+1.2 (+17.5)	-0.7 (-0.6)	+5.4 (+16.2)	+2.9 (+5.5)	+2.3 (+13.4)
一九九五年第二季 2nd Qtr. 1995	+0.9 (-15.7)	+4.1 (-15.2)	+2.4 (-7.6)	+4.2 (-9.8)	+1.6 (-2.0)	+2.7 (-11.3)
一九九五年第三季 3rd Qtr. 1995	+5.6 (+4.4)	+0.4 (+0.1)	+5.2 (+5.8)	+3.1 (-1.3)	+3.8 (+10.4)	+3.1 (+3.2)
一九九五年第四季 4th Qtr. 1995	-1.2 (+1.7)	+7.2 (+14.0)	+2.1 (+13.3)	+1.7 (+11.9)	+2.0 (-3.0)	+2.8 (+7.8)
一九九六年第一季 1st Qtr. 1996	+2.2 (+18.9)	-0.1 (+15.2)	+2.4 (+1.2)	+3.7 (+13.7)	+1.3 (+3.7)	+2.5 (+12.7)
一九九六年第二季 2nd Qtr. 1996	+3.0 (-12.5)	+1.3 (-17.1)	+3.2 (-6.5)	+1.5 (-12.6)	+3.5 (+0.3)	+2.4 (-11.2)
一九九六年第三季 3rd Qtr. 1996	+0.9 (-1.3)	+2.2 (+1.8)	-0.3 (-0.6)	+1.0 (-2.7)	+1.8 (+7.4)	+0.9 (+0.8)
一九九六年第四季 4th Qtr. 1996	+2.0 (+6.7)	+2.4 (+9.2)	+2.5 (+15.7)	+3.1 (+14.3)	+2.6 (-1.7)	+3.4 (+9.2)
一九九七年第一季 1st Qtr. 1997	+1.7 (+15.7)	+2.1 (+17.4)	+0.5 (-1.2)	+5.8 (+15.0)	+2.7 (+4.9)	+2.9 (+12.1)
一九九七年第二季 2nd Qtr. 1997	+3.3 (-11.0)	-0.4 (-18.4)	+4.3 (-5.9)	+2.4 (-12.1)	+4.6 (+1.4)	+2.7 (-10.7)
一九九七年第三季 3rd Qtr. 1997	-0.3 (-3.0)	+1.6 (+1.1)	+1.5 (+1.0)	+2.2 (-1.2)	+1.8 (+7.0)	+2.1 (+2.0)
一九九七年第四季 4th Qtr. 1997	+5.2 (+11.1)	-1.5 (+5.1)	+2.0 (+15.9)	+0.7 (+12.5)	+1.3 (-2.3)	+0.6 (+6.9)

表 14 按行業類別劃分的經季節性調整及未經季節性調整的就業人士名義平均薪金指數按季變動 --- 續頁
Table 14 Quarter-to-quarter Rates of Change in the Seasonally Adjusted and Seasonally Unadjusted Series of Nominal Indices of Payroll per Person Engaged Analysed by Industry Sector --- Cont'd.

(一九九四年第一季=100)
 (1st Qtr. 1994=100)

季度/年份 Quarter/Year	製造業 Manufacturing	批發、零售、進出口 貿易、飲食及酒店業 Wholesale, retail and import/export trades, restaurants and hotels	運輸、倉庫 及通訊業 Transport, storage and communications	金融、保險、地 產及商用服務業 Financing, insurance, real estate and business services	社區、社會及 個人服務業 Community, social and personal services	所有 行業類別@ All industry sectors
一九九八年第一季 1st Qtr. 1998	# (+12.2)	+0.9 (+15.8)	-0.2 (-1.6)	-2.4 (+5.0)	+1.4 (+3.3)	# (+8.1)
一九九八年第二季 2nd Qtr. 1998	+2.3 (-11.4)	+3.4 (-15.2)	-0.1 (-11.1)	-1.1 (-15.1)	+1.9 (-1.5)	+1.8 (-11.3)
一九九八年第三季 3rd Qtr. 1998	+0.4 (-1.9)	+0.2 (-0.1)	+1.0 (+1.0)	+0.2 (-2.7)	+0.4 (+5.5)	+0.5 (+0.5)
一九九八年第四季 4th Qtr. 1998	-0.6 (+5.0)	-0.4 (+6.0)	-0.7 (+13.2)	# (+12.5)	+2.6 (-0.7)	+0.3 (+7.1)
一九九九年第一季 1st Qtr. 1999	-0.8 (+10.9)	-0.5 (+14.3)	-1.3 (-2.1)	-1.9 (+4.3)	-0.1 (+1.7)	-0.8 (+6.6)
一九九九年第二季 2nd Qtr. 1999	-1.0 (-14.6)	-1.1 (-18.8)	-2.5 (-14.2)	-0.5 (-14.5)	-2.4 (-5.8)	-1.0 (-13.8)
一九九九年第三季 3rd Qtr. 1999	+1.7 (+0.4)	-0.3 (-0.7)	-0.6 (#)	+0.9 (-1.6)	+0.4 (+5.5)	+0.4 (+0.6)
一九九九年第四季 4th Qtr. 1999	-0.8 (+4.1)	+1.3 (+7.8)	+0.5 (+14.4)	+0.4 (+13.3)	+0.4 (-2.6)	+0.5 (+7.5)
二零零零年第一季 1st Qtr. 2000	+0.5 (+12.4)	+0.4 (+15.3)	+1.2 (+0.8)	-0.7 (+4.8)	+0.5 (+2.3)	+0.2 (+7.3)
二零零零年第二季 2nd Qtr. 2000	+0.1 (-13.9)	+0.3 (-17.6)	-0.2 (-12.8)	+1.0 (-13.1)	+0.2 (-3.6)	+0.6 (-12.4)

註釋： 括號內數字指未經季節性調整的按季變動百分率。

Notes: Figures in brackets denote seasonally unadjusted quarter-to-quarter percentage changes.

@ 指薪金總額統計調查涵蓋的所有行業，包括並沒有列出其統計數字的採礦及採石業與電力及燃氣業。

Refers to all industries covered by the Payroll Enquiry, including the mining and quarrying industry and the electricity and gas industry whose statistics are not separately shown.

變動在 ± 0.05% 內。

Change within ± 0.05%.

表 15 按行業類別劃分的經季節性調整及未經季節性調整的就業人士實質平均薪金指數按季變動
Table 15 Quarter-to-quarter Rates of Change in the Seasonally Adjusted and Seasonally Unadjusted Series of Real Indices of Payroll per Person Engaged Analysed by Industry Sector

(一九九四年第一季=100)
 (1st Qtr. 1994=100)

季度/年份 Quarter/Year	製造業 Manufacturing	批發、零售、進出口 貿易、飲食及酒店業 Wholesale, retail and import/export trades, restaurants and hotels	運輸、倉庫 及通訊業 Transport, storage and communications	金融、保險、地 產及商用服務業 Financing, insurance, real estate and business services	社區、社會及 個人服務業 Community, social and personal services	所有 行業類別@ All industry sectors
一九九四年第一季 1st Qtr. 1994	+3.1 (+25.0)	+1.5 (+19.0)	+7.1 (+9.0)	-3.7 (+6.2)	+5.2 (+8.4)	+3.1 (+15.4)
一九九四年第二季 2nd Qtr. 1994	+0.4 (-17.5)	-0.4 (-19.6)	+0.1 (-10.8)	-2.4 (-15.3)	+2.0 (-2.8)	-0.7 (-14.8)
一九九四年第三季 3rd Qtr. 1994	+0.3 (-0.1)	-1.6 (-1.3)	+4.1 (+5.8)	+2.6 (-1.8)	-2.2 (+4.8)	+1.4 (+2.1)
一九九四年第四季 4th Qtr. 1994	+1.5 (+3.2)	+3.1 (+9.1)	+2.0 (+11.8)	-2.8 (+6.4)	# (-5.2)	+1.0 (+5.1)
一九九五年第一季 1st Qtr. 1995	-0.3 (+19.0)	-0.9 (+15.3)	-2.7 (-2.5)	+3.3 (+14.0)	+0.6 (+3.5)	+0.2 (+11.2)
一九九五年第二季 2nd Qtr. 1995	-0.8 (-17.8)	+2.1 (-17.3)	+0.6 (-9.8)	+2.2 (-12.0)	-0.4 (-4.4)	+0.6 (-13.4)
一九九五年第三季 3rd Qtr. 1995	+3.3 (+2.6)	-1.8 (-1.6)	+3.0 (+4.0)	+0.9 (-3.1)	+1.7 (+8.4)	+1.1 (+1.3)
一九九五年第四季 4th Qtr. 1995	-2.4 (+0.2)	+5.5 (+12.3)	+0.5 (+11.6)	+0.3 (+10.2)	+0.8 (-4.4)	+1.3 (+6.2)
一九九六年第一季 1st Qtr. 1996	+0.7 (+17.8)	-1.1 (+14.2)	+1.2 (+0.3)	+2.4 (+12.7)	-0.1 (+2.8)	+1.3 (+11.6)
一九九六年第二季 2nd Qtr. 1996	+1.3 (-14.5)	-0.4 (-19.0)	+1.5 (-8.6)	-0.2 (-14.6)	+1.7 (-2.0)	+0.5 (-13.2)
一九九六年第三季 3rd Qtr. 1996	-0.3 (-2.1)	+1.0 (+1.0)	-1.5 (-1.5)	-0.2 (-3.5)	+0.6 (+6.5)	-0.1 (#)
一九九六年第四季 4th Qtr. 1996	+0.2 (+4.7)	+0.3 (+7.1)	+0.6 (+13.5)	+1.4 (+12.2)	+1.0 (-3.5)	+1.4 (+7.2)
一九九七年第一季 1st Qtr. 1997	+0.4 (+14.6)	+1.0 (+16.3)	-0.7 (-2.2)	+4.3 (+13.9)	+1.2 (+3.8)	+1.6 (+11.0)
一九九七年第二季 2nd Qtr. 1997	+2.1 (-12.5)	-1.6 (-19.8)	+3.1 (-7.6)	+1.2 (-13.7)	+3.2 (-0.4)	+1.3 (-12.3)
一九九七年第三季 3rd Qtr. 1997	-1.9 (-4.3)	-0.1 (-0.3)	-0.1 (-0.4)	+0.4 (-2.5)	# (+5.5)	+0.6 (+0.6)
一九九七年第四季 4th Qtr. 1997	+3.9 (+9.8)	-2.8 (+3.9)	+0.7 (+14.6)	-0.1 (+11.2)	+0.6 (-3.5)	-0.5 (+5.7)

表 15 按行業類別劃分的經季節性調整及未經季節性調整的就業人士實質平均薪金指數按季變動 --- 續頁
Table 15 Quarter-to-quarter Rates of Change in the Seasonally Adjusted and Seasonally Unadjusted Series of Real Indices of Payroll per Person Engaged Analysed by Industry Sector --- Cont'd.

(一九九四年第一季=100)
 (1st Qtr. 1994=100)

季度/年份 Quarter/Year	製造業 Manufacturing	批發、零售、進出口 貿易、飲食及酒店業 Wholesale, retail and import/export trades, restaurants and hotels	運輸、倉庫 及通訊業 Transport, storage and communications	金融、保險、地 產及商用服務業 Financing, insurance, real estate and business services	社區、社會及 個人服務業 Community, social and personal services	所有 行業類別@ All industry sectors
一九九八年第一季 1st Qtr. 1998	-0.9 (+11.5)	+0.1 (+15.1)	-1.0 (-2.2)	-3.5 (+4.3)	+0.3 (+2.7)	-0.9 (+7.4)
一九九八年第二季 2nd Qtr. 1998	+1.6 (-12.5)	+2.8 (-16.1)	-0.8 (-12.1)	-1.6 (-16.1)	+1.1 (-2.6)	+1.0 (-12.3)
一九九八年第三季 3rd Qtr. 1998	+0.5 (-1.7)	+0.2 (+0.2)	+1.2 (+1.2)	+0.1 (-2.5)	+0.3 (+5.7)	+0.7 (+0.7)
一九九八年第四季 4th Qtr. 1998	+1.5 (+7.5)	+1.8 (+8.5)	+1.3 (+15.8)	+2.7 (+15.1)	+5.5 (+1.6)	+2.8 (+9.6)
一九九九年第一季 1st Qtr. 1999	-0.4 (+11.4)	-0.1 (+14.9)	-0.8 (-1.6)	-2.0 (+4.8)	-0.2 (+2.2)	-0.7 (+7.1)
一九九九年第二季 2nd Qtr. 1999	+0.4 (-13.7)	+0.3 (-18.0)	-1.2 (-13.3)	+1.1 (-13.6)	-1.0 (-4.9)	+0.2 (-12.9)
一九九九年第三季 3rd Qtr. 1999	+3.9 (+2.6)	+1.7 (+1.5)	+1.6 (+2.3)	+3.0 (+0.6)	+2.4 (+7.9)	+2.7 (+2.9)
一九九九年第四季 4th Qtr. 1999	-0.5 (+4.6)	+1.7 (+8.4)	+0.8 (+15.0)	+1.3 (+13.9)	+1.4 (-2.1)	+1.3 (+8.1)
二零零零年第一季 1st Qtr. 2000	+1.9 (+14.2)	+1.8 (+17.1)	+2.7 (+2.4)	+0.2 (+6.4)	+1.5 (+3.9)	+1.3 (+9.0)
二零零零年第二季 2nd Qtr. 2000	+0.8 (-13.6)	+1.0 (-17.3)	+0.3 (-12.5)	+1.8 (-12.8)	+0.9 (-3.3)	+1.1 (-12.1)

註釋： 括號內數字指未經季節性調整的按季變動百分率。

Notes : Figures in brackets denote seasonally unadjusted quarter-to-quarter percentage changes.

@ 指薪金總額統計調查涵蓋的所有行業，包括並沒有列出其統計數字的採礦及採石業與電力及燃氣業。
 Refers to all industries covered by the Payroll Enquiry, including the mining and quarrying industry and the electricity and gas industry whose statistics are not separately shown.

變動在 ± 0.05% 內。
 Change within ± 0.05%.

VII. 統計方法

緒言

7.1 自一九九四年三月起，政府統計處進行一項「勞工收入統計調查」，這項統計調查是由「工資、薪酬及僱員福利半年度統計調查」及「就業、空缺及薪金總額按季統計調查」中的「薪金總額統計調查」部分合併而成，旨在改良統計調查的運作，提高薪金總額和工資率兩項統計數字的相容性。

7.2 「勞工收入統計調查」包括兩部分：分別為工資統計調查及薪金總額統計調查。在一九九九年前，搜集工資率數據的工作是按半年進行的，統計期為每年的三月和九月。自統計期一九九九年三月起，本處已改為按季搜集工資統計數字，統計期為每年的三月、六月、九月和十二月。

7.3 薪金總額數據的搜集是按季進行的，統計期為每年第一季（一月至三月）；第二季（四月至六月）；第三季（七月至九月）和第四季（十月至十二月）。

7.4 此外，有關僱員應享的各項工資以外附帶福利的資料，本處亦會每二至三年搜集一次。

行業涵蓋範圍

7.5 「勞工收入統計調查」所涵蓋的行業以「香港標準行業分類」作為分類依據。「香港標準行業分類」則是根據聯合國「國際標準產業分類」加以修訂而成，採用分層結構，由以下四個層次構成。

HSIC 層次	編碼	名稱
第一層次	一位數字	行業類別
第二層次	三位數字	主要行業組別
第三層次	四位數字	行業組別
第四層次	六位數字	行業

VII. Statistical Methodology

Introduction

7.1 The Census and Statistics Department has conducted the Labour Earnings Survey (LES) since March 1994 by integrating the former Half-yearly Survey of Wages, Salaries and Employee Benefits with the part of "payroll" enquiry of the former Quarterly Survey of Employment, Vacancies and Payroll. This integration aims at improving the survey operations and enhancing data compatibility between payroll and wage rate statistics.

7.2 The LES consists of two parts: the wage enquiry and the payroll enquiry. Prior to 1999, data on wage rates were collected on a half-yearly basis for the reference periods of March and September of the year. Starting from the reference period of March 1999, data on wage rates have been collected at quarterly intervals for the reference periods of March, June, September and December of the year.

7.3 Data on payroll are collected on a quarterly basis for the reference periods of first quarter (January-March), second quarter (April-June), third quarter (July-September) and fourth quarter (October-December) of the year.

7.4 In addition, information on employees' entitlement to various types of fringe benefits other than the basic wage rate is collected from the LES about once every two or three years.

Industry Coverage

7.5 Industries covered in the LES are classified according to the "Hong Kong Standard Industrial Classification (HSIC)", which is an adapted version of the United Nation's "International Standard Industrial Classification". The HSIC adopts a hierarchical structure with four different levels labelled as follows:

HSIC level	Codes	Description
1st	1-digit	Industry Sector
2nd	3-digit	Major Industry Group
3rd	4-digit	Industry Group
4th	6-digit	Industry/Trade

7.6 工資統計調查的涵蓋下列行業類別中的四十六個主要行業：

- (i) 製造業；
- (ii) 電力及燃氣業；
- (iii) 批發、零售、進出口貿易、飲食及酒店業；
- (iv) 運輸服務業；
- (v) 金融、保險、地產及商用服務業；及
- (vi) 個人服務業。

所有選定行業均由一個或以上的三位、四位或六位數字層次的香港標準行業分類譯碼所界定，詳情請參閱附錄。

7.7 薪金總額統計調查的行業涵蓋範圍較工資統計調查廣闊，包括下列行業類別：

- (i) 採礦及採石業；
- (ii) 製造業；
- (iii) 電力及燃氣業；
- (iv) 批發、零售、進出口貿易、飲食及酒店業；
- (v) 運輸、倉庫及通訊業；
- (vi) 金融、保險、地產及商用服務業；及
- (vii) 社區、社會及個人服務業。

7.8 薪金總額統計調查並不包括下列經濟活動：

- (i) 農業及漁業；
- (ii) 建造業；
- (iii) 小販及零售攤檔(街市攤檔除外)；
- (iv) 的士、公共小巴、貨車、駁船及船上裝卸服務；及
- (v) 公共行政、獸醫服務、宗教組織、作家及其他獨立藝術工作者、家務助理及其他康樂和個人服務。

7.6 The wage enquiry covers 46 principal industries in the following industry sectors:

- (i) Manufacturing;
- (ii) Electricity and Gas;
- (iii) Wholesale, retail and import/export trades, restaurants and hotels;
- (iv) Transport services;
- (v) Financing, insurance, real estate and business services; and
- (vi) Personal services.

A selected industry is defined by one or more HSIC codes at 3-digit, 4-digit or 6-digit level, as shown in the Appendix.

7.7 The industry coverage of the payroll enquiry is more comprehensive than the wage enquiry. The following industry sectors are covered:

- (i) Mining and quarrying;
- (ii) Manufacturing;
- (iii) Electricity and gas;
- (iv) Wholesale, retail and import/export trades, restaurants and hotels;
- (v) Transport, storage and communications;
- (vi) Financing, insurance, real estate and business services; and
- (vii) Community, social and personal services.

7.8 Some economic activities are, however, not covered by the payroll enquiry, including:

- (i) agriculture, hunting, forestry and fishing;
- (ii) construction;
- (iii) hawkers and retail pitches (other than market stalls);
- (iv) taxis, public light buses, goods vehicles, barges, lighters and stevedoring services; and
- (v) public administration, veterinary services, religious organizations, authors and other independent artists, domestic helpers and miscellaneous recreational and personal services.

機構單位涵蓋範圍

7.9 工資統計調查旨在搜集選定職位的工資資料，以編製工資指數。因此，政府統計處在進行統計調查前已界定職位分類及職責說明。我們注意到為數不少的「小型機構單位」，並無清楚界定其僱員的職責範圍，或要求其僱員負責多項職責。因此，統計人員在搜集該些機構單位選定職業的工資時，可能會有實際困難。基於上述理由，工資統計調查只包括僱員人數達一定規模的機構單位(不同行業有不同的規模要求)。政府統計處在顧及各行業特徵後，訂出各選定行業中列入工資統計調查範圍的機構單位僱員人數下限，詳情請參閱附錄。

7.10 薪金總額統計調查包括統計調查涵蓋的所有機構單位，而不論僱員人數的規模。

僱員涵蓋範圍

7.11 工資統計調查包括從事統計調查所涵蓋的選定職業的按時支薪工人及按件支薪工人，但不包括東主，家屬幫工及外發工。這項統計調查亦不包括兼職工人、學徒、見習人員、受訓人員及在試用期的人員，原因是這些人員的工作職務與統計調查所界定的職責說明，可能有所不同。

7.12 薪金總額統計調查包括所有受薪僱員(包括全職和兼職僱員)、無酬家屬幫工和經常參與機構單位業務的在職東主及股東。

Establishment Coverage

7.9 The wage enquiry aims at collecting occupational wage information for compiling wage indices. Thus, occupational classifications and job descriptions are defined in advance of the survey. It is noted that quite a number of "small establishments" do not have clearly defined job duties for their workers, or that the workers of these establishments are required to handle a wide range of duties. It may be difficult to obtain wage information from these establishments in respect of the specific occupations as defined by the survey. Hence, only those establishments with a certain employment size are covered in the wage enquiry (the sizes are different for different industries). Having regard to the characteristics of individual industries, the minimum employment size limits of establishments covered in the wage enquiry are determined for individual industries and are shown in the Appendix.

7.10 The payroll enquiry covers all establishments that fall into the scope of the enquiry, irrespective of their employment sizes.

Employee Coverage

7.11 For the wage enquiry, the employees covered include time-rated and piece-rated workers of selected occupations under the coverage of the survey. Proprietors, family workers and out-workers are excluded. Part-time workers, apprentices, learners, trainees and workers on probation are also excluded because their job duties may be different from the job descriptions pre-defined in the survey.

7.12 The payroll enquiry covers all paid employees (both full-time and part-time), unpaid family workers and proprietors and partners actively engaged in the work of the establishments.

職業涵蓋範圍

7.13 工資統計調查搜集為統計調查所涵蓋的個別選定職業的工資資料。統計調查所包括的職業可分為下列職業組別：

督導級、技術員級、文員級及其他非生產級工人

- (i) 督導級及技術員級人員；
- (ii) 文員級及秘書級人員；
- (iii) 服務人員；及
- (iv) 其他非生產級工人。

技工及操作工

- (i) 技工；及
- (ii) 操作工。

7.14 經理級人員與專業僱員不包括在工資統計調查範圍內。政府統計處會按年進行另外一項統計調查，名為「經理級與專業僱員薪金及僱員福利統計調查(高層管理人員除外)」，以搜集經理級人員與專業僱員的薪金資料。

7.15 薪金總額統計調查並沒有搜集個別職位的數據，只搜集被抽選機構單位內所有人員的整體薪金總額開支。

統計調查方法

7.16 勞工收入統計調查是以機構單位作為統計單位。機構單位是指在單一地點(例如工廠、工場、零售店或寫字樓)，在單一擁有權或控制權下，從事一種或主要一種經濟活動(即生產貨物或服務)的經濟單位。

7.17 每一輪統計調查周期開始時，政府統計處會發出通知書予獲抽選的機構單位，然後派出外勤人員造訪各機構單位，並在有需要的情況下協助受訪者填寫問卷。

7.18 搜集得來的資料會經電腦程序檢定，有問題的個案會由辦事處職員審查，在有需要時再由外勤人員進一步核實。統計調查已採取各種措施，確保取得高素質的數據。

Occupational Coverage

7.13 The wage enquiry collects wage information in respect of individual selected occupations under the coverage of the survey. Occupations covered are classified according to the following occupational groups:

Supervisory, technical, clerical and miscellaneous non-production workers

- (i) Supervisory and technical workers;
- (ii) Clerical and secretarial workers;
- (iii) Service workers; and
- (iv) Miscellaneous non-production workers.

Craftsmen and operatives

- (i) Craftsmen; and
- (ii) Operatives.

7.14 Employees at managerial and professional levels are not included. Salaries of managerial and professional employees are collected from a separate survey called Survey of Salaries and Employee Benefits - Managerial and Professional Employees (Excluding Top Management).

7.15 For the payroll enquiry, information on individual occupations is not separately collected. Instead, the aggregate payroll figure for all personnel in a sampled establishment is collected.

Survey Method

7.16 The unit of enquiry in the LES is an establishment, which is defined as an economic unit (i.e. a unit engaged in the production of goods or services) which engages, under a single ownership or control, in one or predominantly one kind of economic activity at a single physical location, e.g. a factory, workshop, retail shop or office.

7.17 At the start of a survey cycle, notification letters are sent to the sampled establishments. Field officers would pay visits to individual establishments to assist the respondents concerned in filling in the questionnaires, if necessary.

7.18 The collected data are validated by computer programs and dubious cases are checked by office editors and further verified by field officers if necessary. Various measures are adopted to ensure that the data collected are of good quality.

抽樣設計

7.19 勞工收入統計調查使用政府統計處提供的機構單位記錄庫作為抽樣框。薪金總額統計調查的樣本由約 5 000 間機構單位組成，另由薪金總額統計調查的樣本中抽選約 2 000 間機構單位，作為工資統計調查的樣本。

7.20 勞工收入統計調查採用輪換複樣本抽樣設計。每次統計調查均會更換約四分一的樣本機構單位，以分攤所有獲抽選機構單位的填報負擔。在重新抽選主要樣本的兩年間，每次統計調查開始前亦會抽選補充子樣本，並納入主要樣本內，使新成立或最近才符合統計調查範圍的機構單位，亦可包括在統計調查內。

估計方法 - 工資統計

7.21 平均每日工資 / 每月薪金 如要估計某一指定行業內指定職業的平均工資率，必須估計下列兩項數字：第一項是該類別僱員的工資總額；第二項是該類別僱員的總人數。然後計算估計工資總額與估計僱員總人數的比率，便可得出估計平均工資率。

7.22 名義及實質工資指數 名義工資指數是用來量度在不受接連兩次統計調查的職業和行業結構轉變情況下工資率的變動。採用連鎖拉氏類型指數。下列舉出某一指定行業工資指數的計算公式：

$$I_{o,t} = C_{t-1,t} I_{o,t-1} / 100$$

而
where

$I_{o,t}$ = 以基期 o (即一九九二年九月) 設定為 100 計算，指定行業在 t 期 (例如，是次統計調查) 的工資指數；
wage index for a given industry for period t (say, current round of the survey) with reference to the base period o (i.e. September 1992) taken as 100;

$I_{o,t-1}$ = 以基期 o 設定為 100 計算，該行業在 t-1 期的工資指數；
wage index for that industry for period t-1 with reference to the base period o taken as 100;

Sample Design

7.19 The LES utilizes the Central Register of Establishments kept by the Census and Statistics Department as the sampling frame. The sample for the payroll enquiry consists of around 5 000 establishments. A sub-sample of 2 000 establishments from the payroll enquiry is taken as the sample for the wage enquiry.

7.20 A rotational replicate sample design is adopted for the LES. About one quarter of the sampled establishments are replaced in each round of the survey in order to spread the reporting burden of selected establishments. Supplementary sub-samples are chosen and incorporated into the main sample in each round of the survey to cover those establishments which have newly opened or lately fell into the scope of the survey.

Estimation Method - Wage Statistics

7.21 Average daily wages/monthly salaries To estimate the average wage rate of a particular occupation in a particular industry, it is necessary to estimate first, the total wage bill for that category of employees, and second, the total number of employees in that category. The estimated average wage rate is then given by the ratio of the estimated total wage bill to the estimated total number of employees.

7.22 Nominal and Real Wage Indices The Nominal Wage Index is designed to measure the pure change in wage rates unaffected by changes in occupational and industrial structure between two successive rounds of the survey. A chain Laspeyres index is used. The index formula for a particular industry is shown below :

$C_{t-1,t}$ = t 期(是次統計調查)及 t-1 期(上一次統計調查)比較, 該行業平均工資率的增減百分率。
percentage change of average wage rate for that industry for period t (current round of the survey) over that of period t-1 (previous round of the survey).

即,
That is,

$$C_{t-1,t} = \frac{\sum [N_j^{t-1} R_j^t]}{\sum [N_j^{t-1} R_j^{t-1}]} \times 100\%$$

而
where

N_j^{t-1} = 第 j 個僱員類別在 t-1 期的僱員總人數, 而僱員類別是指這項統計調查的某一指定行業內某性別和職業的僱員;
total number of employees in the jth category at period t-1, where a category refers to employees of a certain sex and occupation in that particular industry for the present purpose;

R_j^t = 第 j 個僱員類別在 t 期的僱員平均工資率;
average wage rate of employees in the jth category at period t;

R_j^{t-1} = 第 j 個僱員類別在 t-1 期的僱員平均工資率。
average wage rate of employees in the jth category at period t-1.

為方便計算起見, $C_{t-1,t}$ 的公式亦可以下列方式代表:
for computational purpose, the formula for $C_{t-1,t}$ is expressed as:

$$\begin{aligned} C_{t-1,t} &= \frac{\sum [N_j^{t-1} R_j^{t-1} R_j^t / R_j^{t-1}]}{\sum N_j^{t-1} R_j^{t-1}} \times 100\% \\ &= \frac{\sum [W_j^{t-1} R_j^t / R_j^{t-1}]}{\sum W_j^{t-1}} \times 100\% \end{aligned}$$

而
where

$W_j^{t-1} = N_j^{t-1} R_j^{t-1}$ = 在 t-1 期付予第 j 個僱員類別所有僱員的總工資;
total wage bill paid to all employees in the jth category at period t-1;

$\frac{R_j^t}{R_j^{t-1}}$ = 第 j 個僱員類別的僱員在 t 至 t-1 期間的工資率對比。
wage rate relative between periods t and t-1 for employees in the jth category.

因此, 該指數成為工資率對比的加權平均數,
Thus the index becomes a weighted average of wage rate relatives,
而第 j 個僱員類別的權數為
where the weight for the jth category is

$$\frac{W_j^{t-1}}{\sum W_j^{t-1}}$$

而
and

$$\sum \frac{W_j^{t-1}}{\sum W_j^{t-1}} = 1$$

7.23 各行業的實質工資指數，是根據有關的名義工資指數扣除甲類消費物價變動的影響而計算出來（採用甲類消費物價指數，是因為該指數配合工資統計調查所涵蓋人員的工資水平）。實質工資指數可顯示在一段時間內僱員工資金額購買力的轉變。

7.23 The Real Wage Index for each industry is obtained by deflating its nominal counterpart by the Consumer Price Index (A) to discount consumer price changes (Consumer Price Index (A) is used because of the wage level of the workers covered under the wage survey). The real index can be used to indicate changes in the purchasing power of the amount of money earned as wages by workers over a period of time.

估計方法 - 薪金總額統計

Estimation Method - Payroll Statistics

7.24 就業人士名義平均薪金指數是將有關季度的就業人士平均薪金與基期的就業人士平均薪金作比較，後者並已設定為基數 100。下列舉出某一指定行業就業人士平均薪金指數的計算公式：

7.24 The Nominal Index of Payroll per Person Engaged is the ratio obtained by comparing the payroll per person engaged for the reference period in question with that for the base period which is taken as 100. The index formula for a particular industry is given below:

$$P_t = \frac{[\sum F_i^t a_i^t] / [\sum F_i^t b_i^t]}{[\sum F_i^o a_i^o] / [\sum F_i^o b_i^o]} \times 100$$

而
where

- P_t = 指定行業在 t 期的就業人士平均薪金指數；
payroll per person engaged index for a given industry for period t;
- F_i^t = 第 i 個選定機構單位在 t 期的倍大因子；
grossing-up factor for the ith establishment sampled at period t;
- a_i^t = 第 i 個選定機構單位在 t 期的整體薪金總額；
total payroll for the ith establishment sampled at period t;
- b_i^t = 第 i 個選定機構單位在 t 期的就業人數；
number of persons engaged in the ith establishment sampled at period t;
- F_i^o = 第 i 個選定機構單位在基期的倍大因子；
grossing-up factor for the ith establishment sampled at base period;
- a_i^o = 第 i 個選定機構單位在基期(即一九九四年第一季)的整體薪金總額；
total payroll for the ith establishment sampled at base period (i.e. first quarter 1994);
- b_i^o = 第 i 個選定機構單位在基期(即一九九四年第一季)的就業人數。
number of persons engaged in the ith establishment sampled at base period (i.e. first quarter 1994).

7.25 就業人士實質平均薪金指數是從名義指數扣除綜合消費物價指數變動的影響計算出來，以顯示購買力的轉變。

7.25 The Real Index of Payroll per Person Engaged is obtained by deflating the nominal index by the Composite Consumer Price Index to adjust for changes in consumer prices.

「勞工收入統計調查」中「工資統計調查」所包括的行業列表
List of Industries Covered in the Wage Enquiry of the Labour Earnings Survey

行業	Industry	香港標準行業 分類譯碼 Hong Kong Standard Industrial Classification codes	規模下限 (以就業人數計算)# Minimum employment size limit (in terms of number of persons engaged)
(A) 製造業	Manufacturing		
1. 衣物縫製業	Garments	3201-2, 3209	20
2. 紡棉紗及梭織棉布業	Cotton spinning and weaving	3252, 3261	50
3. 針織棉布及外衣業	Cotton knitting and knit outerwear	3271, 3276	20
4. 漂染業	Bleaching and dyeing	3284-7	20
5. 紙盒及紙袋製造業	Paper boxes and bags	3412	10
6. 印刷、出版及有關行業	Printing, publishing and allied industries	342	10
7. 塑膠製品業 (塑膠玩具除外)	Plastic products (excluding plastic toys)	3561, 3563-5, 3569	10
8. 塑膠玩具製造業	Plastic toys	3562	10
9. 雜項金屬製品業 (機械及設備除外)	Miscellaneous metal products except machinery and equipment	3819	10
10. 電器用具及配件製造業	Electrical appliances and accessories	3851, 3872	10
11. 電子製品業	Electronics		20
計算及會計器材製造業	Computing machinery and equipment	3822	
晶體收音機製造業	Transistorized radios	3831	
電視機及通訊設備製造業	Television receivers and communication equipment	3832	
唱片、錄音帶及錄影帶製 造業	Records and magnetic tapes	3834	
電子零件製造業	Electronic parts and components	384	
電子玩具製造業	Electronic toys	3852	
工業用電子儀器製造業	Electronic industrial apparatus	3868	
其他電子製品業	Electronic products, n.e.c.	3873	
12. 攝影及光學用品製造業	Photographic and optical goods	3891	20
13. 鐘錶及其零件製造業	Watches, clocks and parts	3892-4	10
14. 珠寶首飾及有關物品製造業	Jewellery and related articles	3902	10
(B) 電力及燃氣業	Electricity and gas		
15. 發電及電力傳送	Electric light and power	4111	
16. 燃氣製造及傳送	Gas manufacture and distribution	4112	
(C) 批發、零售、進出口貿易、 飲食及酒店業	Wholesale, retail and import/export trades, restaurants and hotels		
17. 批發業	Wholesale		10
食品批發業	Foodstuffs	6111	
衣物、鞋類及有關製品批 發業	Clothing, footwear and allied products	6114	
雜項消費品批發業	Miscellaneous consumer goods	6115	
原料及半製成品批發業	Raw materials and semi-manufactures	6121	
18. 零售業	Retail		10
超級市場	Supermarkets	621115	
百貨公司	Department stores	621511	
汽車、電單車及腳踏車零售 (包括配件及零件)	Motor vehicles, motor-cycles and bicycles including accessories and parts	621600	

「勞工收入統計調查」中「工資統計調查」所包括的行業列表
List of Industries Covered in the Wage Enquiry of the Labour Earnings Survey

行業	Industry	香港標準行業 分類譯碼 Hong Kong Standard Industrial Classification codes	規模下限 (以就業人數計算)# Minimum employment size limit (in terms of number of persons engaged)
進出口貿易業	Import/Export		
19. 食品進出口貿易業	Foodstuffs	6311	10
20. 衣物、鞋類及有關製品進出口貿易業	Clothing, footwear and allied products	6314	10
21. 雜項消費品進出口貿易業	Miscellaneous consumer goods	6315	10
22. 機械、設備及其零件進出口貿易業	Machinery, equipment and parts	6316	10
23. 雜項耐用用品進出口貿易業	Miscellaneous durable goods	6318	10
24. 原料及半製成品進出口貿易業	Raw materials and semi-manufactures	6321	10
25. 一般貨品進出口貿易業	General commodities	6322	10
26. 中式餐館及酒樓業	Chinese restaurants	6411	20
27. 非中式餐館業	Restaurants, other than Chinese restaurants	6412	10
28. 快餐店業(美式快餐店除外)	Fast food shops(excluding American style fast food shops)	6413 (部分 part)	10
29. 酒店業	Hotels	6511	100
(D) 運輸服務業	Transport services		
30. 公共巴士服務業	Motor buses	7111	
31. 電車服務及鐵路運輸服務業	Tramways and railways	7112	
32. 港海渡輪服務業	Harbour ferries	7151	
33. 貨櫃裝卸及貨櫃租賃服務業	Haulage of containers and containers leasing	716101	10
34. 航空公司	Airline companies	7171	20
35. 旅行社及票務代理	Travel agents and airline ticket agents	7181	10
36. 航空貨運代理業	Air cargo forwarding services	7182	10
(E) 金融、保險、地產及商用服務業	Financing, insurance, real estate and business services		
37. 銀行業	Banks	8111	20
38. 投資及控股公司	Investment and holding companies	8122	10
39. 保險業	Insurance	821	10
40. 地產租賃業	Real estate leasing	8312-3	10
41. 地產保養管理服務業	Real estate maintenance management	8314	20
42. 建築/測量/工程策劃服務業	Architectural/surveying/engineering firms	8334	10
43. 保安及偵探服務業	Security and detective services	833903	20
(F) 個人服務業	Personal services		
44. 清潔及同類服務業	Sanitary and similar services	921	10
45. 汽車及電單車維修服務業	Motor vehicles/cycles repairing and servicing	9513	10
46. 理髮及美容服務業	Barber and beauty shops	9591	10

註釋: # 參照本報告第 VII 部的 7.9 段。
Note: See paragraph 7.9 in part VII of this report.



訂閱表格
工資及薪金總額按季統計報告
(二零零零年期刊)

致： 香港灣仔港灣道十二號灣仔政府大樓二十樓
政府統計處 工資及勞工成本統計組
(電話：(852) 2582 5083， 傳真：(852) 2827 2296)

請在適當空格 (□) 內加上 (✓) 號。

(港元)

	刊物名稱	刊物出版日期	每本售價	每本本地郵費	每本合計 (a)	本數 (b)	總計 (a) x (b)
<input type="checkbox"/>	工資及薪金總額按季統計報告 二零零零年三月 (J55010001B0)	二零零零年 六月底	30.0	9.0	39.0		
<input type="checkbox"/>	工資及薪金總額按季統計報告 二零零零年六月 (J55010002B0)	二零零零年 九月底	30.0	9.0	39.0		
<input type="checkbox"/>	工資及薪金總額按季統計報告 二零零零年九月 (J55010003B0)	二零零零年 十二月底	30.0	9.0	39.0		
<input type="checkbox"/>	工資及薪金總額按季統計報告 二零零零年十二月 (J55010004B0)	二零零一年 三月底	30.0	9.0	39.0		
合計							

本人現附上支票* (編號：_____) 港幣 _____ 元，購買上述刊物。(註：支票應予劃線，並註明支付「香港特別行政區政府」。)

訂戶資料

姓名：_____ 地址：_____
職銜：_____
部門：_____
機構名稱：_____ 電話：_____ 傳真：_____
日期：_____

機構主要從事業務類別：

- | | |
|--------------------------------|---|
| <input type="checkbox"/> 製造業 | <input type="checkbox"/> 批發、零售、進出口貿易，飲食及酒店業 |
| <input type="checkbox"/> 運輸服務業 | <input type="checkbox"/> 金融、保險、地產及商用服務業 |
| <input type="checkbox"/> 個人服務業 | <input type="checkbox"/> 其他，請註明 _____ |

讀者類別 (可選多項)：

- | | | |
|------------------------------------|----------------------------------|---------------------------------------|
| <input type="checkbox"/> 經理 | <input type="checkbox"/> 分析員、研究員 | <input type="checkbox"/> 市場、推廣部人員 |
| <input type="checkbox"/> 教師、大專院校講師 | <input type="checkbox"/> 學生 | <input type="checkbox"/> 其他，請註明 _____ |

訂戶類別：

- 機構 私人

你是否願意收到本處推廣其他刊物的資料？

- 是 否

* 外地訂購人士暫時無須附上支票，所需郵費將於收到訂購要求後另行通知。

你在表格上所提供的資料，只會用作辦理書刊訂購事宜，不會向任何和訂購無關的人士透露。如欲查看或更改所填報的資料，請與政府統計處的資料管理人員聯絡。地址：香港灣仔港灣道十二號灣仔政府大樓二十一樓。



Subscription Form

Quarterly Report of Wage and Payroll Statistics (2000 Issues)

To : Wages and Labour Costs Statistics Section, Census and Statistics Department
20/F., Wanchai Tower, 12 Harbour Road, Wan Chai, Hong Kong.
(Tel. No. : (852) 2582 5083, Fax : (852) 2827 2296)

Please tick (✓) in the appropriate box (□).

(HK\$)

	Issue	Date of publication	Price per copy	Local postage	Total price (a)	No. of copies required (b)	Total amount (a) x (b)
<input type="checkbox"/>	Quarterly Report of Wage and Payroll Statistics March 2000 (J55010001B0)	Late Jun. 2000	30.0	9.0	39.0		
<input type="checkbox"/>	Quarterly Report of Wage and Payroll Statistics June 2000 (J55010002B0)	Late Sep. 2000	30.0	9.0	39.0		
<input type="checkbox"/>	Quarterly Report of Wage and Payroll Statistics September 2000 (J55010003B0)	Late Dec. 2000	30.0	9.0	39.0		
<input type="checkbox"/>	Quarterly Report of Wage and Payroll Statistics December 2000 (J55010004B0)	Late Mar. 2001	30.0	9.0	39.0		
TOTAL							

I enclose a cheque * (No. _____) of HK\$ _____ for the payment of the above order.
(Cheque should be crossed and made payable to 'The Government of the Hong Kong Special Administrative Region'.)

Subscriber's Information

Name : _____ Address : _____
Title of Post : _____
Department : _____
Name of : _____ Tel. No. : _____ Fax No. : _____
Organization _____ Date : _____

Major type of business of organization :

- Manufacturing Wholesales, retail and import/export trades, restaurants and hotels
 Transport services Financing, insurance, real estate and business services
 Personal services Others, please specify _____

Type of readers (more than one choice allowed) :

- Manager Analyst / researcher Marketing / promotional personnel
 Teaching staff / lecturer Student Others, please specify _____

Type of subscriber :

- Organization Individual

Do you want to receive promotional materials of other publications of this department?

- Yes No

* For mailings to addresses outside Hong Kong, please do not send in a cheque now. The required postage will be advised upon receipt of order.

The information provided herein will only be used for processing your order of publications and will not be disclosed to parties which are not involved in the subscription of these publications. You may seek access to or correction of the information by addressing your request to the Data Controlling Officer, Census and Statistics Department, 21/F, Wanchai Tower, 12 Harbour Road, Wan Chai, Hong Kong.



9/2000 J55010002B0 \$30

香港特別行政區政府新聞處設計封面 政府印務局印製
Cover Designed by the Information Services Department
Printed by the Printing Department
Hong Kong Special Administrative Region Government