

就業及空缺 按季統計報告 Quarterly Report of Employment and Vacancies Statistics

2022 年 9 月
September 2022



香港特別行政區 政府統計處
Census and Statistics Department
Hong Kong Special Administrative Region



就業及空缺按季統計報告

Quarterly Report of Employment and Vacancies Statistics

2022年9月
September 2022

有關本刊物的查詢，請聯絡：

政府統計處 就業統計及機構記錄組

地址：香港灣仔港灣道12號灣仔政府大樓20樓

電話：(852) 2582 5076 圖文傳真：(852) 2827 2296

電郵：employment@censtatd.gov.hk

Enquiries about this publication can be directed to :

Employment Statistics and Central Register of Establishments Section
Census and Statistics Department

Address : 20/F, Wanchai Tower, 12 Harbour Road, Wan Chai, Hong Kong.

Tel. : (852) 2582 5076 Fax : (852) 2827 2296

E-mail : employment@censtatd.gov.hk

政府統計處網站 Website of the Census and Statistics Department
www.censtatd.gov.hk

2022年12月出版

Published in December 2022

I. 引言	Introduction	1
II. 統計調查結果摘要	Summary of Survey Findings	
就業人數	Employment	1
職位空缺	Vacancies	3
經季節性調整的就業人數及職位 空缺數目	Seasonally adjusted figures of persons engaged and vacancies	5
III. 統計表	Statistical Tables	
註釋	Explanatory notes	6
用語及定義	Terms and definitions	9
注意事項	Notes in reading the tables	10
以新行業分類劃分的就業及職位 空缺統計數字的後向估計數列	Backcasted series of employment and vacancies statistics in new industrial classification	14
以新職業分類劃分的職位空缺統計 數字的後向估計數列	Backcasted series of vacancies statistics in new occupation classification	14
統計表	Tables	
表 1 公務員人數及有關職位空缺數目	Table 1 Number of civil servants and civil service vacancies	16
表 2 按行業主類劃分的機構單位數 目、就業人數及職位空缺數 目（公務員除外）	Table 2 Number of establishments, persons engaged and vacancies (other than those in the civil service) analysed by industry section	17
表 3 按行業主類／行業大類劃分的就 業人數（公務員除外）	Table 3 Number of persons engaged (other than those in the civil service) analysed by industry section / industry division	21
表 4 按行業主類／行業大類劃分的職 位空缺數目（公務員除外）	Table 4 Number of vacancies (other than those in the civil service) analysed by industry section / industry division	27
表 5 按行業主類／行業大類劃分的機 構單位數目（政府部門除外）	Table 5 Number of establishments (excluding civil service) analysed by industry section / industry division	33

表 6	按選定行業中類／行業小類／行業小分類劃分的機構單位數目、就業人數及職位空缺數目（公務員除外）	Table 6	Number of establishments, persons engaged and vacancies (other than those in the civil service) analysed by selected industry group / industry class / industry sub-class	39
表 7	按零售商類別劃分的零售業機構單位數目、就業人數及職位空缺數目（公務員除外）	Table 7	Number of establishments, persons engaged and vacancies (other than those in the civil service) in the retail trade analysed by type of retail outlet	47
表 8	按行業主類／行業大類及性別劃分的就業人數（公務員除外）	Table 8	Number of persons engaged (other than those in the civil service) analysed by industry section / industry division and sex	49
表 9	按行業主類及機構規模劃分的機構單位數目及就業人數（公務員除外）	Table 9	Number of establishments and persons engaged (other than those in the civil service) analysed by industry section and size of establishment	55
表 10	按行業主類及主要職業組別劃分的職位空缺數目（公務員除外）	Table 10	Number of vacancies (other than those in the civil service) analysed by industry section and major occupation group	58
表 11	選定行業主類內經季節性調整及未經調整的就業人數（公務員除外）按3個月的變動百分率	Table 11	Percentage change over 3-month period of the seasonally adjusted and seasonally unadjusted statistics of persons engaged (other than those in the civil service) in selected industry sections	60
表 12	選定行業主類內經季節性調整及未經調整的職位空缺數目（公務員除外）按3個月的變動百分率	Table 12	Percentage change over 3-month period of the seasonally adjusted and seasonally unadjusted statistics of vacancies (other than those in the civil service) in selected industry sections	61

統計圖

Charts

圖 1	選定行業主類的就業人數	Chart 1	Employment in selected industry sections	62
圖 2	選定行業主類的職位空缺數目	Chart 2	Number of vacancies in selected industry sections	62
圖 3	製造業的就業人數	Chart 3	Employment in manufacturing	63
圖 4	建築地盤的工人人數	Chart 4	Number of manual workers engaged at construction sites	63

		頁數 Page
圖 5 進出口貿易、批發及零售業以及住宿及膳食服務業的就業人數	Chart 5 Employment in import/export, wholesale and retail trades, and accommodation and food services	64
圖 6 金融及保險業、地產業以及專業及商用服務業的就業人數	Chart 6 Employment in financing and insurance, real estate, and professional and business services	64
圖 7 經季節性調整及未經調整的就業人數數列（公務員除外）	Chart 7 Seasonally adjusted and seasonally unadjusted series of persons engaged (other than those in the civil service)	65
圖 8 經季節性調整及未經調整的職位空缺數列（公務員除外）	Chart 8 Seasonally adjusted and seasonally unadjusted series of vacancies (other than those in the civil service)	65
IV. 統計方法	Statistical Methodology	
資料來源	Data source	66
抽樣設計	Sample design	66
統計調查方法及回應率	Survey method and response rate	67
行業資料更新	Industry updating	68
估計的可靠性	Reliability of the estimates	68
V. 其他參考資料	Further References	69
附錄甲 《香港標準行業分類1.1版》及《香港標準行業分類2.0版》的高層次分類的概略比較	Appendix A Crude conversion between the top level classifications of HSIC Version 1.1 and HSIC Version 2.0	71
附錄乙 不同零售商類別的涵蓋範圍	Appendix B Coverage of different types of retail outlets	72
獲取政府統計處刊物的方法	Means of Obtaining Publications of the Census and Statistics Department	73

I. 引言

1.1 本報告載列香港各個主要的經濟行業內有關就業人數及職位空缺數目的統計數字。這些數字主要根據政府統計處所進行的「僱傭及職位空缺按季統計調查」及「建築地盤就業人數按季統計調查」的結果以及公務員事務局所提供的數字編製而成，為本港勞工市場提供短期變動的指標。

1.2 由於本報告的統計數字並不包括香港所有行業，因此個別行業主類及總計數字只涉及有關統計調查所包括的行業。有關詳細的行業涵蓋範圍，請參閱本報告第III部分第3.2–3.5段。

1.3 因應政府統計處在2008年10月發表新的「香港標準行業分類2.0版」，「僱傭及職位空缺按季統計調查」已採用該行業分類編製機構單位數目、就業人數及職位空缺數目的統計數字，以取代沿用的「香港標準行業分類1.1版」。由2009年起，本報告內的所有統計數字均按「香港標準行業分類2.0版」編製。

II. 統計調查結果摘要

2.1 本報告內的就業人數，是指上述資料來源所包括的公營及私營機構（包括建築地盤）所提供的就業人數，而職位空缺統計數字是指所提供的職位空缺數目。

就業人數

2.2 在2022年9月就業人數是2 860 903，與上年同期比較下跌1.1%。按行業主類劃分的2022年9月就業人數（公務員除外），與2021年9月及2022年6月的數字比較詳列於下表。

I. Introduction

1.1 This report presents statistics on the number of persons engaged and vacancies in major economic sectors in Hong Kong, based mainly on the findings of the Quarterly Survey of Employment and Vacancies (SEV) and the Quarterly Employment Survey of Construction Sites (Site Survey) conducted by the Census and Statistics Department (C&SD) and the figures provided by the Civil Service Bureau. These statistics serve as indicators of short-term changes in the local labour market.

1.2 It should be noted that since the statistics quoted in this report do not cover all the industries in Hong Kong, figures at the industry section level and the total figures relate only to those industries covered in relevant surveys. For details of the industrial coverage, please refer to paragraphs 3.2 – 3.5 in Part III of this report.

1.3 With the release of the new Hong Kong Standard Industrial Classification Version 2.0 (HSIC V2.0) by the C&SD in October 2008, the SEV has been enhanced to adopt the HSIC V2.0 to replace the HSIC Version 1.1 in compiling the statistics on the number of establishments, persons engaged and vacancies starting from 2009. Hence, all the statistics contained in this report are in HSIC V2.0.

II. Summary of Survey Findings

2.1 In this report, *employment* refers to the number of persons engaged as reported by the establishments in the public and private sectors (including construction sites) covered by the above-mentioned data sources, while the statistics on *vacancies* refer to the number of job vacancies thereby reported.

Employment

2.2 Employment stood at 2 860 903 in September 2022, representing a 1.1% decrease when compared with a year earlier. A comparison of the employment figures (other than those in the civil service) for September 2022 with those for September 2021 and June 2022, analysed by industry section, is detailed in the following table.

表甲 按行業主類劃分的就業人數（公務員除外）
Table A Number of persons engaged (other than those in the civil service)
analysed by industry section

香港標準行業分類2.0版 行業主類（編碼及名稱） Industry section of HSIC V2.0 (code and description)	就業人數 No. of persons engaged (Employment)			變動百分率（%） ⁽²⁾ Percentage change (%)	
	2021年9月 Sep 2021	2022年6月 Jun 2022	2022年9月 Sep 2022	2022年9月與 2021年9月比較 Sep 2022 over Sep 2021	2022年9月與 2022年6月比較 Sep 2022 over Jun 2022
B 採礦及採石 Mining and quarrying	26	22	21	-19.2	-4.5
C 製造 Manufacturing	78 406	74 933	74 391	-5.1	-0.7 (-1.0)
D & E 電力和燃氣供應及廢棄物管理 Electricity and gas supply, and waste management	11 400	11 746	11 763	+3.2	+0.1 (-0.4)
F 建築地盤（只包括地盤工人） Construction sites (manual workers only)	106 320	103 411	109 680	+3.2	+6.1 (+6.8)
G 進出口貿易、批發及零售 ⁽¹⁾ Import/export, wholesale and retail trades	683 625	679 547	677 903	-0.8	-0.2 (-0.3)
進出口貿易及批發 Import/export trade and wholesale	435 077	434 751	432 680	-0.6	-0.5
零售 ⁽¹⁾ Retail	248 548	244 796	245 223	-1.3	+0.2
H 運輸、倉庫、郵政及速遞服務 ⁽¹⁾ Transportation, storage, postal and courier services	167 222	162 470	164 026	-1.9	+1.0
I 住宿及膳食服務 ⁽¹⁾ Accommodation and food services	254 458	250 532	255 590	+0.4	+2.0 (+1.7)
J 資訊及通訊 Information and communications	108 435	106 135	105 299	-2.9	-0.8
K 金融及保險 ⁽¹⁾ Financing and insurance	240 114	233 431	232 506	-3.2	-0.4
L 地產 Real estate	142 653	138 207	138 490	-2.9	+0.2
M & N 專業及商用服務 ⁽¹⁾ Professional and business services	389 206	378 865	380 761	-2.2	+0.5
P – S 社會及個人服務 ⁽¹⁾ Social and personal services	533 649	533 923	536 429	+0.5	+0.5 (+0.3)
以上行業主類總計 ⁽¹⁾ Total of industry sections above	2 715 514	2 673 222	2 686 859	-1.1	+0.5 (+0.2)

註釋：(1) 數字只涉及有關統計調查所包括的行業，詳情請參閱第20頁的「註釋」。

Notes: Figures relate only to those industries covered. Please refer to the “Notes” on page 20 for details.

(2) 括號內的數字是經季節性調整後的變動百分率數字（詳細的數據請參閱第60頁表11），有關的數列會因應最新數據的趨勢而定期調整。由於部分行業主類沒有明顯的季節性模式，所以並沒有編製有關的數字。

Figures in brackets denote percentage changes compiled on a seasonally adjusted basis. More details are given in Table 11 on page 60. They are subject to routine revision when more up-to-date figures become available. Seasonally adjusted data series are not compiled for some industry sections as no clear seasonal patterns are found in these sections.

職位空缺

2.3 在2022年9月職位空缺的總數是93 066（包括18 228個公務員職位空缺），與上年同期比較上升32.0%。按行業主類劃分的職位空缺數目（公務員職位空缺除外），與2021年9月及2022年6月的數字比較詳列於下表。

Vacancies

2.3 In September 2022, the total number of vacancies was 93 066 (including 18 228 vacancies in the civil service). It represented an increase of 32.0% when compared with a year earlier. The vacancies figures (other than those in the civil service) broken down by industry section, together with a comparison against the corresponding figures for September 2021 and June 2022, are detailed in the following table.

表乙 按行業主類劃分的職位空缺數目（公務員除外）
Table B Number of vacancies (other than those in the civil service) analysed by industry section

香港標準行業分類2.0版 行業主類（編碼及名稱） Industry section of HSIC V2.0 (code and description)	職位空缺數目 No. of vacancies			變動百分率（%） ⁽²⁾ Percentage change (%)	
	2021年9月 Sep 2021	2022年6月 Jun 2022	2022年9月 Sep 2022	2022年9月與 2021年9月比較 Sep 2022 over Sep 2021	2022年9月與 2022年6月比較 Sep 2022 over Jun 2022
B 採礦及採石 Mining and quarrying	***	***	***	***	***
C 製造 Manufacturing	1 145	1 638	1 829	+59.7	+11.7
D & E 電力和燃氣供應及廢棄物管理 Electricity and gas supply, and waste management	***	***	***	***	***
F 建築地盤（只包括地盤工人） [∞] Construction sites (manual workers only)	164	634	642	+291.5	+1.3
G 進出口貿易、批發及零售 ⁽¹⁾ Import/export, wholesale and retail trades	8 781	8 481	9 109	+3.7	+7.4
進出口貿易及批發 Import/export trade and wholesale	4 072	3 603	4 114	+1.0	+14.2
零售 ⁽¹⁾ Retail	4 709	4 878	4 995	+6.1	+2.4
H 運輸、倉庫、郵政及速遞服務 ⁽¹⁾ Transportation, storage, postal and courier services	2 580	3 741	7 524	+191.6	+101.1 (+111.3)
I 住宿及膳食服務 ⁽¹⁾ Accommodation and food services	5 759	6 490	7 575	+31.5	+16.7
J 資訊及通訊 Information and communications	2 286	2 781	3 016	+31.9	+8.5
K 金融及保險 ⁽¹⁾ Financing and insurance	5 527	5 775	6 584	+19.1	+14.0
L 地產 Real estate	3 723	4 181	4 339	+16.5	+3.8
M & N 專業及商用服務 ⁽¹⁾ Professional and business services	6 751	7 068	7 615	+12.8	+7.7
P – S 社會及個人服務 ⁽¹⁾ Social and personal services	17 566	21 372	26 269	+49.5	+22.9
以上行業主類總計 ⁽¹⁾ Total of industry sections above	54 558	62 498	74 838	+37.2	+19.7 (+14.7)

註釋：(1) 數字只涉及有關統計調查所包括的行業，詳情請參閱第20頁的「註釋」。

Notes: Figures relate only to those industries covered. Please refer to the “Notes” on page 20 for details.

(2) 括號內的數字是經季節性調整後的變動百分率數字（詳細的數據請參閱第61頁表12），有關的數列會因應最新數據的趨勢而定期調整。
Figures in brackets denote percentage changes compiled on a seasonally adjusted basis. More details are given in Table 12 on page 61. They are subject to routine revision when more up-to-date figures become available.

*** 為使個別機構單位所提供的資料得以保密，數據不予公布。
Data are not released in order to safeguard confidentiality of information provided by individual establishments.

∞ 請參閱2022年9月號的《建築地盤就業及空缺按季統計報告》內第V部分的「統計調查局限」。
Please refer to “Limitations of the Survey” in Part V of the *Quarterly Report of Employment and Vacancies at Construction Sites, September 2022*.

2.4 在2022年9月的74 838個職位空缺（公務員職位空缺除外）中，大部分屬於四個主要職業組別，即「專業人員」、「輔助專業人員」、「服務及銷售人員」和「非技術工人」。按主要職業組別劃分的2022年9月職位空缺數目與2021年9月及2022年6月的數字比較詳列於下表。（用作分析職位空缺統計數字的職業分類方法已由2022年3月起更新。詳情請參閱第3.14及3.31段。）

2.4 Of the 74 838 vacancies (other than those in the civil service) in September 2022, the majority were recorded in four major occupation groups, viz. “professionals”, “associate professionals”, “service and sales workers”, and “elementary occupations”. A comparison of the vacancies figures for September 2022 with those for September 2021 and June 2022, broken down by major occupation group, is detailed in the following table. (The occupation classification for analysing vacancies statistics has been enhanced starting from March 2022. For more details, please refer to paragraphs 3.14 and 3.31.)

表丙 按主要職業組別劃分的職位空缺數目（公務員除外）
Table C Number of vacancies (other than those in the civil service) analysed by major occupation group

主要職業組別 Major occupation group	職位空缺數目 ⁽¹⁾ No. of vacancies			變動百分率 (%) Percentage change (%)	
	2021年9月 Sep 2021	2022年6月 Jun 2022	2022年9月 Sep 2022	2022年9月與 2021年9月比較 Sep 2022 over Sep 2021	2022年9月與 2022年6月比較 Sep 2022 over Jun 2022
經理 Managers	2 849	3 598	3 584	+25.8	-0.4
專業人員 Professionals	9 475	12 135	14 889	+57.1	+22.7
輔助專業人員 Associate professionals	12 691	11 704	14 100	+11.1	+20.5
文書支援人員 Clerical support workers	4 362	6 026	6 555	+50.3	+8.8
服務及銷售人員 Service and sales workers	15 551	19 565	24 751	+59.2	+26.5
工藝及有關人員 Craft and related workers	2 211	2 398	2 347	+6.2	-2.1
機台及機器操作員及裝配員 Plant and machine operators and assemblers	998	1 147	1 454	+45.7	+26.8
漁農業熟練工人 Skilled agricultural and fishery workers	114	143	160	+40.4	+11.9
非技術工人 Elementary occupations	6 307	5 782	6 998	+11.0	+21.0
總計 Total	54 558	62 498	74 838	+37.2	+19.7

註釋：(1) 數字只涉及有關統計調查所包括的行業，詳情請參閱第20頁的「註釋」。

Note: Figures relate only to those industries covered. Please refer to the “Notes” on page 20 for details.

經季節性調整的就業人數及職位空缺數目

2.5 就業人數及職位空缺數目按3個月的變動會受到季節性因素影響。經季節性調整後的數列，才可進行較有意義的分析。按新的「香港標準行業分類2.0版」編製經季節性調整的就業人數和職位空缺數目的數列，可追溯至2000年3月。表11及表12分別載列選定行業主類內經季節性調整的就業人數及職位空缺數字按3個月的變動百分率。

2.6 經季節性調整後，2022年9月統計調查所涵蓋行業主類的就業人數及職位空缺數目為2 685 070人及72 243個，較2022年6月分別上升0.2%及14.7%。由去年同期起經季節性調整的就業人數和職位空缺數目及其按3個月的變動百分率載列於下表。

Seasonally adjusted figures of persons engaged and vacancies

2.5 Changes in the number of persons engaged and vacancies over a 3-month period are affected by seasonal factors. More meaningful analysis of such changes can be conducted by using seasonally adjusted figures. The seasonally adjusted data series for persons engaged and vacancies in HSIC V2.0 can be dated back to March 2000. Percentage changes of the seasonally adjusted employment and vacancies figures over the 3-month period in selected industry sections are shown in Table 11 and Table 12 respectively.

2.6 The seasonally adjusted employment and vacancies figures for all the industry sections surveyed in September 2022 were 2 685 070 and 72 243, showing increases of 0.2% and 14.7% respectively over June 2022. The seasonally adjusted figures of persons engaged and vacancies since the same period of last year and their 3-month percentage changes are given in the table below.

表D 經季節性調整的就業人數及職位空缺數目按3個月的變動（公務員除外）
Table D Changes over 3-month period of the seasonally adjusted figures of persons engaged and vacancies (other than those in the civil service)

		就業人數 ⁽¹⁾ Persons engaged				職位空缺數目 ⁽¹⁾ Vacancies			
		未經季節性 調整的數字 Seasonally unadjusted figure	經季節性 調整的數字 ⁽²⁾ Seasonally adjusted figure	按3個月的變動百分率(%) Percentage change over 3-month period (%)		未經季節性 調整的數字 Seasonally unadjusted figure	經季節性 調整的數字 ⁽²⁾ Seasonally adjusted figure	按3個月的變動百分率(%) Percentage change over 3-month period (%)	
年 Year	月 Month			未經季節性 調整 Seasonally unadjusted	經季節性 調整 Seasonally adjusted			未經季節性 調整 Seasonally unadjusted	經季節性 調整 Seasonally adjusted
2021	9	2 715 514	2 714 710	+0.3	+0.1	54 558	52 909	+20.1	+15.7
	12	2 722 869	2 712 964	+0.3	-0.1	60 980	61 146	+11.8	+15.6
2022	3	2 680 528	2 686 221	-1.6	-1.0	53 696	54 963	-11.9	-10.1
	6	2 673 222	2 678 872	-0.3	-0.3	62 498	62 978	+16.4	+14.6
	9	2 686 859	2 685 070	+0.5	+0.2	74 838	72 243	+19.7	+14.7

註釋：(1) 數字只涉及有關統計調查所包括的行業，詳情請參閱第20頁的「註釋」。

Notes: Figures relate only to those industries covered. Please refer to the "Notes" on page 20 for details.

(2) 經季節性調整的數列會因應最新數據的趨勢而定期調整。

The seasonally adjusted data series are subject to routine revision when more up-to-date figures become available.

III. 統計表

註釋

3.1 本報告所發表的按行業分類統計數字是以「香港標準行業分類2.0版」為依據，這分類以聯合國的《所有經濟活動的國際標準行業分類修訂本第4版》（國際標準行業分類）為基礎，因應本地經濟的行業結構而釐定。「香港標準行業分類2.0版」的架構有五個層次，每層次的名稱如下：

香港標準行業

分類 2.0 版層次	編碼	名稱
第一層	1 位字母	行業主類
第二層	2 位數字	行業大類
第三層	3 位數字	行業中類
第四層	4 位數字	行業小類
第五層	6 位數字	行業小分類

在1991年3月以前所發表的就業人數及職位空缺統計數字，是以「國際標準行業分類」修訂版分類。1991年3月至2008年12月期間，有關統計數字是以「香港標準行業分類」（於2001年修訂為1.1版）3位數字及選定4/6位數字的行業分類發表。由2009年3月起，這些統計數字則以「香港標準行業分類2.0版」2位數字及選定3/4/6位數字發表。使用數據時必須注意，由於個別行業涵蓋範圍的差異，在某些情況下，按上述四個不同行業分類而編製的就業人數及職位空缺統計數字，並不能直接作比較。就「香港標準行業分類2.0版」與「香港標準行業分類1.1版」所分別編製的統計數字作比較，可參閱政府統計處網站內的《「香港標準行業分類2.0版」與「香港標準行業分類1.1版」的對照》，網址為：www.statistics.gov.hk/pub/B2XX00182008XXXXB0800.pdf。

III. Statistical Tables

Explanatory notes

3.1 The industry breakdowns of statistics shown in this report are based on the HSIC V2.0, which is modelled on the United Nations' *International Standard Industrial Classification of All Economic Activities Revision 4* (ISIC Rev. 4), with adaptation for the industrial structure of the local economy. The HSIC V2.0 adopts a hierarchical structure with five different levels labelled as follows:

HSIC V2.0 level	Codes	Description
1st	1-alphabet	Industry section
2nd	2-numeral	Industry division
3rd	3-numeral	Industry group
4th	4-numeral	Industry class
5th	6-numeral	Industry sub-class

Prior to March 1991, breakdowns of employment and vacancies statistics by industry were published according to an adapted version of ISIC. During March 1991 to December 2008, such statistics were published at 3-digit and selected 4/6-digit levels in HSIC (revised and renamed as Version 1.1 since 2001). Since March 2009, these statistics have been published at 2-numeral and selected 3/4/6-numeral code levels of HSIC V2.0. It should be noted that on some occasions, breakdowns of employment and vacancies statistics under the above-mentioned four industrial classifications are not strictly comparable due to the changes in coverage of individual industries. For comparison of statistics under HSIC V2.0 against those under HSIC Version 1.1, users may refer to the publication *Concordances between Hong Kong Standard Industrial Classification Version 2.0 (HSIC V2.0) and Hong Kong Standard Industrial Classification Version 1.1 (HSIC V1.1)* on the C&SD Website at www.statistics.gov.hk/pub/B2XX00182008XXXXB0800.pdf.

3.2 本報告所載列按行業分類的統計數字主要是根據政府統計處所進行的「僱傭及職位空缺按季統計調查」及「建築地盤就業人數按季統計調查」的結果而編製。這些統計數字的範圍包括下列不同行業主類內大部分主要經濟活動：

行業主類 名稱

B	採礦及採石
C	製造
D及E	電力和燃氣供應及廢棄物管理
F	建造（只包括建築地盤）
G	進出口貿易、批發及零售
H	運輸、倉庫、郵政及速遞服務
I	住宿及膳食服務
J	資訊及通訊
K	金融及保險
L	地產
M及N	專業及商用服務
P – S	社會及個人服務 [▽]

3.3 有關統計調查主要不包括以下行業主類內的經濟活動：

行業主類 不包括的經濟活動

A	農業、林業及漁業（整個行業主類）
F	建造（建築地盤除外）
G	小販及零售攤檔（街市攤檔除外）
H	的士、公共小巴、部分貨車以及港內水上貨運服務
K	貨幣管理機構及非持有商業登記的自僱保險代理
M及N	康樂及運動用品租賃
O	公共行政（整個行業主類）
P – S	宗教組織、作家及其他獨立藝術工作者，以及部分社會及個人服務
T	家庭住戶內部工作活動（整個行業主類）
U	享有治外法權的組織及團體活動（整個行業主類）

▽ 不包括行業主類T「家庭住戶內部工作活動」及U「享有治外法權的組織及團體活動」。

3.2 Statistics by industry breakdown presented in this report are compiled mainly from the results of the SEV and the Site Survey conducted by the C&SD. These statistics cover most of the major economic activities in different industry sections listed below :

Industry

section	Description
B	Mining and quarrying
C	Manufacturing
D & E	Electricity and gas supply, and waste management
F	Construction (sites only)
G	Import/export, wholesale and retail trades
H	Transportation, storage, postal and courier services
I	Accommodation and food services
J	Information and communications
K	Financing and insurance
L	Real estate
M & N	Professional and business services
P – S	Social and personal services [▽]

3.3 The relevant surveys mainly do not cover the economic activities in the following industry sections :

Industry

section	Economic activities not covered
A	Agriculture, forestry and fishing (entire industry section)
F	Construction (other than construction sites)
G	Hawkers and retail pitches (other than market stalls)
H	Taxis, public light buses, part of goods vehicles, and inland freight water transport
K	Monetary authorities and self-employed insurance agents with no business registration
M & N	Renting and leasing of recreational and sports goods
O	Public administration (entire industry section)
P – S	Religious organisations, authors and other independent artists, and some social and personal services
T	Work activities within domestic households (entire industry section)
U	Activities of extraterritorial organisations and bodies (entire industry section)

▽ Excluding industry sections T “Work activities within domestic households” & U “Activities of extraterritorial organisations and bodies”.

3.4 由於有關統計調查未能全面包括某些行業主類（「香港標準行業分類2.0版」行業主類中的F、G、H、K、M、N及P-S主類）當中所有行業，因此本報告內有關這些行業主類及總計的數字並不代表這些行業主類及整個勞工市場的全面情況。分析這些數字時應謹記此點。

3.5 由於行業分類的改變，「僱傭及職位空缺按季統計調查」在採用「香港標準行業分類2.0版」後，可能不再包括一些原先根據「香港標準行業分類1.1版」的選定行業所涵蓋的機構單位，而亦可能包括原先並未涵蓋的機構單位。有關統計調查涵蓋範圍的轉變，請參閱附錄甲。有關個別行業的詳細涵蓋範圍，請參閱《香港標準行業分類2.0版》。

3.6 本報告的機構單位數目是指在統計日期從事經濟活動並有一人或以上就業人士的經濟單位。就業人數及職位空缺數目統計數字是指3月、6月、9月及12月底的情況。

3.7 本報告所發表的統計數字，是根據在《普查及統計條例》監管下進行的統計調查所搜集的資料而編製。根據《普查及統計條例》的規定，除個別機構單位的名稱、地址、業務類別及僱員人數等四項資料可提供給公眾人士參考外，政府統計處對被訪者所提供的個別機構單位資料將予以絕對保密。這條例更要求政府統計處不能發表可引致個別單位資料被推算出來的有關整體統計數字（例如對於只有很少機構單位的細行業，透露其總體統計數字可能令其中個別機構單位的情況給推算出來）。在這情況下，有關數據通常會合併為較大的整體資料才發表，從而避免個別機構單位的資料給推算出來。在某些情況下，這些統計數據更可能不會向外公布。

3.8 本報告中的所有統計表都採用下列簡寫和符號：

- 不適用

3.4 Owing to the incomplete survey coverage in respect of some industry sections (namely, industry sections F, G, H, K, M, N and P-S under HSIC V2.0), figures for them and the total figures in this report are not meant to represent the overall situation of these industry sections and the entire labour market respectively. This should be borne in mind when interpreting the respective figures.

3.5 It should be noted that some establishments in selected industries originally covered in SEV under HSIC Version 1.1 may not be included in the SEV due to the change in industrial classification, and vice versa after the implementation of HSIC V2.0. For major changes in the coverage of SEV, please refer to Appendix A. For details of the coverage of individual industries, please refer to the publication *Hong Kong Standard Industrial Classification Version 2.0*.

3.6 Statistics on the number of establishments in this report refer to those undertakings which carry out economic activities and have one or more persons engaged as at the survey reference date. Statistics on the number of persons engaged and vacancies refer to the situation at the end of March, June, September and December.

3.7 Statistics published in this report are based on the information collected in surveys which are governed by the Census and Statistics Ordinance. The Ordinance requires the C&SD to safeguard the confidentiality of information supplied by respondents in respect of individual establishments, with the exception of four data items, viz. the name, address, type of business and number of employees of individual establishments, which can be provided to the general public. Application of the Ordinance goes further to require the C&SD not to disseminate aggregate statistics where information on individual entities can be deduced through reasonable means (e.g. statistical data in regard to a small industry with very few establishments, if released, may enable the particulars about a certain establishment to be deduced). In such cases, relevant items of data are normally merged into a more aggregate form for release so that such deduction cannot be made. On some occasions, the piece of statistical data in question may have to be suppressed from release.

3.8 The following abbreviations and symbols are used in the tables throughout this report :

- not applicable

*** 為使個別機構單位所提供的資料得以保密，數據不予公布

*** data not released in order to safeguard confidentiality of information provided by individual establishments

n.e.c. not elsewhere classified

用語及定義

3.9 在一般行業主類中，「僱傭及職位空缺按季統計調查」的訪問對象是機構單位。*機構單位*[△]是指在單一擁有權或控制權下，在單一地點從事一種或主要從事一種經濟活動的經濟單位，例如個別工廠、工場、零售店或辦公室。至於公務員類別，則是以 *政府決策局／部門* 為統計單位。「*建築地盤就業人數按季統計調查*」以建築地盤為訪問單位。*建築地盤*是指一個劃定的地點，而在該地點內正在進行一個或多個階段的建造工程。

3.10 就一般的機構單位而言，*就業人數*（公務員除外）包括：

- (i) 於統計日期工作最少1小時及經常參與機構單位業務的東主、合夥人，以及與東主或合夥人有親屬關係並在機構單位工作而無正薪的人士；
- (ii) 於統計日期向機構單位直接支取薪酬的全職受薪僱員，以及有限公司的在職董事，其中包括長期或臨時聘用的，無論這些僱員正在本港或其他地方工作或暫時缺勤（即正在放病假、分娩假、年假、事假的工人及罷工者）；以及
- (iii) 在統計日期工作最少1小時的兼職僱員，以及夜班或輪班的僱員。

3.11 *公務員*是指在統計日期，按公務員聘用條件受僱的人員。廉政公署人員、司法人員、駐香港以外地區的香港經濟貿易辦事處在當地聘請的人員，以及其他政府僱員如非公務員合約僱員，並不包括在內。請同時參閱以下第3.18段。

△ 倘在同一管理下有關不同活動或不同地點的個別數字並不齊備，則合併的資料亦予接納。在這情況下，該填報單位視為一個機構單位。

Terms and definitions

3.9 For the industry sections covered by the SEV, the unit of enquiry is an establishment. An *establishment*[△] is defined as an economic unit which engages, under a single ownership or control, in one or predominantly one kind of economic activity at a single physical location, e.g. an individual factory, workshop, retail shop or office. For the civil service, the unit of enquiry is a *government bureau/department*. For the Site Survey, the unit of enquiry is a construction site. A *construction site* is defined as a demarcated locality where one or more stages of construction work are being carried on.

3.10 For establishments outside the civil service, *persons engaged* include :

- (i) individual proprietors, partners and persons having family ties with any of the proprietors or partners and working in the establishment without regular pay, who are actively engaged in the work of the establishment for at least 1 hour on the survey reference date;
- (ii) full-time salaried personnel/employees directly paid by the establishment and working directors of limited companies, both permanent and temporary, who are either at work (whether or not in Hong Kong) or temporarily absent from work (viz. those on sick leave, maternity leave, annual vacation or casual leave, and on strike) on the survey reference date; and
- (iii) part-time employees and employees on night/irregular shifts working for at least 1 hour on the survey reference date.

3.11 *Civil servants* refer to persons who are employed on civil service terms of appointment as at the survey reference date. Independent Commission Against Corruption officers, judicial officers, locally engaged staff working in the Hong Kong Economic and Trade Offices outside Hong Kong, and other government employees like Non-Civil Service Contract staff are excluded. Please also see paragraph 3.18 below.

△ Where separate figures relating to different activities or different locations under the same management are not available, a combined return is accepted. In this case, the reporting unit is treated as an establishment.

3.12 **建築地盤工人** 是指在統計日期受僱於建築地盤工作的熟練技工、半熟練技工及普通工人。地盤工人可以由主要承建商直接僱用或由分判承建商或工頭僱用在建築地盤工作。

3.13 **職位空缺** 是指在統計日期正懸空並須要立刻填補，而機構單位亦正積極進行招聘以填補的職位空缺。建築地盤的職位空缺數目只包括地盤工人的空缺。

3.14 **職業** 是指所執行工作的類別、職責的性質及主要職務。在2012年3月以前，用作分析職位空缺統計數字的分類基本上以「國際標準職業分類法1988年版」中的主要組別為藍本，並因應香港的情況而編訂。2012年3月至2021年12月期間，職位空缺統計數字是根據一套大致以「國際標準職業分類法2008年版」為藍本而編訂的職業分類方法編製。由於這兩套分類方法在最高層次上只有相對輕微的改動，因此以這兩套分類方法編製的統計數字大致可作比較。由2022年3月起，政府統計處已更新有關職業分類方法，使其更為貼近「國際標準職業分類法2008年版」。為方便作出比較，按新修訂的職業分類劃分的職位空缺統計數字已作出後向估計至2016年3月的統計期。

注意事項

3.15 由1996年3月開始，政府統計處進行「有關職位空缺的補充統計調查」以搜集職位空缺特徵的詳細資料。由1999年3月開始，本處已將該項統計調查併入同期進行的「僱傭及職位空缺按季統計調查」及「建築地盤就業人數按季統計調查」。

3.16 由1999年3月的統計調查開始，有關點算**就業人數**（包括在職東主、在職合夥人、無酬家屬幫工及受薪僱員）的工作時數定義由原有的「在統計日期工作最少3小時」改為「在統計日期工作最少1小時」。根據一項在1999年3月進行的特別研究調查所得，是項更改使該季統計調查所涵蓋行業的就業人數微升14 200人，約為總數的0.6%。

3.12 *Manual workers at construction sites* refer to skilled, semi-skilled and general workers working at those sites on the survey reference date. Manual workers are either directly employed by the main contractors, or being called upon by sub-contractors or gangers to work at the construction sites.

3.13 *Vacancies* refer to unfilled job openings which are immediately available, and for which active recruitment steps are being taken on the survey reference date. However, vacancies at construction sites include only those vacancies of manual workers.

3.14 *Occupation* refers to the kind of work, nature of duties and main tasks to be performed for a specific job. Prior to March 2012, the classification used in analysing vacancies statistics basically followed the major groups of the International Standard Classification of Occupations 1988 (ISCO-88) with local adaptation for Hong Kong. From March 2012 up to December 2021, the vacancies statistics were compiled based on the classification which was broadly modelled on the ISCO 2008 (ISCO-08). As the changes between these two classifications at the top level are relatively minor, figures compiled based on these two classifications are broadly comparable. Starting from March 2022, the occupation classification scheme has been enhanced to follow the ISCO-08 more closely, with the vacancies statistics based on the revised occupation classification backcasted to the reference period of March 2016 to facilitate comparison.

Notes in reading the tables

3.15 In March 1996, the Supplementary Survey of Job Vacancies (SSJV) was launched to collect additional information on detailed characteristics of job vacancies. Starting from March 1999, the SSJV, which was previously conducted in parallel with the SEV and the Site Survey, has been subsumed in the latter two surveys.

3.16 Starting from the March 1999 round of survey, the rule for counting the number of *persons engaged* (which include working proprietors, active business partners, unpaid family workers and paid employees) has been changed from the previous definition of “working for at least 3 hours” to a new definition of “working for at least 1 hour”. Some 14 200 persons engaged were thus additionally included, accounting for 0.6% of the total employment of all the industries surveyed in March 1999. The findings were based on a one-off study in that quarter.

3.17 由1999年3月開始，「就業及空缺按季統計調查」的中文名稱更改為「僱傭及職位空缺按季統計調查」。

3.18 由1999年6月的統計期起，公務員的定義有輕微修訂，司法機構內的法官及司法人員並不納入公務員涵蓋範圍內。

3.19 為更符合第 3.13 段有關職位空缺的概念，公務員職位空缺的定義從 1999 年 6 月的統計期起修訂為不包括將予刪除的職位空缺及由臨時僱員或其他職級人員暫代的職位空缺。修訂後的統計數字追溯至 1996 年 3 月的統計期。

3.20 此外，公務員職位空缺的定義亦已根據在隨後不同時段推行的公務員政策作出修訂：

- (i) 從2005年3月的刊號開始，公務員職位空缺是指某些決策局及部門因應人力需求而獲准豁免暫停公開招聘並作出有限度公開招聘的懸空職位。暫停公開招聘公務員的政策在2003年4月1日至2007年3月31日期間實施。
- (ii) 隨着非自願退休計劃職系暫停公開招聘人員規定的安排於2007年4月1日撤銷，從2007年6月的統計期起，公務員職位空缺是指（甲）非自願退休計劃職系的職位空缺，即不包括將予刪除的職位空缺及由臨時僱員或其他職級人員暫代的職位空缺，以及（乙）已獲准豁免暫停公開招聘規定的自願退休計劃職系的職位空缺。
- (iii) 隨着自願退休計劃職系暫停公開招聘人員規定的安排於2008年3月21日撤銷，從2008年3月的統計期起，公務員職位空缺是指不包括將予刪除的職位空缺及由臨時僱員或其他職級人員暫代的職位空缺。

3.17 Starting from March 1999, the Chinese version of the survey name of the SEV has been changed.

3.18 A minor revision has been made on the statistical definition of civil servants since the statistical month of June 1999, whereby judges and judicial officers in the Judiciary are excluded from the coverage of civil servants.

3.19 For closer conformity with the vacancy concept set out in paragraph 3.13 above, the definition of civil service vacancies has been revised starting from the statistical month of June 1999, such that civil service vacancies having arisen from posts pending deletion and posts held by temporary staff or reserved for other staff are excluded. Revision of the statistics has been backdated to the statistical month of March 1996.

3.20 Since then, the definition of civil service vacancies has been further revised in accordance with the different civil service policies implemented in different periods :

- (i) Starting from the issue of March 2005, civil service vacancies refer to unfilled posts in those bureaux and departments to which exemptions from the open recruitment freeze have been granted such that they may conduct limited number of open recruitment exercises having regard to their manpower requirements. The general open recruitment freeze to the civil service was imposed from 1 April 2003 to 31 March 2007.
- (ii) Following the lifting of the general civil service open recruitment freeze for grades that are not subject to voluntary retirement (VR) with effect from 1 April 2007, civil service vacancies as from the statistical month of June 2007 refer to (a) the vacancies for non-VR grades, i.e. vacancies net of posts pending deletion and posts held by temporary staff or reserved for other staff; and (b) the vacancies for VR grades for which exemptions from the open recruitment freeze have been granted.
- (iii) Following the lifting of the open recruitment freeze imposed for VR grades with effect from 21 March 2008, civil service vacancies as from the statistical month of March 2008 refer to the vacancies net of posts pending deletion and posts held by temporary staff or reserved for other staff.

3.21 本報告前稱《就業、空缺及薪金總額按季統計報告》，由2000年3月的刊號開始改稱為《就業及空缺按季統計報告》。而薪金總額統計數字則刊載於另一統計報告《工資及薪金總額按季統計報告》。如對薪金總額統計數字感興趣，可參閱該季刊。

3.22 在2001年12月以前，公務員人數及有關職位空缺數目是指1月、4月、7月及10月初的情況。

3.23 為簡化搜集數據的程序及減輕回應負擔，有關職位空缺的詳細資料已停止搜集。因此，由2003年3月統計期開始，本報告不會發表有關按技能水平劃分的職位空缺數字。

3.24 由2003年3月的統計調查開始，「建築地盤就業人數按季統計調查」的涵蓋範圍已擴大至包括機電工人；此外，公營建築地盤的涵蓋範圍更擴大至包括機電工程署及環境保護署轄下的建築地盤。上述新增的涵蓋範圍，在2004年3月的統計調查帶來了新增14個建築地盤及3 320名建築地盤工人，分別佔所有建築地盤有關總數的1.5%及5.3%，而有關的職位空缺數目則沒有改變。

3.25 由2005年6月的刊號起，本報告內發表的統計數字涵蓋了建築署轄下「學校改善工程計劃」的建築項目。修訂後的統計數字追溯至2003年3月的統計期。在2005年6月統計期內，「學校改善工程計劃」僱用1 681名建築地盤工人，佔所有建築地盤工人總數的2.8%。

3.26 政府統計處不時就「香港標準行業分類」作出檢視，以反映香港經濟產業結構的變化和新興的經濟活動。「香港標準行業分類1.1版」於2001年推行，為了使「香港標準行業分類」更能反映本地經濟活動的最新情況，並加強官方統計數字的國際可比性，以便利不同的使用者，「香港標準行業分類」在2008年曾全面作出修

3.21 With effect from the issue of March 2000, this publication has been re-titled as *Quarterly Report of Employment and Vacancies Statistics*. Previously this report was called *Quarterly Report of Employment, Vacancies and Payroll Statistics*. The payroll statistics are separately published in another report entitled *Quarterly Report of Wage and Payroll Statistics*. Users interested in payroll statistics may refer to that quarterly publication.

3.22 Prior to December 2001, figures on the number of civil servants and civil service vacancies referred to the position as at the beginning of January, April, July and October.

3.23 To simplify the data collection process and to reduce response burden, detailed information on reported vacancies are not collected any more. As a result, figures on number of vacancies analysed by skill level are no longer published as from the March 2003 round of SEV.

3.24 Starting from the March 2003 round, the survey coverage of the Site Survey has been expanded to include electrical and mechanical manual workers. Moreover, the coverage of public sector sites has been expanded to include those sites under the charge of the Electrical and Mechanical Services Department and the Environmental Protection Department. For the reference period of March 2004, the expanded coverage has added some 14 sites and 3 320 manual workers, accounting for 1.5% and 5.3% of the respective totals in all construction sites. No change has been incurred in the number of vacancies.

3.25 With effect from the issue of June 2005, the figures published in this report have included construction works under the School Improvement Programme of the Architectural Services Department. Revision of the figures has been backdated to the statistical month of March 2003. For the reference period of June 2005, the School Improvement Programme engaged 1 681 manual workers, accounting for 2.8% of manual workers in all construction sites.

3.26 The HSIC has been reviewed from time to time to reflect significant changes in the structure of the Hong Kong economy and the emergence of new economic activities. HSIC Version 1.1 was implemented in 2001 and in order to bring HSIC more up-to-date on local economic activities as well as to foster international comparability of official statistics for different users, a full-scale revision exercise was completed in 2008. The

訂。本報告由2009年開始採用於2008年10月公布經修訂的「香港標準行業分類」（即「香港標準行業分類2.0版」）。有關修訂「香港標準行業分類」的詳情，可參考刊載於《香港統計月刊》2008年11月號題為“修訂「香港標準行業分類」”的專題文章。

3.27 因應行業分類的改變，由2009年3月統計期開始，「僱傭及職位空缺按季統計調查」擴展了涵蓋範圍，增加了部分行業所包括的經濟活動。有關行業是在「香港標準行業分類2.0版」行業主類H「運輸、倉庫、郵政及速遞服務」、N「行政及支援服務」及P-S「社會及個人服務」內。新增加的經濟活動包括在行業H 502101「持牌及專營渡輪服務」、H 522202「中流作業」、H 522903「陸路貨運代理服務」、N 813000「園境護理及綠化服務」，以及R 901000 – S 960900「藝術、娛樂及康樂活動」及「其他服務」的雜項內。根據2009年3月統計調查所得，有關變動使該統計期的機構單位數目增加約1 000間（包括H主類約760間，N主類約20間及P-S主類約220間）、就業人數共增加約5 000人（包括H主類約3 750人，N主類約300人及P-S主類約950人）及職位空缺數目增加約10個，分別佔整體數字的0.33%、0.20%及0.04%。

3.28 由2009年6月的統計期開始，行業主類K「金融及保險」的統計數字，已因應「香港標準行業分類2.0版」所作的改變（即行業小分類K 643000「受託人及保管人」改為K 661902）而稍作修改。按「香港標準行業分類2.0版」編製的統計數列亦因此而作出相應的修訂。

3.29 由2006年3月的統計調查開始，「僱傭及職位空缺按季統計調查」的樣本規模從約55 000間機構單位縮減至大約32 000間，並由2009年3月的統計調查開始，再縮減至大約24 000間。統計調查的抽樣設計已相應地修改，以便繼續提供較重要行業的詳細就業及職位空缺的統計數字。

revised HSIC, i.e. HSIC V2.0, released in October 2008 has been adopted in this report starting from 2009. Users may refer to the feature article entitled “Revision of the Hong Kong Standard Industrial Classification” published in the November 2008 issue of the *Hong Kong Monthly Digest of Statistics* for more details on the revision of HSIC.

3.27 Starting from March 2009 round of the SEV, the survey coverage has been expanded to include more economic activities in some of the industries due to the change in industrial classification. The industries concerned are in industry section H Transportation, storage, postal and courier services, industry section N Administrative and support services and industry sections P-S Social and personal services of HSIC V2.0. The economic activities newly covered are included in the industries H 502101 “Licensed and franchised ferry services”, H 522202 “Mid-stream operation”, H 522903 “Land cargo forwarding services”, N 813000 “Landscape care and greenery services” as well as some miscellaneous industries in “Arts, entertainment and recreation” and “Other services” in R 901000 – S 960900. As a result of the change in coverage, some 1 000 establishments (760 in industry section H, 20 in industry section N and 220 in industry sections P-S) with a total of around 5 000 persons engaged (3 750 in industry section H, 300 in industry section N and 950 in industry sections P-S) and 10 vacancies in the private sector were additionally included, accounting for 0.33%, 0.20% and 0.04% of the respective totals of all the industry sections surveyed in March 2009.

3.28 Starting from June 2009 round of the SEV, statistics of industry section K Financing and insurance have been slightly amended due to the re-classification of activities of HSIC V2.0 (K 643000 “Trustees and custodians” being recoded as K 661902). Relevant amendment has been made accordingly to the series of statistics under HSIC V2.0.

3.29 The sample size of the SEV has been reduced from about 55 000 establishments to around 32 000 establishments in the March 2006 round of the survey and then to around 24 000 establishments in the March 2009 round. Correspondingly, changes to the sample design have been made so that the employment and vacancies statistics are continued to be made available at detailed levels for the more important industries.

以新行業分類劃分的就業及職位空缺統計數字的後向估計數列

3.30 政府統計處就2008統計年度進行的「僱傭及職位空缺按季統計調查」所涵蓋的機構單位，已按其行業組別採用並行編碼（即一套編碼按「香港標準行業分類1.1版」，而另一套則按「香港標準行業分類2.0版」）。根據新舊系統並行分類的2008年數據，以「香港標準行業分類2.0版」為基礎的一系列就業及職位空缺統計數字已作出後向估計至2000年3月的統計期。有關數字可在本處網站下載（網址：www.censtatd.gov.hk/tc/scode452.html）。

以新職業分類劃分的職位空缺統計數字的後向估計數列

3.31 因應2022年3月開始採用新修訂的職業分類方法，政府統計處於2016年度至2021年度進行的「僱傭及職位空缺按季統計調查」及「建築地盤就業人數按季統計調查」搜集所得的職位空缺數據，已按所屬的主要職業組別採用並行編碼（即一套編碼按大致以「國際標準職業分類法2008年版」為藍本的分類方法作為分類標準，而另一套則按更為貼近「國際標準職業分類法2008年版」的分類方法作為分類標準）。為方便作出比較，按新修訂的職業分類劃分的職位空缺統計數字已作出後向估計至2016年3月的統計期。按新職業分類劃分的後向估計數列及按舊有職業分類劃分的相應數列，可在本處網站下載（網址：[www.censtatd.gov.hk/FileManager/TC/ISCO08/B1050003Table10\(Occ\)C.xlsx](http://www.censtatd.gov.hk/FileManager/TC/ISCO08/B1050003Table10(Occ)C.xlsx)）。

Backcasted series of employment and vacancies statistics in new industrial classification

3.30 Parallel coding of the industry classes of establishments covered in the SEV, i.e. one being under HSIC Version 1.1 and the other under HSIC V2.0, was undertaken in the survey rounds of the reference year of 2008. Based on the 2008 survey data with dual classifications, the series of employment and vacancies statistics under HSIC V2.0 has been backcasted to the reference period of March 2000. The revised statistics can be downloaded from the website of C&SD (www.censtatd.gov.hk/en/scode452.html).

Backcasted series of vacancies statistics in new occupation classification

3.31 Parallel coding of the major occupation groups of the vacancies data collected in the SEV and the Site Survey, i.e. using the one under the classification broadly modelled on the ISCO-08 and the other under the classification following the ISCO-08 more closely, was undertaken in the survey rounds of the reference years of 2016 to 2021 prior to the adoption of the revised occupation classification starting from March 2022. Vacancies statistics based on the revised occupation classification have been backcasted to the reference period of March 2016 to facilitate comparison. The series of backcasted statistics based on the revised occupation classification and the corresponding series based on the previous occupation classification can be downloaded from the website of C&SD ([www.censtatd.gov.hk/FileManager/EN/ISCO08/B1050003Table10\(Occ\)E.xlsx](http://www.censtatd.gov.hk/FileManager/EN/ISCO08/B1050003Table10(Occ)E.xlsx)).

[此頁特意留為空白]

[This page is intentionally left blank]

表 1 公務員人數及有關職位空缺數目
Table 1 Number of civil servants and civil service vacancies

年 Year	月 Month	就業人數 No. of persons engaged			職位空缺數目 ⁽¹⁾ No. of vacancies
		男性 Male	女性 Female	總計 Total	
2021	9	107 810	68 596	176 406	15 962 (8.3)
	12	107 985	68 633	176 618	15 983 (8.3)
2022	3	107 757	68 487	176 244	16 802 (8.7)
	6	107 138	68 012	175 150	17 485 (9.1)
	9	106 557	67 487	174 044	18 228 (9.5)

註釋： 括號內的數字是指職位空缺率，其定義為職位空缺數目相對於「就業機會」（即就業人數與職位空缺數目的總和）的百分比。

Notes: Figures in brackets denote the vacancy rate, defined as the ratio (in the form of percentage) of the number of vacancies to the number of “job opportunities” (i.e. the sum of the number of persons engaged and the number of vacancies).

- (1) 有關定義請參閱第 III 部分 3.19 及 3.20 段。
Please see paragraphs 3.19 and 3.20 of Part III for definition.

表 2 按行業主類劃分的機構單位數目、就業人數及職位空缺數目（公務員除外）
Table 2 Number of establishments, persons engaged and vacancies (other than those in the civil service) analysed by industry section

年 Year	月 Month	機構單位數目 No. of establishments	就業人數 No. of persons engaged			職位空缺數目 ⁽¹⁾ No. of vacancies
			男性 Male	女性 Female	總計 Total	
行業主類 B：採礦及採石 Industry section B：Mining and quarrying						
2021	9	1	25	1	26	*** (***)
	12	1	24	1	25	*** (***)
2022	3	1	22	1	23	*** (***)
	6	1	21	1	22	*** (***)
	9	1	20	1	21	*** (***)
行業主類 C：製造 Industry section C：Manufacturing						
2021	9	8 496	47 094	31 312	78 406	1 145 (1.4)
	12	8 445	46 088	30 368	76 456	1 351 (1.7)
2022	3	8 416	45 968	29 790	75 758	1 403 (1.8)
	6	8 353	45 818	29 115	74 933	1 638 (2.1)
	9	8 239	45 599	28 792	74 391	1 829 (2.4)
行業主類 D 及 E：電力和燃氣供應及廢棄物管理 Industry sections D & E：Electricity and gas supply, and waste management						
2021	9	434	8 697	2 703	11 400	*** (***)
	12	447	8 496	2 948	11 444	*** (***)
2022	3	455	8 969	2 724	11 693	*** (***)
	6	453	8 845	2 901	11 746	*** (***)
	9	460	9 012	2 751	11 763	*** (***)
行業主類 F：建築地盤（只包括地盤工人） ⁽²⁾ Industry section F：Construction sites (manual workers only)						
2021	9	1 680	94 650	11 670	106 320	164 (0.2)
	12	1 647	95 017	11 613	106 630	259 (0.2)
2022	3	1 641	87 462	10 802	98 264	269 (0.3)
	6	1 695	91 197	12 214	103 411	634 (0.6)
	9	1 627	96 930	12 750	109 680	642 (0.6)
行業主類 G：進出口貿易、批發及零售 ⁽³⁾ Industry section G：Import/export, wholesale and retail trades						
2021	9	168 001	330 745	352 880	683 625	8 781 (1.3)
	12	168 468	332 770	358 151	690 921	9 363 (1.3)
2022	3	167 337	331 287	352 232	683 519	6 628 (1.0)
	6	167 310	330 540	349 007	679 547	8 481 (1.2)
	9	167 319	328 290	349 613	677 903	9 109 (1.3)

表 2 (續) 按行業主類劃分的機構單位數目、就業人數及職位空缺數目 (公務員除外)
Table 2 (cont'd) Number of establishments, persons engaged and vacancies (other than those in the civil service) analysed by industry section

年 Year	月 Month	機構單位數目 No. of establishments	就業人數 No. of persons engaged		總計 Total	職位空缺數目 ⁽¹⁾ No. of vacancies
			男性 Male	女性 Female		
部分行業主類 G：進出口貿易及批發 <i>Part of industry section G：Import/export trade and wholesale</i>						
2021	9	104 716	231 842	203 235	435 077	4 072 (0.9)
	12	104 593	231 613	207 887	439 500	4 089 (0.9)
2022	3	104 311	234 050	204 235	438 285	2 915 (0.7)
	6	103 976	234 340	200 411	434 751	3 603 (0.8)
	9	103 705	230 968	201 712	432 680	4 114 (0.9)
部分行業主類 G：零售 ⁽³⁾ <i>Part of industry section G：Retail</i>						
2021	9	63 285	98 903	149 645	248 548	4 709 (1.9)
	12	63 875	101 157	150 264	251 421	5 274 (2.1)
2022	3	63 026	97 237	147 997	245 234	3 713 (1.5)
	6	63 334	96 200	148 596	244 796	4 878 (2.0)
	9	63 614	97 322	147 901	245 223	4 995 (2.0)
行業主類 H：運輸、倉庫、郵政及速遞服務 ⁽⁴⁾ <i>Industry section H：Transportation, storage, postal and courier services</i>						
2021	9	10 219	112 108	55 114	167 222	2 580 (1.5)
	12	10 246	110 773	55 266	166 039	3 561 (2.1)
2022	3	10 230	109 971	54 434	164 405	3 549 (2.1)
	6	10 335	109 503	52 967	162 470	3 741 (2.3)
	9	10 372	109 986	54 040	164 026	7 524 (4.4)
行業主類 I：住宿及膳食服務 ⁽⁵⁾ <i>Industry section I：Accommodation and food services</i>						
2021	9	17 938	114 890	139 568	254 458	5 759 (2.2)
	12	18 034	111 344	142 183	253 527	6 959 (2.7)
2022	3	17 838	106 967	133 141	240 108	3 820 (1.6)
	6	18 062	111 781	138 751	250 532	6 490 (2.5)
	9	18 337	113 023	142 567	255 590	7 575 (2.9)
行業主類 J：資訊及通訊 <i>Industry section J：Information and communications</i>						
2021	9	15 362	70 611	37 824	108 435	2 286 (2.1)
	12	15 448	70 440	37 618	108 058	2 463 (2.2)
2022	3	15 472	69 085	38 132	107 217	2 792 (2.5)
	6	15 416	68 808	37 327	106 135	2 781 (2.6)
	9	15 432	68 617	36 682	105 299	3 016 (2.8)

表 2 (續) 按行業主類劃分的機構單位數目、就業人數及職位空缺數目 (公務員除外)
Table 2 (cont'd) Number of establishments, persons engaged and vacancies (other than those in the civil service) analysed by industry section

年 Year	月 Month	機構單位數目 No. of establishments	就業人數 No. of persons engaged			職位空缺數目 ⁽¹⁾ No. of vacancies
			男性 Male	女性 Female	總計 Total	
行業主類 K：金融及保險 ⁽⁶⁾ Industry section K：Financing and insurance						
2021	9	27 932	116 679	123 435	240 114	5 527 (2.3)
	12	28 081	117 064	123 210	240 274	6 159 (2.5)
2022	3	28 080	115 869	120 119	235 988	5 507 (2.3)
	6	28 056	114 608	118 823	233 431	5 775 (2.4)
	9	28 096	114 096	118 410	232 506	6 584 (2.8)
行業主類 L：地產 Industry section L：Real estate						
2021	9	17 725	81 012	61 641	142 653	3 723 (2.5)
	12	17 850	82 630	61 841	144 471	3 980 (2.7)
2022	3	17 884	81 134	62 550	143 684	3 856 (2.6)
	6	17 850	79 487	58 720	138 207	4 181 (2.9)
	9	17 838	80 820	57 670	138 490	4 339 (3.0)
行業主類 M 及 N：專業及商用服務 ⁽⁷⁾ Industry sections M & N：Professional and business services						
2021	9	51 404	195 810	193 396	389 206	6 751 (1.7)
	12	51 705	191 934	195 768	387 702	7 186 (1.8)
2022	3	51 663	193 336	193 592	386 928	7 218 (1.8)
	6	51 659	187 643	191 222	378 865	7 068 (1.8)
	9	51 777	187 847	192 914	380 761	7 615 (2.0)
行業主類 P - S：社會及個人服務 ⁽⁸⁾ Industry sections P - S：Social and personal services						
2021	9	51 936	183 428	350 221	533 649	17 566 (3.2)
	12	52 776	185 488	351 834	537 322	19 429 (3.5)
2022	3	52 602	184 837	348 104	532 941	18 411 (3.3)
	6	53 363	183 050	350 873	533 923	21 372 (3.8)
	9	54 329	185 479	350 950	536 429	26 269 (4.7)

表 2 (續) 按行業主類劃分的機構單位數目、就業人數及職位空缺數目 (公務員除外)
Table 2 (cont'd) Number of establishments, persons engaged and vacancies (other than those in the civil service) analysed by industry section

年 Year	月 Month	機構單位數目 No. of establishments	就業人數 No. of persons engaged			職位空缺數目 ⁽¹⁾ No. of vacancies
			男性 Male	女性 Female	總計 Total	
以上行業主類總計 ⁽⁹⁾ Total of industry sections above						
2021	9	371 128	1 355 749	1 359 765	2 715 514	54 558 (2.0)
	12	373 148	1 352 068	1 370 801	2 722 869	60 980 (2.2)
2022	3	371 619	1 334 907	1 345 621	2 680 528	53 696 (2.0)
	6	372 553	1 331 301	1 341 921	2 673 222	62 498 (2.3)
	9	373 827	1 339 719	1 347 140	2 686 859	74 838 (2.7)

- 註釋: (1) 括號內的數字是指職位空缺率，其定義為職位空缺數目相對於「就業機會」（即就業人數與職位空缺數目的總和）的百分比。
Notes: Figures in brackets denote the vacancy rate, defined as the ratio (in the form of percentage) of the number of vacancies to the number of “job opportunities” (i.e. the sum of the number of persons engaged and the number of vacancies).
- (2) 建築地盤的機構單位數目是指地盤數目，而就業人數及職位空缺數目只包括地盤工人。詳情請參閱第III部分3.9、3.12、3.13、3.24及3.25段。
Establishments in construction sites refer to the number of sites, while persons engaged and vacancies refer to manual workers only. For details, please see paragraphs 3.9, 3.12, 3.13, 3.24 and 3.25 of Part III.
- (3) 統計數字所包括的行業範圍略欠完整，主要由於小販及零售攤檔並不包括在內。
Industrial coverage is slightly incomplete in the present context. Main omissions are hawkers and retail pitches.
- (4) 統計數字所包括的行業範圍不甚完整，主要由於的士、公共小巴、部分貨車以及港內水上貨運服務並不包括在內。
Industrial coverage is rather incomplete in the present context. Main omissions are taxis, public light buses, part of goods vehicles, and inland freight water transport.
- (5) 住宿服務包括酒店、賓館、旅舍及其他提供短期住宿服務的機構單位。
Accommodation services cover hotels, guesthouses, boarding houses and other establishments providing short term accommodation.
- (6) 統計數字所包括的行業範圍略欠完整，主要由於貨幣管理機構及非持有商業登記的自僱保險代理並不包括在內。
Industrial coverage is slightly incomplete in the present context. Main omissions are monetary authorities and self-employed insurance agents with no business registration.
- (7) 統計數字所包括的行業範圍略欠完整，主要由於康樂及運動用品租賃並不包括在內。
Industrial coverage is slightly incomplete in the present context. Main omissions are renting and leasing of recreational and sports goods.
- (8) 統計數字所包括的行業範圍不甚完整，主要由於行業主類 T 及 U（「家庭住戶內部工作活動」及「享有治外法權的組織及團體活動」），宗教組織、作家及其他獨立藝術工作者，以及部分社會及個人服務並不包括在內。
Industrial coverage is rather incomplete in the present context. Main omissions are industry sections T & U (“Work activities within domestic households” & “Activities of extraterritorial organisations and bodies”); and religious organisations, authors and other independent artists, and some social and personal services.
- (9) 數字只涉及有關統計調查所包括的行業。公務員的數字並不包括在內。
Figures relate only to those industries covered. Figures relating to the civil service are excluded.

表 3 按行業主類／行業大類劃分的就業人數（公務員除外）
Table 3 Number of persons engaged (other than those in the civil service) analysed by industry section / industry division

香港標準 行業分類 2.0 版編碼 HSIC V2.0 code	行業主類／行業大類 Industry section / Industry division	就業人數 No. of persons engaged				
		2021 9月 Sep	2021 12月 Dec	2022 3月 Mar	2022 6月 Jun	2022 9月 Sep
B	採礦及採石 Mining and quarrying	26	25	23	22	21
08	採石及其他非金屬礦的採掘 Quarrying and other mining of non-metal ores	26	25	23	22	21
C	製造 Manufacturing	78 406	76 456	75 758	74 933	74 391
10	食品的製造 Manufacture of food products	24 473	23 025	22 862	22 960	22 996
11	飲品的製造 Manufacture of beverages	3 357	3 340	3 345	3 351	3 452
12	煙草製品的製造 Manufacture of tobacco products	541	539	543	520	520
13	紡織品的製造 Manufacture of textiles	1 532	1 483	1 483	1 446	1 375
14	成衣的製造 Manufacture of wearing apparel	2 516	2 489	2 437	2 330	2 212
15	皮革及相關製品的製造 Manufacture of leather and related products	272	269	274	270	263
16	木材及木製品、水松製品、草編及編結材料製品的製造（傢具及玩具除外） Manufacture of wood and of products of wood and cork, articles of straw and plaiting materials (except furniture and toys)					
17	紙及紙製品的製造 Manufacture of paper and paper products					
18	印刷及已儲錄資料媒體的複製 Printing and reproduction of recorded media	10 605	10 401	10 243	10 195	10 013
19	焦煤和精煉石油產品的製造 Manufacture of coke and refined petroleum products	1 479	1 407	1 435	1 475	1 514
20	化學品及化學產品的製造 Manufacture of chemicals and chemical products					
21	藥品、醫藥化學劑和植物藥材的製造 Manufacture of pharmaceuticals, medicinal chemical and botanical products					

表 3 (續) 按行業主類／行業大類劃分的就業人數（公務員除外）
Table 3 (cont'd) Number of persons engaged (other than those in the civil service) analysed by industry section / industry division

香港標準 行業分類 2.0 版編碼 HSIC V2.0 code	行業主類／行業大類 Industry section / Industry division	就業人數 No. of persons engaged				
		2021 9月 Sep	2021 12月 Dec	2022 3月 Mar	2022 6月 Jun	2022 9月 Sep
22	橡膠及塑膠產品的製造（傢具、玩具、體育用品及文具除外） Manufacture of rubber and plastics products (except furniture, toys, sports goods and stationery)	1 734	1 713	1 638	1 604	1 533
23	其他非金屬礦產製品的製造 Manufacture of other non-metallic mineral products	1 376	1 394	1 418	1 352	1 385
24	基本金屬的製造 Manufacture of basic metals	843	859	861	854	818
25	金屬製品的製造（機械及設備除外） Manufacture of fabricated metal products (except machinery and equipment)	1 863	1 928	1 891	1 863	1 815
26	電腦、電子及光學產品的製造 Manufacture of computer, electronic and optical products	1 835	1 930	2 007	1 996	1 915
27	電器設備的製造 Manufacture of electrical equipment	1 056	1 004	996	979	889
28	其他機械設備的製造 Manufacture of machinery and equipment n.e.c.	1 089	1 095	1 082	1 101	1 127
29	汽車的裝嵌 Body assembly of motor vehicles	259	270	285	287	262
30	其他運輸設備的製造 Manufacture of other transport equipment					
31	傢具的製造 Manufacture of furniture					
32	其他製造業 Other manufacturing	5 232	5 170	5 115	4 868	4 797
33	機械及設備的維修及安裝 Repair and installation of machinery and equipment	12 490	12 304	12 087	11 831	11 765
D & E	電力和燃氣供應及廢棄物管理 Electricity and gas supply, and waste management	11 400	11 444	11 693	11 746	11 763
D	電力及燃氣供應 Electricity and gas supply	7 970	7 926	8 031	8 003	8 039
35	電力及燃氣供應 Electricity and gas supply	7 970	7 926	8 031	8 003	8 039
E	污水處理、廢棄物管理及污染防治服務 Sewerage, waste management and remediation services	3 430	3 518	3 662	3 743	3 724

表 3 (續) 按行業主類／行業大類劃分的就業人數（公務員除外）
Table 3 (cont'd) Number of persons engaged (other than those in the civil service) analysed by industry section / industry division

香港標準 行業分類 2.0 版編碼 HSIC V2.0 code	行業主類／行業大類 Industry section / Industry division	就業人數 No. of persons engaged				
		2021 9月 Sep	2021 12月 Dec	2022 3月 Mar	2022 6月 Jun	2022 9月 Sep
37	污水處理 Sewerage	159	170	158	160	157
38	廢棄物的收集、處理及處置；資源的回收處理 Waste collection, treatment and disposal; materials recovery	3 265	3 342	3 498	3 576	3 561
39	污染防治及其他廢棄物處理服務 Remediation and other waste management services	6	6	6	7	6
F	建築地盤（只包括地盤工人） Construction sites (manual workers only)	106 320	106 630	98 264	103 411	109 680
	公營地盤 Public sector sites	44 743	44 252	41 389	40 407	47 582
	樓宇建築地盤 Building sites	22 605	21 671	21 328	20 280	23 838
	土木工程地盤 Civil engineering sites	22 138	22 581	20 061	20 127	23 744
	私營地盤 Private sector sites	61 577	62 378	56 875	63 004	62 098
	樓宇建築地盤 Building sites	57 706	58 813	53 006	59 677	58 275
	土木工程地盤 Civil engineering sites	3 871	3 565	3 869	3 327	3 823
G	進出口貿易、批發及零售 ⁽¹⁾ Import/export, wholesale and retail trades	683 625	690 921	683 519	679 547	677 903
	進出口貿易及批發 Import/export trade and wholesale	435 077	439 500	438 285	434 751	432 680
45	進出口貿易 Import and export trade	385 299	388 770	385 570	382 502	379 888
46	批發 Wholesale	49 778	50 730	52 715	52 249	52 792
	零售 ⁽¹⁾ Retail	248 548	251 421	245 234	244 796	245 223
47	零售業 Retail trade	248 548	251 421	245 234	244 796	245 223
H	運輸、倉庫、郵政及速遞服務 ⁽¹⁾ Transportation, storage, postal and courier services	167 222	166 039	164 405	162 470	164 026
49	陸路運輸 Land transport	43 803	43 720	43 326	43 182	42 874
50	水上運輸 Water transport	10 263	10 208	10 105	10 029	9 965

表 3 (續) 按行業主類／行業大類劃分的就業人數（公務員除外）
Table 3 (cont'd) Number of persons engaged (other than those in the civil service) analysed by industry section / industry division

香港標準 行業分類 2.0 版編碼 HSIC V2.0 code	行業主類／行業大類 Industry section / Industry division	就業人數 No. of persons engaged				
		2021 9月 Sep	2021 12月 Dec	2022 3月 Mar	2022 6月 Jun	2022 9月 Sep
51	航空運輸 Air transport	18 703	18 362	18 151	17 809	20 297
52	貨倉及運輸輔助服務 Warehousing and support services for transportation	76 823	76 186	75 219	74 378	74 590
53	郵政及速遞服務 Postal and courier services	17 630	17 563	17 604	17 072	16 300
I	住宿及膳食服務⁽¹⁾ Accommodation and food services	254 458	253 527	240 108	250 532	255 590
55	住宿服務 Accommodation services	36 901	35 772	35 395	33 368	33 576
56	餐飲服務 Food and beverage services	217 557	217 755	204 713	217 164	222 014
J	資訊及通訊 Information and communications	108 435	108 058	107 217	106 135	105 299
58	出版 Publishing	16 118	15 548	15 119	14 946	14 857
59	電影、錄像及電視節目製作、錄音及音樂出版 Motion picture, video and television programme production, sound recording and music publishing	15 461	15 485	15 535	15 389	15 363
60	節目編製及廣播 Programming and broadcasting					
61	電訊 Telecommunications					
62	資訊科技服務 Information technology services	49 478	49 775	49 423	49 193	49 072
63	資訊服務 Information services	7 937	7 990	7 985	7 870	7 736
K	金融及保險⁽¹⁾ Financing and insurance	240 114	240 274	235 988	233 431	232 506
64	金融服務（保險及退休基金除外） Financial services (except insurance and pension funding)	136 016	135 383	134 437	133 860	134 192
65	保險 Insurance	17 957	18 072	17 586	17 115	16 769
66	金融保險輔助服務 Services auxiliary to financial and insurance services	86 141	86 819	83 965	82 456	81 545

表 3 (續) 按行業主類／行業大類劃分的就業人數（公務員除外）
Table 3 (cont'd) Number of persons engaged (other than those in the civil service) analysed by industry section / industry division

香港標準 行業分類 2.0 版編碼 HSIC V2.0 code	行業主類／行業大類 Industry section / Industry division	就業人數 No. of persons engaged				
		2021 9月 Sep	2021 12月 Dec	2022 3月 Mar	2022 6月 Jun	2022 9月 Sep
L	地產 Real estate	142 653	144 471	143 684	138 207	138 490
68	地產 Real estate	142 653	144 471	143 684	138 207	138 490
M & N	專業及商用服務⁽¹⁾ Professional and business services	389 206	387 702	386 928	378 865	380 761
M	專業、科學及技術服務 Professional, scientific and technical services	189 997	190 080	188 243	184 568	185 871
69	法律及會計服務 Legal and accounting services	57 981	58 066	57 569	56 675	57 626
70	總辦事處：管理及管理顧問服務 Activities of head offices; management and management consultancy services	43 484	43 420	42 773	41 549	42 563
71	建築及工程服務、技術測試及分析 Architecture and engineering services, technical testing and analysis	43 259	43 340	42 728	42 129	41 885
72	科學研究及發展 Scientific research and development	4 041	4 082	4 112	4 048	3 879
74	廣告及市場研究 Advertising and market research	13 963	13 939	13 814	13 534	13 412
73	獸醫 Veterinary services	27 269	27 233	27 247	26 633	26 506
75	其他專業、科學及技術服務 Other professional, scientific and technical services					
N	行政及支援服務⁽¹⁾ Administrative and support services	199 209	197 622	198 685	194 297	194 890
77	租賃服務 Rental and leasing services	3 547	3 507	3 484	3 504	3 469
78	就業服務 Employment services	21 693	21 852	21 364	21 063	20 784
79	旅行代理、代訂服務及相關服務 Travel agency, reservation service and related services	13 906	13 335	12 729	12 301	11 970
80	保安及偵查服務 Security and investigation services	52 842	52 642	52 169	51 667	51 886
81	建築物及園境護理服務 Services to buildings and landscape care	85 959	84 965	87 562	84 943	86 433
82	辦公室行政、辦公室支援及其他商業支援服務 Office administrative, office support and other business support services	21 262	21 321	21 377	20 819	20 348

表 3 (續) 按行業主類／行業大類劃分的就業人數（公務員除外）
Table 3 (cont'd) Number of persons engaged (other than those in the civil service) analysed by industry section / industry division

香港標準 行業分類 2.0 版編碼 HSIC V2.0 code	行業主類／行業大類 Industry section / Industry division	就業人數 No. of persons engaged				
		2021 9月 Sep	2021 12月 Dec	2022 3月 Mar	2022 6月 Jun	2022 9月 Sep
P - S	社會及個人服務⁽¹⁾ Social and personal services	533 649	537 322	532 941	533 923	536 429
P	教育 Education	202 263	205 534	205 157	205 532	205 608
85	教育 Education	202 263	205 534	205 157	205 532	205 608
Q	人類保健及社會工作服務⁽¹⁾ Human health and social work services	211 964	213 050	215 908	214 091	215 810
86	人類保健服務 Human health services	145 750	146 030	148 579	148 350	149 279
87	住宿護理服務 Residential care services	35 280	35 531	35 478	35 046	35 558
88	社會工作服務 Social work services	30 934	31 489	31 851	30 695	30 973
R	藝術、娛樂及康樂活動⁽¹⁾ Arts, entertainment and recreation	46 647	46 352	42 926	44 982	44 850
90	創作及表演藝術活動 Creative and performing arts activities	4 526	4 557	4 386	4 404	4 496
91	圖書館、檔案保存、博物館及其他文化活動 Libraries, archives, museums and other cultural activities	731	757	719	757	788
92	遊樂園及主題樂園 Amusement parks and theme parks	7 820	7 698	6 917	8 224	7 785
93	體育及其他娛樂服務 Sports and other entertainment services	33 570	33 340	30 904	31 597	31 781
S	其他服務⁽¹⁾ Other services	72 775	72 386	68 950	69 318	70 161
94	會員制組織活動 Activities of membership organisations	10 911	10 804	10 490	10 499	10 587
95	汽車、電單車、電腦、個人及家庭用品修理 Repair of motor vehicles, motorcycles, computers, personal and household goods	17 866	17 838	17 192	17 211	17 316
96	其他個人服務 Other personal services	43 998	43 744	41 268	41 608	42 258
以上行業主類總計⁽¹⁾ Total of industry sections above		2 715 514	2 722 869	2 680 528	2 673 222	2 686 859

註釋：(1) 數字只涉及有關統計調查所包括的行業，詳情請參閱第 20 頁的「註釋」。

Note: Figures relate only to those industries covered. Please refer to the "Notes" on page 20 for details.

表 4 按行業主類／行業大類劃分的職位空缺數目（公務員除外）
Table 4 Number of vacancies (other than those in the civil service) analysed by industry section / industry division

香港標準 行業分類 2.0 版編碼 HSIC V2.0 code	行業主類／行業大類 Industry section / Industry division	職位空缺數目 No. of vacancies				
		2021 9月 Sep	2021 12月 Dec	2022 3月 Mar	2022 6月 Jun	2022 9月 Sep
B	採礦及採石 Mining and quarrying	***	***	***	***	***
08	採石及其他非金屬礦的採掘 Quarrying and other mining of non-metal ores	***	***	***	***	***
C	製造 Manufacturing	1 145	1 351	1 403	1 638	1 829
10	食品的製造 Manufacture of food products	450	525	561	683	797
11	飲品的製造 Manufacture of beverages	21	30	23	9	26
12	煙草製品的製造 Manufacture of tobacco products	35	13	17	3	3
13	紡織品的製造 Manufacture of textiles	5	6	5	7	5
14	成衣的製造 Manufacture of wearing apparel	9	0	2	0	2
15	皮革及相關製品的製造 Manufacture of leather and related products	1	4	6	3	8
16	木材及木製品、水松製品、草編及編結材料製品的製造（傢具及玩具除外） Manufacture of wood and of products of wood and cork, articles of straw and plaiting materials (except furniture and toys)					
17	紙及紙製品的製造 Manufacture of paper and paper products					
18	印刷及已儲錄資料媒體的複製 Printing and reproduction of recorded media	89	92	81	82	98
19	焦煤和精煉石油產品的製造 Manufacture of coke and refined petroleum products	27	26	31	37	58
20	化學品及化學產品的製造 Manufacture of chemicals and chemical products					
21	藥品、醫藥化學劑和植物藥材的製造 Manufacture of pharmaceuticals, medicinal chemical and botanical products					

表 4 (續) 按行業主類／行業大類劃分的職位空缺數目（公務員除外）
Table 4 (cont'd) Number of vacancies (other than those in the civil service) analysed by industry section / industry division

香港標準 行業分類 2.0 版編碼 HSIC V2.0 code	行業主類／行業大類 Industry section / Industry division	職位空缺數目 No. of vacancies				
		2021 9月 Sep	2021 12月 Dec	2022 3月 Mar	2022 6月 Jun	2022 9月 Sep
22	橡膠及塑膠產品的製造（傢具、玩具、體育用品及文具除外） Manufacture of rubber and plastics products (except furniture, toys, sports goods and stationery)	44	32	21	32	18
23	其他非金屬礦產製品的製造 Manufacture of other non-metallic mineral products	59	35	26	41	62
24	基本金屬的製造 Manufacture of basic metals	19	12	20	18	17
25	金屬製品的製造（機械及設備除外） Manufacture of fabricated metal products (except machinery and equipment)	7	24	3	13	6
26	電腦、電子及光學產品的製造 Manufacture of computer, electronic and optical products	60	60	69	59	42
27	電器設備的製造 Manufacture of electrical equipment	19	20	15	20	30
28	其他機械設備的製造 Manufacture of machinery and equipment n.e.c.	8	22	6	5	19
29	汽車的裝嵌 Body assembly of motor vehicles	6	3	0	1	11
30	其他運輸設備的製造 Manufacture of other transport equipment					
31	傢具的製造 Manufacture of furniture	4	2	2	2	6
32	其他製造業 Other manufacturing	49	47	15	37	52
33	機械及設備的維修及安裝 Repair and installation of machinery and equipment	177	315	417	443	399
D & E	電力和燃氣供應及廢棄物管理 Electricity and gas supply, and waste management	***	***	***	***	***
D	電力及燃氣供應 Electricity and gas supply	138	121	147	165	155
35	電力及燃氣供應 Electricity and gas supply	138	121	147	165	155
E	污水處理、廢棄物管理及污染防治服務 Sewerage, waste management and remediation services	***	***	***	***	***

表 4 (續) 按行業主類／行業大類劃分的職位空缺數目（公務員除外）
Table 4 (cont'd) Number of vacancies (other than those in the civil service) analysed by industry section / industry division

香港標準 行業分類 2.0 版編碼 HSIC V2.0 code	行業主類／行業大類 Industry section / Industry division	職位空缺數目 No. of vacancies				
		2021 9月 Sep	2021 12月 Dec	2022 3月 Mar	2022 6月 Jun	2022 9月 Sep
37	污水處理 Sewerage	***	***	***	***	***
38	廢棄物的收集、處理及處置；資源的回收處理 Waste collection, treatment and disposal; materials recovery	136	145	94	166	179
39	污染防治及其他廢棄物處理服務 Remediation and other waste management services	***	***	***	***	***
F	建築地盤（只包括地盤工人） Construction sites (manual workers only)	164	259	269	634	642
	公營地盤 Public sector sites	108	229	195	500	605
	樓宇建築地盤 Building sites	3	92	114	396	496
	土木工程地盤 Civil engineering sites	105	137	81	104	109
	私營地盤 Private sector sites	56	30	74	134	37
	樓宇建築地盤 Building sites	52	24	60	124	22
	土木工程地盤 Civil engineering sites	4	6	14	10	15
G	進出口貿易、批發及零售 ⁽¹⁾ Import/export, wholesale and retail trades	8 781	9 363	6 628	8 481	9 109
	進出口貿易及批發 Import/export trade and wholesale	4 072	4 089	2 915	3 603	4 114
45	進出口貿易 Import and export trade	3 467	3 584	2 600	3 003	3 374
46	批發 Wholesale	605	505	315	600	740
	零售 ⁽¹⁾ Retail	4 709	5 274	3 713	4 878	4 995
47	零售業 Retail trade	4 709	5 274	3 713	4 878	4 995
H	運輸、倉庫、郵政及速遞服務 ⁽¹⁾ Transportation, storage, postal and courier services	2 580	3 561	3 549	3 741	7 524
49	陸路運輸 Land transport	974	1 660	1 542	1 420	1 445
50	水上運輸 Water transport	104	128	140	149	62

表 4 (續) 按行業主類／行業大類劃分的職位空缺數目（公務員除外）
Table 4 (cont'd) Number of vacancies (other than those in the civil service) analysed by industry section / industry division

香港標準 行業分類 2.0 版編碼 HSIC V2.0 code	行業主類／行業大類 Industry section / Industry division	職位空缺數目 No. of vacancies				
		2021 9月 Sep	2021 12月 Dec	2022 3月 Mar	2022 6月 Jun	2022 9月 Sep
51	航空運輸 Air transport	44	88	38	141	3 532
52	貨倉及運輸輔助服務 Warehousing and support services for transportation	1 230	1 482	1 305	1 623	1 845
53	郵政及速遞服務 Postal and courier services	228	203	524	408	640
I	住宿及膳食服務⁽¹⁾ Accommodation and food services	5 759	6 959	3 820	6 490	7 575
55	住宿服務 Accommodation services	1 375	1 647	1 409	1 786	2 033
56	餐飲服務 Food and beverage services	4 384	5 312	2 411	4 704	5 542
J	資訊及通訊 Information and communications	2 286	2 463	2 792	2 781	3 016
58	出版 Publishing	341	400	497	487	591
59	電影、錄像及電視節目製作、錄音及音樂出版 Motion picture, video and television programme production, sound recording and music publishing	227	271	374	352	320
60	節目編製及廣播 Programming and broadcasting					
61	電訊 Telecommunications					
62	資訊科技服務 Information technology services	1 115	1 115	1 235	1 241	1 228
63	資訊服務 Information services	245	227	184	214	280
K	金融及保險⁽¹⁾ Financing and insurance	5 527	6 159	5 507	5 775	6 584
64	金融服務（保險及退休基金除外） Financial services (except insurance and pension funding)	3 452	4 064	3 466	3 664	4 468
65	保險 Insurance	599	630	613	582	379
66	金融保險輔助服務 Services auxiliary to financial and insurance services	1 476	1 465	1 428	1 529	1 737

表 4 (續) 按行業主類／行業大類劃分的職位空缺數目（公務員除外）
Table 4 (cont'd) Number of vacancies (other than those in the civil service) analysed by industry section / industry division

香港標準 行業分類 2.0 版編碼 HSIC V2.0 code	行業主類／行業大類 Industry section / Industry division	職位空缺數目 No. of vacancies				
		2021 9月 Sep	2021 12月 Dec	2022 3月 Mar	2022 6月 Jun	2022 9月 Sep
L	地產 Real estate	3 723	3 980	3 856	4 181	4 339
68	地產 Real estate	3 723	3 980	3 856	4 181	4 339
M & N	專業及商用服務⁽¹⁾ Professional and business services	6 751	7 186	7 218	7 068	7 615
M	專業、科學及技術服務 Professional, scientific and technical services	3 004	3 412	3 414	3 250	3 380
69	法律及會計服務 Legal and accounting services	766	964	677	608	914
70	總辦事處；管理及管理顧問服務 Activities of head offices; management and management consultancy services	754	720	718	752	468
71	建築及工程服務、技術測試及分析 Architecture and engineering services, technical testing and analysis	595	639	908	749	900
72	科學研究及發展 Scientific research and development	218	307	330	303	266
74	廣告及市場研究 Advertising and market research	146	214	292	299	203
73	獸醫 Veterinary services	525	568	489	539	629
75	其他專業、科學及技術服務 Other professional, scientific and technical services					
N	行政及支援服務⁽¹⁾ Administrative and support services	3 747	3 774	3 804	3 818	4 235
77	租賃服務 Rental and leasing services	139	62	77	55	100
78	就業服務 Employment services	308	275	225	287	295
79	旅行代理、代訂服務及相關服務 Travel agency, reservation service and related services	55	49	55	105	122
80	保安及偵查服務 Security and investigation services	1 382	1 394	1 774	1 709	1 764
81	建築物及園境護理服務 Services to buildings and landscape care	1 529	1 604	1 309	1 272	1 627
82	辦公室行政、辦公室支援及其他商業支援服務 Office administrative, office support and other business support services	334	390	364	390	327

表 4 (續) 按行業主類／行業大類劃分的職位空缺數目（公務員除外）
Table 4 (cont'd) Number of vacancies (other than those in the civil service) analysed by industry section / industry division

香港標準 行業分類 2.0 版編碼 HSIC V2.0 code	行業主類／行業大類 Industry section / Industry division	職位空缺數目 No. of vacancies				
		2021 9月 Sep	2021 12月 Dec	2022 3月 Mar	2022 6月 Jun	2022 9月 Sep
P - S	社會及個人服務⁽¹⁾ Social and personal services	17 566	19 429	18 411	21 372	26 269
P	教育 Education	5 792	6 512	5 979	7 441	7 905
85	教育 Education	5 792	6 512	5 979	7 441	7 905
Q	人類保健及社會工作服務⁽¹⁾ Human health and social work services	9 038	9 668	9 697	10 671	14 563
86	人類保健服務 Human health services	4 835	5 544	5 051	5 864	9 384
87	住宿護理服務 Residential care services	3 161	3 176	3 407	3 358	3 700
88	社會工作服務 Social work services	1 042	948	1 239	1 449	1 479
R	藝術、娛樂及康樂活動⁽¹⁾ Arts, entertainment and recreation	1 173	1 532	1 457	1 675	1 798
90	創作及表演藝術活動 Creative and performing arts activities	37	63	41	51	59
91	圖書館、檔案保存、博物館及其他文化活動 Libraries, archives, museums and other cultural activities	16	15	18	20	39
92	遊樂園及主題樂園 Amusement parks and theme parks	313	516	539	693	847
93	體育及其他娛樂服務 Sports and other entertainment services	807	938	859	911	853
S	其他服務⁽¹⁾ Other services	1 563	1 717	1 278	1 585	2 003
94	會員制組織活動 Activities of membership organisations	349	382	315	367	426
95	汽車、電單車、電腦、個人及家庭用品修理 Repair of motor vehicles, motorcycles, computers, personal and household goods	298	364	219	252	388
96	其他個人服務 Other personal services	916	971	744	966	1 189
以上行業主類總計⁽¹⁾ Total of industry sections above		54 558	60 980	53 696	62 498	74 838

註釋：(1) 數字只涉及有關統計調查所包括的行業，詳情請參閱第 20 頁的「註釋」。

Note: Figures relate only to those industries covered. Please refer to the "Notes" on page 20 for details.

表 5 按行業主類／行業大類劃分的機構單位數目（政府部門除外）
Table 5 Number of establishments (excluding civil service) analysed by industry section / industry division

香港標準 行業分類 2.0 版編碼 HSIC V2.0 code	行業主類／行業大類 Industry section / Industry division	機構單位數目 No. of establishments				
		2021 9月 Sep	2021 12月 Dec	2022 3月 Mar	2022 6月 Jun	2022 9月 Sep
B	採礦及採石 Mining and quarrying	1	1	1	1	1
08	採石及其他非金屬礦的採掘 Quarrying and other mining of non-metal ores	1	1	1	1	1
C	製造 Manufacturing	8 496	8 445	8 416	8 353	8 239
10	食品的製造 Manufacture of food products	1 434	1 443	1 459	1 495	1 505
11	飲品的製造 Manufacture of beverages	41	42	42	43	41
12	煙草製品的製造 Manufacture of tobacco products	3	3	3	3	3
13	紡織品的製造 Manufacture of textiles	306	305	301	292	285
14	成衣的製造 Manufacture of wearing apparel	456	447	447	444	428
15	皮革及相關製品的製造 Manufacture of leather and related products	96	95	96	91	91
16	木材及木製品、水松製品、草編及編結材料製品的製造（傢具及玩具除外） Manufacture of wood and of products of wood and cork, articles of straw and plaiting materials (except furniture and toys)					
17	紙及紙製品的製造 Manufacture of paper and paper products					
18	印刷及已儲錄資料媒體的複製 Printing and reproduction of recorded media	1 911	1 892	1 869	1 847	1 812
19	焦煤和精煉石油產品的製造 Manufacture of coke and refined petroleum products	172	173	176	174	175
20	化學品及化學產品的製造 Manufacture of chemicals and chemical products					
21	藥品、醫藥化學劑和植物藥材的製造 Manufacture of pharmaceuticals, medicinal chemical and botanical products					

表 5 (續) 按行業主類／行業大類劃分的機構單位數目（政府部門除外）
Table 5 (cont'd) Number of establishments (excluding civil service) analysed by industry section / industry division

香港標準 行業分類 2.0 版編碼 HSIC V2.0 code	行業主類／行業大類 Industry section / Industry division	機構單位數目 No. of establishments				
		2021 9月 Sep	2021 12月 Dec	2022 3月 Mar	2022 6月 Jun	2022 9月 Sep
22	橡膠及塑膠產品的製造（傢具、玩具、體育用品及文具除外） Manufacture of rubber and plastics products (except furniture, toys, sports goods and stationery)	198	202	200	192	181
23	其他非金屬礦產製品的製造 Manufacture of other non-metallic mineral products	175	169	170	168	169
24	基本金屬的製造 Manufacture of basic metals	48	49	47	44	40
25	金屬製品的製造（機械及設備除外） Manufacture of fabricated metal products (except machinery and equipment)	491	477	470	454	445
26	電腦、電子及光學產品的製造 Manufacture of computer, electronic and optical products	139	139	142	143	138
27	電器設備的製造 Manufacture of electrical equipment	124	123	120	115	109
28	其他機械設備的製造 Manufacture of machinery and equipment n.e.c.	190	186	183	180	172
29	汽車的裝嵌 Body assembly of motor vehicles	59	61	63	63	60
30	其他運輸設備的製造 Manufacture of other transport equipment					
31	傢具的製造 Manufacture of furniture	103	102	103	99	97
32	其他製造業 Other manufacturing	1 052	1 036	1 031	1 027	1 016
33	機械及設備的維修及安裝 Repair and installation of machinery and equipment	1 126	1 129	1 126	1 118	1 118
D & E	電力和燃氣供應及廢棄物管理 Electricity and gas supply, and waste management	434	447	455	453	460
D	電力及燃氣供應 Electricity and gas supply	7	7	7	7	6
35	電力及燃氣供應 Electricity and gas supply	7	7	7	7	6
E	污水處理、廢棄物管理及污染防治服務 Sewerage, waste management and remediation services	427	440	448	446	454

表 5 (續) 按行業主類／行業大類劃分的機構單位數目（政府部門除外）
Table 5 (cont'd) Number of establishments (excluding civil service) analysed by industry section / industry division

香港標準 行業分類 2.0 版編碼 HSIC V2.0 code	行業主類／行業大類 Industry section / Industry division	機構單位數目 No. of establishments				
		2021 9月 Sep	2021 12月 Dec	2022 3月 Mar	2022 6月 Jun	2022 9月 Sep
37	污水處理 Sewerage	23	23	23	23	22
38	廢棄物的收集、處理及處置；資源的回收處理 Waste collection, treatment and disposal; materials recovery	402	415	423	421	430
39	污染防治及其他廢棄物處理服務 Remediation and other waste management services	2	2	2	2	2
F	建築地盤 Construction sites	1 680	1 647	1 641	1 695	1 627
	公營地盤 Public sector sites	785	766	760	773	750
	樓宇建築地盤 Building sites	338	300	283	288	288
	土木工程地盤 Civil engineering sites	447	466	477	485	462
	私營地盤 Private sector sites	895	881	881	922	877
	樓宇建築地盤 Building sites	786	759	764	823	778
	土木工程地盤 Civil engineering sites	109	122	117	99	99
G	進出口貿易、批發及零售 ⁽¹⁾ Import/export, wholesale and retail trades	168 001	168 468	167 337	167 310	167 319
	進出口貿易及批發 Import/export trade and wholesale	104 716	104 593	104 311	103 976	103 705
45	進出口貿易 Import and export trade	92 264	92 166	91 879	91 558	91 254
46	批發 Wholesale	12 452	12 427	12 432	12 418	12 451
	零售 ⁽¹⁾ Retail	63 285	63 875	63 026	63 334	63 614
47	零售業 Retail trade	63 285	63 875	63 026	63 334	63 614
H	運輸、倉庫、郵政及速遞服務 ⁽¹⁾ Transportation, storage, postal and courier services	10 219	10 246	10 230	10 335	10 372
49	陸路運輸 Land transport	1 501	1 481	1 464	1 467	1 430
50	水上運輸 Water transport	406	406	408	406	409

表 5 (續) 按行業主類／行業大類劃分的機構單位數目（政府部門除外）
Table 5 (cont'd) Number of establishments (excluding civil service) analysed by industry section / industry division

香港標準 行業分類 2.0 版編碼 HSIC V2.0 code	行業主類／行業大類 Industry section / Industry division	機構單位數目 No. of establishments				
		2021 9月 Sep	2021 12月 Dec	2022 3月 Mar	2022 6月 Jun	2022 9月 Sep
51	航空運輸 Air transport	160	158	158	158	161
52	貨倉及運輸輔助服務 Warehousing and support services for transportation	7 224	7 268	7 262	7 317	7 346
53	郵政及速遞服務 Postal and courier services	928	933	938	987	1 026
I	住宿及膳食服務⁽¹⁾ Accommodation and food services	17 938	18 034	17 838	18 062	18 337
55	住宿服務 Accommodation services	1 101	1 097	1 080	1 078	1 076
56	餐飲服務 Food and beverage services	16 837	16 937	16 758	16 984	17 261
J	資訊及通訊 Information and communications	15 362	15 448	15 472	15 416	15 432
58	出版 Publishing	1 472	1 461	1 452	1 439	1 437
59	電影、錄像及電視節目製作、錄音及音樂出版 Motion picture, video and television programme production, sound recording and music publishing	3 093	3 142	3 178	3 198	3 215
60	節目編製及廣播 Programming and broadcasting					
61	電訊 Telecommunications	379	381	378	378	375
62	資訊科技服務 Information technology services	9 182	9 228	9 243	9 198	9 212
63	資訊服務 Information services	1 236	1 236	1 221	1 203	1 193
K	金融及保險⁽¹⁾ Financing and insurance	27 932	28 081	28 080	28 056	28 096
64	金融服務（保險及退休基金除外） Financial services (except insurance and pension funding)	8 695	8 769	8 809	8 844	8 894
65	保險 Insurance	190	191	186	188	187
66	金融保險輔助服務 Services auxiliary to financial and insurance services	19 047	19 121	19 085	19 024	19 015

表 5 (續) 按行業主類／行業大類劃分的機構單位數目（政府部門除外）
Table 5 (cont'd) Number of establishments (excluding civil service) analysed by industry section / industry division

香港標準 行業分類 2.0 版編碼 HSIC V2.0 code	行業主類／行業大類 Industry section / Industry division	機構單位數目 No. of establishments				
		2021 9月 Sep	2021 12月 Dec	2022 3月 Mar	2022 6月 Jun	2022 9月 Sep
L	地產 Real estate	17 725	17 850	17 884	17 850	17 838
68	地產 Real estate	17 725	17 850	17 884	17 850	17 838
M & N	專業及商用服務⁽¹⁾ Professional and business services	51 404	51 705	51 663	51 659	51 777
M	專業、科學及技術服務 Professional, scientific and technical services	37 351	37 638	37 660	37 657	37 823
69	法律及會計服務 Legal and accounting services	9 112	9 173	9 157	9 147	9 168
70	總辦事處；管理及管理顧問服務 Activities of head offices; management and management consultancy services	10 202	10 330	10 332	10 332	10 414
71	建築及工程服務、技術測試及分析 Architecture and engineering services, technical testing and analysis	3 765	3 792	3 807	3 837	3 882
72	科學研究及發展 Scientific research and development	455	463	483	507	520
74	廣告及市場研究 Advertising and market research	3 768	3 793	3 793	3 771	3 766
73	獸醫 Veterinary services	10 049	10 087	10 088	10 063	10 073
75	其他專業、科學及技術服務 Other professional, scientific and technical services					
N	行政及支援服務⁽¹⁾ Administrative and support services	14 053	14 067	14 003	14 002	13 954
77	租賃服務 Rental and leasing services	753	749	742	745	757
78	就業服務 Employment services	3 168	3 172	3 168	3 171	3 178
79	旅行代理、代訂服務及相關服務 Travel agency, reservation service and related services	2 519	2 470	2 417	2 393	2 322
80	保安及偵查服務 Security and investigation services	296	297	287	289	293
81	建築物及園境護理服務 Services to buildings and landscape care	1 985	2 019	2 009	2 023	2 044
82	辦公室行政、辦公室支援及其他商業支援服務 Office administrative, office support and other business support services	5 332	5 360	5 380	5 381	5 360

表 5 (續) 按行業主類／行業大類劃分的機構單位數目（政府部門除外）
Table 5 (cont'd) Number of establishments (excluding civil service) analysed by industry section / industry division

香港標準 行業分類 2.0 版編碼 HSIC V2.0 code	行業主類／行業大類 Industry section / Industry division	機構單位數目 No. of establishments				
		2021 9月 Sep	2021 12月 Dec	2022 3月 Mar	2022 6月 Jun	2022 9月 Sep
P - S	社會及個人服務⁽¹⁾ Social and personal services	51 936	52 776	52 602	53 363	54 329
P	教育 Education	16 220	16 635	16 625	16 970	17 413
85	教育 Education	16 220	16 635	16 625	16 970	17 413
Q	人類保健及社會工作服務⁽¹⁾ Human health and social work services	12 417	12 554	12 655	12 770	12 909
86	人類保健服務 Human health services	9 168	9 290	9 379	9 475	9 613
87	住宿護理服務 Residential care services	1 178	1 190	1 198	1 206	1 218
88	社會工作服務 Social work services	2 071	2 074	2 078	2 089	2 078
R	藝術、娛樂及康樂活動⁽¹⁾ Arts, entertainment and recreation	3 376	3 475	3 432	3 516	3 608
90	創作及表演藝術活動 Creative and performing arts activities	1 826	1 853	1 856	1 855	1 866
91	圖書館、檔案保存、博物館及其他文化活動 Libraries, archives, museums and other cultural activities	88	86	80	83	88
92	遊樂園及主題樂園 Amusement parks and theme parks	9	10	10	11	12
93	體育及其他娛樂服務 Sports and other entertainment services	1 453	1 526	1 486	1 567	1 642
S	其他服務⁽¹⁾ Other services	19 923	20 112	19 890	20 107	20 399
94	會員制組織活動 Activities of membership organisations	1 390	1 398	1 407	1 439	1 457
95	汽車、電單車、電腦、個人及家庭用品修理 Repair of motor vehicles, motorcycles, computers, personal and household goods	6 400	6 462	6 441	6 474	6 527
96	其他個人服務 Other personal services	12 133	12 252	12 042	12 194	12 415
以上行業主類總計⁽¹⁾ Total of industry sections above		371 128	373 148	371 619	372 553	373 827

註釋：(1) 數字只涉及有關統計調查所包括的行業，詳情請參閱第 20 頁的「註釋」。

Note: Figures relate only to those industries covered. Please refer to the "Notes" on page 20 for details.

表 6 按選定行業中類／行業小類／行業小分類劃分的機構單位數目、就業人數及職位空缺數目（公務員除外）
Table 6 Number of establishments, persons engaged and vacancies (other than those in the civil service) analysed by selected industry group / industry class / industry sub-class

香港標準 行業分類 2.0 版編碼 HSIC V2.0 code	行業中類／行業小類／行業小分類 Industry group / Industry class / Industry sub-class	機構單位數目 No. of establishments		就業人數 No. of persons engaged		職位空缺數目 No. of vacancies	
		2022 6月 Jun	2022 9月 Sep	2022 6月 Jun	2022 9月 Sep	2022 6月 Jun	2022 9月 Sep
C	製造 Manufacturing						
131	紡紗、梭織及紡織品的染整 Spinning, weaving and finishing of textiles	73	71	220	218	***	***
1311	紡織纖維的紡紗及紡前處理 Preparation and spinning of textile fibres	4	4	19	18	***	***
1312	梭織 Weaving of textiles						
131201	梭織棉布 Weaving, cotton						
1313	紡織品的染整（印刷用絲網的製造除外） Dyeing and finishing of textiles (excl. manufacturing of silkscreen for printing)	69	67	201	200	0	0
131304	梭織布料漂染 Bleaching and dyeing of woven fabrics	10	10	54	55	0	0
139	其他紡織品的製造 Manufacture of other textiles	219	214	1 226	1 157	***	***
141	成衣的製造（毛皮衣服、針織及鉤針編織衣服除外） Manufacture of wearing apparel (except fur, knitted and crocheted apparel)	404	388	1 826	1 720	0	2
142	毛皮製品的製造 Manufacture of articles of fur						
1411	服裝及衣服的製造 Manufacture of garments and clothing	377	361	1 727	1 620	0	2
141101	外衣的縫製（皮革衣服、雨衣及直接由紗線原件針織的衣物除外） Manufacture of outer garments (excl. leather garment, raincoat, knitwear from yarn)	359	344	1 557	1 455	0	***
141102	裁縫（不設工場的裁縫店除外） Tailoring (excl. custom tailoring without workshop)						
141103	雨衣的縫製 Manufacture of raincoats						
141104	內衣及睡衣的縫製 Manufacture of under garments and night garments	4	2	64	59	0	***

表 6 (續) 按選定行業中類／行業小類／行業小分類劃分的機構單位數目、就業人數及職位空缺數目（公務員除外）

Table 6 (cont'd) Number of establishments, persons engaged and vacancies (other than those in the civil service) analysed by selected industry group / industry class / industry sub-class

香港標準 行業分類 2.0 版編碼 HSIC V2.0 code	行業中類／行業小類／行業小分類 Industry group / Industry class / Industry sub-class	機構單位數目 No. of establishments		就業人數 No. of persons engaged		職位空缺數目 No. of vacancies	
		2022 6月 Jun	2022 9月 Sep	2022 6月 Jun	2022 9月 Sep	2022 6月 Jun	2022 9月 Sep
143	針織或鉤針編織衣服的製造 Manufacture of knitted and crocheted apparel	40	40	504	492	0	0
1432	針織或鉤針編織外衣（非針織衣服、雨衣及皮革衣服除外）的製造 Manufacture of knitted and crocheted outerwear (excl. garment not knitted, raincoat, leather garment)	40	40	504	492	0	0
170	紙及紙製品的製造 Manufacture of paper and paper products	155	151	456	439	0	0
1702	紙容器及紙板容器的製造 Manufacture of containers of paper and paperboard	92	90	229	225	0	0
181	印刷及與印刷相關的服務 Printing and services related to printing	1 841	1 806	10 043	9 863	81	98
1811	印刷 Printing	1 681	1 648	9 306	9 152	81	98
261	電子組件及介板的製造 Manufacture of electronic components and boards	45	44	1 259	1 187	43	24
262	電腦及其周邊設備的製造 Manufacture of computers and peripheral equipment	12	13	118	116	3	5
263	通訊設備的製造 Manufacture of communication equipment	15	14	93	89	2	0
264	影音器材的製造 Manufacture of audio and video equipment						
265	計時、量度、檢驗、導航及控制用設備的製造 Manufacture of timing, measuring, testing, navigating and control equipment	62	58	396	404	4	9
2652	鐘錶的製造 Manufacture of watches and clocks	44	39	286	287	0	3
265201	機械鐘及鐘肉、機械錶及錶肉的製造 Manufacture of mechanical watches, watch movements, mechanical clocks and clock movements	8	6	102	95	0	0
265202	電子鐘及鐘肉、電子錶及錶肉的製造 Manufacture of electronic watches, watch movements, electronic clocks and clock movements	16	13	112	120	0	3

表 6 (續) 按選定行業中類／行業小類／行業小分類劃分的機構單位數目、就業人數及職位空缺數目（公務員除外）

Table 6 (cont'd) Number of establishments, persons engaged and vacancies (other than those in the civil service) analysed by selected industry group / industry class / industry sub-class

香港標準 行業分類 2.0 版編碼 HSIC V2.0 code	行業中類／行業小類／行業小分類 Industry group / Industry class / Industry sub-class	機構單位數目 No. of establishments		就業人數 No. of persons engaged		職位空缺數目 No. of vacancies	
		2022 6月 Jun	2022 9月 Sep	2022 6月 Jun	2022 9月 Sep	2022 6月 Jun	2022 9月 Sep
265203	鐘錶殼及其他鐘錶零件的製造 Manufacture of cases and parts for watches and clocks n.e.c.	20	20	72	72	0	0
266	輻射、電子醫學及電子診療設備的製造 Manufacture of irradiation, electromedical and electrotherapeutic equipment	9	9	130	119	7	4
267	光學儀器及設備（眼科用品除外）的製造 Manufacture of optical instruments and equipment (except ophthalmic goods)						
268	磁性及光學媒體的製造 Manufacture of magnetic and optical media						
301	船艇的製造 Building of ships and boats	11	11	30	30	0	0
3211	珠寶及相關物品的製造 Manufacture of jewellery and related articles	253	251	1 371	1 336	5	12
3243	塑膠玩具的製造 Manufacture of plastic toys	16	16	38	41	2	3
3315	空中、海上及鐵道運輸設備維修 Repair of air, water and rail transport equipment	273	273	8 720	8 688	424	374
G	進出口貿易、批發及零售 ⁽¹⁾ Import/export, wholesale and retail trades						
451425	中成藥及中草藥出口貿易 Export trading of Chinese drugs and herbs	135	132	303	289	0	3
452425	中成藥及中草藥進口批發 Import for wholesale of Chinese drugs and herbs	300	297	1 372	1 329	20	5
460425	中成藥及中草藥批發 Wholesale of Chinese drugs and herbs	300	300	1 400	1 441	9	32
471101	超級市場 Supermarkets	901	908	19 186	19 370	997	871
471102	便利店 Convenience stores	1 385	1 397	10 285	10 320	566	588
471901	百貨公司 Department stores	153	149	10 123	10 238	452	610

表 6 (續) 按選定行業中類／行業小類／行業小分類劃分的機構單位數目、就業人數及職位空缺數目（公務員除外）

Table 6 (cont'd) Number of establishments, persons engaged and vacancies (other than those in the civil service) analysed by selected industry group / industry class / industry sub-class

香港標準 行業分類 2.0 版編碼 HSIC V2.0 code	行業中類／行業小類／行業小分類 Industry group / Industry class / Industry sub-class	機構單位數目 No. of establishments		就業人數 No. of persons engaged		職位空缺數目 No. of vacancies	
		2022 6月 Jun	2022 9月 Sep	2022 6月 Jun	2022 9月 Sep	2022 6月 Jun	2022 9月 Sep
4771	衣服、鞋類及皮革製品零售店 Retail sale of clothing, footwear and leather articles	10 869	10 760	39 007	38 661	526	649
4772	藥物、醫療健康用品、化妝品及個人護理用品零售店 Retail sale of pharmaceutical, medical and health goods, cosmetics and personal care products	5 386	5 390	26 676	26 473	268	302
477201	中草藥及中成藥零售店 Retail sale of Chinese drugs and herbs	1 138	1 135	4 127	4 105	59	65
477202	藥物及健康補給品零售店（兼售或不兼售化妝品及個人護理用品） Retail sale of medicines and health supplements (with or without selling cosmetics and personal care products)	2 290	2 286	13 234	13 046	130	161
477203	醫療用品零售店 Retail sale of medical goods						
477204	化妝品及個人護理用品零售店 Retail sale of cosmetics and personal care products	1 958	1 969	9 315	9 322	79	76
H	運輸、倉庫、郵政及速遞服務⁽¹⁾ Transportation, storage, postal and courier services						
491	鐵路及纜索運輸 Railway and cable transport	4	4	17 576	17 597	681	694
492	公路運輸 Land transport by road	1 463	1 426	25 606	25 277	739	751
4921	公共巴士服務 Public bus services	6	6	17 755	17 620	652	612
4928	拖頭拖運服務 Transport by tractors	1 457	1 420	7 851	7 657	87	139
502101	持牌及專營渡輪服務 Licensed and franchised ferry services	11	11	1 238	1 319	32	15
510	航空運輸 Air transport	158	161	17 809	20 297	141	3 532
521	貨倉及倉庫服務 Warehousing and storage	1 296	1 317	11 932	12 162	281	304
5212	通用貨倉 General cargo warehouses	1 256	1 275	10 870	11 075	255	273

表 6 (續) 按選定行業中類／行業小類／行業小分類劃分的機構單位數目、就業人數及職位空缺數目（公務員除外）

Table 6 (cont'd) Number of establishments, persons engaged and vacancies (other than those in the civil service) analysed by selected industry group / industry class / industry sub-class

香港標準 行業分類 2.0 版編碼 HSIC V2.0 code	行業中類／行業小類／行業小分類 Industry group / Industry class / Industry sub-class	機構單位數目 No. of establishments		就業人數 No. of persons engaged		職位空缺數目 No. of vacancies	
		2022 6月 Jun	2022 9月 Sep	2022 6月 Jun	2022 9月 Sep	2022 6月 Jun	2022 9月 Sep
522	運輸輔助服務 Support services for transportation	6 021	6 029	62 446	62 428	1 342	1 541
5221	陸路運輸輔助服務 Services incidental to land transportation	637	630	7 689	7 663	206	332
5222	水上運輸輔助服務 Services incidental to water transportation	370	382	6 528	6 568	222	129
5223	航空運輸輔助服務 Services incidental to air transportation	91	93	11 728	12 108	358	595
5229	其他運輸輔助服務 Other transportation support services	4 923	4 924	36 501	36 089	556	485
522901	航空貨運代理服務 Air cargo forwarding services	1 332	1 341	16 227	15 766	155	205
522902	海上貨運代理服務 Sea cargo forwarding services	2 295	2 280	15 216	15 315	299	221
I	住宿及膳食服務⁽¹⁾ Accommodation and food services						
5501	酒店 Hotels	270	274	31 226	31 468	1 758	1 996
561101, 561109-11	中式餐館及酒樓 Chinese restaurants	4 359	4 419	81 311	83 204	1 398	1 665
561103-08	非中式餐館 Non-Chinese restaurants	2 461	2 495	30 343	30 837	544	626
5612	快餐店 Fast food shops	1 489	1 517	44 352	45 098	1 446	1 598
J	資訊及通訊 Information and communications						
581	書籍、期刊的出版及其他出版活動 Publishing of books, periodicals and other publishing activities	1 166	1 156	13 170	13 056	460	561
582	軟件出版 Software publishing	273	281	1 776	1 801	27	30
591	電影、錄像及電視節目製作活動 Motion picture, video and television programme activities	2 653	2 666	8 930	8 849	100	97
592	錄音及音樂出版活動 Sound recording and music publishing activities	503	507	1 071	1 078	4	6

表 6 (續) 按選定行業中類／行業小類／行業小分類劃分的機構單位數目、就業人數及職位空缺數目（公務員除外）

Table 6 (cont'd) Number of establishments, persons engaged and vacancies (other than those in the civil service) analysed by selected industry group / industry class / industry sub-class

香港標準 行業分類 2.0 版編碼 HSIC V2.0 code	行業中類／行業小類／行業小分類 Industry group / Industry class / Industry sub-class	機構單位數目 No. of establishments		就業人數 No. of persons engaged		職位空缺數目 No. of vacancies	
		2022 6月 Jun	2022 9月 Sep	2022 6月 Jun	2022 9月 Sep	2022 6月 Jun	2022 9月 Sep
611	電訊網絡營運 Telecommunications network operation	56	56	12 132	11 697	449	472
619	其他電訊服務 Other telecommunications services	322	319	6 605	6 574	38	125
6191	互聯網接駁服務 Internet access services	54	54	1 216	1 197	13	19
6199	其他雜項電訊服務 Other miscellaneous telecommunications services n.e.c.	268	265	5 389	5 377	25	106
620	資訊科技服務 Information technology services	9 198	9 212	49 193	49 072	1 241	1 228
K	金融及保險⁽¹⁾ Financing and insurance						
6412	本地銀行單位 Domestic banking units	1 295	1 279	96 457	96 868	3 009	3 810
641201	持牌銀行 Licensed banks	1 223	1 207	92 517	92 871	2 948	3 735
641202	有限制牌照銀行 Restricted licensed banks	22	22	3 260	3 336	55	75
641203	接受存款公司 Deposit-taking companies	50	50	680	661	6	0
642	投資及控股公司 Investment and holding companies	4 922	4 956	26 736	26 539	505	547
6611	證券及期貨市場管理 Administration of marketplaces for securities and commodity contracts	1 008	1 000	23 642	23 278	329	326
6612	證券及期貨處理服務 Securities and commodity contracts dealing services						
662	保險及退休基金輔助服務 Services auxiliary to insurance and pension funding	13 027	13 035	23 454	23 317	367	379
L	地產 Real estate						
681	涉及自置或租賃物業的地產服務 Real estate services with own or leased property	9 325	9 329	27 867	27 998	302	312

表 6 (續) 按選定行業中類／行業小類／行業小分類劃分的機構單位數目、就業人數及職位空缺數目（公務員除外）

Table 6 (cont'd) Number of establishments, persons engaged and vacancies (other than those in the civil service) analysed by selected industry group / industry class / industry sub-class

香港標準 行業分類 2.0 版編碼 HSIC V2.0 code	行業中類／行業小類／行業小分類 Industry group / Industry class / Industry sub-class	機構單位數目 No. of establishments		就業人數 No. of persons engaged		職位空缺數目 No. of vacancies	
		2022 6月 Jun	2022 9月 Sep	2022 6月 Jun	2022 9月 Sep	2022 6月 Jun	2022 9月 Sep
6811	地產發展 Real estate development	625	618	3 811	3 904	46	53
682	按收費或以合約形式進行的地產服務 Real estate services on a fee or contract basis	8 525	8 509	110 340	110 492	3 879	4 027
6821	地產經紀及代理 Real estate brokerage and agency	5 751	5 726	28 075	27 720	783	640
6822	地產保養管理服務 Real estate maintenance management	2 428	2 437	81 274	81 787	3 092	3 384
M & N	專業及商用服務⁽¹⁾ Professional and business services						
691	法律服務 Legal services	2 878	2 881	23 901	24 285	275	269
692	會計、簿記及核數服務、稅務顧問 Accounting, bookkeeping and auditing services, tax consultancy	6 269	6 287	32 774	33 341	333	645
711	與建造及地產活動相關的建築、測量及工程服務 Architectural, surveying and engineering services related to real estate and construction	2 735	2 762	29 648	29 706	463	549
712	技術測試及分析 Technical testing and analysis	601	610	10 586	10 293	261	292
719	其他與建造及地產活動無關的工程、技術及顧問服務 Engineering, technical and consultancy services not related to construction and real estate n.e.c.	501	510	1 895	1 886	25	59
811	病媒防治服務 Pest control services	1 704	1 719	81 671	83 191	1 183	1 514
812	清潔服務 Cleaning services						
P - S	社會及個人服務⁽¹⁾ Social and personal services						
871	護養院 Nursing homes	53	52	3 913	3 877	268	334
873	長者住宿照顧服務 Residential care services for the elderly	735	747	21 826	22 232	2 357	2 442
941	企業、僱主及專業會員制組織活動 Activities of business, employers and professional membership organisations	465	471	3 701	3 751	215	202

表 6 (續) 按選定行業中類／行業小類／行業小分類劃分的機構單位數目、就業人數及職位空缺數目（公務員除外）

Table 6 (cont'd) Number of establishments, persons engaged and vacancies (other than those in the civil service) analysed by selected industry group / industry class / industry sub-class

香港標準 行業分類 2.0 版編碼 HSIC V2.0 code	行業中類／行業小類／行業小分類 Industry group / Industry class / Industry sub-class	機構單位數目 No. of establishments		就業人數 No. of persons engaged		職位空缺數目 No. of vacancies	
		2022 6月 Jun	2022 9月 Sep	2022 6月 Jun	2022 9月 Sep	2022 6月 Jun	2022 9月 Sep
949	其他會員制組織活動 Activities of other membership organisations n.e.c.	974	986	6 798	6 836	152	224
951	汽車及電單車維修服務 Servicing and repairing of motor vehicles and motorcycles	3 145	3 173	10 309	10 373	196	281
952	電腦及通訊設備修理 Repair of computers and communications equipment	666	665	1 600	1 580	28	31
953	個人及家庭用品修理 Repair of personal and household goods	2 663	2 689	5 302	5 363	28	76
9601	洗滌及乾洗服務 Laundry and dry-cleaning services	1 215	1 241	4 966	5 059	113	200
9602	美容及美體護理 Beauty and body prettifying treatment	10 341	10 510	34 459	35 019	776	906
	電子業⁽²⁾ Electronics	160	153	2 019	1 911	58	45

註釋：(1) 數字只涉及有關統計調查所包括的行業，詳情請參閱第 20 頁的「註釋」。

Notes: Figures relate only to those industries covered. Please refer to the “Notes” on page 20 for details.

- (2) 政府統計處曾詳細研究電子產品及電子業的統計分類事項，並曾就此徵詢有關的工商業機構，詳情刊載於《香港統計月刊》1986 年 3 月號的特刊內。在「香港標準行業分類 2.0 版」中，電子業包括下列行業組別：-

The statistical classification of electronic products and the electronics industry had been studied by the Census and Statistics Department in consultation with relevant trade and industrial organisations. Details are given in a special review article published in the March 1986 issue of the *Hong Kong Monthly Digest of Statistics*. The electronics industry in the HSIC V2.0 covers the following industries :-

261	電子組件及介板的製造	Manufacture of electronic components and boards
262	電腦及其周邊設備的製造	Manufacture of computers and peripheral equipment
263	通訊設備的製造	Manufacture of communication equipment
264	影音器材的製造	Manufacture of audio and video equipment
2651	量度、檢驗、導航及控制用設備的製造	Manufacture of measuring, testing, navigating and control equipment
265202	電子鐘及鐘肉、電子錶及錶肉的製造	Manufacture of electronic watches, watch movements, electronic clocks and clock movements
268	磁性及光學媒體的製造	Manufacture of magnetic and optical media
2731	電力電線、光纖電纜及其他電纜的製造	Manufacture of electric wire, fibre optic cables and other cables
279	其他電力設備的製造	Manufacture of other electrical equipment
2817	辦公室機械設備的製造（電腦及其周邊設備除外）	Manufacture of office machinery and equipment (except computers and peripheral equipment)
3245	電子遊戲用品及玩具的製造	Manufacture of electronic games and toys

表 7 按零售商類別劃分的零售業機構單位數目、就業人數及職位空缺數目
(公務員除外)

Table 7 Number of establishments, persons engaged and vacancies (other than those in the civil service) in the retail trade analysed by type of retail outlet

零售商類別 Type of retail outlet	機構單位數目 No. of establishments		就業人數 No. of persons engaged		職位空缺數目 No. of vacancies	
	2022 6月 Jun	2022 9月 Sep	2022 6月 Jun	2022 9月 Sep	2022 6月 Jun	2022 9月 Sep
食品、酒類飲品及煙草（超級市場／便利店除外） Food, alcoholic drinks and tobacco (other than supermarkets / convenience stores)	13 334	13 415	42 133	42 287	503	491
其中： Of which:						
麵包、糕餅、糖果及餅乾 Bread, pastry, confectionery and biscuits	2 163	2 182	11 944	11 956	215	241
超級市場／便利店 Supermarkets / Convenience stores	2 286	2 305	29 471	29 690	1 563	1 459
燃料 Fuels	317	315	2 918	2 900	108	123
衣物、鞋類及有關製品 Clothing, footwear and allied products	10 373	10 267	35 614	35 308	495	598
其中： Of which:						
服裝 Wearing apparel	9 094	9 001	30 927	30 670	407	488
鞋類、有關製品及其他衣物配件 Footwear, allied products and other clothing accessories	1 279	1 266	4 687	4 638	88	110
耐用消費品 Consumer durable goods	6 178	6 219	25 752	25 979	387	359
其中： Of which:						
汽車及汽車零件 Motor vehicles and parts	1 205	1 216	5 037	5 067	27	23
電器及攝影器材 Electrical goods and photographic equipment	2 800	2 807	10 290	10 311	173	159
百貨公司 Department stores	153	149	10 123	10 238	452	610

表 7 (續) 按零售商類別劃分的零售業機構單位數目、就業人數及職位空缺數目
(公務員除外)

Table 7 (cont'd) Number of establishments, persons engaged and vacancies (other than those in the civil service) in the retail trade analysed by type of retail outlet

零售商類別 Type of retail outlet	機構單位數目 No. of establishments		就業人數 No. of persons engaged		職位空缺數目 No. of vacancies	
	2022 6月 Jun	2022 9月 Sep	2022 6月 Jun	2022 9月 Sep	2022 6月 Jun	2022 9月 Sep
珠寶首飾、鐘錶及名貴禮物 Jewellery, watches and clocks, and valuable gifts	3 447	3 452	14 635	14 647	185	160
其他消費品 Other consumer goods	27 246	27 492	84 150	84 174	1 185	1 195
其中: Of which:						
書報、文具及禮品 Books, newspapers, stationery and gifts	1 698	1 690	4 533	4 534	44	59
中藥 Chinese drugs and herbs	1 138	1 135	4 127	4 105	59	65
藥物及化妝品 Medicines and cosmetics	4 012	4 009	21 632	21 422	200	218
所有零售商類別 All retail outlets	63 334	63 614	244 796	245 223	4 878	4 995

註釋：有關零售商的「香港標準行業分類 2.0 版」編碼，請參閱附錄乙。

Note: Please refer to Appendix B for the HSIC V2.0 codes of the retail outlet.

表 8 按行業主類／行業大類及性別劃分的就業人數（公務員除外）
Table 8 Number of persons engaged (other than those in the civil service) analysed by industry section / industry division and sex

香港標準 行業分類 2.0 版編碼 HSIC V2.0 code	行業主類／行業大類 Industry section / Industry division	就業人數 No. of persons engaged					
		2022年6月 June 2022			2022年9月 September 2022		
		男性 Male	女性 Female	總計 Total	男性 Male	女性 Female	總計 Total
B	採礦及採石 Mining and quarrying	21	1	22	20	1	21
08	採石及其他非金屬礦的採掘 Quarrying and other mining of non-metal ores	21	1	22	20	1	21
C	製造 Manufacturing	45 818	29 115	74 933	45 599	28 792	74 391
10	食品的製造 Manufacture of food products	10 886	12 074	22 960	11 109	11 887	22 996
11	飲品的製造 Manufacture of beverages	2 287	1 064	3 351	2 354	1 098	3 452
12	煙草製品的製造 Manufacture of tobacco products	337	183	520	333	187	520
13	紡織品的製造 Manufacture of textiles	738	708	1 446	625	750	1 375
14	成衣的製造 Manufacture of wearing apparel	1 018	1 312	2 330	900	1 312	2 212
15	皮革及相關製品的製造 Manufacture of leather and related products	169	101	270	165	98	263
16	木材及木製品、水松製品、草編及編結材料製品的製造（傢具及玩具除外） Manufacture of wood and of products of wood and cork, articles of straw and plaiting materials (except furniture and toys)						
17	紙及紙製品的製造 Manufacture of paper and paper products						
18	印刷及已儲錄資料媒體的複製 Printing and reproduction of recorded media	6 764	3 431	10 195	6 814	3 199	10 013
19	焦煤和精煉石油產品的製造 Manufacture of coke and refined petroleum products	939	536	1 475	939	575	1 514
20	化學品及化學產品的製造 Manufacture of chemicals and chemical products						
21	藥品、醫藥化學劑和植物藥材的製造 Manufacture of pharmaceuticals, medicinal chemical and botanical products						

表 8 (續) 按行業主類／行業大類及性別劃分的就業人數（公務員除外）
Table 8 (cont'd) Number of persons engaged (other than those in the civil service) analysed by industry section / industry division and sex

香港標準 行業分類 2.0 版編碼 HSIC V2.0 code	行業主類／行業大類 Industry section / Industry division	就業人數 No. of persons engaged					
		2022年6月 June 2022			2022年9月 September 2022		
		男性 Male	女性 Female	總計 Total	男性 Male	女性 Female	總計 Total
22	橡膠及塑膠產品的製造（傢具、玩具、體育用品及文具除外） Manufacture of rubber and plastics products (except furniture, toys, sports goods and stationery)	1 053	551	1 604	985	548	1 533
23	其他非金屬礦產產品的製造 Manufacture of other non-metallic mineral products	1 126	226	1 352	1 100	285	1 385
24	基本金屬的製造 Manufacture of basic metals	684	170	854	621	197	818
25	金屬製品的製造（機械及設備除外） Manufacture of fabricated metal products (except machinery and equipment)	1 426	437	1 863	1 283	532	1 815
26	電腦、電子及光學產品的製造 Manufacture of computer, electronic and optical products	1 130	866	1 996	1 066	849	1 915
27	電器設備的製造 Manufacture of electrical equipment	616	363	979	614	275	889
28	其他機械設備的製造 Manufacture of machinery and equipment n.e.c.	898	203	1 101	861	266	1 127
29	汽車的裝嵌 Body assembly of motor vehicles	237	50	287	222	40	262
30	其他運輸設備的製造 Manufacture of other transport equipment						
31	傢具的製造 Manufacture of furniture						
32	其他製造業 Other manufacturing	3 124	1 744	4 868	3 013	1 784	4 797
33	機械及設備的維修及安裝 Repair and installation of machinery and equipment	9 973	1 858	11 831	9 842	1 923	11 765
D & E	電力和燃氣供應及廢棄物管理 Electricity and gas supply, and waste management	8 845	2 901	11 746	9 012	2 751	11 763
D	電力及燃氣供應 Electricity and gas supply	6 330	1 673	8 003	6 367	1 672	8 039
35	電力及燃氣供應 Electricity and gas supply	6 330	1 673	8 003	6 367	1 672	8 039

表 8 (續) 按行業主類／行業大類及性別劃分的就業人數（公務員除外）
Table 8 (cont'd) Number of persons engaged (other than those in the civil service) analysed by industry section / industry division and sex

香港標準 行業分類 2.0 版編碼 HSIC V2.0 code	行業主類／行業大類 Industry section / Industry division	就業人數 No. of persons engaged					
		2022年6月 June 2022			2022年9月 September 2022		
		男性 Male	女性 Female	總計 Total	男性 Male	女性 Female	總計 Total
E	污水處理、廢棄物管理及污染防治服務 Sewerage, waste management and remediation services	2 515	1 228	3 743	2 645	1 079	3 724
37	污水處理 Sewerage	124	36	160	124	33	157
38	廢棄物的收集、處理及處置；資源的回收處理 Waste collection, treatment and disposal; materials recovery	2 386	1 190	3 576	2 517	1 044	3 561
39	污染防治及其他廢棄物處理服務 Remediation and other waste management services	5	2	7	4	2	6
F	建築地盤（只包括地盤工人） Construction sites (manual workers only)	91 197	12 214	103 411	96 930	12 750	109 680
	公營地盤 Public sector sites	37 210	3 197	40 407	43 840	3 742	47 582
	樓宇建築地盤 Building sites	18 601	1 679	20 280	21 845	1 993	23 838
	土木工程地盤 Civil engineering sites	18 609	1 518	20 127	21 995	1 749	23 744
	私營地盤 Private sector sites	53 987	9 017	63 004	53 090	9 008	62 098
	樓宇建築地盤 Building sites	51 038	8 639	59 677	49 654	8 621	58 275
	土木工程地盤 Civil engineering sites	2 949	378	3 327	3 436	387	3 823
G	進出口貿易、批發及零售⁽¹⁾ Import/export, wholesale and retail trades	330 540	349 007	679 547	328 290	349 613	677 903
	進出口貿易及批發 Import/export trade and wholesale	234 340	200 411	434 751	230 968	201 712	432 680
45	進出口貿易 Import and export trade	201 751	180 751	382 502	198 607	181 281	379 888
46	批發 Wholesale	32 589	19 660	52 249	32 361	20 431	52 792
	零售⁽¹⁾ Retail	96 200	148 596	244 796	97 322	147 901	245 223
47	零售業 Retail trade	96 200	148 596	244 796	97 322	147 901	245 223
H	運輸、倉庫、郵政及速遞服務⁽¹⁾ Transportation, storage, postal and courier services	109 503	52 967	162 470	109 986	54 040	164 026
49	陸路運輸 Land transport	36 452	6 730	43 182	36 205	6 669	42 874

表 8 (續) 按行業主類／行業大類及性別劃分的就業人數（公務員除外）
Table 8 (cont'd) Number of persons engaged (other than those in the civil service) analysed by industry section / industry division and sex

香港標準 行業分類 2.0 版編碼 HSIC V2.0 code	行業主類／行業大類 Industry section / Industry division	就業人數 No. of persons engaged					
		2022年6月 June 2022			2022年9月 September 2022		
		男性 Male	女性 Female	總計 Total	男性 Male	女性 Female	總計 Total
50	水上運輸 Water transport	6 178	3 851	10 029	5 965	4 000	9 965
51	航空運輸 Air transport	7 946	9 863	17 809	9 373	10 924	20 297
52	貨倉及運輸輔助服務 Warehousing and support services for transportation	47 039	27 339	74 378	46 842	27 748	74 590
53	郵政及速遞服務 Postal and courier services	11 888	5 184	17 072	11 601	4 699	16 300
I	住宿及膳食服務⁽¹⁾ Accommodation and food services	111 781	138 751	250 532	113 023	142 567	255 590
55	住宿服務 Accommodation services	17 796	15 572	33 368	17 831	15 745	33 576
56	餐飲服務 Food and beverage services	93 985	123 179	217 164	95 192	126 822	222 014
J	資訊及通訊 Information and communications	68 808	37 327	106 135	68 617	36 682	105 299
58	出版 Publishing	8 149	6 797	14 946	7 798	7 059	14 857
59	電影、錄像及電視節目製作、錄音及音樂出版 Motion picture, video and television programme production, sound recording and music publishing	9 032	6 357	15 389	9 039	6 324	15 363
60	節目編製及廣播 Programming and broadcasting						
61	電訊 Telecommunications						
62	資訊科技服務 Information technology services	35 643	13 550	49 193	35 683	13 389	49 072
63	資訊服務 Information services	4 608	3 262	7 870	4 655	3 081	7 736
K	金融及保險⁽¹⁾ Financing and insurance	114 608	118 823	233 431	114 096	118 410	232 506
64	金融服務（保險及退休基金除外） Financial services (except insurance and pension funding)	66 070	67 790	133 860	65 432	68 760	134 192
65	保險 Insurance	7 311	9 804	17 115	7 215	9 554	16 769
66	金融保險輔助服務 Services auxiliary to financial and insurance services	41 227	41 229	82 456	41 449	40 096	81 545

表 8 (續) 按行業主類／行業大類及性別劃分的就業人數（公務員除外）
Table 8 (cont'd) Number of persons engaged (other than those in the civil service) analysed by industry section / industry division and sex

香港標準 行業分類 2.0 版編碼 HSIC V2.0 code	行業主類／行業大類 Industry section / Industry division	就業人數 No. of persons engaged					
		2022年6月 June 2022			2022年9月 September 2022		
		男性 Male	女性 Female	總計 Total	男性 Male	女性 Female	總計 Total
L	地產 Real estate	79 487	58 720	138 207	80 820	57 670	138 490
68	地產 Real estate	79 487	58 720	138 207	80 820	57 670	138 490
M & N	專業及商用服務⁽¹⁾ Professional and business services	187 643	191 222	378 865	187 847	192 914	380 761
M	專業、科學及技術服務 Professional, scientific and technical services	97 385	87 183	184 568	97 528	88 343	185 871
69	法律及會計服務 Legal and accounting services	25 342	31 333	56 675	26 417	31 209	57 626
70	總辦事處；管理及管理顧問服務 Activities of head offices; management and management consultancy services	19 843	21 706	41 549	19 209	23 354	42 563
71	建築及工程服務、技術測試及分析 Architecture and engineering services, technical testing and analysis	28 514	13 615	42 129	27 672	14 213	41 885
72	科學研究及發展 Scientific research and development	2 453	1 595	4 048	2 557	1 322	3 879
74	廣告及市場研究 Advertising and market research	6 620	6 914	13 534	6 965	6 447	13 412
73	獸醫 Veterinary services	14 613	12 020	26 633	14 708	11 798	26 506
75	其他專業、科學及技術服務 Other professional, scientific and technical services						
N	行政及支援服務⁽¹⁾ Administrative and support services	90 258	104 039	194 297	90 319	104 571	194 890
77	租賃服務 Rental and leasing services	2 418	1 086	3 504	2 147	1 322	3 469
78	就業服務 Employment services	9 552	11 511	21 063	10 243	10 541	20 784
79	旅行代理、代訂服務及相關服務 Travel agency, reservation service and related services	5 590	6 711	12 301	5 224	6 746	11 970
80	保安及偵查服務 Security and investigation services	33 094	18 573	51 667	31 708	20 178	51 886
81	建築物及園境護理服務 Services to buildings and landscape care	30 174	54 769	84 943	31 697	54 736	86 433
82	辦公室行政、辦公室支援及其他商業支援服務 Office administrative, office support and other business support services	9 430	11 389	20 819	9 300	11 048	20 348

表 8 (續) 按行業主類／行業大類及性別劃分的就業人數（公務員除外）
Table 8 (cont'd) Number of persons engaged (other than those in the civil service) analysed by industry section / industry division and sex

香港標準 行業分類 2.0 版編碼 HSIC V2.0 code	行業主類／行業大類 Industry section / Industry division	就業人數 No. of persons engaged					
		2022年6月 June 2022			2022年9月 September 2022		
		男性 Male	女性 Female	總計 Total	男性 Male	女性 Female	總計 Total
P - S	社會及個人服務⁽¹⁾ Social and personal services	183 050	350 873	533 923	185 479	350 950	536 429
P	教育 Education	72 990	132 542	205 532	74 691	130 917	205 608
85	教育 Education	72 990	132 542	205 532	74 691	130 917	205 608
Q	人類保健及社會工作服務⁽¹⁾ Human health and social work services	55 020	159 071	214 091	56 383	159 427	215 810
86	人類保健服務 Human health services	40 507	107 843	148 350	41 481	107 798	149 279
87	住宿護理服務 Residential care services	5 996	29 050	35 046	6 065	29 493	35 558
88	社會工作服務 Social work services	8 517	22 178	30 695	8 837	22 136	30 973
R	藝術、娛樂及康樂活動⁽¹⁾ Arts, entertainment and recreation	23 126	21 856	44 982	23 307	21 543	44 850
90	創作及表演藝術活動 Creative and performing arts activities	2 370	2 034	4 404	2 186	2 310	4 496
91	圖書館、檔案保存、博物館及其他文化活動 Libraries, archives, museums and other cultural activities	249	508	757	263	525	788
92	遊樂園及主題樂園 Amusement parks and theme parks	4 120	4 104	8 224	3 846	3 939	7 785
93	體育及其他娛樂服務 Sports and other entertainment services	16 387	15 210	31 597	17 012	14 769	31 781
S	其他服務⁽¹⁾ Other services	31 914	37 404	69 318	31 098	39 063	70 161
94	會員制組織活動 Activities of membership organisations	4 637	5 862	10 499	4 404	6 183	10 587
95	汽車、電單車、電腦、個人及家庭用品修理 Repair of motor vehicles, motorcycles, computers, personal and household goods	14 197	3 014	17 211	14 003	3 313	17 316
96	其他個人服務 Other personal services	13 080	28 528	41 608	12 691	29 567	42 258
以上行業主類總計⁽¹⁾ Total of industry sections above		1 331 301	1 341 921	2 673 222	1 339 719	1 347 140	2 686 859

註釋：(1) 數字只涉及有關統計調查所包括的行業，詳情請參閱第 20 頁的「註釋」。

Note: Figures relate only to those industries covered. Please refer to the "Notes" on page 20 for details.

表 9 按行業主類及機構規模劃分的機構單位數目及就業人數（公務員除外）

Table 9 Number of establishments and persons engaged (other than those in the civil service) analysed by industry section and size of establishment

香港標準 行業分類 2.0 版編碼 HSIC V2.0 code	行業主類 Industry section	機構規模 （按就業人數劃分） Size of establishment (in terms of number of persons engaged)	2022年9月 September 2022			
			機構單位數目 No. of establishments	就業人數 No. of persons engaged		
				男性 Male	女性 Female	總計 Total
B	採礦及採石 Mining and quarrying	1 - 9	0	0	0	0
		10 - 19	0	0	0	0
		20 - 49	1	20	1	21
		小計 Sub-total	1	20	1	21
C	製造 Manufacturing	1 - 9	6 873	12 335	6 415	18 750
		10 - 19	776	5 645	4 493	10 138
		20 - 49	411	6 681	4 991	11 672
		50 - 99	85	3 623	2 377	6 000
		100 - 199	54	3 843	3 321	7 164
		200 - 499	32	5 581	4 394	9 975
		500 - 999	4	1 623	1 196	2 819
		≥ 1 000	4	6 268	1 605	7 873
		小計 Sub-total	8 239	45 599	28 792	74 391
D & E	電力和燃氣供應及廢 棄物管理 Electricity and gas supply, and waste management	1 - 9	386	657	254	911
		10 - 19	42	301	197	498
		20 - 49	16	344	174	518
		50 - 99	3	123	86	209
		100 - 199	9	952	337	1 289
		200 - 499	1	290	45	335
		500 - 999	0	0	0	0
		≥ 1 000	3	6 345	1 658	8 003
		小計 Sub-total	460	9 012	2 751	11 763
F	建築地盤（只包括地 盤工人） Construction sites (manual workers only)	1 - 9	717	2 686	236	2 922
		10 - 19	261	3 117	298	3 415
		20 - 49	280	7 898	920	8 818
		50 - 99	146	9 234	911	10 145
		100 - 199	88	10 885	1 137	12 022
		200 - 499	83	22 710	3 437	26 147
		500 - 999	41	25 140	3 602	28 742
		≥ 1 000	11	15 260	2 209	17 469
		小計 Sub-total	1 627	96 930	12 750	109 680
G	進出口貿易、批發及 零售 ⁽¹⁾ Import/export, wholesale and retail trades	1 - 9	155 891	196 875	194 774	391 649
		10 - 19	7 438	47 215	48 839	96 054
		20 - 49	3 178	42 674	56 640	99 314
		50 - 99	527	16 777	19 663	36 440
		100 - 199	200	11 730	15 702	27 432
		200 - 499	76	9 599	11 448	21 047
		500 - 999	9	3 420	2 547	5 967
		小計 Sub-total	167 319	328 290	349 613	677 903

表 9 (續) 按行業主類及機構規模劃分的機構單位數目及就業人數（公務員除外）
Table 9 (cont'd) Number of establishments and persons engaged (other than those in the civil service) analysed by industry section and size of establishment

香港標準 行業分類 2.0 版編碼 HSIC V2.0 code	行業主類 Industry section	機構規模 (按就業人數劃分) Size of establishment (in terms of number of persons engaged)	2022年9月 September 2022			
			機構單位數目 No. of establishments	就業人數 No. of persons engaged		
				男性 Male	女性 Female	總計 Total
H	進出口貿易及批發 <i>Import/export trade and wholesale</i>	1 - 9	95 591	133 855	98 960	232 815
		10 - 19	5 443	36 434	34 280	70 714
		20 - 49	2 097	29 555	36 133	65 688
		50 - 99	376	13 011	12 875	25 886
		100 - 199	140	8 962	10 210	19 172
		200 - 499	52	6 795	7 579	14 374
		500 - 999	6	2 356	1 675	4 031
		小計 Sub-total	103 705	230 968	201 712	432 680
	零售 ⁽¹⁾ <i>Retail</i>	1 - 9	60 300	63 020	95 814	158 834
		10 - 19	1 995	10 781	14 559	25 340
		20 - 49	1 081	13 119	20 507	33 626
		50 - 99	151	3 766	6 788	10 554
		100 - 199	60	2 768	5 492	8 260
		200 - 499	24	2 804	3 869	6 673
		500 - 999	3	1 064	872	1 936
		小計 Sub-total	63 614	97 322	147 901	245 223
	運輸、倉庫、郵政及 速遞服務 ⁽¹⁾ <i>Transportation, storage, postal and courier services</i>	1 - 9	8 121	15 067	8 702	23 769
		10 - 19	1 097	9 004	5 301	14 305
		20 - 49	868	16 787	9 547	26 334
		50 - 99	136	5 886	3 750	9 636
		100 - 199	88	7 129	4 480	11 609
		200 - 499	40	8 191	3 653	11 844
		500 - 999	11	5 460	2 597	8 057
		≥ 1 000	11	42 462	16 010	58 472
		小計 Sub-total	10 372	109 986	54 040	164 026
I	住宿及膳食服務 ⁽¹⁾ <i>Accommodation and food services</i>	1 - 9	11 640	25 107	30 543	55 650
		10 - 19	3 314	19 954	24 172	44 126
		20 - 49	2 346	28 409	39 806	68 215
		50 - 99	931	24 506	35 208	59 714
		100 - 199	56	3 688	3 716	7 404
		200 - 499	39	7 088	5 825	12 913
		500 - 999	11	4 271	3 297	7 568
		小計 Sub-total	18 337	113 023	142 567	255 590
J	資訊及通訊 <i>Information and communications</i>	1 - 9	14 297	24 407	10 712	35 119
		10 - 19	551	4 445	2 946	7 391
		20 - 49	382	6 915	4 612	11 527
		50 - 99	87	3 643	2 533	6 176
		100 - 199	57	4 804	2 900	7 704
		200 - 499	35	5 991	3 630	9 621
		500 - 999	17	7 415	4 342	11 757
		≥ 1 000	6	10 997	5 007	16 004
		小計 Sub-total	15 432	68 617	36 682	105 299

表 9 (續) 按行業主類及機構規模劃分的機構單位數目及就業人數（公務員除外）
Table 9 (cont'd) Number of establishments and persons engaged (other than those in the civil service) analysed by industry section and size of establishment

		2022年9月 September 2022				
香港標準 行業分類 2.0 版編碼		機構規模 (按就業人數劃分) Size of establishment (in terms of number of persons engaged)	機構單位數目 No. of establishments	就業人數 No. of persons engaged		
HSIC V2.0 code	行業主類 Industry section			男性 Male	女性 Female	總計 Total
K	金融及保險 ⁽¹⁾ Financing and insurance	1 - 9	25 553	23 852	22 235	46 087
		10 - 19	1 309	8 294	8 579	16 873
		20 - 49	713	10 159	10 734	20 893
		50 - 99	239	8 303	8 521	16 824
		100 - 199	120	7 774	8 878	16 652
		200 - 499	101	16 081	15 920	32 001
		500 - 999	34	11 691	12 136	23 827
		≥ 1 000	27	27 942	31 407	59 349
		小計 Sub-total	28 096	114 096	118 410	232 506
L	地產 Real estate	1 - 9	16 215	19 288	14 703	33 991
		10 - 19	1 140	8 146	5 887	14 033
		20 - 49	185	3 666	2 287	5 953
		50 - 99	154	6 560	4 501	11 061
		100 - 199	75	6 443	3 841	10 284
		200 - 499	35	6 256	4 227	10 483
		500 - 999	16	6 481	4 306	10 787
		≥ 1 000	18	23 980	17 918	41 898
		小計 Sub-total	17 838	80 820	57 670	138 490
M & N	專業及商用服務 ⁽¹⁾ Professional and business services	1 - 9	47 703	53 370	47 962	101 332
		10 - 19	2 212	13 960	14 824	28 784
		20 - 49	1 146	15 579	18 487	34 066
		50 - 99	321	10 914	11 810	22 724
		100 - 199	191	13 534	12 476	26 010
		200 - 499	126	19 620	19 029	38 649
		500 - 999	35	12 327	12 058	24 385
		≥ 1 000	43	48 543	56 268	104 811
		小計 Sub-total	51 777	187 847	192 914	380 761
P - S	社會及個人服務 ⁽¹⁾ Social and personal services	1 - 9	47 727	48 334	71 827	120 161
		10 - 19	2 959	10 699	28 274	38 973
		20 - 49	2 346	18 380	51 533	69 913
		50 - 99	967	22 141	48 563	70 704
		100 - 199	236	10 392	20 126	30 518
		200 - 499	64	7 527	11 296	18 823
		500 - 999	9	2 871	4 198	7 069
		≥ 1 000	21	65 135	115 133	180 268
		小計 Sub-total	54 329	185 479	350 950	536 429
以上行業主類總計 ⁽¹⁾ Total of industry sections above		1 - 9	335 123	421 978	408 363	830 341
		10 - 19	21 099	130 780	143 810	274 590
		20 - 49	11 872	157 512	199 732	357 244
		50 - 99	3 596	111 710	137 923	249 633
		100 - 199	1 174	81 174	76 914	158 088
		200 - 499	632	108 934	82 904	191 838
		500 - 999	187	80 699	50 279	130 978
		≥ 1 000	144	246 932	247 215	494 147
		總計 Total	373 827	1 339 719	1 347 140	2 686 859

註釋：(1) 數字只涉及有關統計調查所包括的行業，詳情請參閱第20頁的「註釋」。

Note: Figures relate only to those industries covered. Please refer to the "Notes" on page 20 for details.

表 10 按行業主類及主要職業組別劃分的職位空缺數目（公務員除外）
Table 10 Number of vacancies (other than those in the civil service)
analysed by industry section and major occupation group

香港標準 行業分類 2.0 版編碼 HSIC V2.0 code	行業主類 Industry section	主要職業組別 Major occupation group									
		經理 Managers		專業人員 Professionals		輔助專業人員 Associate professionals		文書支援人員 Clerical support workers		服務及銷售人員 Service and sales workers	
		2022 6月	2022 9月	2022 6月	2022 9月	2022 6月	2022 9月	2022 6月	2022 9月	2022 6月	2022 9月
		Jun	Sep	Jun	Sep	Jun	Sep	Jun	Sep	Jun	Sep
B	採礦及採石 Mining and quarrying	***	***	***	***	***	***	***	***	***	***
C	製造 Manufacturing	29	44	162	141	120	159	133	104	145	208
D & E	電力和燃氣供應及廢棄物管理 Electricity and gas supply, and waste management	***	***	***	***	***	***	***	***	***	***
F	建築地盤（只包括地盤工人） Construction sites (manual workers only)	-	-	-	-	-	-	-	-	-	-
G	進出口貿易、批發及零售 ⁽¹⁾ Import/export, wholesale and retail trades	496	414	837	795	1 616	1 340	753	977	3 877	4 593
	進出口貿易及批發 Import/export trade and wholesale	391	273	613	673	1 165	1 153	438	647	423	617
	零售 ⁽¹⁾ Retail	105	141	224	122	451	187	315	330	3 454	3 976
H	運輸、倉庫、郵政及速遞服務 ⁽¹⁾ Transportation, storage, postal and courier services	223	173	315	1 410	728	1 580	684	838	405	1 720
I	住宿及膳食服務 ⁽¹⁾ Accommodation and food services	142	136	41	22	302	197	311	259	5 006	6 016
J	資訊及通訊 Information and communications	290	229	1 482	1 873	828	612	83	61	48	130
K	金融及保險 ⁽¹⁾ Financing and insurance	1 243	1 457	1 454	1 884	2 553	2 630	459	403	56	173
L	地產 Real estate	71	126	90	146	823	498	448	237	2 241	2 926
M & N	專業及商用服務 ⁽¹⁾ Professional and business services	321	366	1 353	1 299	1 450	1 307	498	657	1 765	1 994
P - S	社會及個人服務 ⁽¹⁾ Social and personal services	759	611	6 381	7 305	3 208	5 707	2 641	3 013	6 022	6 984
以上行業主類總計 ⁽¹⁾ Total of industry sections above		3 598	3 584	12 135	14 889	11 704	14 100	6 026	6 555	19 565	24 751

表 10 (續) 按行業主類及主要職業組別劃分的職位空缺數目 (公務員除外)

Table 10 (cont'd) Number of vacancies (other than those in the civil service)
analysed by industry section and major occupation group

香港標準 行業分類 2.0 版編碼 HSIC V2.0 code	行業主類 Industry section	主要職業組別 Major occupation group									
		工藝及有關人員 Craft and related workers		機台及機器操 作員及裝配員 Plant and machine operators and assemblers		漁農業熟練工人 Skilled agricultural and fishery workers		非技術工人 Elementary occupations		總計 Total	
		2022 6月 Jun	2022 9月 Sep	2022 6月 Jun	2022 9月 Sep	2022 6月 Jun	2022 9月 Sep	2022 6月 Jun	2022 9月 Sep	2022 6月 Jun	2022 9月 Sep
B	採礦及採石 Mining and quarrying	***	***	***	***	***	***	***	***	***	***
C	製造 Manufacturing	505	548	113	175	0	0	431	450	1 638	1 829
D & E	電力和燃氣供應及廢棄物管理 Electricity and gas supply, and waste management	***	***	***	***	***	***	***	***	***	***
F	建築地盤 (只包括地盤工人) Construction sites (manual workers only)	311	57	6	9	-	-	317	576	634	642
G	進出口貿易、批發及零售 ⁽¹⁾ Import/export, wholesale and retail trades	341	272	70	111	0	0	491	607	8 481	9 109
	進出口貿易及批發 Import/export trade and wholesale	242	163	67	85	0	0	264	503	3 603	4 114
	零售 ⁽¹⁾ Retail	99	109	3	26	0	0	227	104	4 878	4 995
H	運輸、倉庫、郵政及速遞服務 ⁽¹⁾ Transportation, storage, postal and courier services	355	321	657	780	0	4	374	698	3 741	7 524
I	住宿及膳食服務 ⁽¹⁾ Accommodation and food services	126	104	10	44	0	0	552	797	6 490	7 575
J	資訊及通訊 Information and communications	26	60	10	48	1	1	13	2	2 781	3 016
K	金融及保險 ⁽¹⁾ Financing and insurance	0	30	7	2	0	0	3	5	5 775	6 584
L	地產 Real estate	168	172	2	3	9	4	329	227	4 181	4 339
M & N	專業及商用服務 ⁽¹⁾ Professional and business services	248	282	66	76	100	124	1 267	1 510	7 068	7 615
P - S	社會及個人服務 ⁽¹⁾ Social and personal services	281	462	136	145	33	27	1 911	2 015	21 372	26 269
以上行業主類總計 ⁽¹⁾ Total of industry sections above		2 398	2 347	1 147	1 454	143	160	5 782	6 998	62 498	74 838

註釋：(1) 數字只涉及有關統計調查所包括的行業，詳情請參閱第20頁的「註釋」。

Note : Figures relate only to those industries covered. Please refer to the "Notes" on page 20 for details.

表 11 選定行業主類內經季節性調整及未經調整的就業人數（公務員除外）按3個月的變動百分率
Table 11 Percentage change over 3-month period of the seasonally adjusted and seasonally unadjusted statistics of persons engaged (other than those in the civil service) in selected industry sections

香港標準 行業分類 2.0 版編碼 HSIC 選定行業主類 V2.0 code Selected industry section		按 3 個月的變動百分率 (%) Percentage change over 3-month period (%)					
		2021 9月 Sep	2021 12月 Dec	2022 3月 Mar	2022 6月 Jun	2022 9月 Sep	
所有行業主類 ⁽¹⁾ All industry sections covered		經季節性調整 Seasonally adjusted	+0.1	-0.1	-1.0	-0.3	+0.2
		未經季節性調整 Seasonally unadjusted	+0.3	+0.3	-1.6	-0.3	+0.5
C	製造 Manufacturing	經季節性調整 Seasonally adjusted	-1.2	-1.9	-1.1	-1.2	-1.0
		未經季節性調整 Seasonally unadjusted	-1.0	-2.5	-0.9	-1.1	-0.7
D & E	電力和燃氣供應及廢棄物管理 Electricity and gas supply, and waste management	經季節性調整 Seasonally adjusted	-0.6	+1.1	+2.8	-0.3	-0.4
		未經季節性調整 Seasonally unadjusted	+0.1	+0.4	+2.2	+0.5	+0.1
F	建築地盤（只包括地盤工人） Construction sites (manual workers only)	經季節性調整 Seasonally adjusted	+1.4	-0.1	-9.6	+6.6	+6.8
		未經季節性調整 Seasonally unadjusted	+0.2	+0.3	-7.8	+5.2	+6.1
G	進出口貿易、批發及零售 ⁽¹⁾ Import/export, wholesale and retail trades	經季節性調整 Seasonally adjusted	+\$	+0.2	-0.5	-0.3	-0.3
		未經季節性調整 Seasonally unadjusted	+0.1	+1.1	-1.1	-0.6	-0.2
I	住宿及膳食服務 ⁽¹⁾ Accommodation and food services	經季節性調整 Seasonally adjusted	+0.8	+0.4	-4.4	+2.8	+1.7
		未經季節性調整 Seasonally unadjusted	+1.0	-0.4	-5.3	+4.3	+2.0
K - N	金融及保險、地產以及專業及 商用服務 ⁽¹⁾ Financing and insurance, real estate, and professional and business services	經季節性調整 Seasonally adjusted	+0.6	-0.1	-0.6	-1.9	-0.1
		未經季節性調整 Seasonally unadjusted	+0.8	+0.1	-0.8	-2.1	+0.2
P - S	社會及個人服務 ⁽¹⁾ Social and personal services	經季節性調整 Seasonally adjusted	+0.1	+0.2	-0.4	+0.4	+0.3
		未經季節性調整 Seasonally unadjusted	+0.2	+0.7	-0.8	+0.2	+0.5

註釋：經季節性調整的數列會因應最新數據的趨勢而定期調整。由於部分行業主類沒有明顯的季節性模式，所以並沒有編製有關的數字。
Notes: The seasonally adjusted data series are subject to routine revision when more up-to-date figures become available. Seasonally adjusted data series are not compiled for some industry sections as no clear seasonal patterns are found in these sections.

(1) 數字只涉及有關統計調查所包括的行業，詳情請參閱第20頁的「註釋」。
Figures relate only to those industries covered. Please refer to the “Notes” on page 20 for details.

§ 少於0.05%。
Less than 0.05%.

表 12 選定行業主類內經季節性調整及未經調整的職位空缺數目（公務員除外）按3個月的變動百分率

Table 12 Percentage change over 3-month period of the seasonally adjusted and seasonally unadjusted statistics of vacancies (other than those in the civil service) in selected industry sections

香港標準 行業分類 2.0 版編碼 HSIC 選定行業主類 V2.0 code Selected industry section		按3個月的變動百分率(%) Percentage change over 3-month period (%)				
		2021 9月 Sep	2021 12月 Dec	2022 3月 Mar	2022 6月 Jun	2022 9月 Sep
所有行業主類⁽¹⁾ All industry sections covered						
	經季節性調整 Seasonally adjusted	+15.7	+15.6	-10.1	+14.6	+14.7
	未經季節性調整 Seasonally unadjusted	+20.1	+11.8	-11.9	+16.4	+19.7
G	進出口貿易、批發及零售 ⁽¹⁾ Import/export, wholesale and retail trades					
	經季節性調整 Seasonally adjusted	+15.2	+12.4	-25.0	+19.9	+2.0
	未經季節性調整 Seasonally unadjusted	+20.3	+6.6	-29.2	+28.0	+7.4
H	運輸、倉庫、郵政及速遞服務 ⁽¹⁾ Transportation, storage, postal and courier services					
	經季節性調整 Seasonally adjusted	-8.1	+54.6	-13.5	+3.4	+111.3
	未經季節性調整 Seasonally unadjusted	-12.0	+38.0	-0.3	+5.4	+101.1
K - N	金融及保險、地產以及專業及 商用服務 ⁽¹⁾ Financing and insurance, real estate, and professional and business services					
	經季節性調整 Seasonally adjusted	+11.1	+10.6	-4.2	+3.7	+5.1
	未經季節性調整 Seasonally unadjusted	+14.3	+8.3	-4.3	+2.7	+8.9

註釋：經季節性調整的數列會因應最新數據的趨勢而定期調整。由於部分行業主類沒有明顯的季節性模式，所以並沒有編製有關的數字。
Notes: The seasonally adjusted data series are subject to routine revision when more up-to-date figures become available. Seasonally adjusted data series are not compiled for some industry sections as no clear seasonal patterns are found in these sections.

(1) 數字只涉及有關統計調查所包括的行業，詳情請參閱第20頁的「註釋」。
Figures relate only to those industries covered. Please refer to the “Notes” on page 20 for details.

圖 1 選定行業主類的就業人數

Chart 1 Employment in selected industry sections

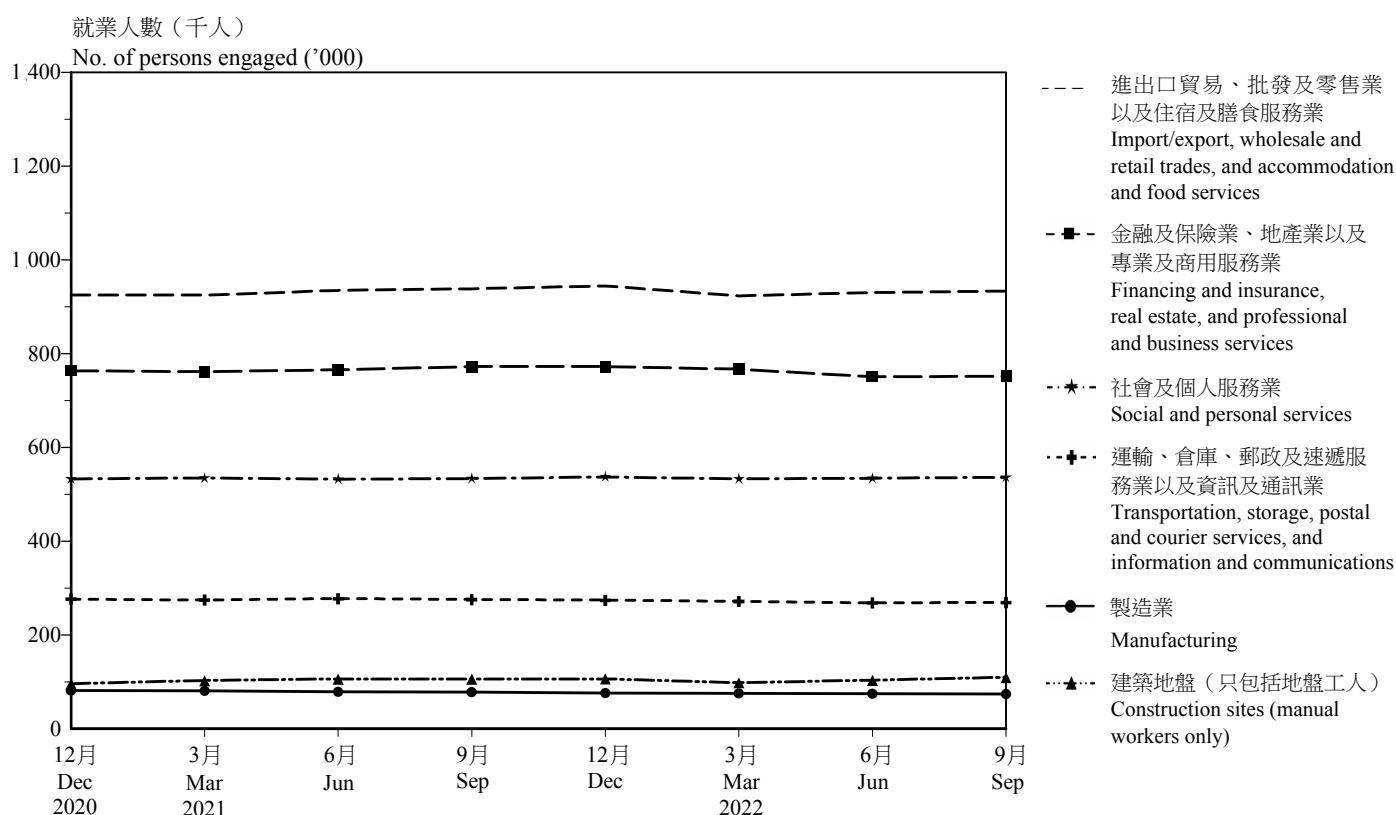


圖 2 選定行業主類的職位空缺數目

Chart 2 Number of vacancies in selected industry sections

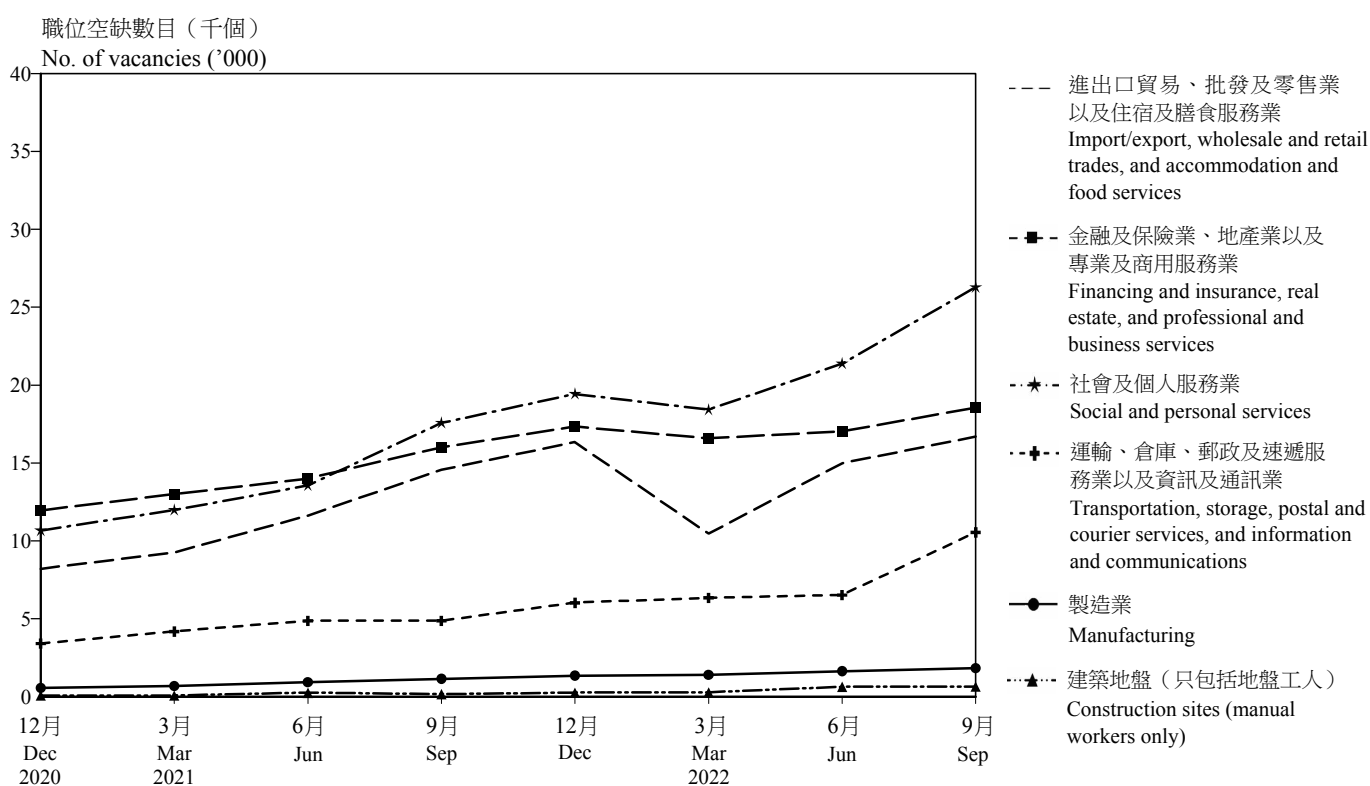


圖 3 製造業的就業人數
Chart 3 Employment in manufacturing

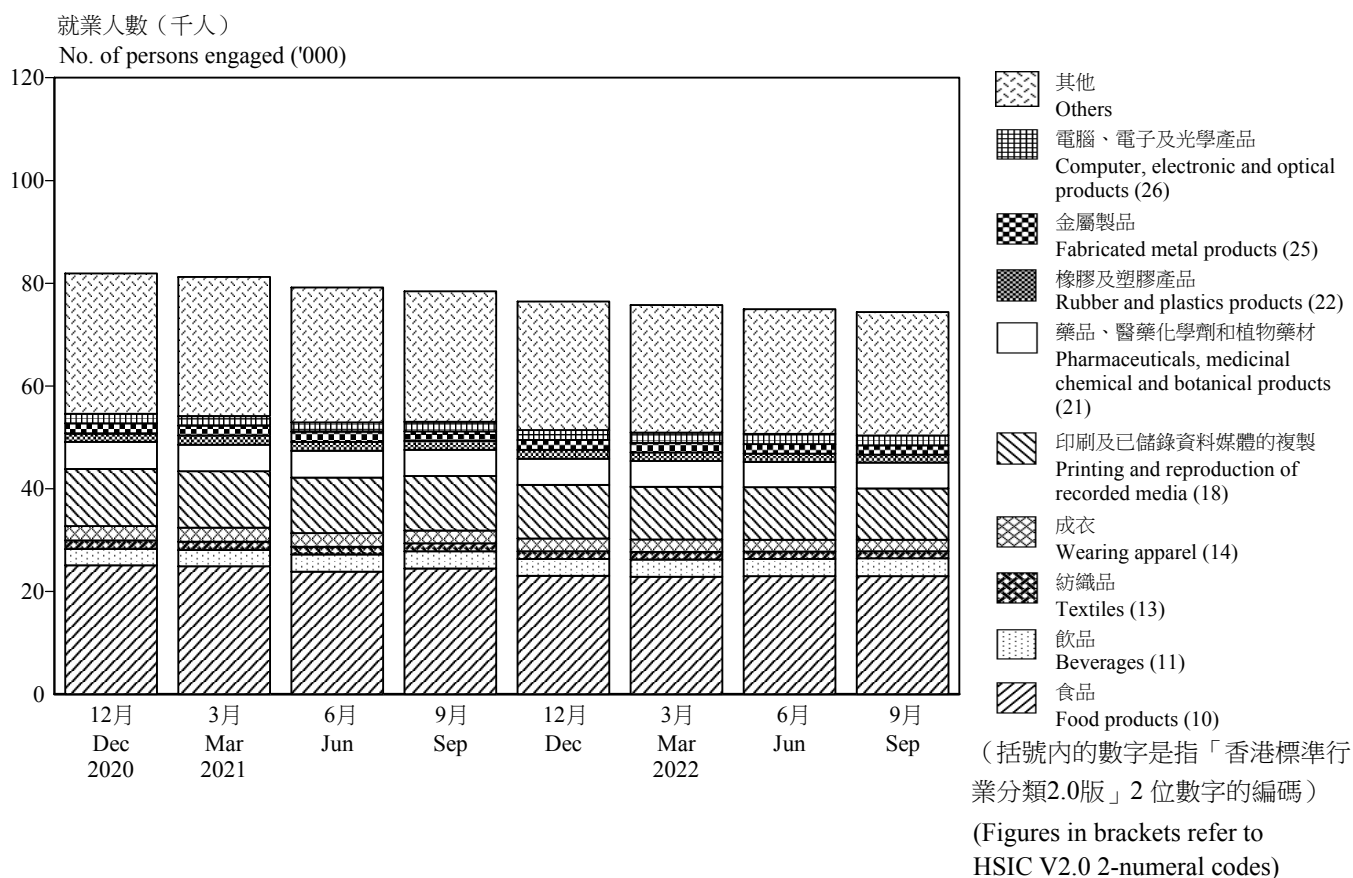


圖 4 建築地盤的工人人數
Chart 4 Number of manual workers engaged at construction sites

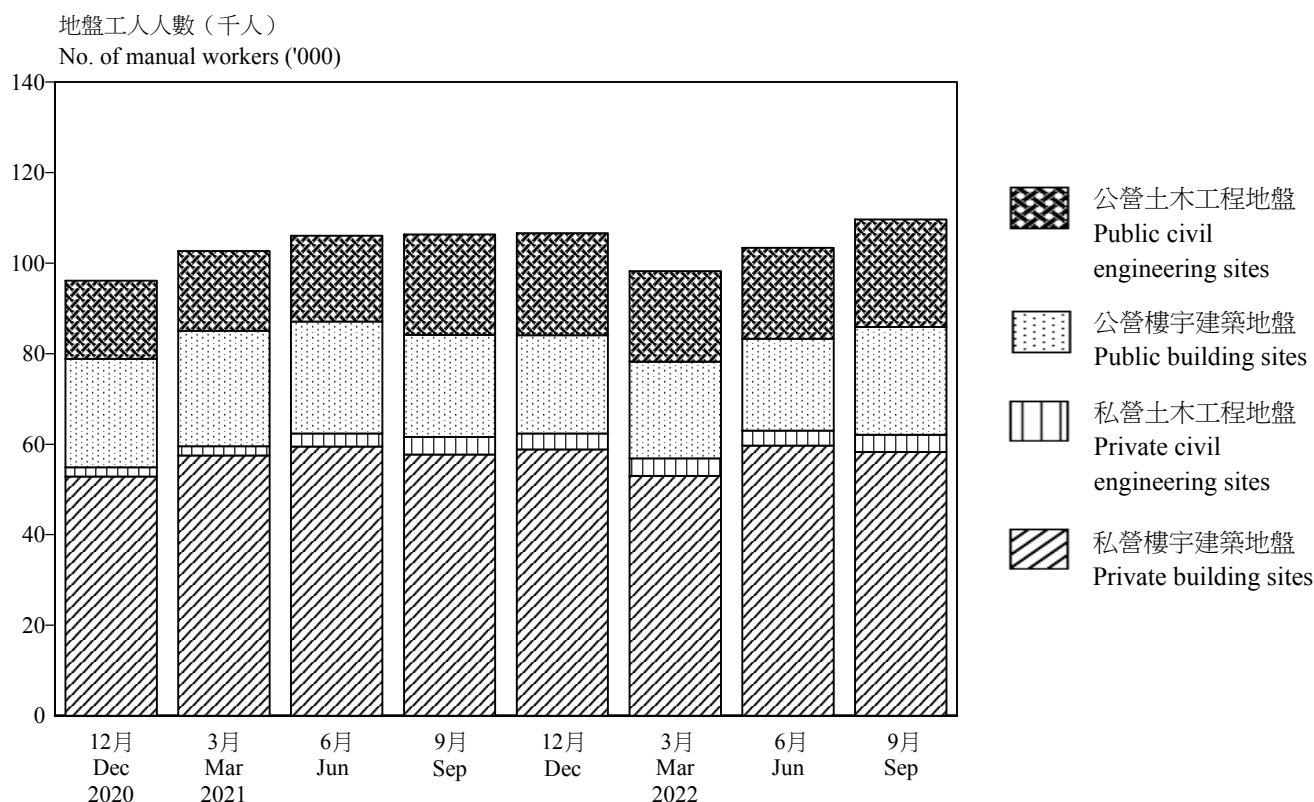


圖 5 進出口貿易、批發及零售業以及住宿及膳食服務業的就業人數
Chart 5 Employment in import/export, wholesale and retail trades, and accommodation and food services

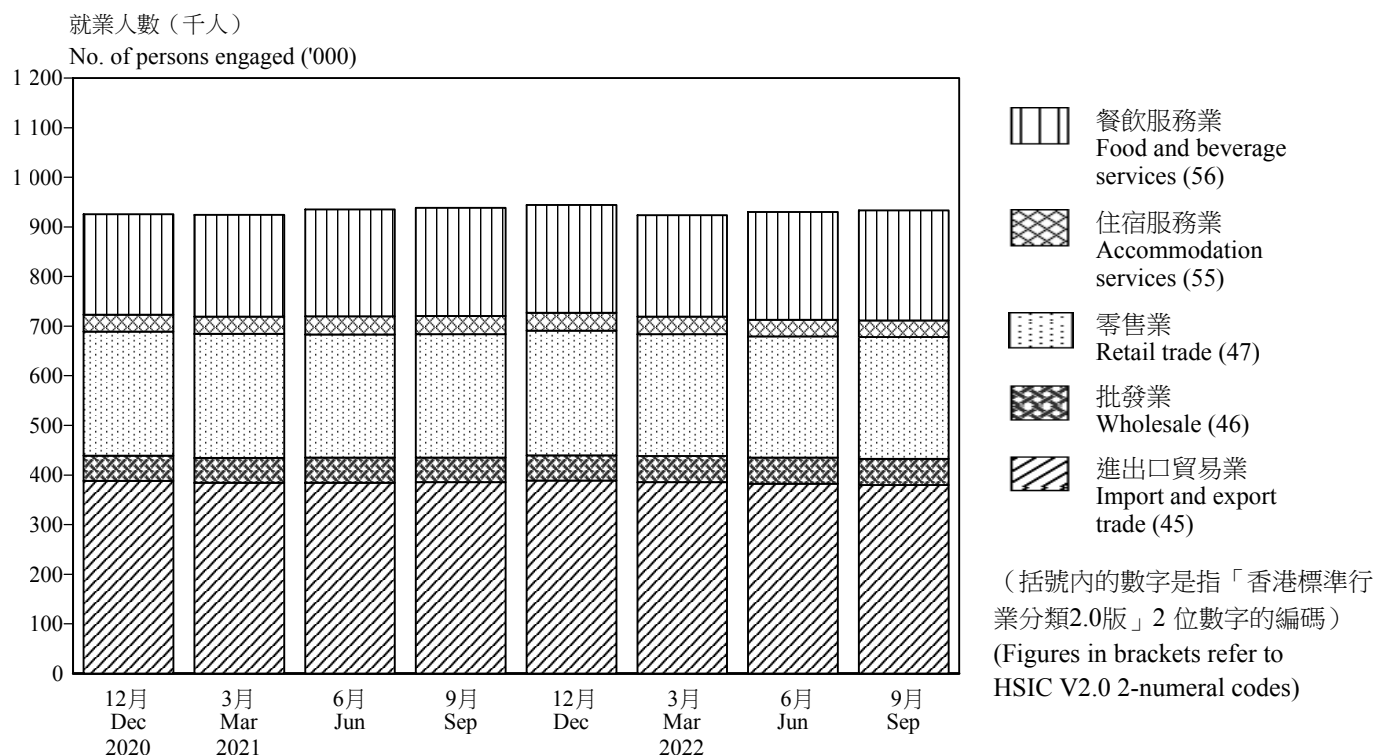


圖 6 金融及保險業、地產業以及專業及商用服務業的就業人數
Chart 6 Employment in financing and insurance, real estate, and professional and business services

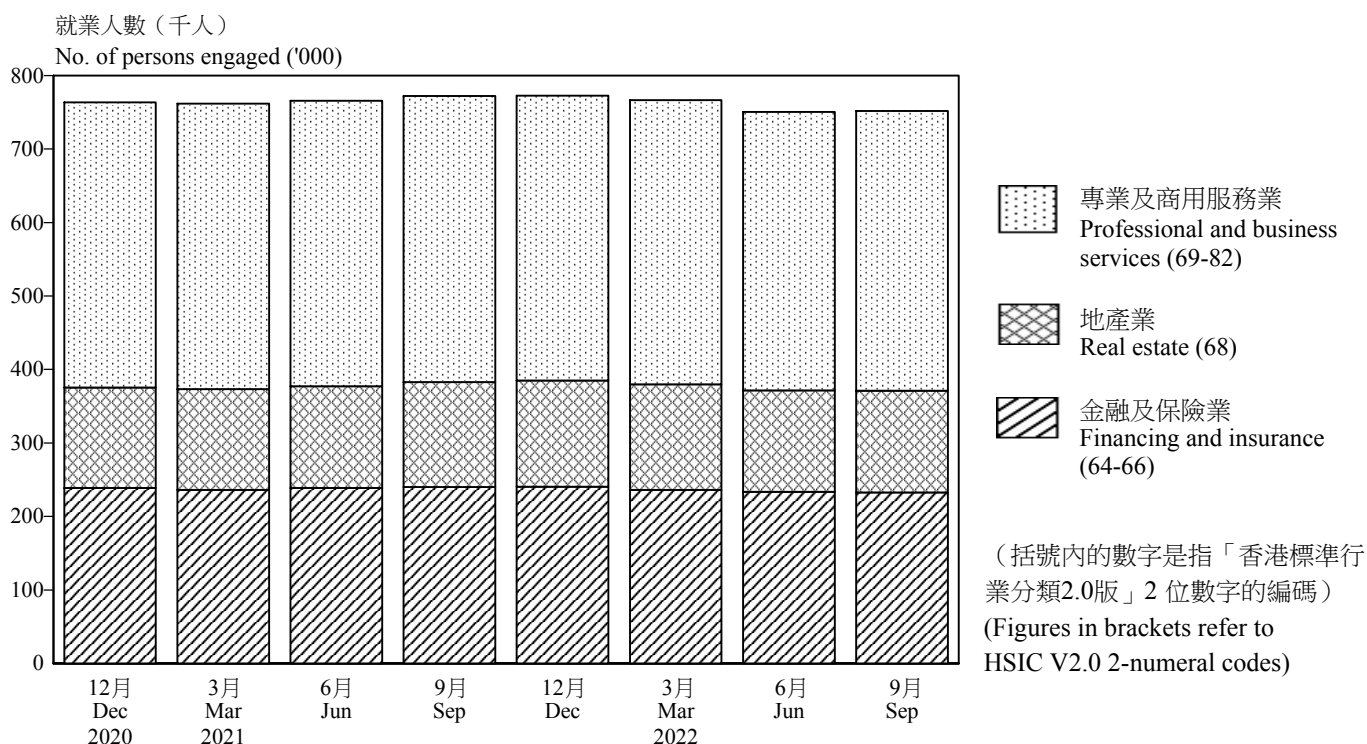


圖 7 經季節性調整及未經調整的就業人數數列（公務員除外）
Chart 7 Seasonally adjusted and seasonally unadjusted series of persons engaged (other than those in the civil service)

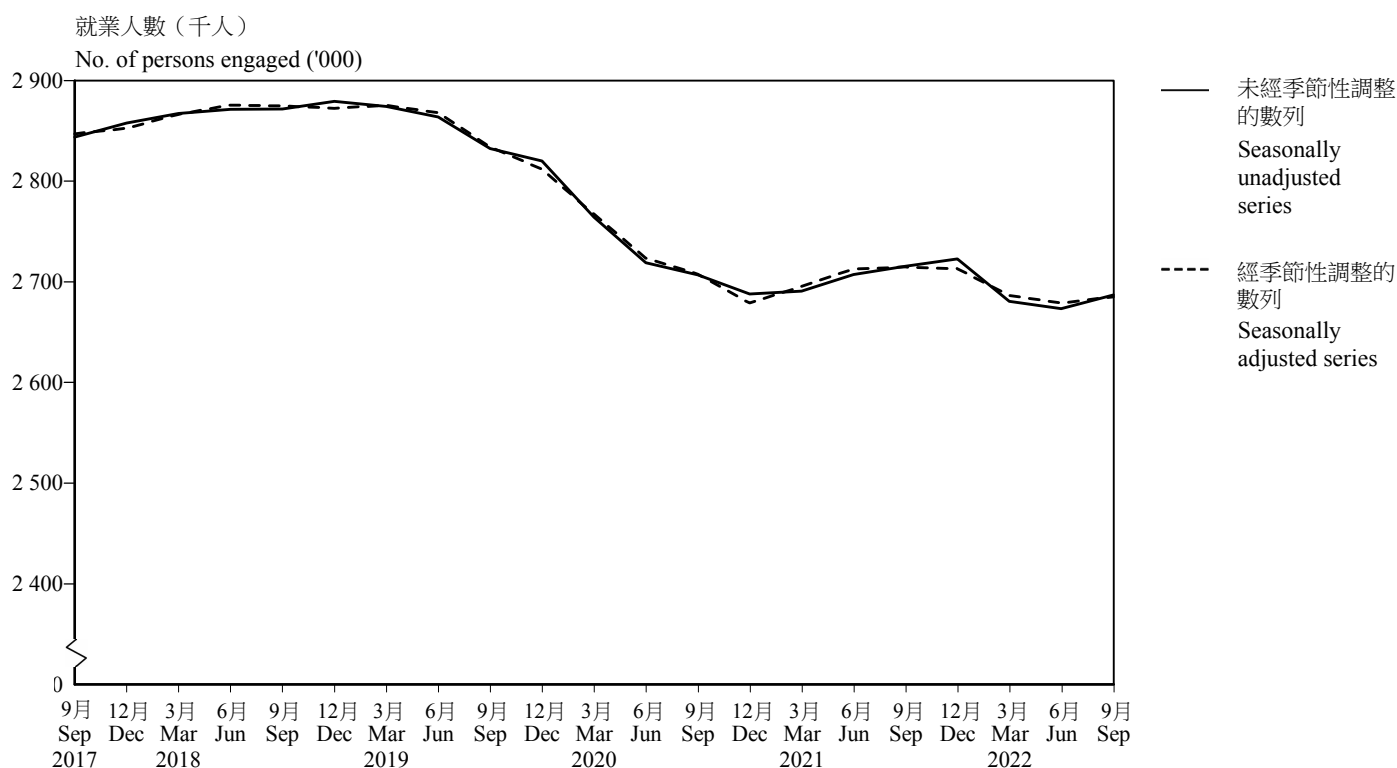
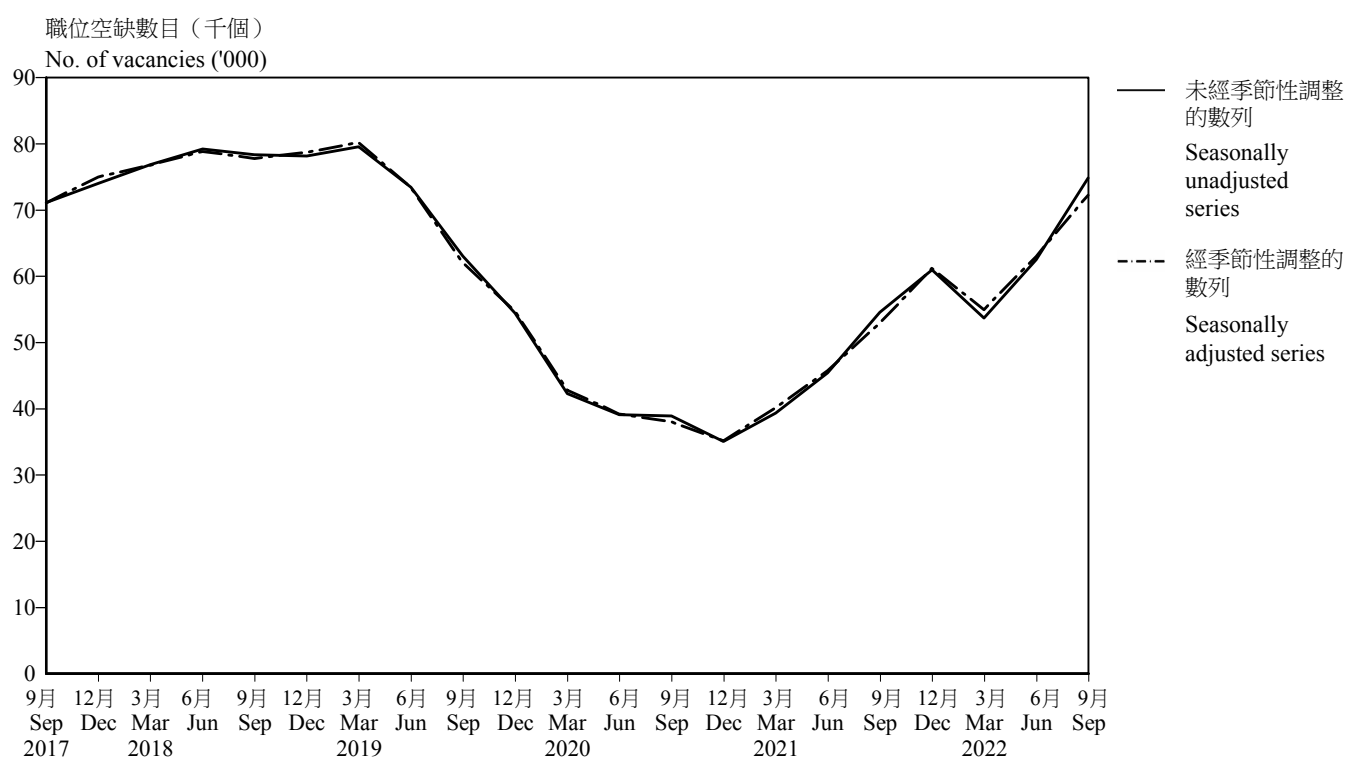


圖 8 經季節性調整及未經調整的職位空缺數列（公務員除外）
Chart 8 Seasonally adjusted and seasonally unadjusted series of vacancies (other than those in the civil service)



IV. 統計方法

資料來源

4.1 本報告所發表有關公營及私營機構的就業人數及職位空缺統計數字，以及職位空缺所屬職業組別的資料，主要是經由「僱傭及職位空缺按季統計調查」搜集的資料而編製。此外，亦就特定行業類別進行兩個統計數字搜集項目，以搜集更多有關就業及空缺的資料，包括「建築地盤就業人數按季統計調查」以及有關公務員人數及職位空缺的行政報表。

4.2 「建築地盤就業人數按季統計調查」包括：

- (i) 所有在屋宇署註冊的私營地盤；
- (ii) 建築署、土木工程拓展署、渠務署、機電工程署、路政署、水務署、環境保護署及房屋署轄下的所有公營地盤；及
- (iii) 機場管理局及香港鐵路有限公司轄下的所有地盤。

4.3 然而，新界小型屋宇建造工程及現有建築物的小規模改建、修葺、保養和室內裝修等工程則不包括在內。保養或修葺的定期合約亦不包括在內。

抽樣設計

4.4 「僱傭及職位空缺按季統計調查」的抽樣框是以政府統計處備存詳盡的機構單位記錄庫為基礎，並主要根據稅務局商業登記署的資料更新。抽樣框先以行業組別分層，然後在每個行業組別分層內，再以就業人數分層。每個分層所抽取的樣本數目是按所需的精確程度而決定。新近開業的機構單位的補充資料亦同時包括在內。

IV. Statistical Methodology

Data source

4.1 Statistics on the number of persons engaged and number of vacancies in both the public and private sectors, as well as information on broad levels of occupation of job vacancies in the private sector, published in this report are compiled based on the data collected mainly through the SEV. Other than the SEV, two industry-specific enquiries are also conducted to augment the employment and vacancies statistics. They are the Site Survey and also the administrative return on number of civil servants and civil service vacancies.

4.2 The Site Survey covers:

- (i) All private sector sites registered with the Buildings Department;
- (ii) All public sector sites under the charge of the Architectural Services Department, Civil Engineering and Development Department, Drainage Services Department, Electrical and Mechanical Services Department, Highways Department, Water Supplies Department, Environmental Protection Department and Housing Department; and
- (iii) Sites under the control of the Airport Authority and the MTR Corporation Limited.

4.3 Construction projects for small houses in the New Territories, and minor alterations, repairs, maintenance and interior decoration of existing buildings are, however, not included. Term maintenance contracts and term contracts for maintenance work or repair are also not included.

Sample design

4.4 The sampling frame for the SEV is based on a comprehensive register of establishments maintained by the C&SD and updated primarily with reference to records of the Business Registration Office of the Inland Revenue Department. The sampling frame is stratified by industry group and, within each industry group, by employment size. The sample size for each stratum is determined according to a desired level of precision. Supplementary information to cover newly opened establishments is included.

4.5 在2005年12月或之前，「僱傭及職位空缺按季統計調查」將其涵蓋範圍內的所有機構單位分成四個經濟組別：服務業，批發、零售、飲食及酒店業，工業，以及進口與出口貿易業。每季的「僱傭及職位空缺按季統計調查」樣本包括其中一個組別的「加大」樣本及其他三個組別的「標準」樣本。標準樣本的規模足以提供準確的統計數字在本報告發表。在另一方面，加大樣本可用以編製比較詳細的統計數字以便在《就業及空缺統計（詳細統計表）》系列內發表。

4.6 從2006年3月開始，不再設有「加大」樣本，故有些詳細的統計數字不能提供。然而，「僱傭及職位空缺按季統計調查」的抽樣設計已經修訂，以便繼續提供較重要行業的詳細就業及職位空缺的統計數字。

4.7 「建築地盤就業人數按季統計調查」及關於公務員人數及有關職位空缺的行政報表分別包括所有建築地盤及政府決策局／部門。

統計調查方法及回應率

4.8 對於有關公務員的行政報表，公務員人數及有關職位空缺數目都是根據個別政府決策局／部門的定期報表而編製。

4.9 至於「僱傭及職位空缺按季統計調查」，統計資料主要經由郵寄問卷搜集。在每一統計周期開始時，本處會發問卷給被選中的機構單位，請他們於指定日期內填妥問卷，然後以郵寄、傳真或電郵方法寄回本處，又或使用音頻電話，輸入有關資料。對於在指定日期後沒有回覆的機構單位，則會以電話訪問及外勤訪問方式搜集所需資料。

4.10 在2022年9月的統計期，成功訪問的機構單位約24 000間，回應率為90%。

4.5 For December 2005 or before, all establishments in the SEV were grouped under four economic blocks, viz. service sectors; wholesale & retail trades, restaurants & hotels; industrial sectors; and import and export trade. The SEV sample in each quarter consisted of an “enhanced” scale sample for one of the four blocks and a “normal” scale sample for each of the other three blocks. While the normal scale sample could provide sufficiently precise statistics for publication in this report, detailed statistics derived from the enhanced scale sample were compiled for publication in the *Employment and Vacancies Statistics (Detailed Tables)* series.

4.6 Starting from March 2006, there have not been “enhanced” samples and hence some detailed statistics are no longer available. Nevertheless, the SEV sample design has been revised so that employment and vacancies statistics are continued to be made available at detailed levels for the more important industries.

4.7 Construction sites and government bureaux/departments are covered in full by the Site Survey and the administrative returns on the number of civil servants and civil service vacancies respectively.

Survey method and response rate

4.8 For the administrative return covering the civil service sector, statistics on the number of civil servants and civil service vacancies are compiled based on regular returns submitted by individual government bureaux/departments.

4.9 For the SEV, data are collected mainly by means of postal enquiry. At the start of a survey cycle, questionnaires are sent to the selected establishments. Respondents are requested to complete and return the questionnaires by post, fax or e-mail, or to enter the required information through a touch tone telephone before a specified date. Telephone interviews and field visits will be made to collect data from outstanding establishments after the specified date of return.

4.10 For the September 2022 round of SEV, some 24 000 establishments were successfully enumerated. The response rate was 90%.

4.11 第4.2(ii)段內地盤的有關數據是經由負責留駐該等地盤的工程師、監工或計劃工程師向有關承建商搜集。地盤工程師及監工在將這些資料交予政府統計處前，均會參考地盤內實際工程進度和已僱用工人人數，從而查證有關數據。

4.12 其他地盤的有關數據則由政府統計處外勤職員搜集。在統計期內，外勤職員以電話訪問或面談方式訪問每一個建築地盤，並會直接與主要承建商或分判承建商聘用的地盤總管搜集所需資料。

4.13 為確保所搜集資料的質素，所有完成的問卷都要經過不同階段的檢定程序。有問題的個案將會由外勤職員覆核。另外亦採用一連串措施，以盡可能避免錯誤。

行業資料更新

4.14 在進行「僱傭及職位空缺按季統計調查」時，亦同時進行有關行業資料更新的工作。這工作主要搜集有關機構單位最新的商業活動資料。所有搜集的資料均用以更新政府統計處備存的機構單位記錄庫，以確保該記錄庫能提供一個較新及較準確的抽樣框作抽樣用途。

估計的可靠性

4.15 「僱傭及職位空缺按季統計調查」的結果受抽樣誤差和非抽樣誤差的影響。本報告書所載的估計是根據一個特定樣本所得的資料編製。以同樣的抽樣方式，可抽選出許多大小相同的可能樣本，而是項統計調查的樣本為眾多樣本的其中之一。由於每次抽選的樣本都會略有不同，因此不同樣本得出的估計亦互有差異。「抽樣誤差」正是計算這些差異的統計量數，可用以量度從一個特定樣本所得的估計，在估算總體數據方面的精確程度。

4.16 由於本報告書所載的大部分估計有抽樣誤差，「零」值的估計，可能是一個小數值的數字，而並非是零。

4.11 Data for the sites given in the paragraph 4.2(ii) are collected through the responsible resident engineers, clerks of works or project engineers of those sites, who obtained the information from the contractors concerned. Before the data are forwarded to the C&SD for processing, they would have been validated by the relevant resident engineers and clerks of works having regard to the actual work progress and the number of workers already employed for these sites.

4.12 Data for the other sites are collected by the field officers of the C&SD. During the survey, field officers collect the required data from each construction site through telephone interviews or personal visits. They would have direct interviews with site agents of the main contractor or sub-contractors to solicit the required information.

4.13 To safeguard the quality of the collected data, completed returns/questionnaires are put through various editing stages and the doubtful cases are verified by field officers. Various measures are adopted to avoid errors as far as practicable.

Industry updating

4.14 Concurrent with the SEV, a regular industry updating exercise is undertaken in order to collect up-to-date information on the business activities of relevant establishments. Findings from the exercise are fed back to the register of establishments maintained by the C&SD to ensure the up-to-dateness and accuracy of the sampling frame.

Reliability of the estimates

4.15 Results of the SEV are subject to sampling error and non-sampling error. The estimates contained in this report are based on information obtained from a particular sample, which is one of a large number of possible samples of the same size that can be selected using the same sample design. By chance, estimates derived from different samples would differ from each other. The 'sampling error' is a measure of these variations and is thus a measure of the precision with which an estimate derived from a particular sample would approximate the population parameter to be measured.

4.16 It should be noted that since most estimates contained in this report are subject to sampling error, a zero figure may mean a non-zero figure of a small magnitude.

V. 其他參考資料

5.1 政府統計處就業統計及機構記錄組在每季最後一個月份均編製兩本有關就業人數及職位空缺統計數字的報告。其中，本報告刊載經由「僱傭及職位空缺按季統計調查」、「建築地盤就業人數按季統計調查」以及有關公務員人數及職位空缺的行政報表所得各行業主類簡要就業人數及職位空缺的統計資料；而另一本報告，即《建築地盤就業及空缺按季統計報告》，則載列建築地盤內的詳細就業人數及職位空缺的統計資料。

5.2 除了上述各報告所發表的統計數字，政府統計處就業統計及機構記錄組還有根據有關統計調查結果而編製的其他較詳細統計表，供公眾參閱。以下是部分這些詳細統計表的例子：

- (i) 按行業主類（1位字母編碼）及區議會分區劃分的機構單位數目、就業人數及職位空缺數目（公務員除外）。
- (ii) 按行業主類（1位字母編碼）／行業大類（2位數字編碼）及主要職業組別劃分的職位空缺數目（公務員除外）。

5.3 下表簡要說明與本報告統計數字有關的一系列刊物及其資料來源：

刊物名稱 Title of publication

《就業及空缺按季統計報告》
Quarterly Report of Employment and Vacancies Statistics

《建築地盤就業及空缺按季統計報告》
Quarterly Report of Employment and Vacancies at Construction Sites

出版頻次 Frequency

季刊
Quarterly

季刊
Quarterly

V. Further References

5.1 In the ending month of each quarter, employment and vacancies statistics are published in two reports compiled by the Employment Statistics and Central Register of Establishments Section of the C&SD. Apart from this report which contains summary employment and vacancies statistics for all industry sections covered by the SEV, Site Survey, and the administrative return on the number of civil servants and civil service vacancies, another report, viz. the *Quarterly Report of Employment and Vacancies at Construction Sites*, gives more detailed employment and vacancies statistics specifically for the construction sites.

5.2 Other than the statistics published in the above-mentioned reports, more detailed tabulations derived are also available in the Employment Statistics and Central Register of Establishments Section of the C&SD for public reference. A few examples of these detailed tabulations are given below :

- (i) Number of establishments, persons engaged and vacancies (other than those in the civil service) analysed by industry section (1-alphabet code) and District Council district.
- (ii) Number of vacancies (other than those in the civil service) analysed by industry section (1-alphabet code)/industry division (2-numeral code) and major occupation group.

5.3 The following table summarises the list of relevant publications and the data sources in respect of the statistics contained therein :

資料來源 Data sources

「僱傭及職位空缺按季統計調查」、
「建築地盤就業人數按季統計調查」、以及有關公務員人數及職位空缺的行政報表
Quarterly Survey of Employment and Vacancies, Quarterly Employment Survey of Construction Sites, and administrative return on the number of civil servants and civil service vacancies

「建築地盤就業人數按季統計調查」
Quarterly Employment Survey of Construction Sites

5.4 其他有關就業及空缺統計數字的查詢，請聯絡政府統計處就業統計及機構記錄組。

地址：香港灣仔港灣道12號
灣仔政府大樓20樓
電話：(852) 2582 5076
圖文傳真：(852) 2827 2296
電郵：employment@censtatd.gov.hk

5.4 Further enquiries relating to employment and vacancies statistics can be directed to the Employment Statistics and Central Register of Establishments Section of the C&SD.

Address : 20/F, Wanchai Tower, 12 Harbour Road,
Wan Chai, Hong Kong
Tel. : (852) 2582 5076
Fax : (852) 2827 2296
E-mail : employment@censtatd.gov.hk

《香港標準行業分類1.1版》及《香港標準行業分類2.0版》的高層次分類的概略比較
Crude conversion between the top level classifications of HSIC Version 1.1 and HSIC Version 2.0

《香港標準行業分類1.1版》 HSIC V1.1		《香港標準行業分類2.0版》 HSIC V2.0	
行業類別 Industry Sector	名稱 Title	行業主類 Industry Section	名稱 Title
1	農業及漁業 Agriculture and fishing	A	農業、林業及漁業 Agriculture, forestry and fishing
2	採礦及採石業 Mining and quarrying	B	採礦及採石 Mining and quarrying
3	製造業 Manufacturing	C	製造 Manufacturing
4	電力、燃氣及水務業 Electricity, gas and water	D	電力及燃氣供應 Electricity and gas supply
		E	自來水供應；污水處理、廢棄物管理及 污染防治活動 Water supply; sewerage, waste management and remediation activities
5	建造業 Construction	F	建造 Construction
6	批發、零售、進出口貿易、飲食及 酒店業 Wholesale, retail and import/export trades, restaurants and hotels	G	進出口貿易、批發及零售業 Import/export, wholesale and retail trades
		I	住宿及膳食服務活動 Accommodation and food service activities
7	運輸、倉庫及通訊業 Transport, storage and communications	H	運輸、倉庫、郵政及速遞服務 Transportation, storage, postal and courier services
來自各類別的有關行業 Selected trades of various sectors		J	資訊及通訊 Information and communications
8	金融、保險、地產及商用服務業 Financing, insurance, real estate and business services	K	金融及保險活動 Financial and insurance activities
		L	地產活動 Real estate activities
		M	專業、科學及技術活動 Professional, scientific and technical activities
		N	行政及支援服務活動 Administrative and support service activities
9	社區、社會及個人服務業 Community, social and personal services	O	公共行政 Public administration
		P	教育 Education
		Q	人類保健及社會工作活動 Human health and social work activities
		R	藝術、娛樂及康樂活動 Arts, entertainment and recreation
		S	其他服務活動 Other service activities
		T	家庭住戶內部工作活動 Work activities within domestic households
		U	享有治外法權的組織及團體活動 Activities of extraterritorial organisations and bodies

不同零售商類別的涵蓋範圍
Coverage of different types of retail outlets

零售商類別 Type of retail outlet	香港標準行業分類 2.0 版編碼 HSIC V2.0 code
食品、酒類飲品及煙草（超級市場／便利店除外） Food, alcoholic drinks and tobacco (other than supermarkets / convenience stores) 新鮮或急凍魚類及禽畜肉類 Fish, livestock and poultry, fresh or frozen 新鮮蔬果 Fruits and vegetables, fresh 麵包、糕餅、糖果及餅乾 Bread, pastry, confectionery and biscuits 酒類飲品及煙草 Alcoholic drinks and tobacco 其他食品 Other foodstuffs	472104 472105 472101-2 472201, 472300 471103-4, 472103, 472106-8, 472111-4, 472199, 472202, 472299
超級市場／便利店 Supermarkets / Convenience stores	471101-2
燃料 Fuels	473100, 473200, 473300
衣物、鞋類及有關製品 Clothing, footwear and allied products 服裝 Wearing apparel 鞋類、有關製品及其他衣物配件 Footwear, allied products and other clothing accessories 耐用消費品 Consumer durable goods 汽車及汽車零件 Motor vehicles and parts 電器及攝影器材 Electrical goods and photographic equipment 傢具及固定裝置 Furniture and fixtures 其他未分類耐用消費品 Other consumer durable goods, not elsewhere classified 百貨公司 Department stores 珠寶首飾、鐘錶及名貴禮物 Jewellery, watches and clocks, and valuable gifts 其他消費品 Other consumer goods 書報、文具及禮品 Books, newspapers, stationery and gifts 中藥 Chinese drugs and herbs 眼鏡店 Optical shops 藥物及化妝品 Medicines and cosmetics 其他未分類消費品 Other consumer goods, not elsewhere classified	477102 475101-4, 475199, 477101, 477199 477301-3, 477399 474101, 474200, 475905, 477405 475906 474102-3, 477203, 477407, 477418, 477421-2 471901 477402-3, 477408, 477417 476100, 477416 477201 477404 477202, 477204 471999, 475105-7, 475200, 475300, 475901-4, 475999, 476200, 476300, 476401-3, 477103-4, 477401, 477406, 477411-5, 477499, 477501-2, 477599, 478101-2, 478199, 478201, 478299

獲取政府統計處刊物的方法 Means of Obtaining Publications of the Census and Statistics Department

網站

用戶可以在政府統計處網站
(www.censtatd.gov.hk/tc/page_1273.html)
下載統計刊物。

政府統計處刊物出版組

政府統計處備有其少數過往期號刊物的印刷版，市民可親臨政府統計處刊物出版組購買。

政府統計處刊物出版組亦設有閱讀區，陳列政府統計處各類刊物的最新期號，供讀者查閱。市民亦可於該閱讀區瀏覽政府統計處網站。

刊物出版組的地址是：
香港灣仔港灣道 12 號
灣仔政府大樓 19 樓
電話：(852) 2582 3025
圖文傳真：(852) 2827 1708
電郵：gen-enquiry@censtatd.gov.hk

「按需求印製」的服務

用戶除可於政府統計處網站下載本處刊物外，亦可選用本處提供的「按需求印製」服務。該服務為用戶印製電腦列印本，並酌收費用。用戶如需要這項服務，可透過有關刊物首頁上的聯絡方法與政府統計處聯絡。

Website

Users may download statistical publications from the Census and Statistics Department (C&SD) website (www.censtatd.gov.hk/en/page_1273.html).

Publications Unit of C&SD

A few past issues of C&SD publications are available in print version for purchase at the Publications Unit of C&SD.

The Publications Unit also provides a reading area where users may browse through the latest issue of various C&SD publications on display or through the C&SD website.

The address of the Publications Unit is :
19/F, Wanchai Tower,
12 Harbour Road, Wan Chai, Hong Kong.
Tel. : (852) 2582 3025
Fax : (852) 2827 1708
E-mail : gen-enquiry@censtatd.gov.hk

Print-on-demand service

While all C&SD publications can be downloaded at the C&SD website, C&SD provides a print-on-demand service, under which a computer print-out copy of a particular publication will be produced at a charge. Users may approach C&SD through the contact information on the title page of the relevant publications for such service.