

就業及空缺按季統計報告

Quarterly Report of Employment and Vacancies Statistics

有關本刊物的查詢，請聯絡：

政府統計處 就業統計組

地址：中國香港灣仔港灣道十二號灣仔政府大樓二十樓

電話：(852) 2582 5076

圖文傳真：(852) 2827 2296

電郵：employment@censtatd.gov.hk

Enquiries about this publication can be directed to :

Employment Statistics Section

Census and Statistics Department

Address : 20/F Wanchai Tower, 12 Harbour Road, Wan Chai, Hong Kong, China.

Tel. : (852) 2582 5076

Fax : (852) 2827 2296

E-mail : employment@censtatd.gov.hk

政府統計處網站 Website of the Census and Statistics Department

www.censtatd.gov.hk

本刊物備有印刷版和下載版可供選擇。有關獲取本刊物的方法，請參閱第A1頁。

This publication is available in both print version and download version. Please refer to page A1 for the means of obtaining this publication.

I. 引言	Introduction	1
II. 統計調查結果摘要	Summary of Survey Findings	
就業	<i>Employment</i>	1
職位空缺	<i>Vacancies</i>	3
經季節性調整的就業人數及職位 空缺數目	<i>Seasonally Adjusted Figures of Persons Engaged and Vacancies</i>	5
III. 統計表	Statistical Tables	
註釋	<i>Explanatory Notes</i>	6
用語及定義	<i>Terms and Definitions</i>	8
注意事項	<i>Notes in Reading the Tables</i>	9
統計表	<i>Tables</i>	
表 1 公務員人數及有關職位空缺數目	Table 1 Number of civil servants and civil service vacancies	12
表 2 按行業類別劃分的機構單位數目、就業人數及職位空缺數目（公務員除外）	Table 2 Number of establishments, persons engaged and vacancies (other than those in the Civil Service) analysed by industry sector	13
表 3 按 3 位數字的主要行業組別劃分的就業人數（公務員除外）	Table 3 Number of persons engaged (other than those in the Civil Service) analysed by 3-digit major industry group	16
表 4 按 3 位數字的主要行業組別劃分的職位空缺數目（公務員除外）	Table 4 Number of vacancies (other than those in the Civil Service) analysed by 3-digit major industry group	21
表 5 按 3 位數字的主要行業組別劃分的機構單位數目（政府部門除外）	Table 5 Number of establishments (excluding Civil Service) analysed by 3-digit major industry group	26
表 6 按選定 4 位數字的行業組別 / 6 位數字的行業劃分的機構單位數目、就業人數及職位空缺數目（公務員除外）	Table 6 Number of establishments, persons engaged and vacancies (other than those in the Civil Service) analysed by selected 4-digit industry group / 6-digit industry	31

表 7	按零售商類別劃分的零售業機構單位數目、就業人數及職位空缺數目（公務員除外）	Table 7	Number of establishments, persons engaged and vacancies (other than those in the Civil Service) in the retail trade analysed by type of retail outlet	36
表 8	按 3 位數字的主要行業組別及性別劃分的就業人數（公務員除外）	Table 8	Number of persons engaged (other than those in the Civil Service) analysed by 3-digit major industry group and sex	38
表 9	按行業類別及機構規模劃分的機構單位數目及就業人數（公務員除外）	Table 9	Number of establishments and persons engaged (other than those in the Civil Service) analysed by industry sector and size of establishment	43
表 10	按行業類別及主要職業組別劃分的職位空缺數目（公務員除外）	Table 10	Number of vacancies (other than those in the Civil Service) analysed by industry sector and major occupation group	46
表 11	選定行業類別內經季節性調整及未經調整的就業人數（公務員除外）的按季變動百分率	Table 11	Quarterly percentage change of the seasonally adjusted and seasonally unadjusted statistics of persons engaged (other than those in the Civil Service) in selected industry sectors	48
表 12	選定行業類別內經季節性調整及未經調整的職位空缺數目（公務員除外）的按季變動百分率	Table 12	Quarterly percentage change of the seasonally adjusted and seasonally unadjusted statistics of vacancies (other than those in the Civil Service) in selected industry sectors	49

圖表

Charts

圖 1	選定行業類別的就業人數	Chart 1	Employment in selected industry sectors	50
圖 2	選定行業類別的職位空缺數目	Chart 2	Number of vacancies in selected industry sectors	50
圖 3	製造業的就業人數	Chart 3	Employment in manufacturing sector	51
圖 4	建築地盤的工人人數	Chart 4	Number of manual workers engaged at construction sites	51
圖 5	批發、零售、進口與出口貿易、飲食及酒店業的就業人數	Chart 5	Employment in wholesale, retail and import and export trades, restaurants and hotels sector	52
圖 6	金融、保險、地產及商用服務業的就業人數	Chart 6	Employment in financing, insurance, real estate and business services sector	52

		頁數 Page	
圖 7	經季節性調整的就業人數數列 (公務員除外)	Chart 7	Seasonally adjusted series of persons engaged (other than those in the Civil Service) 53
圖 8	經季節性調整的職位空缺數目 數列 (公務員除外)	Chart 8	Seasonally adjusted series of vacancies (other than those in the Civil Service) 53
IV.	統計方法	Statistical Methodology	
	資料來源	<i>Data Source</i>	54
	抽樣設計	<i>Sample Design</i>	54
	統計調查方法及回應率	<i>Survey Method and Response Rate</i>	56
	行業資料更新	<i>Industry Updating</i>	57
	估計的可靠性	<i>Reliability of the Estimates</i>	57
V.	其他參考資料	Further References	58
附錄	不同零售商類別的涵蓋範圍	Appendix	Coverage of different types of retail outlets 60
	獲取政府統計處刊物及其他統計產品的方法	Means of Obtaining Publications and Other Statistical Products of the Census and Statistics Department	A1
	訂閱表格	Subscription Form	A2
	郵購表格	Mail Order Form	A3

I. 引言

1.1 本報告載列各主要經濟行業類別內有關就業人數及職位空缺數目。這些統計數字主要根據政府統計處所進行的「僱傭及職位空缺按季統計調查」及「建築地盤就業人數按季統計調查」的結果而編製，可用作顯示本港勞工市場短期變動的指標。

1.2 由於本報告的統計數字並不包括香港所有行業，因此個別行業類別及「所有上列行業類別」的數字只涉及有關統計調查所包括的行業。讀者可參考本報告第III部分第3.2-3.4段有關行業範圍的說明。

II. 統計調查結果摘要

2.1 本報告內的就業人數指上述各統計調查所包括的公營及私營機構（包括建築地盤）所呈報的就業人數。職位空缺統計數字是根據同樣統計調查所包括的公營及私營機構（包括建築地盤）的職位空缺數目而編製。

就業

2.2 在二零零六年九月就業人數是2 535 844，與上年同期比較上升2.0%。按行業類別劃分的二零零六年九月就業人數（公務員除外），與二零零五年九月及二零零六年六月的數字比較如下：

I. Introduction

1.1 This report presents statistics on the number of persons engaged and vacancies in major economic sectors in Hong Kong, based mainly on the findings of the Quarterly Survey of Employment and Vacancies (SEV) and the Quarterly Employment Survey of Construction Sites (Site Survey) conducted by the Census and Statistics Department. These statistics provide indicators of short-term changes in the local labour market.

1.2 It should be noted that since the statistics quoted in this report do not cover all industries in Hong Kong, figures at the industry sector level and the “All above industry sectors” level relate only to those covered industries. Readers may refer to paragraphs 3.2 - 3.4 in Part III of this report for a full description of the industrial coverage.

II. Summary of Survey Findings

2.1 In this report, *employment* refers to the number of persons engaged reported by establishments in the public and private sectors (including construction sites) covered by the above surveys. *Vacancies* statistics were compiled from the number of job vacancies reported by establishments in the public and private sectors (including construction sites) covered by the same surveys.

Employment

2.2 Employment stood at 2 535 844 in September 2006, representing a 2.0% increase when compared with a year earlier. A comparison of the employment figures (other than those in the Civil Service) for September 2006 with those for September 2005 and June 2006, analysed by industry sector, is as follows :

表甲 按行業類別劃分的就業人數（公務員除外）
Table A Number of persons engaged (other than those in the Civil Service)
analysed by industry sector

行業類別 Industry sector	就業人數 Persons engaged (Employment)			增減百分率 Percentage change #	
	2005年9月 Sep 2005	2006年6月 Jun 2006	2006年9月 Sep 2006	2006年9月與 2005年9月比較 Sep 2006 over Sep 2005	2006年9月與 2006年6月比較 Sep 2006 over Jun 2006
採礦及採石業 @ Mining and quarrying	124	130	128	+3.2	-1.5
製造業 Manufacturing	166 312	161 057	160 194	-3.7	-0.5 (-1.3)
電力及燃氣業 @ Electricity and gas	8 023	8 008	7 975	-0.6	-0.4
建築地盤（只包括地盤工人） Construction sites (manual workers only)	56 846	52 273	53 286	-6.3	+1.9 (+3.3)
批發、零售、進口與出口貿易、 飲食及酒店業 (1) Wholesale, retail and import and export trades, restaurants and hotels	1 021 402	1 036 695	1 038 786	+1.7	+0.2 (+0.1)
運輸、倉庫及通訊業 (1) @ Transport, storage and communications	183 111	184 536	185 646	+1.4	+0.6
金融、保險、地產及商用服務業 (1) Financing, insurance, real estate and business services	455 408	475 932	480 534	+5.5	+1.0 (+1.3)
社區、社會及個人服務業 (1) @ Community, social and personal services	437 691	451 732	455 230	+4.0	+0.8
所有上列行業類別 (1) All above industry sectors	2 328 917	2 370 363	2 381 779	+2.3	+0.5 (+0.5)

註釋：(1) 數字只限有關統計調查所包括的行業而言，詳情請參閱第十五頁的「註釋」。

Notes: Figures relate only to those industries covered. Please refer to the "Notes" on page 15 for details.

括號內的數字乃計算自經季節性調整後的數字，其他數字則是未經季節性調整。經季節性調整的數列及其增減百分率會因應最新數據的趨勢而作定時調整。

Figures in brackets denote percentage changes compiled on a seasonally adjusted basis, while other figures are not seasonally adjusted. The seasonally adjusted data series, and hence its percentage change, are subject to routine revision when more up-to-date figures become available.

@ 沒有提供經季節性調整後的按季變動百分率，是因為該行業類別並無顯示明顯的季節性模式。

Quarterly percentage change based on seasonally adjusted figures is not presented as no clear seasonal pattern is displayed in the sector.

職位空缺

2.3 在二零零六年九月職位空缺的總數是 46 497 (包括 2 874 個公務員職位空缺)，與上年同期比較上升 5.0%。按行業類別劃分的二零零六年九月職位空缺數目 (公務員職位空缺除外)，與二零零五年九月及二零零六年六月的數字比較如下：

Vacancies

2.3 In September 2006, the total number of vacancies was 46 497 (including 2 874 vacancies in the Civil Service). It represented an increase of 5.0% when compared with a year earlier. The vacancies figures (other than those in the Civil Service) broken down by industry sector, together with a comparison with the corresponding figures for September 2005 and June 2006, are as follows :

表乙 按行業類別劃分的職位空缺數目 (公務員除外)
Table B Number of vacancies (other than those in the Civil Service) analysed by industry sector

行業類別 Industry sector	職位空缺數目 Number of vacancies			增減百分率 [#] Percentage change [#]	
	2005年9月 Sep 2005	2006年6月 Jun 2006	2006年9月 Sep 2006	2006年9月與 2005年9月比較 Sep 2006 over Sep 2005	2006年9月與 2006年6月比較 Sep 2006 over Jun 2006
採礦及採石業 Mining and quarrying [@]	0	0	0	-	-
製造業 Manufacturing	1 983	1 990	1 910	-3.7	-4.0 (+5.2)
電力及燃氣業 Electricity and gas [@]	12	5	20	+66.7	+300.0
建築地盤 (只包括地盤工人) Construction sites (manual workers only) ^{@ §}	10	9	10	0	+11.1
批發、零售、進口與出口貿易、 飲食及酒店業 (1) Wholesale, retail and import and export trades, restaurants and hotels	18 132	16 115	17 159	-5.4	+6.5 (+1.4)
運輸、倉庫及通訊業 (1) Transport, storage and communications	3 452	3 018	2 510	-27.3	-16.8 (-23.4)
金融、保險、地產及商用服務業 (1) Financing, insurance, real estate and business services	11 963	12 265	12 775	+6.8	+4.2 (+5.6)
社區、社會及個人服務業 (1) @ Community, social and personal services	8 026	8 112	9 239	+15.1	+13.9
所有上列行業類別 (1) All above industry sectors	43 578	41 514	43 623	+0.1	+5.1 (+3.1)

註釋：(1) 數字只限有關統計調查所包括的行業而言，詳情請參閱第十五頁的「註釋」。

Notes : Figures relate only to those industries covered. Please refer to the "Notes" on page 15 for details.

[#] 括號內的數字乃計算自經季節性調整後的數字，其他數字則是未經季節性調整。經季節性調整的數列及其增減百分率會因應最新數據的趨勢而作定時調整。

Figures in brackets denote percentage changes compiled on a seasonally adjusted basis, while other figures are not seasonally adjusted. The seasonally adjusted data series, and hence its percentage change, are subject to routine revision when more up-to-date figures become available.

[@] 沒有提供經季節性調整後的按季變動百分率，是因為該行業類別並無顯示明顯的季節性模式。

Quarterly percentage change based on seasonally adjusted figures is not presented as no clear seasonal pattern is displayed in the sector.

[§] 請參閱二零零六年九月刊號的《建築地盤就業及空缺按季統計報告》內第五部分的「統計調查局限」。

Please refer to "Limitations of the Survey" in Part V of the *Quarterly Report of Employment and Vacancies at Construction Sites, September 2006*.

2.4 在二零零六年九月的 43 623 個職位空缺（公務員職位空缺除外）中，大部分屬於三個主要職業組別，即輔助專業人員、文員、服務工作及商店銷售人員。按主要職業組別劃分的二零零六年九月職位空缺數目與二零零五年九月及二零零六年六月的數字比較如下：

2.4 Of the 43 623 vacancies (other than those in the Civil Service) in September 2006, the majority were recorded in three major occupation groups, viz. associate professionals, clerks, service workers and shop sales workers. A comparison of the vacancies figures for September 2006 with those for September 2005 and June 2006, broken down by major occupation group, is as follows :

表丙 按主要職業組別劃分的職位空缺數目（公務員除外）
Table C Number of vacancies (other than those in the Civil Service) analysed by major occupation group

主要職業組別 Major occupation group	職位空缺數目 Number of vacancies			增減百分率 Percentage change	
	2005年9月 Sep 2005	2006年6月 Jun 2006	2006年9月 Sep 2006	2006年9月與 2005年9月比較 Sep 2006 over Sep 2005	2006年9月與 2006年6月比較 Sep 2006 over Jun 2006
經理及行政人員 Managers and administrators	596	780	971	+62.9	+24.5
專業人員 Professionals	3 096	3 705	3 535	+14.2	-4.6
輔助專業人員 Associate professionals	13 293	14 632	13 688	+3.0	-6.5
文員 Clerks	7 989	7 021	7 425	-7.1	+5.8
服務工作及商店銷售人員 Service workers and shop sales workers	10 941	8 904	11 052	+1.0	+24.1
工藝及有關人員 Craft and related workers	900	986	1 046	+16.2	+6.1
機台及機器操作員及裝配員 Plant and machine operators and assemblers	1 267	870	719	-43.3	-17.4
非技術人員 Elementary occupations	5 496	4 616	5 187	-5.6	+12.4
總計 Total	43 578	41 514	43 623	+0.1	+5.1

經季節性調整的就業人數及職位空缺數目

2.5 就業人數及職位空缺數目季與季之間的變動是會受到季節性因素影響。經季節性因素調整後的數列，才可進行有意義的按季比較。經季節性調整的就業人數和職位空缺數目的數列，可分別追溯至一九八二年三月和一九九零年三月。表11及表12載列選定行業類別內經季節性調整的就業人數及職位空缺數字的按季變動百分率。

2.6 經季節性調整後，二零零六年九月統計調查所涵蓋行業的就業人數及職位空缺數目為2 381 643人及41 618個，較二零零六年六月分別上升0.5%及3.1%。近五季經季節性調整的就業人數和職位空缺數目及其按季變動如下：

Seasonally Adjusted Figures of Persons Engaged and Vacancies

2.5 Quarter-to-quarter changes in the number of persons engaged and vacancies are affected by seasonal factors. More meaningful analysis of quarter-to-quarter changes can be conducted by using seasonally adjusted figures. The seasonally adjusted data series for persons engaged and vacancies can date back respectively to March 1982 and March 1990. Quarter-to-quarter percentage changes of the seasonally adjusted employment and vacancies figures in selected industry sectors are shown in Table 11 and Table 12 respectively.

2.6 The seasonally adjusted employment and vacancies figures for all the sectors surveyed in September 2006 were 2 381 643 and 41 618, showing increases of 0.5% and 3.1% over June 2006 respectively. The seasonally adjusted figures of persons engaged and vacancies in recent five quarters and their quarterly changes are given below :

表丁 經季節性調整的就業人數及職位空缺數目按季變動（公務員除外）
Table D Quarterly change of the seasonally adjusted figures of persons engaged and vacancies (other than those in the Civil Service)

年 Year	月 Month	就業人數 Persons engaged			職位空缺數目 Vacancies				
		未經季節性 調整的數字 Seasonally unadjusted figures	經季節性 調整的數字 Seasonally adjusted figures	按季變動百分率 Quarter-to-quarter percentage change	未經季節性 調整的數字 Seasonally unadjusted figures	經季節性 調整的數字 Seasonally adjusted figures	按季變動百分率 Quarter-to-quarter percentage change		
			未經季節性 調整 Seasonally unadjusted	經季節性 調整 Seasonally adjusted		未經季節性 調整 Seasonally unadjusted	經季節性 調整 Seasonally adjusted		
2005	9	2 328 917	2 327 880	+0.1	+0.1	43 578	41 821	+14.8	+13.8
	12	2 348 672	2 345 984	+0.8	+0.8	36 507	41 879	-16.2	+0.1
2006	3	2 357 221	2 361 696	+0.4	+0.7	45 536	43 164	+24.7	+3.1
	6	2 370 363	2 368 980	+0.6	+0.3	41 514	40 383	-8.8	-6.4
	9	2 381 779	2 381 643	+0.5	+0.5	43 623	41 618	+5.1	+3.1

註釋：(1) 數字只限有關統計調查所包括的行業而言，詳情請參閱第十五頁的「註釋」。

Notes : Figures relate only to those industries covered. Please refer to the "Notes" on page 15 for details.

(2) 經季節性調整的數列會因應最新數據的趨勢而作定時調整。

The seasonally adjusted data series is subject to routine revision when more up-to-date figures become available.

III. 統計表

註釋

3.1 本報告所發表的按行業分類統計數字是以「香港標準行業分類1.1版」(HSIC V1.1)為依據，這分類以聯合國的「國際標準產業分類(第二訂正本)」(ISIC Rev. 2)為基礎，因應本地經濟的行業結構而釐定。HSIC的架構有四個層次，每層次的名稱如下：

HSIC層次	編碼	名稱
第一層	1 位數字	行業類別
第二層	3 位數字	主要行業組別
第三層	4 位數字	行業組別
第四層	6 位數字	行業

在一九九一年三月以前所發表的就業人數及職位空缺統計數字是以 ISIC 修訂版分類。由一九九一年三月開始，這些統計數字則以 HSIC 3 位數字的主要行業組別及選定 4 位數字的行業組別分類發表。應該注意的是在某些情況下，以 ISIC 分類的就業人數及職位空缺統計數字並不能完全與以 HSIC 分類的相關數字作比較。

3.2 本報告所載列的統計數字主要是根據政府統計處所進行的「僱傭及職位空缺按季統計調查」及「建築地盤就業人數按季統計調查」的結果而編製。這些統計數字的範圍包括下列不同行業類別內大部分主要經濟活動：

行業類別 (HSIC)	包括的行業類別
第二類別	採礦及採石業
第三類別	製造業
第四類別	電力、燃氣及水務業
第五類別	建造業(只包括建築地盤)
第六類別	批發、零售、進口與出口貿易、飲食及酒店業
第七類別	運輸、倉庫及通訊業
第八類別	金融、保險、地產及商用服務業
第九類別	社區、社會及個人服務業

III. Statistical Tables

Explanatory Notes

3.1 The industry breakdowns of statistics shown in this report are based on the Hong Kong Standard Industrial Classification Version 1.1 (HSIC V1.1), which is modelled on the United Nations' International Standard Industrial Classification (Revision 2) (ISIC Rev. 2), with adaptation for the industrial structure of the local economy. The HSIC adopts a hierarchical structure with four different levels labelled as follows :

HSIC level	Codes	Description
1st	1-digit	Industry Sector
2nd	3-digit	Major Industry Group
3rd	4-digit	Industry Group
4th	6-digit	Industry/Trade

Prior to March 1991, breakdowns of employment and vacancies statistics by industry were published according to an adapted version of ISIC. Starting from March 1991, these statistics are published at HSIC 3-digit and selected 4-digit level. It should be noted that on some occasions, detailed breakdowns of employment and vacancies statistics under ISIC are not strictly comparable to those under HSIC.

3.2 Statistics presented in this report are compiled mainly from the results of the SEV and the Site Survey conducted by the Census and Statistics Department (C&SD). These statistics cover most of the major economic activities in different industry sectors listed below :

Industry Sector (HSIC)	Sectors covered
2	Mining and Quarrying
3	Manufacturing
4	Electricity, Gas and Water
5	Construction (sites only)
6	Wholesale, Retail and Import and Export Trades, Restaurants and Hotels
7	Transport, Storage and Communications
8	Financing, Insurance, Real Estate and Business Services
9	Community, Social and Personal Services

3.3 這些統計調查不包括的經濟活動主要有：

行業類別 (HSIC)	在行業類別中不包括的經濟活動
第一類別	農業及漁業（整個行業類別）
第五類別	建造業（建築地盤工人除外）
第六類別	小販及零售攤檔（街市攤檔除外）
第七類別	的士、公共小巴、貨車、躉船、駁船及船上裝卸服務
第九類別	公共行政、宗教組織、作家及其他獨立藝術工作者、家務助理及其他康樂和個人服務

3.4 對於某些行業類別（HSIC行業類別中的第五、第六、第七及第九類別），由於有關統計調查未能全面包括其中所有行業，因此本報告中有關此等行業類別及「所有上列行業類別」的數字並不代表這些行業類別及整個勞工市場的全面情況。讀者分析這些數字時應緊記此點。

3.5 就業人數及職位空缺數目是指三月、六月、九月及十二月底的情況。

3.6 本報告所發表的統計數字是根據在《普查及統計條例》監管下進行的統計調查所搜集的資料而編製。根據《普查及統計條例》的規定，除個別機構單位的名稱、地址、業務類別及僱員人數等四項資料可提供給公眾人士參考外，政府統計處對被訪者所提供的個別機構單位資料將予以絕對保密。這條例更要求政府統計處不能發表可引致個別單位資料被推算出來的有關整體統計數字（例如對於只有很少機構單位的細行業，透露其總體統計數字可能引致其中個別機構單位的情況被推算出來）。在這情況下，有關數據通常會被合併為較大的整體資料才發表，從而避免個別機構單位的資料被推算出來。而在某些情況下，這些統計數據更可能不會向外公布。

3.3 Economic activities not covered mainly include the following :

Industry Sector (HSIC)	Economic activities in the sector not covered
1	Agriculture and Fishing (entire sector)
5	Construction (other than manual workers at construction sites)
6	Hawkers and retail pitches (other than market stalls)
7	Taxis, public light buses, goods vehicles, barges, lighters and stevedoring services
9	Public administration, religious organisations, authors and other independent artists, domestic helpers, and miscellaneous recreational and personal services

3.4 As a result of the incomplete survey coverage in respect of some industry sectors (namely, industry sectors 5, 6, 7 and 9 under HSIC), figures for these sectors and for the “All above industry sectors” in this report are not meant to represent the overall situation in respect of these sectors and the entire labour market respectively. Readers should bear this in mind in interpreting the respective figures.

3.5 Figures on the number of persons engaged and vacancies refer to the end of March, June, September and December.

3.6 Statistics published in this report are based on information collected in surveys which are governed by the Census and Statistics Ordinance. The Ordinance requires C&SD to safeguard the confidentiality of information supplied by respondents in respect of individual establishments, with the exception of four data items, viz. the name, address, type of business and number of employees of individual establishments, which can be provided to the general public. Application of the Ordinance goes further to require C&SD not to disseminate aggregate statistics where information on individual entities can be deduced through reasonable means (e.g. statistical data in regard to a small industry with very few establishments, if released, may enable the particulars about a certain establishment to be deduced). In such case, relevant items of data are normally merged to a more aggregate form for release so that such deduction cannot be made. On some occasions, the piece of statistical data in question may have to be suppressed from release.

3.7 本報告中的所有統計表都採用下列簡寫和符號：

- = 不適用

N.A. = 沒有數字

** = 為使個別機構單位所提供的資料得以保密，數據不予公布

用語及定義

3.8 在一般行業類別中，「僱傭及職位空缺按季統計調查」的訪問對象是機構單位。機構單位是指在單一擁有權或控制權下，在單一地點從事一種或主要從事一種經濟活動的經濟單位，例如個別工廠、工場、零售店及辦公室。至於公務員類別，就以政府部門為統計單位。而在「建築地盤就業人數按季統計調查」中，是以建築地盤為訪問單位。建築地盤是指一個劃定的地點，在這地點內正在進行一個或多個階段的建造工程。

3.9 就一般的機構單位而言，就業人數（公務員除外）包括：

- (i) 於統計日期工作最少一小時及經常參與機構單位業務的東主、合夥人，以及與東主或合夥人有親屬關係並在機構單位工作而無正薪的人士；
- (ii) 於統計日期向機構單位直接支取薪酬的全職受薪僱員，以及有限公司的在職董事，其中包括長期或臨時聘用的，無論這些僱員正在本港或其他地方工作或暫時缺勤（即正在放病假、分娩假、年假、事假的工人及罷工者）；及
- (iii) 在統計日期工作最少一小時的兼職僱員，以及夜班或通宵班的僱員。

3.10 公務員是指在統計日期，按公務員聘用條件受僱的人員。廉政公署人員、司法人員、香港駐外地經濟貿易辦事處在當地聘請的人員，以及其他政府僱員如非公務員合約僱員，並不包括在內。請同時參閱第III部分第3.17段。

3.7 The following abbreviations and symbols are used in the tables throughout this report :

- = not applicable

N.A. = not available

n.e.c. = not elsewhere classified

** = data not released in order to safeguard confidentiality of information provided by individual establishment

Terms and Definitions

3.8 For the industry sectors covered by the SEV, the unit of enquiry is an establishment. An establishment is defined as an economic unit which engages, under a single ownership or control, in one or predominantly one kind of economic activity at a single physical location, e.g. an individual factory, workshop, retail shop and office. For the Civil Service sector, the unit of enquiry is a government department. For the Site Survey, the unit of enquiry is a construction site. A construction site is defined as a demarcated locality where one or more stages of construction work are being carried on.

3.9 For establishments outside the Civil Service, persons engaged include :

- (i) individual proprietors, partners and persons having family ties with any of the proprietors or partners and working in the establishment without regular pay, who are actively engaged in the work of the establishment for at least one hour on the survey reference date;
- (ii) full-time salaried personnel or employees and working directors of limited companies directly paid by the establishment, both permanent and temporary, who are either at work (whether or not in Hong Kong) or temporarily absent from work (viz. those on sick leave, maternity leave, annual vacation or casual leave, and on strike) on the survey reference date; and
- (iii) part-time employees and employees on night/irregular shifts working for at least one hour on the survey reference date.

3.10 Civil Servants refer to persons who are employed on civil service terms of appointment on the survey reference date. Independent Commission Against Corruption officers, judicial officers, locally engaged staff working in overseas Hong Kong Economic and Trade Offices, and other government employees like Non-Civil Service Contract staff are excluded. Please also see paragraph 3.17 of Part III.

3.11 **建築地盤工人** 是指在統計日期受僱於建築地盤工作的熟練技工、半熟練技工及普通工人。地盤工人可以由主要承建商直接僱用或由分判承建商或工頭僱用在建築地盤工作。

3.12 **職位空缺** 是指在統計日期正懸空並須要立刻填補，而機構單位亦正積極進行招聘以填補的職位空缺。

3.13 **職業** 是指所執行工作的類別、職責的性質及主要職務。其分類基本上以「國際標準職業分類(1988)」(或簡稱ISCO-88)中的主要組別為藍本，因應香港的情況而編定。

注意事項

3.14 由一九九六年三月開始，政府統計處進行「有關職位空缺的補充統計調查」以搜集職位空缺特徵的詳細資料。由一九九九年三月開始，本處將「有關職位空缺的補充統計調查」併入「僱傭及職位空缺按季統計調查」及「建築地盤就業人數按季統計調查」。以往由這項統計調查所搜集的職位空缺特徵資料，將經由後兩項統計調查進行。

3.15 由一九九九年三月開始，有關點算**就業人數**(包括在職東主、在職合夥人、無酬家屬幫工及受薪僱員)的工作時數定義由原有的「在統計日期工作最少三小時」改為「在統計日期工作最少一小時」。根據一項在一九九九年三月進行的特別研究調查所得，是項更改使該季統計調查所涵蓋行業的就業人數微升14 200人，約為總數的0.6%。

3.16 由一九九九年三月開始，「就業及空缺按季統計調查」的中文名稱更改為「僱傭及職位空缺按季統計調查」。

3.17 由一九九九年六月的統計期起，公務員的定義有輕微修訂，司法機構內的法官及司法人員並不納入公務員涵蓋範圍內。

3.11 *Manual workers at the construction sites* refer to skilled, semi-skilled and general workers working at those sites on the survey reference date. Manual workers are either directly employed by the main contractors, or being called upon by sub-contractors or gangers to work in the construction site.

3.12 *Vacancies* refer to unfilled job openings which are immediately available, and for which active recruitment steps are being taken on the survey reference date.

3.13 *Occupation* refers to the kind of work, nature of duties and main tasks to be performed for a specific job. The classification used basically follows the major groups of the International Standard Classification of Occupations (1988), or ISCO-88 for abbreviation, with local adaptation for Hong Kong.

Notes in Reading the Tables

3.14 Since March 1996, the Supplementary Survey of Job Vacancies (SSJV) was launched to collect additional information on the detailed characteristics of job vacancies. Starting from March 1999, the SSJV, which was previously conducted in parallel with the SEV and the Site Survey, has been subsumed in the latter two surveys.

3.15 Starting from the issue of March 1999, the rule for counting the number of *persons engaged*, which include working proprietors; active business partners; unpaid family workers and paid employees, has been changed from the previous definition of “working for at least three hours” to a new definition of “working for at least one hour”. Some 14 200 persons engaged were thus additionally included, accounting for 0.6% of the total employment of all the economic sectors surveyed in March 1999. The findings were based on a one-off study in the same quarter.

3.16 Starting from March 1999, the Chinese version of the survey name of the SEV has been changed.

3.17 A minor revision has been made on the statistical definition of civil servants since the statistical month of June 1999, whereby judges and judicial officers in the Judiciary are excluded from the coverage of civil servants.

3.18 為更符合第III部分第3.12段有關職位空缺的概念，公務員職位空缺的定義從一九九九年六月統計期起修訂為不包括將刪除的職位空缺及以臨時僱員或其他職級人員暫代的職位空缺。修訂後的統計數字追溯至一九九六年三月的統計期。由二零零三年四月一日起，政府全面暫停招聘公務員。只會在特別的情況下才可獲得豁免暫停招聘的規定。為進一步符合第3.12段有關職位空缺的概念，在暫停招聘實施期間的公務員空缺只包括已獲豁免暫停招聘的職位中的空缺數目。從二零零五年三月的刊號起，本報告內發表的空缺統計數字為根據此基礎所修訂的數字。

3.19 本報告前稱《就業、空缺及薪金總額按季統計報告》，由二零零零年三月的刊號開始改稱為《就業及空缺按季統計報告》。而薪金總額統計數字則刊載於另一統計報告《工資及薪金總額按季統計報告》。讀者如對薪金總額統計數字感興趣，可參閱該季刊。

3.20 隨着本港資訊科技及電訊公司迅速增長，「香港標準行業分類」在二零零一年十月已經修訂，務求提供更仔細及適時的分類架構，以便使用者編製有關統計數字。經修訂的「香港標準行業分類」稱為「香港標準行業分類 1.1版」。

3.21 在二零零一年十二月以前，公務員人數及有關職位空缺數目是指一月、四月、七月及十月初的情況。

3.22 由二零零二年三月統計期開始，「僱傭及職位空缺按季統計調查」中社區、社會及個人服務業的範圍已涵蓋多五個行業，包括獸醫服務（HSIC 933）、桌球中心（HSIC 949）、保齡球中心（HSIC 949）、電子遊戲機中心（HSIC 949）及殯儀服務（HSIC 959）。

3.18 For closer conformity with the vacancy concept in paragraph 3.12 of Part III, the definition of the civil service vacancies has been revised starting from the statistical month of June 1999, such that vacancies having arisen from posts pending deletion and posts held by temporary staff or reserved for other staff are excluded. Revision of the statistics has been backdated to the statistical month of March 1996. A general recruitment freeze to the civil service has been imposed with effect from 1 April 2003. Exemption from the recruitment freeze is granted only under very exceptional circumstances. In further alignment of the vacancy concept in paragraph 3.12, the civil service vacancies during the general recruitment freeze period refer only to the number of vacant posts for which exemptions from recruitment freeze have been granted. Starting from the March 2005 issue, the figures published in this report are statistics having been revised on this basis.

3.19 With effect from the issue of March 2000, this publication has been re-titled as *Quarterly Report of Employment and Vacancies Statistics*. Previously this report was called *Quarterly Report of Employment, Vacancies and Payroll Statistics*. The payroll statistics are separately published in another report entitled *Quarterly Report of Wage and Payroll Statistics*. Readers interested in payroll statistics should refer to that quarterly publication.

3.20 With the widespread establishment of information technology and telecommunications companies in Hong Kong in recent years, the HSIC has been revised in October 2001 in order to provide a more refined and up-to-date classification framework for users in compiling related statistics. The revised HSIC is named as Hong Kong Standard Industrial Classification Version 1.1 (HSIC V1.1).

3.21 Prior to December 2001, figures on the number of the civil servants and civil service vacancies referred to the position as at the beginning of January, April, July and October.

3.22 Starting from the March 2002 round of SEV, the survey coverage has been expanded to include five more industries in the community, social and personal services sector. They are veterinary services (HSIC 933), billiard centres (HSIC 949), bowling centres (HSIC 949), electronic game centres (HSIC 949) and funeral services (HSIC 959).

3.23 為簡化搜集數據的程序及減輕回應負擔，有關職位空缺的詳細資料將停止搜集。因此，由二零零三年三月統計期開始，本季刊不會發表有關按技能水平劃分的職位空缺數字。

3.24 由二零零三年三月的統計調查開始，「建築地盤就業人數按季統計調查」的涵蓋範圍已擴大至包括機電工人，此外，公營建築地盤的涵蓋範圍更擴大至包括機電工程署及環境保護署轄下的建築地盤。上述新增的涵蓋範圍在二零零四年三月的統計調查，帶來了新增14個建築地盤及3 320名建築地盤工人，分別佔所有建築地盤有關總數的1.5%及5.3%，而有關的職位空缺數目則沒有改變。

3.25 由二零零五年六月的刊號起，本報告內發表的統計數字涵蓋了建築署轄下「學校改善工程計劃」的建築項目。修訂後的統計數字追溯至二零零三年三月的統計期。在二零零五年六月統計期內，「學校改善工程計劃」僱用1 681名建築地盤工人，佔所有建築地盤工人總數的2.8%。

3.26 「僱傭及職位空缺按季統計調查」的樣本規模已從二零零六年三月的統計調查開始，由約55 000間機構單位縮減至約32 000間。統計調查的抽樣設計已相應地作出修改，以便繼續提供較重要行業的詳細就業及職位空缺的統計數字。

3.23 To simplify the data collection process and to reduce response burden, detailed information on reported vacancies will not be collected. As a result, figures on number of vacancies analysed by skill level are no longer published as from the March 2003 round of SEV.

3.24 Starting from the March 2003 round, the survey coverage of the Site Survey has been expanded to include electrical and mechanical manual workers. Moreover, the coverage of public sector sites has been expanded to include those sites under the charge of the Electrical and Mechanical Services Department and the Environmental Protection Department. For the reference period of the March 2004, the expanded coverage has added some 14 sites and 3 320 manual workers, accounting for 1.5% and 5.3% of the respective totals in all construction sites. There is no change in the number of vacancies.

3.25 With effect from the issue of June 2005, the figures published in this report have included construction works under the School Improvement Programme of the Architectural Services Department. Revision of the figures has been backdated to the statistical month of March 2003. For the reference period June 2005, the School Improvement Programme engaged 1 681 manual workers, accounting for 2.8% of manual workers in all construction sites.

3.26 As from the March 2006 round, the SEV sample size has been reduced from about 55 000 to around 32 000 establishments. Correspondingly, the sample design has been revised so that employment and vacancies statistics are continued to be made available at detailed levels for the more important industries.

表 1 公務員人數及有關職位空缺數目
Table 1 Number of civil servants and civil service vacancies

年 Year	月 Month	就業人數 Persons engaged			職位空缺數目 Vacancies
		男 Male	女 Female	總計 Total	
2005	9	103 735	52 487	156 222	703 (0.4)
	12	103 199	52 323	155 522	524 (0.3)
2006	3	102 858	52 161	155 019	2 613 (1.7)
	6	102 464	52 018	154 482	2 497 (1.6)
	9	102 173	51 892	154 065	2 874 (1.8)

註釋： 括號內的數字是指職位空缺率，其定義為職位空缺數目相對就業機會（即就業人數及職位空缺數目的總和）的百分比。

Note: Figures in brackets denote the vacancy rate, defined as the ratio (in the form of percentage) of the number of vacancies to the number of job opportunities (i.e. the sum of the number of persons engaged and the number of vacancies).

表 2 按行業類別劃分的機構單位數目、就業人數及職位空缺數目（公務員除外）
 Table 2 Number of establishments, persons engaged and vacancies (other than those in the Civil Service) analysed by industry sector

年 Year	月 Month	機構單位數目 Establishments	就業人數 Persons engaged		總計 Total	職位空缺數目 (1) Vacancies
			男 Male	女 Female		
採礦及採石業 Mining and quarrying						
2005	9	6	120	4	124	0 (0)
	12	6	122	6	128	0 (0)
2006	3	6	122	6	128	0 (0)
	6	6	122	8	130	0 (0)
	9	6	122	6	128	0 (0)
製造業 Manufacturing						
2005	9	15 622	93 648	72 664	166 312	1 983 (1.2)
	12	15 198	94 401	72 966	167 367	2 170 (1.3)
2006	3	15 332	92 154	69 328	161 482	1 919 (1.2)
	6	15 042	91 752	69 305	161 057	1 990 (1.2)
	9	15 004	91 030	69 164	160 194	1 910 (1.2)
電力及燃氣業 Electricity and gas						
2005	9	14	6 862	1 161	8 023	12 (0.1)
	12	14	6 824	1 178	8 002	9 (0.1)
2006	3	15	6 824	1 187	8 011	2 (*)
	6	15	6 786	1 222	8 008	5 (0.1)
	9	15	6 772	1 203	7 975	20 (0.3)
建築地盤（只包括地盤工人）⁽²⁾ Construction sites (manual workers only)						
2005	9	900	52 126	4 720	56 846	10 (*)
	12	868	49 590	4 866	54 456	21 (*)
2006	3	886	50 540	4 357	54 897	5 (*)
	6	933	48 120	4 153	52 273	9 (*)
	9	914	49 272	4 014	53 286	10 (*)

表 2 (續) 按行業類別劃分的機構單位數目、就業人數及職位空缺數目 (公務員除外)
 Table 2 (Cont'd.) Number of establishments, persons engaged and vacancies (other than those in the Civil Service) analysed by industry sector

年 Year	月 Month	機構單位數目 Establishments	就業人數 Persons engaged		總計 Total	職位空缺數目 (1) Vacancies
			男 Male	女 Female		
批發、零售、進口與出口貿易、飲食及酒店業 (3) Wholesale, retail and import and export trades, restaurants and hotels						
2005	9	179 878	506 711	514 691	1 021 402	18 132 (1.7)
	12	180 066	508 509	515 231	1 023 740	15 656 (1.5)
2006	3	183 521	511 641	517 324	1 028 965	19 380 (1.8)
	6	183 439	512 875	523 820	1 036 695	16 115 (1.5)
	9	183 737	513 128	525 658	1 038 786	17 159 (1.6)
運輸、倉庫及通訊業 (4) Transport, storage and communications						
2005	9	10 488	115 544	67 567	183 111	3 452 (1.9)
	12	10 575	115 849	67 903	183 752	2 324 (1.2)
2006	3	10 737	116 656	67 440	184 096	2 803 (1.5)
	6	10 740	117 134	67 402	184 536	3 018 (1.6)
	9	10 691	118 423	67 223	185 646	2 510 (1.3)
金融、保險、地產及商用服務業 (5) Financing, insurance, real estate and business services						
2005	9	54 020	259 364	196 044	455 408	11 963 (2.6)
	12	54 455	265 927	198 500	464 427	9 729 (2.1)
2006	3	56 026	265 855	202 484	468 339	13 571 (2.8)
	6	56 271	270 366	205 566	475 932	12 265 (2.5)
	9	57 305	273 138	207 396	480 534	12 775 (2.6)
社區、社會及個人服務業 (6) Community, social and personal services						
2005	9	34 175	162 700	274 991	437 691	8 026 (1.8)
	12	35 067	163 618	283 182	446 800	6 598 (1.5)
2006	3	35 665	167 954	283 349	451 303	7 856 (1.7)
	6	36 117	167 758	283 974	451 732	8 112 (1.8)
	9	36 456	167 021	288 209	455 230	9 239 (2.0)

表 2 (續) 按行業類別劃分的機構單位數目、就業人數及職位空缺數目 (公務員除外)
Table 2 (Cont'd.) Number of establishments, persons engaged and vacancies (other than those in the Civil Service) analysed by industry sector

年 Year	月 Month	機構單位數目 Establishments	就業人數 Persons engaged		總計 Total	職位空缺數目 (1) Vacancies
			男 Male	女 Female		
所有上列行業類別 (7) All above industry sectors						
2005	9	295 103	1 197 075	1 131 842	2 328 917	43 578 (1.8)
	12	296 249	1 204 840	1 143 832	2 348 672	36 507 (1.5)
2006	3	302 188	1 211 746	1 145 475	2 357 221	45 536 (1.9)
	6	302 563	1 214 913	1 155 450	2 370 363	41 514 (1.7)
	9	304 128	1 218 906	1 162 873	2 381 779	43 623 (1.8)

- 註釋：
Notes:
- (1) 括號內的數字是指職位空缺率，其定義為職位空缺數目相對就業機會（即就業人數及職位空缺數目的總和）的百分比。
Figures in brackets denote the vacancy rate, defined as the ratio (in the form of percentage) of the number of vacancies to the number of job opportunities (i.e. the sum of the number of persons engaged and the number of vacancies).
- (2) 建築地盤的機構單位數目是指地盤數目，而就業人數及職位空缺數目只包括地盤工人。詳情請參閱第 III 部分 3.8、3.11、3.24 及 3.25 段。
Establishments in construction sites refer to number of sites, while persons engaged and vacancies refer to manual workers only. For details, please see paragraphs 3.8, 3.11, 3.24 and 3.25 in Part III.
- (3) 統計數字所包括的行業範圍略欠完整，主要由於小販及零售攤檔並不包括在內。
Industrial coverage is slightly incomplete in the present context. Main omissions are hawkers and retail pitches.
- (4) 統計數字所包括的行業範圍不甚完整，主要由於的士、公共小巴、貨車、躉船、駁船及船上裝卸服務並不包括在內。
Industrial coverage is rather incomplete in the present context. Main omissions are taxis, public light buses, goods vehicles, barges, lighters and stevedoring services.
- (5) 統計數字所包括的行業範圍略欠完整，主要由於沒有商業登記的自僱保險代理並不包括在內。
Industrial coverage is slightly incomplete in the present context. Main omissions are self-employed insurance agents with no business registration.
- (6) 統計數字所包括的行業範圍不甚完整，主要由於公共行政、宗教組織、作家及其他獨立藝術工作者、家務助理及其他康樂和個人服務並不包括在內。
Industrial coverage is rather incomplete in the present context. Main omissions are public administration, religious organisations, authors and other independent artists, domestic helpers, and miscellaneous recreational and personal services.
- (7) 數字只限有關統計調查所包括的行業而言。公務員的數字並不包括在內。
Figures relate only to those industries covered. Figures relating to the Civil Service are excluded.
- * 少於 0.05%。
Less than 0.05%.

表 3 按 3 位數字的主要行業組別劃分的就業人數（公務員除外）
Table 3 Number of persons engaged (other than those in the Civil Service) analysed by 3-digit major industry group

香港標準 行業分類 編碼 HSIC code	行業類別／主要行業組別 Industry sector/Major industry group	就業人數 Persons engaged				
		2005 九月 Sep	2005 十二月 Dec	2006 三月 Mar	2006 六月 Jun	2006 九月 Sep
219	採石及其他採礦業 Mining, n.e.c.	124	128	128	130	128
2	採礦及採石業 Mining and quarrying	124	128	128	130	128
311-312	食品製造業 Food, manufacturing	21 011	21 506	21 082	20 442	22 797
313	飲品製造業 Beverage industries	3 508	3 469	3 462	3 507	3 386
314	煙草製品業 Tobacco manufactures	524	521	514	507	505
320-322	服裝製品業（鞋類除外） Wearing apparel (excl. footwear), manufacturing	22 677	21 809	20 673	20 605	18 460
323	皮革製造及皮革製品業（鞋類及服裝製品除外） Leather and leather products (excl. footwear and wearing apparel), manufacturing	2 530	2 668	2 469	2 398	2 418
324	鞋類製造業（橡膠、塑膠及木質鞋類除外） Footwear (excl. rubber, plastic and wooden footwear), manufacturing					
331	木材及水松製品業（傢具除外） Wood and cork products (excl. furniture), manufacturing					
332	傢具及固定裝置製造業（金屬傢具除外，即不包括主要行業組別 380 及 381 內的製品） Furniture and fixtures (excl. primarily of metal, i.e. major industry groups 380 and 381), manufacturing					
353-354	石油及煤產品製造業 Products of petroleum and coal, manufacturing					
355	橡膠製品業 Rubber products, manufacturing	20 356	20 164	18 798	19 337	19 205
361-369	非金屬礦產製品業（石油及煤產品除外） Non-metallic mineral products (excl. products of petroleum and coal), manufacturing					
325-329	紡織製品業 Textiles industries					

表 3 (續) 按 3 位數字的主要行業組別劃分的就業人數 (公務員除外)
Table 3 (Cont'd.) Number of persons engaged (other than those in the Civil Service)
analysed by 3-digit major industry group

香港標準 行業分類 編碼 HSIC code	行業類別／主要行業組別 Industry sector/Major industry group	就業人數 Persons engaged				
		2005 九月 Sep	2005 十二月 Dec	2006 三月 Mar	2006 六月 Jun	2006 九月 Sep
341	紙張及紙品製造業 Paper and paper products, manufacturing	2 088	2 061	1 960	1 947	1 781
342	印刷、出版及有關行業 Printing, publishing and allied industries	36 946	37 405	36 831	36 894	37 569
351-352	化學品及化學產品製造業 Chemicals and chemical products, manufacturing	5 563	5 488	5 058	5 557	5 325
356	塑膠製品業 Plastic products, manufacturing	3 145	3 663	3 252	3 162	2 979
371-372	基本金屬製造業 Basic metal, manufacturing	1 203	1 205	1 279	1 214	1 178
380-381	金屬製品業 (機械及設備除外) Fabricated metal products (excl. machinery and equipment), manufacturing	5 519	5 429	5 724	5 574	5 704
382	辦公室、會計及計算器材製造業 Office, accounting and computing machinery, manufacturing	2 437	2 255	2 105	2 182	2 005
383	收音機、電視機及通訊設備與器材製造業 Radio, television & communications equipment and apparatus, manufacturing	2 129	2 074	1 970	1 866	1 838
384	電子零件製造業 Electronic parts and components, manufacturing	8 139	8 339	7 882	7 328	6 950
385	家庭電器用具及電子玩具製造業 Electrical appliances & houseware and electronic toys, manufacturing	10 572	10 604	10 317	10 185	9 914
386-387	其他機械、設備、儀器及零件製造業 Machinery, equipment, apparatus, parts and components, n.e.c., manufacturing					
389	其他專業、科學、量度及控制用的設備， 與攝影及光學用品製造業 Professional & scientific, measuring & controlling equipment, n.e.c., and photographic & optical goods, manufacturing					
388	運輸設備製造業 Transport equipment, manufacturing	9 335	9 750	9 354	9 640	9 734
390-391	其他產品製造業 Manufacturing industries, n.e.c.	8 630	8 957	8 752	8 712	8 446
3	製造業 Manufacturing	166 312	167 367	161 482	161 057	160 194

表 3 (續) 按 3 位數字的主要行業組別劃分的就業人數 (公務員除外)
Table 3 (Cont'd.) Number of persons engaged (other than those in the Civil Service)
analysed by 3-digit major industry group

香港標準 行業分類 編碼 HSIC code	行業類別/主要行業組別 Industry sector/Major industry group	就業人數 Persons engaged				
		2005 九月 Sep	2005 十二月 Dec	2006 三月 Mar	2006 六月 Jun	2006 九月 Sep
411	電力及燃氣業 Electricity and gas	8 023	8 002	8 011	8 008	7 975
4	電力及燃氣業 Electricity and gas	8 023	8 002	8 011	8 008	7 975
	公營地盤 Public sector sites					
	樓宇建築地盤 Building sites	10 571	8 459	8 312	7 822	7 588
	土木工程地盤 Civil engineering sites	13 735	14 127	12 835	11 747	12 897
	私營地盤 Private sector sites					
	樓宇建築地盤 Building sites	30 679	30 310	32 156	30 997	31 261
	土木工程地盤 Civil engineering sites	1 861	1 560	1 594	1 707	1 540
5	建築地盤 (只包括地盤工人) Construction sites (manual workers only)	56 846	54 456	54 897	52 273	53 286
611-612	批發業 Wholesale	69 714	69 164	67 844	67 807	65 861
621	零售業 Retail	221 728	221 927	225 935	229 250	228 562
631-632	進口與出口貿易業 Import and export trade	515 627	510 372	513 342	513 862	518 150
641	飲食業 Restaurants	185 903	193 901	193 424	196 952	196 114
651	酒店及旅舍業 Hotels and boarding houses	28 430	28 376	28 420	28 824	30 099
6	批發、零售、進口與出口貿易、飲食及酒店業 Wholesale, retail and import and export trades, restaurants and hotels ⁽¹⁾	1 021 402	1 023 740	1 028 965	1 036 695	1 038 786
711	陸路客運業 Land passenger transport	31 150	31 192	31 127	31 455	31 480
713	陸路運輸輔助服務業 Supporting services to land transport	6 558	6 305	6 648	6 431	6 242
714	遠洋及沿岸海上運輸業 Ocean and coastal water transport	7 634	7 203	7 501	7 536	7 378

表 3 (續) 按 3 位數字的主要行業組別劃分的就業人數 (公務員除外)
Table 3 (Cont'd.) Number of persons engaged (other than those in the Civil Service)
analysed by 3-digit major industry group

香港標準 行業分類 編碼 HSIC code	行業類別／主要行業組別 Industry sector/Major industry group	就業人數 Persons engaged				
		2005 九月 Sep	2005 十二月 Dec	2006 三月 Mar	2006 六月 Jun	2006 九月 Sep
715	港內海上運輸業 Inland water transport	1 180	1 160	1 158	1 159	1 167
716	海上運輸輔助服務業 Supporting services to water transport	18 221	18 322	17 873	17 597	17 548
717	空運業 Air transport	27 349	27 700	27 994	28 396	28 636
718	其他與運輸有關的服務業 Services incidental to transport	55 740	57 063	55 983	56 824	57 853
721	倉庫業 Storage	5 542	5 655	5 787	5 800	5 828
732	電訊業 Telecommunications	18 643	17 831	18 701	17 941	17 425
733	其他通訊服務 (電訊服務除外) Miscellaneous communications services (excl. telecommunications services)	11 094	11 321	11 324	11 397	12 089
7	運輸、倉庫及通訊業 Transport, storage and communications ⁽¹⁾	183 111	183 752	184 096	184 536	185 646
811	銀行業 Banking	73 623	74 841	75 814	77 506	80 408
812	金融及投資公司 Finance and investment companies	23 735	23 684	23 853	24 241	24 116
813	證券、期貨及金銀經紀、交易與服務業 Stock, commodity and bullion brokers, exchanges and services	13 147	13 035	13 568	13 740	13 849
819	其他金融機構 Financial institutions, n.e.c.	15 420	16 675	16 154	16 010	16 099
821	保險業 Insurance	29 319	29 366	28 701	29 200	29 011
831	地產業 Real estate	93 765	95 895	97 388	98 162	97 531
832	機械及設備租賃業 Rental of machinery and equipment	823	887	798	783	824
833	商用服務業 (機械及設備租賃除外) Business services (excl. rental of machinery and equipment)	205 576	210 044	212 063	216 290	218 696
8	金融、保險、地產及商用服務業 Financing, insurance, real estate and business services ⁽¹⁾	455 408	464 427	468 339	475 932	480 534

表 3 (續) 按 3 位數字的主要行業組別劃分的就業人數 (公務員除外)
Table 3 (Cont'd.) Number of persons engaged (other than those in the Civil Service)
analysed by 3-digit major industry group

香港標準 行業分類 編碼 HSIC code	行業類別/主要行業組別 Industry sector/Major industry group	就業人數 Persons engaged				
		2005 九月 Sep	2005 十二月 Dec	2006 三月 Mar	2006 六月 Jun	2006 九月 Sep
921	清潔及同類服務業 Sanitary and similar services	59 082	58 218	59 151	57 680	59 307
931	教育服務業 Education services	128 791	135 615	135 980	136 330	138 411
932	研究及科學機構 Research and scientific institutes	651	672	680	648	728
933	醫療、牙科、其他保健及獸醫服務業 Medical, dental, other health and veterinary services	77 163	77 282	77 878	79 334	80 603
934	福利機構 Welfare institutions	52 465	53 655	54 021	53 439	52 403
935	商會 Business associations	3 323	3 220	3 359	3 335	3 392
939	其他社會及有關社區服務業 Miscellaneous social and related community services	5 233	5 189	5 683	5 714	5 580
940-941	電影及其他娛樂服務業 Motion pictures and other entertainment services	19 037	18 949	19 473	19 050	19 333
942	圖書館、博物館及文化服務業 Libraries, museums and cultural services	439	424	396	421	425
949	其他娛樂及康樂服務業 Miscellaneous amusement and recreational services	36 480	39 011	39 061	39 128	38 185
951	維修服務業 Repair services	13 716	14 142	13 460	13 687	13 418
952	洗熨、乾洗、衣物修補及有關服務業 Laundry, dry cleaning and garment services	5 848	6 058	6 036	6 214	6 086
959	其他個人服務業 Miscellaneous personal services	35 463	34 365	36 125	36 752	37 359
9	社區、社會及個人服務業 Community, social and personal services ⁽¹⁾	437 691	446 800	451 303	451 732	455 230
	所有上列行業類別 All above industry sectors ⁽¹⁾	2 328 917	2 348 672	2 357 221	2 370 363	2 381 779

註釋：(1) 數字只限有關統計調查所包括的行業而言，詳情請參閱第十五頁的「註釋」。

Note: Figures relate only to those industries covered. Please refer to the "Notes" on page 15 for details.

表 4 按 3 位數字的主要行業組別劃分的職位空缺數目（公務員除外）
Table 4 Number of vacancies (other than those in the Civil Service) analysed by 3-digit major industry group

香港標準 行業分類 編碼 HSIC code	行業類別／主要行業組別 Industry sector/Major industry group	職位空缺數目 Vacancies				
		2005 九月 Sep	2005 十二月 Dec	2006 三月 Mar	2006 六月 Jun	2006 九月 Sep
219	採石及其他採礦業 Mining, n.e.c.	0	0	0	0	0
2	採礦及採石業 Mining and quarrying	0	0	0	0	0
311-312	食品製造業 Food, manufacturing	230	238	393	172	231
313	飲品製造業 Beverage industries	37	33	37	23	48
314	煙草製品業 Tobacco manufactures	5	2	5	22	9
320-322	服裝製品業（鞋類除外） Wearing apparel (excl. footwear), manufacturing	520	716	249	351	441
323	皮革製造及皮革製品業（鞋類及服裝製品除外） Leather and leather products (excl. footwear and wearing apparel), manufacturing	23	18	8	9	18
324	鞋類製造業（橡膠、塑膠及木質鞋類除外） Footwear (excl. rubber, plastic and wooden footwear), manufacturing					
331	木材及水松製品業（傢具除外） Wood and cork products (excl. furniture), manufacturing					
332	傢具及固定裝置製造業（金屬傢具除外，即不包括主要行業組別 380 及 381 內的製品） Furniture and fixtures (excl. primarily of metal, i.e. major industry groups 380 and 381), manufacturing					
353-354	石油及煤產品製造業 Products of petroleum and coal, manufacturing					
355	橡膠製品業 Rubber products, manufacturing					
361-369	非金屬礦產製品業（石油及煤產品除外） Non-metallic mineral products (excl. products of petroleum and coal), manufacturing					
325-329	紡織製品業 Textiles industries	106	31	229	185	57

表 4 (續) 按 3 位數字的主要行業組別劃分的職位空缺數目 (公務員除外)
Table 4 (Cont'd.) Number of vacancies (other than those in the Civil Service)
analysed by 3-digit major industry group

香港標準 行業分類 編碼 HSIC code	行業類別／主要行業組別 Industry sector/Major industry group	職位空缺數目 Vacancies				
		2005 九月 Sep	2005 十二月 Dec	2006 三月 Mar	2006 六月 Jun	2006 九月 Sep
341	紙張及紙品製造業 Paper and paper products, manufacturing	6	6	0	10	4
342	印刷、出版及有關行業 Printing, publishing and allied industries	309	323	274	301	473
351-352	化學品及化學產品製造業 Chemicals and chemical products, manufacturing	50	220	46	72	31
356	塑膠製品業 Plastic products, manufacturing	30	29	25	15	31
371-372	基本金屬製造業 Basic metal, manufacturing	10	10	5	12	23
380-381	金屬製品業 (機械及設備除外) Fabricated metal products (excl. machinery and equipment), manufacturing	49	53	8	55	46
382	辦公室、會計及計算器材製造業 Office, accounting and computing machinery, manufacturing	49	55	34	19	31
383	收音機、電視機及通訊設備與器材製造業 Radio, television & communications equipment and apparatus, manufacturing	11	12	35	21	41
384	電子零件製造業 Electronic parts and components, manufacturing	182	155	118	103	104
385	家庭電器用具及電子玩具製造業 Electrical appliances & houseware and electronic toys, manufacturing	63	53	24	130	92
386-387	其他機械、設備、儀器及零件製造業 Machinery, equipment, apparatus, parts and components, n.e.c., manufacturing					
389	其他專業、科學、量度及控制用的設備， 與攝影及光學用品製造業 Professional & scientific, measuring & controlling equipment, n.e.c., and photographic & optical goods, manufacturing					
388	運輸設備製造業 Transport equipment, manufacturing	242	176	379	366	189
390-391	其他產品製造業 Manufacturing industries, n.e.c.	61	40	50	124	41
3	製造業 Manufacturing	1 983	2 170	1 919	1 990	1 910

表 4 (續) 按 3 位數字的主要行業組別劃分的職位空缺數目 (公務員除外)
Table 4 (Cont'd.) Number of vacancies (other than those in the Civil Service)
analysed by 3-digit major industry group

香港標準 行業分類 編碼 HSIC code	行業類別／主要行業組別 Industry sector/Major industry group	職位空缺數目 Vacancies				
		2005 九月 Sep	2005 十二月 Dec	2006 三月 Mar	2006 六月 Jun	2006 九月 Sep
411	電力及燃氣業 Electricity and gas	12	9	2	5	20
4	電力及燃氣業 Electricity and gas	12	9	2	5	20
	公營地盤 Public sector sites					
	樓宇建築地盤 Building sites	3	6	0	9	0
	土木工程地盤 Civil engineering sites	4	10	3	0	5
	私營地盤 Private sector sites					
	樓宇建築地盤 Building sites	3	5	2	0	5
	土木工程地盤 Civil engineering sites	0	0	0	0	0
5	建築地盤 (只包括地盤工人) Construction sites (manual workers only)	10	21	5	9	10
611-612	批發業 Wholesale	1 100	856	1 041	876	760
621	零售業 Retail	4 806	3 738	4 821	3 827	4 370
631-632	進口與出口貿易業 Import and export trade	7 953	6 935	9 532	7 452	7 005
641	飲食業 Restaurants	3 598	3 603	3 378	3 402	4 547
651	酒店及旅舍業 Hotels and boarding houses	675	524	608	558	477
6	批發、零售、進口與出口貿易、飲食及酒店業 Wholesale, retail and import and export ⁽¹⁾ trades, restaurants and hotels	18 132	15 656	19 380	16 115	17 159
711	陸路客運業 Land passenger transport	308	227	406	373	339
713	陸路運輸輔助服務業 Supporting services to land transport	84	56	40	29	55
714	遠洋及沿岸海上運輸業 Ocean and coastal water transport	50	48	91	148	112

表 4 (續) 按 3 位數字的主要行業組別劃分的職位空缺數目 (公務員除外)
Table 4 (Cont'd.) Number of vacancies (other than those in the Civil Service)
analysed by 3-digit major industry group

香港標準 行業分類 編碼 HSIC code	行業類別/主要行業組別 Industry sector/Major industry group	職位空缺數目 Vacancies				
		2005 九月 Sep	2005 十二月 Dec	2006 三月 Mar	2006 六月 Jun	2006 九月 Sep
715	港內海上運輸業 Inland water transport	2	2	2	5	8
716	海上運輸輔助服務業 Supporting services to water transport	118	105	155	139	182
717	空運業 Air transport	359	166	229	287	240
718	其他與運輸有關的服務業 Services incidental to transport	1 314	799	1 014	1 177	817
721	倉庫業 Storage	59	71	98	53	92
732	電訊業 Telecommunications	886	699	644	504	441
733	其他通訊服務 (電訊服務除外) Miscellaneous communications services (excl. telecommunications services)	272	151	124	303	224
7	運輸、倉庫及通訊業 Transport, storage and communications ⁽¹⁾	3 452	2 324	2 803	3 018	2 510
811	銀行業 Banking	1 816	1 730	2 151	2 020	2 395
812	金融及投資公司 Finance and investment companies	245	393	360	281	352
813	證券、期貨及金銀經紀、交易與服務業 Stock, commodity and bullion brokers, exchanges and services	152	115	219	101	301
819	其他金融機構 Financial institutions, n.e.c.	559	270	287	455	390
821	保險業 Insurance	2 092	1 438	1 722	1 725	1 740
831	地產業 Real estate	2 599	1 990	3 396	2 951	2 978
832	機械及設備租賃業 Rental of machinery and equipment	2	6	0	0	15
833	商用服務業 (機械及設備租賃除外) Business services (excl. rental of machinery and equipment)	4 498	3 787	5 436	4 732	4 604
8	金融、保險、地產及商用服務業 Financing, insurance, real estate and business services ⁽¹⁾	11 963	9 729	13 571	12 265	12 775

表 4 (續) 按 3 位數字的主要行業組別劃分的職位空缺數目 (公務員除外)
Table 4 (Cont'd.) Number of vacancies (other than those in the Civil Service)
analysed by 3-digit major industry group

香港標準 行業分類 編碼 HSIC code	行業類別/主要行業組別 Industry sector/Major industry group	職位空缺數目 Vacancies				
		2005 九月 Sep	2005 十二月 Dec	2006 三月 Mar	2006 六月 Jun	2006 九月 Sep
921	清潔及同類服務業 Sanitary and similar services	444	486	535	490	280
931	教育服務業 Education services	1 367	1 343	1 466	1 928	2 048
932	研究及科學機構 Research and scientific institutes	25	33	25	103	196
933	醫療、牙科、其他保健及獸醫服務業 Medical, dental, other health and veterinary services	895	681	1 400	1 554	1 250
934	福利機構 Welfare institutions	1 370	1 162	1 411	1 126	1 473
935	商會 Business associations	96	69	57	101	85
939	其他社會及有關社區服務業 Miscellaneous social and related community services	102	76	66	59	107
940-941	電影及其他娛樂服務業 Motion pictures and other entertainment services	285	107	169	314	370
942	圖書館、博物館及文化服務業 Libraries, museums and cultural services	3	7	6	6	9
949	其他娛樂及康樂服務業 Miscellaneous amusement and recreational services	1 743	1 396	1 299	753	1 363
951	維修服務業 Repair services	171	94	207	339	259
952	洗熨、乾洗、衣物修補及有關服務業 Laundry, dry cleaning and garment services	174	28	27	107	46
959	其他個人服務業 Miscellaneous personal services	1 351	1 116	1 188	1 232	1 753
9	社區、社會及個人服務業 Community, social and personal services ⁽¹⁾	8 026	6 598	7 856	8 112	9 239
	所有上列行業類別 All above industry sectors ⁽¹⁾	43 578	36 507	45 536	41 514	43 623

註釋：(1) 數字只限有關統計調查所包括的行業而言，詳情請參閱第十五頁的「註釋」。

Note: Figures relate only to those industries covered. Please refer to the "Notes" on page 15 for details.

表 5 按 3 位數字的主要行業組別劃分的機構單位數目（政府部門除外）
Table 5 Number of establishments (excluding Civil Service) analysed by 3-digit major industry group

香港標準 行業分類 編碼 HSIC code	行業類別／主要行業組別 Industry sector/Major industry group	機構單位數目 Establishments				
		2005 九月 Sep	2005 十二月 Dec	2006 三月 Mar	2006 六月 Jun	2006 九月 Sep
219	採石及其他採礦業 Mining, n.e.c.	6	6	6	6	6
2	採礦及採石業 Mining and quarrying	6	6	6	6	6
311-312	食品製造業 Food, manufacturing	737	769	739	746	769
313	飲品製造業 Beverage industries	22	21	22	26	23
314	煙草製品業 Tobacco manufactures	3	3	3	3	3
320-322	服裝製品業（鞋類除外） Wearing apparel (excl. footwear), manufacturing	1 208	1 112	1 192	1 195	1 183
323	皮革製造及皮革製品業（鞋類及服裝製品除外） Leather and leather products (excl. footwear and wearing apparel), manufacturing	550	553	522	512	540
324	鞋類製造業（橡膠、塑膠及木質鞋類除外） Footwear (excl. rubber, plastic and wooden footwear), manufacturing					
331	木材及水松製品業（傢具除外） Wood and cork products (excl. furniture), manufacturing					
332	傢具及固定裝置製造業（金屬傢具除外，即不包括主要行業組別 380 及 381 內的製品） Furniture and fixtures (excl. primarily of metal, i.e. major industry groups 380 and 381), manufacturing					
353-354	石油及煤產品製造業 Products of petroleum and coal, manufacturing					
355	橡膠製品業 Rubber products, manufacturing					
361-369	非金屬礦產製品業（石油及煤產品除外） Non-metallic mineral products (excl. products of petroleum and coal), manufacturing					
325-329	紡織製品業 Textiles industries	1 418	1 414	1 372	1 343	1 334

表 5 (續) 按 3 位數字的主要行業組別劃分的機構單位數目 (政府部門除外)
Table 5 (Cont'd.) Number of establishments (excluding Civil Service)
analysed by 3-digit major industry group

香港標準 行業分類 編碼 HSIC code	行業類別／主要行業組別 Industry sector/Major industry group	機構單位數目 Establishments				
		2005 九月 Sep	2005 十二月 Dec	2006 三月 Mar	2006 六月 Jun	2006 九月 Sep
341	紙張及紙品製造業 Paper and paper products, manufacturing	418	410	421	403	386
342	印刷、出版及有關行業 Printing, publishing and allied industries	4 221	4 134	4 137	4 064	4 076
351-352	化學品及化學產品製造業 Chemicals and chemical products, manufacturing	476	469	448	454	430
356	塑膠製品業 Plastic products, manufacturing	623	580	589	559	554
371-372	基本金屬製造業 Basic metal, manufacturing	81	89	78	77	73
380-381	金屬製品業 (機械及設備除外) Fabricated metal products (excl. machinery and equipment), manufacturing	1 353	1 289	1 356	1 305	1 290
382	辦公室、會計及計算器材製造業 Office, accounting and computing machinery, manufacturing	395	380	402	395	402
383	收音機、電視機及通訊設備與器材製造業 Radio, television & communications equipment and apparatus, manufacturing	140	149	140	133	130
384	電子零件製造業 Electronic parts and components, manufacturing	126	111	105	99	95
385	家庭電器用具及電子玩具製造業 Electrical appliances & houseware and electronic toys, manufacturing	1 948	1 841	1 912	1 846	1 823
386-387	其他機械、設備、儀器及零件製造業 Machinery, equipment, apparatus, parts and components, n.e.c., manufacturing					
389	其他專業、科學、量度及控制用的設備， 與攝影及光學用品製造業 Professional & scientific, measuring & controlling equipment, n.e.c., and photographic & optical goods, manufacturing					
388	運輸設備製造業 Transport equipment, manufacturing	477	472	473	465	469
390-391	其他產品製造業 Manufacturing industries, n.e.c.	1 426	1 402	1 421	1 417	1 424
3	製造業 Manufacturing	15 622	15 198	15 332	15 042	15 004

表 5 (續) 按 3 位數字的主要行業組別劃分的機構單位數目 (政府部門除外)
 Table 5 (Cont'd.) Number of establishments (excluding Civil Service)
 analysed by 3-digit major industry group

香港標準 行業分類 編碼 HSIC code	行業類別／主要行業組別 Industry sector/Major industry group	機構單位數目 Establishments				
		2005 九月 Sep	2005 十二月 Dec	2006 三月 Mar	2006 六月 Jun	2006 九月 Sep
411	電力及燃氣業 Electricity and gas	14	14	15	15	15
4	電力及燃氣業 Electricity and gas	14	14	15	15	15
	公營地盤 Public sector sites					
	樓宇建築地盤 Building sites	120	119	121	108	94
	土木工程地盤 Civil engineering sites	203	200	197	214	205
	私營地盤 Private sector sites					
	樓宇建築地盤 Building sites	482	446	465	486	514
	土木工程地盤 Civil engineering sites	95	103	103	125	101
5	建築地盤 Construction sites	900	868	886	933	914
611-612	批發業 Wholesale	14 783	15 068	15 507	15 268	15 200
621	零售業 Retail	54 885	55 672	57 282	56 781	56 984
631-632	進口與出口貿易業 Import and export trade	98 093	97 186	98 627	99 035	99 157
641	飲食業 Restaurants	11 351	11 423	11 332	11 579	11 625
651	酒店及旅舍業 Hotels and boarding houses	766	717	773	776	771
6	批發、零售、進口與出口貿易、飲食及酒店業 Wholesale, retail and import and export ⁽¹⁾ trades, restaurants and hotels	179 878	180 066	183 521	183 439	183 737
711	陸路客運業 Land passenger transport	10	10	10	11	11
713	陸路運輸輔助服務業 Supporting services to land transport	436	425	434	452	419
714	遠洋及沿岸海上運輸業 Ocean and coastal water transport	318	271	309	298	298

表 5 (續) 按 3 位數字的主要行業組別劃分的機構單位數目 (政府部門除外)
Table 5 (Cont'd.) Number of establishments (excluding Civil Service)
analysed by 3-digit major industry group

香港標準 行業分類 編碼 HSIC code	行業類別/主要行業組別 Industry sector/Major industry group	機構單位數目 Establishments				
		2005 九月 Sep	2005 十二月 Dec	2006 三月 Mar	2006 六月 Jun	2006 九月 Sep
715	港內海上運輸業 Inland water transport	4	4	4	4	4
716	海上運輸輔助服務業 Supporting services to water transport	2 908	2 947	2 987	2 948	2 903
717	空運業 Air transport	139	139	143	141	146
718	其他與運輸有關的服務業 Services incidental to transport	5 222	5 363	5 450	5 473	5 492
721	倉庫業 Storage	369	400	408	402	386
732	電訊業 Telecommunications	403	376	357	375	385
733	其他通訊服務 (電訊服務除外) Miscellaneous communications services (excl. telecommunications services)	679	640	635	636	647
7	運輸、倉庫及通訊業 Transport, storage and communications (1)	10 488	10 575	10 737	10 740	10 691
811	銀行業 Banking	1 406	1 391	1 391	1 401	1 401
812	金融及投資公司 Finance and investment companies	3 502	3 472	3 287	3 326	3 520
813	證券、期貨及金銀經紀、交易與服務業 Stock, commodity and bullion brokers, exchanges and services	815	832	796	813	848
819	其他金融機構 Financial institutions, n.e.c.	1 919	1 967	2 117	2 076	2 146
821	保險業 Insurance	7 470	7 505	7 556	7 600	7 888
831	地產業 Real estate	9 617	9 941	10 259	10 274	10 441
832	機械及設備租賃業 Rental of machinery and equipment	188	199	181	186	181
833	商用服務業 (機械及設備租賃除外) Business services (excl. rental of machinery and equipment)	29 103	29 148	30 439	30 595	30 880
8	金融、保險、地產及商用服務業 Financing, insurance, real estate and business services (1)	54 020	54 455	56 026	56 271	57 305

表 5 (續) 按 3 位數字的主要行業組別劃分的機構單位數目 (政府部門除外)
Table 5 (Cont'd.) Number of establishments (excluding Civil Service)
analysed by 3-digit major industry group

香港標準 行業分類 編碼 HSIC code	行業類別／主要行業組別 Industry sector/Major industry group	機構單位數目 Establishments				
		2005 九月 Sep	2005 十二月 Dec	2006 三月 Mar	2006 六月 Jun	2006 九月 Sep
921	清潔及同類服務業 Sanitary and similar services	1 422	1 448	1 416	1 472	1 438
931	教育服務業 Education services	5 234	5 466	5 619	5 713	5 814
932	研究及科學機構 Research and scientific institutes	43	40	39	33	35
933	醫療、牙科、其他保健及獸醫服務業 Medical, dental, other health and veterinary services	5 433	5 624	5 689	5 800	5 856
934	福利機構 Welfare institutions	2 783	2 832	2 808	2 810	2 857
935	商會 Business associations	320	315	336	342	333
939	其他社會及有關社區服務業 Miscellaneous social and related community services	605	584	600	609	608
940-941	電影及其他娛樂服務業 Motion pictures and other entertainment services	2 603	2 759	2 803	2 914	2 936
942	圖書館、博物館及文化服務業 Libraries, museums and cultural services	73	66	67	74	79
949	其他娛樂及康樂服務業 Miscellaneous amusement and recreational services	1 201	1 305	1 323	1 346	1 390
951	維修服務業 Repair services	3 988	4 120	4 117	4 113	4 095
952	洗熨、乾洗、衣物修補及有關服務業 Laundry, dry cleaning and garment services	1 637	1 643	1 686	1 747	1 756
959	其他個人服務業 Miscellaneous personal services	8 833	8 865	9 162	9 144	9 259
9	社區、社會及個人服務業 Community, social and personal services ⁽¹⁾	34 175	35 067	35 665	36 117	36 456
	所有上列行業類別 All above industry sectors ⁽¹⁾	295 103	296 249	302 188	302 563	304 128

註釋：(1) 數字只限有關統計調查所包括的行業而言，詳情請參閱第十五頁的「註釋」。

Note: Figures relate only to those industries covered. Please refer to the "Notes" on page 15 for details.

表 6 按選定 4 位數字的行業組別／ 6 位數字的行業劃分的機構單位數目、就業人數及職位空缺數目（公務員除外）

Table 6 Number of establishments, persons engaged and vacancies (other than those in the Civil Service) analysed by selected 4-digit industry group / 6-digit industry

香港標準 行業分類 編碼	行業組別／行業 Industry group/industry	機構單位數目		就業人數		職位空缺數目	
		Establishments		Persons engaged		Vacancies	
		2006 六月 Jun	2006 九月 Sep	2006 六月 Jun	2006 九月 Sep	2006 六月 Jun	2006 九月 Sep
3	製造業 Manufacturing						
3201	外衣及幼兒衣物縫製業（直接由紗線原件針織的衣物及皮革衣服除外） Outer garments incl. infants' wear and garment (excl. knitwear from yarn and leather garments), manufacturing	1 060	1 056	17 977	16 112	330	435
3202	內衣及睡衣縫製業 Under garments and night garments, manufacturing	52	49	1 696	1 689	14	6
3261	梭織棉布業 Weaving, cotton	57	53	1 983	2 019	0	0
3276	針織外衣業（非針織衣服、雨衣及皮革衣服除外） Knit outerwear (excl. garment not knitted, raincoat, leather garment), manufacturing	454	445	8 631	8 606	68	14
3285	梭織布料漂染業（紡織品印花及印刷用絲網的製造除外） Bleaching and dyeing of woven fabrics (excl. textile stencilling and printing, manufacturing of silkscreen for printing)	48	46	904	860	0	1
3412	紙盒及其他紙製容器製造業 Containers and boxes of paper and paperboard, manufacturing	244	241	829	816	0	0
3422	承印業（塑膠製品印花及紡織品印花除外） Job printing (excl. plastic printing and stencilling, textile printing and stencilling)	2 607	2 634	16 961	17 343	110	153
3522	藥物製造業 Drugs and medicines, manufacturing	227	213	2 766	2 785	28	0
3562	塑膠玩具製造業（橡膠、金屬、木製、電子及其他質料玩具除外） Plastic toys (excl. rubber toys, metal toys, wooden toys, electronic toys, other toys), manufacturing	56	52	371	400	2	2
3892	機械鐘錶製造業 Watches and clocks, mechanical, manufacturing	8	8	207	208	3	0
3893	電子鐘錶製造業 Watches and clocks, electronic, manufacturing	62	62	865	901	5	15

表 6 (續) 按選定 4 位數字的行業組別／6 位數字的行業劃分的機構單位數目、就業人數及職位空缺數目（公務員除外）

Table 6 (Cont'd.) Number of establishments, persons engaged and vacancies (other than those in the Civil Service) analysed by selected 4-digit industry group / 6-digit industry

香港標準 行業分類 編碼	行業組別／行業 Industry group/industry	機構單位數目 Establishments		就業人數 Persons engaged		職位空缺數目 Vacancies	
		2006 六月	2006 九月	2006 六月	2006 九月	2006 六月	2006 九月
		Jun	Sep	Jun	Sep	Jun	Sep
3894	鐘錶殼及其他鐘錶零件製造業 Cases and parts for watches and clocks, n.e.c., manufacturing	77	76	308	330	1	1
3902	珠寶首飾及有關物品製造業 Jewellery and related articles, manufacturing	445	461	4 039	4 062	30	6
6	批發、零售、進口與出口貿易、飲食及酒店業 Wholesale, retail and import and export trades, restaurants and hotels						
611506	中藥批發 Chinese drugs and herbs, wholesale	441	422	1 589	1 657	14	15
621115	超級市場 Supermarkets	1 634	1 673	24 754	25 248	310	262
6214	衣物、鞋類及有關製品零售業 Clothing, footwear and allied products, retail	12 642	12 791	39 002	38 572	658	783
621507	中藥零售 Chinese drugs and herbs, retail	1 428	1 435	4 983	4 983	81	25
621511	百貨公司 Department stores	127	126	10 248	10 414	189	274
621542	藥物及化粧品零售 Medicines and cosmetics, retail	2 693	2 692	16 377	16 300	340	390
631506	中藥進出口貿易 Chinese drugs and herbs, import & export	631	644	1 755	1 772	24	24
6411	中式餐館及酒樓 Chinese restaurants	4 687	4 684	95 079	95 230	861	1 104
6412	非中式餐館 Restaurants, other than Chinese restaurants	4 040	4 078	55 583	55 012	1 222	1 729
6413	快餐店 Fast food shops	1 613	1 601	35 825	35 953	1 058	1 557
6511	酒店 Hotels	115	116	26 796	28 249	546	453
7	運輸、倉庫及通訊業 Transport, storage and communications						
7111	公共巴士服務 Motor buses	5	5	17 938	17 911	18	16

表 6 (續) 按選定 4 位數字的行業組別／6 位數字的行業劃分的機構單位數目、就業人數及職位空缺數目 (公務員除外)

Table 6 (Cont'd.) Number of establishments, persons engaged and vacancies (other than those in the Civil Service) analysed by selected 4-digit industry group / 6-digit industry

香港標準 行業分類 編碼 HSIC code	行業組別／行業 Industry group/industry	機構單位數目 Establishments		就業人數 Persons engaged		職位空缺數目 Vacancies	
		2006 六月 Jun	2006 九月 Sep	2006 六月 Jun	2006 九月 Sep	2006 六月 Jun	2006 九月 Sep
		7112	電車服務及鐵路運輸服務 Tramways and railways	6	6	13 517	13 569
7151	港海渡輪服務 Harbour ferries	4	4	1 159	1 167	5	8
7161	貨櫃碼頭、貨櫃裝卸及貨櫃租賃服務 Container terminals, haulage of containers and container leasing	2 948	2 903	17 597	17 548	139	182
7171	航空公司 Airline companies	113	117	18 896	18 729	160	105
7172	空運輔助服務 Supporting services to air transport	28	29	9 500	9 907	127	135
7181	旅行社及票務代理 Travel agents and airline ticket agents	2 184	2 214	20 017	20 442	465	388
7182	航空貨運代理 Air cargo forwarding services	947	946	13 863	14 137	214	128
7183	海上貨運代理 Sea cargo forwarding services	2 200	2 199	21 771	22 110	492	299
7212	貨倉及其他倉庫服務 General cargo warehouses and other storage services	390	374	5 248	5 268	47	90
7321	固定電訊網絡服務 Fixed telecommunications network services	24	23	9 080	8 969	298	261
732901	流動通訊服務 Mobile communications services	20	26	2 887	2 828	35	15
732902	互聯網接駁服務 Internet access services	38	37	800	788	4	8
8	金融、保險、地產及商用服務業 Financing, insurance, real estate and business services						
8111	銀行 Banks	1 335	1 337	77 200	80 151	2 010	2 393
8121	接受存款公司 Deposit-taking companies	97	104	1 437	1 468	21	22
8122	投資及控股公司 Investment and holding companies	2 809	2 992	19 034	18 820	235	256

表 6 (續) 按選定 4 位數字的行業組別／6 位數字的行業劃分的機構單位數目、就業人數及職位空缺數目 (公務員除外)

Table 6 (Cont'd.) Number of establishments, persons engaged and vacancies (other than those in the Civil Service) analysed by selected 4-digit industry group / 6-digit industry

香港標準 行業分類 編碼 HSIC code	行業組別／行業 Industry group/industry	機構單位數目 Establishments		就業人數 Persons engaged		職位空缺數目 Vacancies	
		2006 六月 Jun	2006 九月 Sep	2006 六月 Jun	2006 九月 Sep	2006 六月 Jun	2006 九月 Sep
		8131	證券公司 Stock and share companies	720	752	12 238	12 196
8311	地產發展 Real estate development	296	357	2 493	2 370	27	49
8314	地產保養管理服務 Real estate maintenance management	1 725	1 891	61 142	60 456	1 075	889
8315	地產經紀及代理 Real estate brokerage and agency	3 358	3 319	18 528	18 813	1 703	1 774
8331	法律服務 Legal services	1 699	1 722	16 467	16 538	190	120
8332	會計、核數及簿記服務 Accounting, auditing and bookkeeping services	3 882	3 877	23 702	23 741	495	491
8333	資訊科技相關服務 Information technology related services	4 571	4 652	26 803	26 502	790	584
8334	與建造及地產活動有關的建築、測量及工程策劃服務 Architectural, surveying and project engineering services related to construction and real estate activities	1 524	1 579	17 738	17 841	245	182
8335	與建造及地產活動無關的工程及技術服務 Engineering and technical services, not related to construction and real estate activities	1 603	1 624	15 632	16 193	380	543
8336	廣告及有關服務 Advertising and related services	4 614	4 572	17 986	18 140	422	424
9	社區、社會及個人服務業 Community, social and personal services						
9343	安老院 Homes for the aged	767	794	19 531	19 495	457	500
949901	遊樂場 Amusement parks	5	5	5 801	4 935	94	151
9513	汽車及電單車維修服務 Servicing and repairing of motor vehicles and motor-cycles	2 548	2 517	9 909	9 692	286	219
9591	理髮及美容服務 Barber and beauty shops	7 857	7 971	32 631	33 243	1 152	1 666

表 6 (續) 按選定 4 位數字的行業組別／6 位數字的行業劃分的機構單位數目、就業人數及職位空缺數目 (公務員除外)

Table 6 (Cont'd.) Number of establishments, persons engaged and vacancies (other than those in the Civil Service) analysed by selected 4-digit industry group / 6-digit industry

香港標準 行業分類 編碼	行業組別／行業 Industry group/industry	機構單位數目		就業人數		職位空缺數目	
		Establishments		Persons engaged		Vacancies	
		2006 六月 Jun	2006 九月 Sep	2006 六月 Jun	2006 九月 Sep	2006 六月 Jun	2006 九月 Sep
電子業 (1) Electronics		743	735	12 865	12 238	156	198

註釋： (1) 政府統計處曾詳細研究電子產品及電子業的統計分類事項，並曾就此徵詢有關的工商業機構，詳情刊載在一九八六年三月份《香港統計月刊》的特刊內。在「香港標準行業分類」中，電子業包括行業組別 382 (辦公室、會計及計算器材製造業)，383 (收音機、電視機及通訊設備與器材製造業)，384 (電子零件製造業)，3852 (電子玩具製造業)，3868 (工業用電子儀器製造業)，3873 (其他電子製品業) 及 3893 (電子鐘錶製造業)。

The statistical classification of electronic products and the electronics industry had been studied by the Census and Statistics Department in consultation with relevant trade and industrial organisations. Details are given in a special review article published in March 1986 issue of the *Hong Kong Monthly Digest of Statistics*. The electronics industry in HSIC covers industry codes 382 (office, accounting and computing machinery, manufacturing), 383 (radio, television & communications equipment and apparatus, manufacturing), 384 (electronic parts and components, manufacturing), 3852 (electronic toys, manufacturing), 3868 (electronic industrial apparatus, manufacturing), 3873 (electronic products, n.e.c., manufacturing) and 3893 (watches and clocks, electronic, manufacturing).

表 7 按零售商類別劃分的零售業機構單位數目、就業人數及職位空缺數目
(公務員除外)

Table 7 Number of establishments, persons engaged and vacancies (other than those in the Civil Service) in the retail trade analysed by type of retail outlet

零售商類別 Type of retail outlet	機構單位數目 Establishments		就業人數 Persons engaged		職位空缺數目 Vacancies	
	2006 六月 Jun	2006 九月 Sep	2006 六月 Jun	2006 九月 Sep	2006 六月 Jun	2006 九月 Sep
	食品、酒類飲品及煙草(超級市場除外) Food, alcoholic drinks and tobacco (other than supermarkets)	14 998	15 059	46 327	46 782	584
其中: Of which:						
麵包、糕餅、糖果及餅乾 <i>Bread, pastry, confectionery and biscuits</i>	1 566	1 592	10 192	10 220	345	198
超級市場 Supermarkets	1 634	1 673	24 754	25 248	310	262
燃料 Fuels	401	406	3 405	3 447	0	16
衣物、鞋類及有關製品 Clothing, footwear and allied products	12 642	12 791	39 002	38 572	658	783
其中: Of which:						
服裝 <i>Wearing apparel</i>	10 815	10 985	33 482	33 089	614	616
鞋類、有關製品及其他衣物配件 <i>Footwear, allied products and other clothing accessories</i>	1 827	1 806	5 520	5 483	44	167
耐用消費品 Consumer durable goods	6 523	6 507	30 060	30 150	544	646
其中: Of which:						
汽車及汽車零件 <i>Motor vehicles and parts</i>	1 168	1 145	5 146	5 076	38	86
電器及攝影器材 <i>Electrical goods and photographic equipment</i>	2 676	2 703	13 479	14 332	254	201
百貨公司 Department stores	127	126	10 248	10 414	189	274

表 7 (續) 按零售商類別劃分的零售業機構單位數目、就業人數及職位空缺數目
(公務員除外)

Table 7 (Cont'd.) Number of establishments, persons engaged and vacancies (other than those
in the Civil Service) in the retail trade analysed by type of retail outlet

零售商類別 Type of retail outlet	機構單位數目 Establishments		就業人數 Persons engaged		職位空缺數目 Vacancies	
	2006 六月 Jun	2006 九月 Sep	2006 六月 Jun	2006 九月 Sep	2006 六月 Jun	2006 九月 Sep
	珠寶首飾、鐘錶及名貴禮物 Jewellery, watches and clocks, and valuable gifts	3 534	3 504	15 916	15 530	374
其他消費品 Other consumer goods	16 922	16 918	59 538	58 419	1 168	1 481
其中: Of which:						
書報、文具及禮品 <i>Books, newspapers, stationery and gifts</i>	3 035	2 947	8 772	8 680	288	154
中藥 <i>Chinese drugs and herbs</i>	1 428	1 435	4 983	4 983	81	25
藥物及化粧品 <i>Medicines and cosmetics</i>	2 693	2 692	16 377	16 300	340	390
所有零售商類別 All retail outlets	56 781	56 984	229 250	228 562	3 827	4 370

註釋： 有關零售商的香港標準行業分類編碼，請參閱附錄。

Note: Please refer to Appendix for the HSIC codes of the retail outlet.

表 8 按 3 位數字的主要行業組別及性別劃分的就業人數（公務員除外）
Table 8 Number of persons engaged (other than those in the Civil Service) analysed by 3-digit major industry group and sex

香港標準 行業分類 編碼 HSIC code	行業類別／主要行業組別 Industry sector/Major industry group	就業人數 Persons engaged					
		二零零六年六月 June 2006			二零零六年九月 September 2006		
		男 Male	女 Female	總計 Total	男 Male	女 Female	總計 Total
219	採石及其他採礦業 Mining, n.e.c.	122	8	130	122	6	128
2	採礦及採石業 Mining and quarrying	122	8	130	122	6	128
311-312	食品製造業 Food, manufacturing	11 525	8 917	20 442	12 097	10 700	22 797
313	飲品製造業 Beverage industries	2 644	863	3 507	2 488	898	3 386
314	煙草製品業 Tobacco manufactures	363	144	507	358	147	505
320-322	服裝製品業（鞋類除外） Wearing apparel (excl. footwear), manufacturing	4 506	16 099	20 605	4 446	14 014	18 460
323	皮革製造及皮革製品業（鞋類及服裝製品除外） Leather and leather products (excl. footwear and wearing apparel), manufacturing	2 006	392	2 398	1 889	529	2 418
324	鞋類製造業（橡膠、塑膠及木質鞋類除外） Footwear (excl. rubber, plastic and wooden footwear), manufacturing						
331	木材及水松製品業（傢具除外） Wood and cork products (excl. furniture), manufacturing						
332	傢具及固定裝置製造業（金屬傢具除外， 即不包括主要行業組別 380 及 381 內的製品） Furniture and fixtures (excl. primarily of metal, i.e. major industry groups 380 and 381), manufacturing						
353-354	石油及煤產品製造業 Products of petroleum and coal, manufacturing						
355	橡膠製品業 Rubber products, manufacturing						
361-369	非金屬礦產製品業（石油及煤產品除外） Non-metallic mineral products (excl. product of petroleum and coal), manufacturing						
325-329	紡織製品業 Textiles industries	9 272	10 065	19 337	8 666	10 539	19 205

表 8 (續) 按 3 位數字的主要行業組別及性別劃分的就業人數 (公務員除外)
Table 8 (Cont'd.) Number of persons engaged (other than those in the Civil Service)
analysed by 3-digit major industry group and sex

香港標準 行業分類 編碼 HSIC code	行業類別/主要行業組別 Industry sector/Major industry group	就業人數 Persons engaged					
		二零零六年六月 June 2006			二零零六年九月 September 2006		
		男 Male	女 Female	總計 Total	男 Male	女 Female	總計 Total
341	紙張及紙品製造業 Paper and paper products, manufacturing	1 325	622	1 947	1 250	531	1 781
342	印刷、出版及有關行業 Printing, publishing and allied industries	23 076	13 818	36 894	23 272	14 297	37 569
351-352	化學品及化學產品製造業 Chemicals and chemical products, manufacturing	3 012	2 545	5 557	2 844	2 481	5 325
356	塑膠製品業 Plastic products, manufacturing	2 060	1 102	3 162	1 820	1 159	2 979
371-372	基本金屬製造業 Basic metal, manufacturing	848	366	1 214	988	190	1 178
380-381	金屬製品業 (機械及設備除外) Fabricated metal products (excl. machinery and equipment), manufacturing	4 102	1 472	5 574	4 244	1 460	5 704
382	辦公室、會計及計算器材製造業 Office, accounting and computing machinery, manufacturing	1 485	697	2 182	1 286	719	2 005
383	收音機、電視機及通訊設備與器材製造業 Radio, television & communications equipment and apparatus, manufacturing	1 222	644	1 866	1 237	601	1 838
384	電子零件製造業 Electronic parts and components, manufacturing	4 123	3 205	7 328	4 075	2 875	6 950
385	家庭電器用具及電子玩具製造業 Electrical appliances & houseware and electronic toys, manufacturing	6 745	3 440	10 185	6 927	2 987	9 914
386-387	其他機械、設備、儀器及零件製造業 Machinery, equipment, apparatus, parts and components, n.e.c., manufacturing						
389	其他專業、科學、量度及控制用的設備， 與攝影及光學用品製造業 Professional & scientific, measuring & controlling equipment, n.e.c., and photographic & optical goods, manufacturing						
388	運輸設備製造業 Transport equipment, manufacturing	7 998	1 642	9 640	8 066	1 668	9 734
390-391	其他產品製造業 Manufacturing industries, n.e.c.	5 440	3 272	8 712	5 077	3 369	8 446
3	製造業 Manufacturing	91 752	69 305	161 057	91 030	69 164	160 194

表 8 (續) 按 3 位數字的主要行業組別及性別劃分的就業人數 (公務員除外)
 Table 8 (Cont'd.) Number of persons engaged (other than those in the Civil Service)
 analysed by 3-digit major industry group and sex

香港標準 行業分類 編碼 HSIC code	行業類別/主要行業組別 Industry sector/Major industry group	就業人數 Persons engaged					
		二零零六年六月 June 2006			二零零六年九月 September 2006		
		男 Male	女 Female	總計 Total	男 Male	女 Female	總計 Total
411	電力及燃氣業 Electricity and gas	6 786	1 222	8 008	6 772	1 203	7 975
4	電力及燃氣業 Electricity and gas	6 786	1 222	8 008	6 772	1 203	7 975
	公營地盤 Public sector sites						
	樓宇建築地盤 Building sites	7 295	527	7 822	7 136	452	7 588
	土木工程地盤 Civil engineering sites	11 203	544	11 747	12 386	511	12 897
	私營地盤 Private sector sites						
	樓宇建築地盤 Building sites	27 985	3 012	30 997	28 277	2 984	31 261
	土木工程地盤 Civil engineering sites	1 637	70	1 707	1 473	67	1 540
5	建築地盤 (只包括地盤工人) Construction sites (manual workers only)	48 120	4 153	52 273	49 272	4 014	53 286
611-612	批發業 Wholesale	43 291	24 516	67 807	41 116	24 745	65 861
621	零售業 Retail	94 538	134 712	229 250	94 485	134 077	228 562
631-632	進口與出口貿易業 Import and export trade	265 661	248 201	513 862	268 706	249 444	518 150
641	飲食業 Restaurants	93 581	103 371	196 952	92 091	104 023	196 114
651	酒店及旅舍業 Hotels and boarding houses	15 804	13 020	28 824	16 730	13 369	30 099
6	批發、零售、進口與出口貿易、飲食及酒店業 Wholesale, retail and import and export trades, restaurants and hotels ⁽¹⁾	512 875	523 820	1 036 695	513 128	525 658	1 038 786
711	陸路客運業 Land passenger transport	28 059	3 396	31 455	28 062	3 418	31 480
713	陸路運輸輔助服務業 Supporting services to land transport	3 023	3 408	6 431	2 832	3 410	6 242
714	遠洋及沿岸海上運輸業 Ocean and coastal water transport	4 614	2 922	7 536	4 253	3 125	7 378

表 8 (續) 按 3 位數字的主要行業組別及性別劃分的就業人數 (公務員除外)
Table 8 (Cont'd.) Number of persons engaged (other than those in the Civil Service)
analysed by 3-digit major industry group and sex

香港標準 行業分類 編碼 HSIC code	行業類別/主要行業組別 Industry sector/Major industry group	就業人數 Persons engaged					
		二零零六年六月 June 2006			二零零六年九月 September 2006		
		男 Male	女 Female	總計 Total	男 Male	女 Female	總計 Total
715	港內海上運輸業 Inland water transport	1 050	109	1 159	1 056	111	1 167
716	海上運輸輔助服務業 Supporting services to water transport	14 267	3 330	17 597	14 154	3 394	17 548
717	空運業 Air transport	14 602	13 794	28 396	14 946	13 690	28 636
718	其他與運輸有關的服務業 Services incidental to transport	28 753	28 071	56 824	30 209	27 644	57 853
721	倉庫業 Storage	4 363	1 437	5 800	4 239	1 589	5 828
732	電訊業 Telecommunications	10 818	7 123	17 941	10 445	6 980	17 425
733	其他通訊服務 (電訊服務除外) Miscellaneous communications services (excl. telecommunications services)	7 585	3 812	11 397	8 227	3 862	12 089
7	運輸、倉庫及通訊業 Transport, storage and communications ⁽¹⁾	117 134	67 402	184 536	118 423	67 223	185 646
811	銀行業 Banking	33 285	44 221	77 506	34 766	45 642	80 408
812	金融及投資公司 Finance and investment companies	13 790	10 451	24 241	13 287	10 829	24 116
813	證券、期貨及金銀經紀、交易與服務業 Stock, commodity and bullion brokers, exchanges and services	7 802	5 938	13 740	8 104	5 745	13 849
819	其他金融機構 Financial institutions, n.e.c.	8 180	7 830	16 010	8 337	7 762	16 099
821	保險業 Insurance	11 307	17 893	29 200	11 599	17 412	29 011
831	地產業 Real estate	65 181	32 981	98 162	65 594	31 937	97 531
832	機械及設備租賃業 Rental of machinery and equipment	588	195	783	640	184	824
833	商用服務業 (機械及設備租賃除外) Business services (excl. rental of machinery and equipment)	130 233	86 057	216 290	130 811	87 885	218 696
8	金融、保險、地產及商用服務業 Financing, insurance, real estate and business services ⁽¹⁾	270 366	205 566	475 932	273 138	207 396	480 534

表 8 (續) 按 3 位數字的主要行業組別及性別劃分的就業人數 (公務員除外)
Table 8 (Cont'd.) Number of persons engaged (other than those in the Civil Service)
analysed by 3-digit major industry group and sex

香港標準 行業分類 編碼 HSIC code	行業類別/主要行業組別 Industry sector/Major industry group	就業人數 Persons engaged					
		二零零六年六月 June 2006			二零零六年九月 September 2006		
		男 Male	女 Female	總計 Total	男 Male	女 Female	總計 Total
921	清潔及同類服務業 Sanitary and similar services	21 882	35 798	57 680	21 934	37 373	59 307
931	教育服務業 Education services	49 395	86 935	136 330	49 414	88 997	138 411
932	研究及科學機構 Research and scientific institutes	419	229	648	477	251	728
933	醫療、牙科、其他保健及獸醫服務業 Medical, dental, other health and veterinary services	22 441	56 893	79 334	22 724	57 879	80 603
934	福利機構 Welfare institutions	9 585	43 854	53 439	9 951	42 452	52 403
935	商會 Business associations	1 329	2 006	3 335	1 318	2 074	3 392
939	其他社會及有關社區服務業 Miscellaneous social and related community services	2 598	3 116	5 714	2 518	3 062	5 580
940-941	電影及其他娛樂服務業 Motion pictures and other entertainment services	11 731	7 319	19 050	11 719	7 614	19 333
942	圖書館、博物館及文化服務業 Libraries, museums and cultural services	156	265	421	160	265	425
949	其他娛樂及康樂服務業 Miscellaneous amusement and recreational services	20 008	19 120	39 128	19 423	18 762	38 185
951	維修服務業 Repair services	12 028	1 659	13 687	11 668	1 750	13 418
952	洗熨、乾洗、衣物修補及有關服務業 Laundry, dry cleaning and garment services	2 240	3 974	6 214	2 113	3 973	6 086
959	其他個人服務業 Miscellaneous personal services	13 946	22 806	36 752	13 602	23 757	37 359
9	社區、社會及個人服務業 Community, social and personal services ⁽¹⁾	167 758	283 974	451 732	167 021	288 209	455 230
	所有上列行業類別 All above industry sectors ⁽¹⁾	1 214 913	1 155 450	2 370 363	1 218 906	1 162 873	2 381 779

註釋：(1) 數字只限有關統計調查所包括的行業而言，詳情請參閱第十五頁的「註釋」。

Note: Figures relate only to those industries covered. Please refer to the "Notes" on page 15 for details.

表 9 按行業類別及機構規模劃分的機構單位數目及就業人數（公務員除外）
 Table 9 Number of establishments and persons engaged (other than those in the Civil Service) analysed by industry sector and size of establishment

二零零六年九月
 September 2006

行業類別 Industry sector	機構規模（按就業人數分類） Size of establishment (in terms of number of persons engaged)		就業人數 Persons engaged		總計 Total
	機構單位數目 Establishments		男 Male	女 Female	
採礦及採石業 Mining and quarrying	1 - 9	2	2	0	2
	10 - 19	1	17	2	19
	20 - 49	3	103	4	107
	總計 Total	6	122	6	128
製造業 Manufacturing	1 - 9	12 245	23 794	10 286	34 080
	10 - 19	1 342	10 206	7 855	18 061
	20 - 49	977	14 312	15 163	29 475
	50 - 99	227	8 185	7 981	16 166
	100 - 199	116	6 842	8 822	15 664
	200 - 499	73	12 052	10 438	22 490
	500 - 999	19	7 510	6 219	13 729
	≥ 1000	5	8 129	2 400	10 529
總計 Total	15 004	91 030	69 164	160 194	
電力及燃氣業 Electricity and gas	1 - 9	5	19	10	29
	10 - 19	7	61	40	101
	≥ 1000	3	6 692	1 153	7 845
	總計 Total	15	6 772	1 203	7 975
建築地盤（只包括地盤工人） Construction sites (manual workers only)	1 - 9	362	1 553	88	1 641
	10 - 19	168	2 036	104	2 140
	20 - 49	151	4 168	277	4 445
	50 - 99	99	6 121	522	6 643
	100 - 199	65	8 637	499	9 136
	200 - 499	52	14 424	1 299	15 723
	500 - 999	14	8 633	902	9 535
	≥ 1000	3	3 700	323	4 023
總計 Total	914	49 272	4 014	53 286	

表 9 (續) 按行業類別及機構規模劃分的機構單位數目及就業人數 (公務員除外)
 Table 9 (Cont'd.) Number of establishments and persons engaged (other than those in the Civil Service) analysed by industry sector and size of establishment

行業類別 Industry sector	機構規模 (按就業人數分類) Size of establishment (in terms of number of persons engaged)		二零零六年九月 September 2006		總計 Total
	機構單位數目 Establishments	就業人數 Persons engaged			
		男 Male	女 Female		
批發、零售、進口與出口貿易、飲食及酒店業 (1) Wholesale, retail and import and export trades, restaurants and hotels					
批發、零售、飲食及酒店業 Wholesale and retail trades, restaurants and hotels	1 - 9	73 842	100 717	114 779	215 496
	10 - 19	6 349	41 334	43 274	84 608
	20 - 49	3 107	41 591	47 231	88 822
	50 - 99	933	28 202	35 731	63 933
	100 - 199	262	15 018	19 680	34 698
	200 - 499	69	9 905	10 481	20 386
	500 - 999	18	7 655	5 038	12 693
	小計 Sub-total	84 580	244 422	276 214	520 636
進口與出口貿易業 Import and export trade	1 - 9	88 668	137 576	108 982	246 558
	10 - 19	6 735	41 593	45 734	87 327
	20 - 49	2 895	41 774	43 879	85 653
	50 - 99	576	18 648	20 418	39 066
	100 - 199	196	12 766	13 949	26 715
	200 - 499	72	10 361	10 126	20 487
	500 - 999	11	2 910	3 932	6 842
	≥ 1000	4	3 078	2 424	5 502
	小計 Sub-total	99 157	268 706	249 444	518 150
	總計 Total	183 737	513 128	525 658	1 038 786
運輸、倉庫及通訊業 (1) Transport, storage and communications					
運輸、倉庫及通訊業 Transport, storage and communications	1 - 9	8 447	16 276	10 806	27 082
	10 - 19	1 078	8 122	6 055	14 177
	20 - 49	796	15 550	9 450	25 000
	50 - 99	166	7 055	4 713	11 768
	100 - 199	108	8 715	6 496	15 211
	200 - 499	63	10 983	7 490	18 473
	500 - 999	15	6 622	3 546	10 168
	≥ 1000	18	45 100	18 667	63 767
	總計 Total	10 691	118 423	67 223	185 646
金融、保險、地產及商用服務業 (1) Financing, insurance, real estate and business services					
金融、保險、地產及商用服務業 Financing, insurance, real estate and business services	1 - 9	50 573	68 444	51 640	120 084
	10 - 19	3 665	25 805	22 783	48 588
	20 - 49	2 051	31 669	28 426	60 095
	50 - 99	501	20 083	15 171	35 254
	100 - 199	248	20 224	14 296	34 520
	200 - 499	160	27 031	19 472	46 503
	500 - 999	61	25 821	18 339	44 160
	≥ 1000	46	54 061	37 269	91 330
	總計 Total	57 305	273 138	207 396	480 534

表 9 (續) 按行業類別及機構規模劃分的機構單位數目及就業人數 (公務員除外)
 Table 9 (Cont'd.) Number of establishments and persons engaged (other than those in the Civil Service) analysed by industry sector and size of establishment

行業類別 Industry sector	機構規模 (按就業人數分類) Size of establishment (in terms of number of persons engaged)		二零零六年九月 September 2006		總計 Total
	機構單位數目 Establishments	就業人數 Persons engaged			
		男 Male	女 Female		
社區、社會及個人服務業 (1) Community, social and personal services	1 - 9	30 343	36 740	49 013	85 753
	10 - 19	3 018	10 362	29 927	40 289
	20 - 49	1 814	15 197	40 093	55 290
	50 - 99	1 005	25 710	48 824	74 534
	100 - 199	166	7 912	13 689	21 601
	200 - 499	58	6 538	9 544	16 082
	500 - 999	21	5 761	8 456	14 217
	≥ 1000	31	58 801	88 663	147 464
總計 Total	36 456	167 021	288 209	455 230	
所有上列行業類別 (1) All above industry sectors	1 - 9	264 487	385 121	345 604	730 725
	10 - 19	22 363	139 536	155 774	295 310
	20 - 49	11 794	164 364	184 523	348 887
	50 - 99	3 507	114 004	133 360	247 364
	100 - 199	1 161	80 114	77 431	157 545
	200 - 499	547	91 294	68 850	160 144
	500 - 999	159	64 912	46 432	111 344
	≥ 1000	110	179 561	150 899	330 460
總計 Total	304 128	1 218 906	1 162 873	2 381 779	

註釋：(1) 數字只限有關統計調查所包括的行業而言，詳情請參閱第十五頁的「註釋」。

Note: Figures relate only to those industries covered. Please refer to the "Notes" on page 15 for details.

表 10 按行業類別及主要職業組別劃分的職位空缺數目（公務員除外）
 Table 10 Number of vacancies (other than those in the Civil Service)
 analysed by industry sector and major occupation group

行業類別 Industry sector	主要職業組別 Major occupation group								
	經理及行政人員 Managers and administrators		專業人員 Professionals		輔助專業人員 Associate professionals		文員 Clerks		
	2006 六月 Jun	2006 九月 Sep	2006 六月 Jun	2006 九月 Sep	2006 六月 Jun	2006 九月 Sep	2006 六月 Jun	2006 九月 Sep	
採礦及採石業 Mining and quarrying	0	0	0	0	0	0	0	0	0
製造業 Manufacturing	10	49	98	124	471	615	228	135	
電力及燃氣業 Electricity and gas	0	0	2	4	2	0	0	10	
建築地盤（只包括地盤工人） Construction sites (manual workers only)	-	-	-	-	-	-	-	-	
批發、零售、進口與出口貿易、飲食及 酒店業 Wholesale, retail and import and export trades, restaurants and hotels ⁽¹⁾	319	299	457	497	4 774	4 009	2 587	2 734	
運輸、倉庫及通訊業 ⁽¹⁾ Transport, storage and communications	61	93	282	178	911	677	901	589	
金融、保險、地產及商用服務業 ⁽¹⁾ Financing, insurance, real estate and business services	262	337	1 647	1 633	6 104	6 181	2 116	2 315	
社區、社會及個人服務業 ⁽¹⁾ Community, social and personal services	128	193	1 219	1 099	2 370	2 206	1 189	1 642	
所有上列行業類別 ⁽¹⁾ All above industry sectors	780	971	3 705	3 535	14 632	13 688	7 021	7 425	

註釋：(1) 數字只限有關統計調查所包括的行業而言，詳情請參閱第十五頁的「註釋」。

Note: Figures relate only to those industries covered. Please refer to the "Notes" on page 15 for details.

表 10 (續) 按行業類別及主要職業組別劃分的職位空缺數目 (公務員除外)
Table 10 (Cont'd.) Number of vacancies (other than those in the Civil Service)
analysed by industry sector and major occupation group

服務工作及商店銷售人員 Service workers and shop sales workers		主要職業組別 Major occupation group						總計 Total	
		工藝及有關人員 Craft and related workers		機台及機器操作員及裝配員 Plant and machine operators and assemblers		非技術人員 Elementary occupations			
2006 六月 Jun	2006 九月 Sep	2006 六月 Jun	2006 九月 Sep	2006 六月 Jun	2006 九月 Sep	2006 六月 Jun	2006 九月 Sep	2006 六月 Jun	2006 九月 Sep
0	0	0	0	0	0	0	0	0	0
67	106	448	302	455	262	213	317	1 990	1 910
0	6	0	0	0	0	1	0	5	20
-	-	7	3	0	2	2	5	9	10
6 240	7 217	187	336	287	191	1 264	1 876	16 115	17 159
392	442	62	59	95	171	314	301	3 018	2 510
393	630	53	142	4	66	1 686	1 471	12 265	12 775
1 812	2 651	229	204	29	27	1 136	1 217	8 112	9 239
8 904	11 052	986	1 046	870	719	4 616	5 187	41 514	43 623

表 11 選定行業類別內經季節性調整及未經調整的就業人數（公務員除外）的按季變動百分率
Table 11 Quarterly percentage change of the seasonally adjusted and seasonally unadjusted statistics of persons engaged (other than those in the Civil Service) in selected industry sectors

選定行業類別 Selected industry sector		按季變動百分率 Quarter-to-quarter percentage change				
		2005	2005	2006	2006	2006
		九月 Sep	十二月 Dec	三月 Mar	六月 Jun	九月 Sep
所有行業類別 All industry sectors covered ⁽¹⁾	經季節性調整 Seasonally adjusted	+0.1	+0.8	+0.7	+0.3	+0.5
	未經季節性調整 Seasonally unadjusted	+0.1	+0.8	+0.4	+0.6	+0.5
製造業 Manufacturing	經季節性調整 Seasonally adjusted	+1.9	+0.6	-2.2	-0.8	-1.3
	未經季節性調整 Seasonally unadjusted	+2.7	+0.6	-3.5	-0.3	-0.5
建築地盤 (只包括地盤工人) Construction sites (manual workers only)	經季節性調整 Seasonally adjusted	-3.7	-2.4	-4.8	-2.3	+3.3
	未經季節性調整 Seasonally unadjusted	-5.3	-4.2	+0.8	-4.8	+1.9
批發、零售、進口與出口貿易、 飲食及酒店業 ⁽¹⁾ Wholesale, retail and import and export trades, restaurants and hotels	經季節性調整 Seasonally adjusted	+0.1	+0.8	+0.4	+0.5	+0.1
	未經季節性調整 Seasonally unadjusted	+0.3	+0.2	+0.5	+0.8	+0.2
金融、保險、地產及商用服務業 ⁽¹⁾ Financing, insurance, real estate and business services	經季節性調整 Seasonally adjusted	-0.1	+1.6	+1.7	+0.9	+1.3
	未經季節性調整 Seasonally unadjusted	-0.4	+2.0	+0.8	+1.6	+1.0

註釋： 經季節性調整的數列會因應最新數據的趨勢而作定時調整。

Notes: The seasonally adjusted data series is subject to routine revision when more up-to-date figures become available.

(1) 數字只限有關統計調查所包括的行業而言，詳情請參閱第十五頁的「註釋」。

Figures relate only to those industries covered. Please refer to the "Notes" on page 15 for details.

表 12 選定行業類別內經季節性調整及未經調整的職位空缺數目（公務員除外）的按季變動百分率
Table 12 Quarterly percentage change of the seasonally adjusted and seasonally unadjusted statistics of vacancies (other than those in the Civil Service) in selected industry sectors

選定行業類別 Selected industry sector		按季變動百分率 Quarter-to-quarter percentage change				
		2005 九月 Sep	2005 十二月 Dec	2006 三月 Mar	2006 六月 Jun	2006 九月 Sep
所有行業類別 All industry sectors covered	(1) 經季節性調整 Seasonally adjusted	+13.8	+0.1	+3.1	-6.4	+3.1
	未經季節性調整 Seasonally unadjusted	+14.8	-16.2	+24.7	-8.8	+5.1
製造業 Manufacturing	經季節性調整 Seasonally adjusted	+17.2	+33.6	-37.4	+9.2	+5.2
	未經季節性調整 Seasonally unadjusted	+5.8	+9.4	-11.6	+3.7	-4.0
批發、零售、進口與出口貿易、 飲食及酒店業 Wholesale, retail and import and export trades, restaurants and hotels	(1) 經季節性調整 Seasonally adjusted	+15.2	+3.6	+0.6	-11.1	+1.4
	未經季節性調整 Seasonally unadjusted	+18.3	-13.7	+23.8	-16.8	+6.5
運輸、倉庫及通訊業 Transport, storage and communications	(1) 經季節性調整 Seasonally adjusted	+33.8	-2.5	-6.1	+2.6	-23.4
	未經季節性調整 Seasonally unadjusted	+43.2	-32.7	+20.6	+7.7	-16.8
金融、保險、地產及商用服務業 Financing, insurance, real estate and business services	(1) 經季節性調整 Seasonally adjusted	+10.4	-6.8	+14.4	-6.0	+5.6
	未經季節性調整 Seasonally unadjusted	+6.9	-18.7	+39.5	-9.6	+4.2

註釋： 經季節性調整的數列會因應最新數據的趨勢而作定時調整。

Notes: The seasonally adjusted data series is subject to routine revision when more up-to-date figures become available.

(1) 數字只限有關統計調查所包括的行業而言，詳情請參閱第十五頁的「註釋」。

Figures relate only to those industries covered. Please refer to the "Notes" on page 15 for details.

圖 1 選定行業類別的就業人數
Chart 1 Employment in selected industry sectors

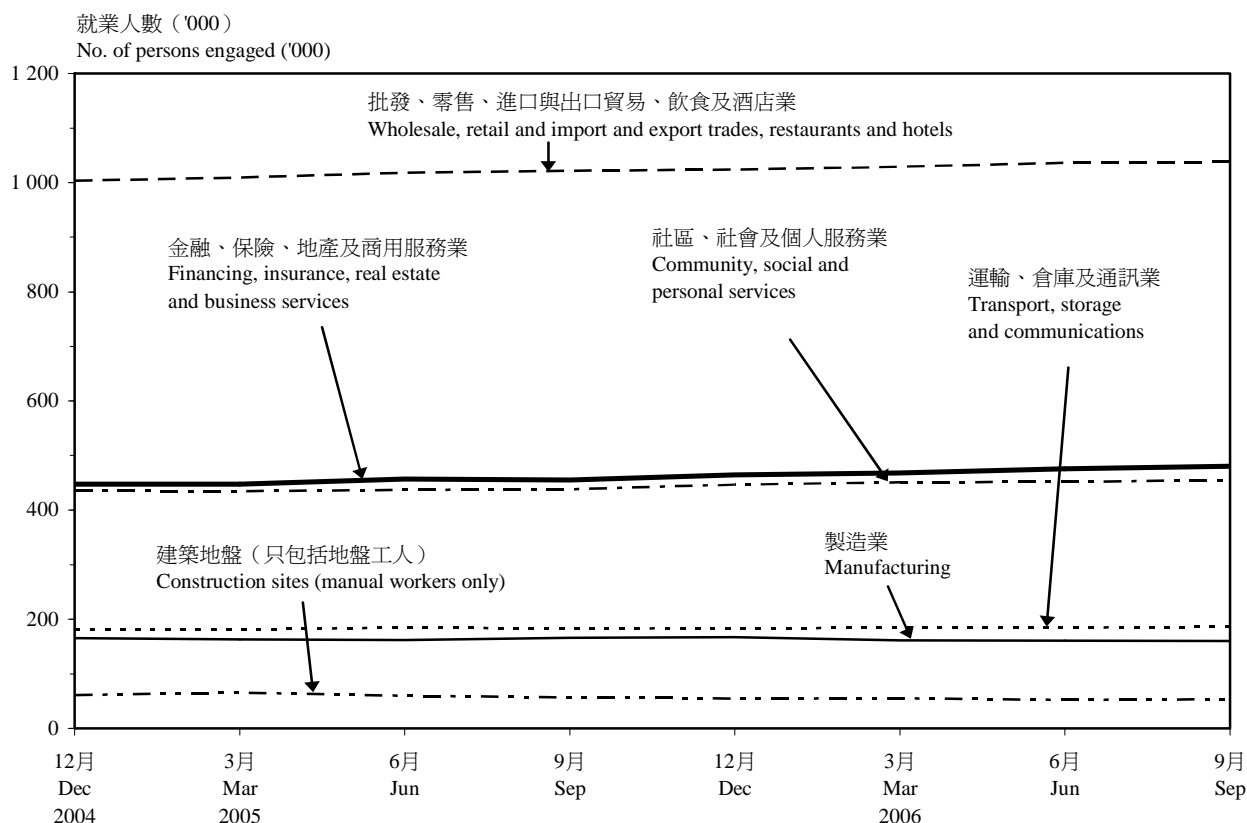


圖 2 選定行業類別的職位空缺數目
Chart 2 Number of vacancies in selected industry sectors

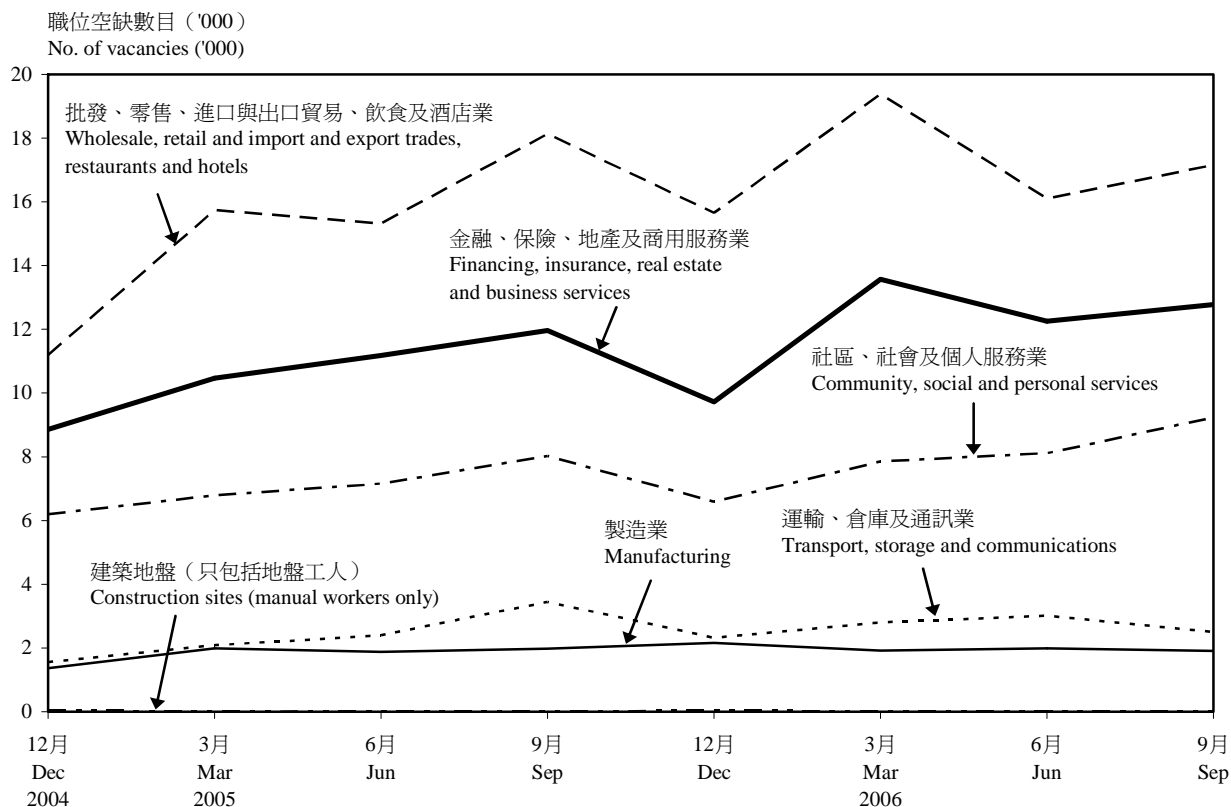


圖 3 製造業的就業人數
Chart 3 Employment in manufacturing sector

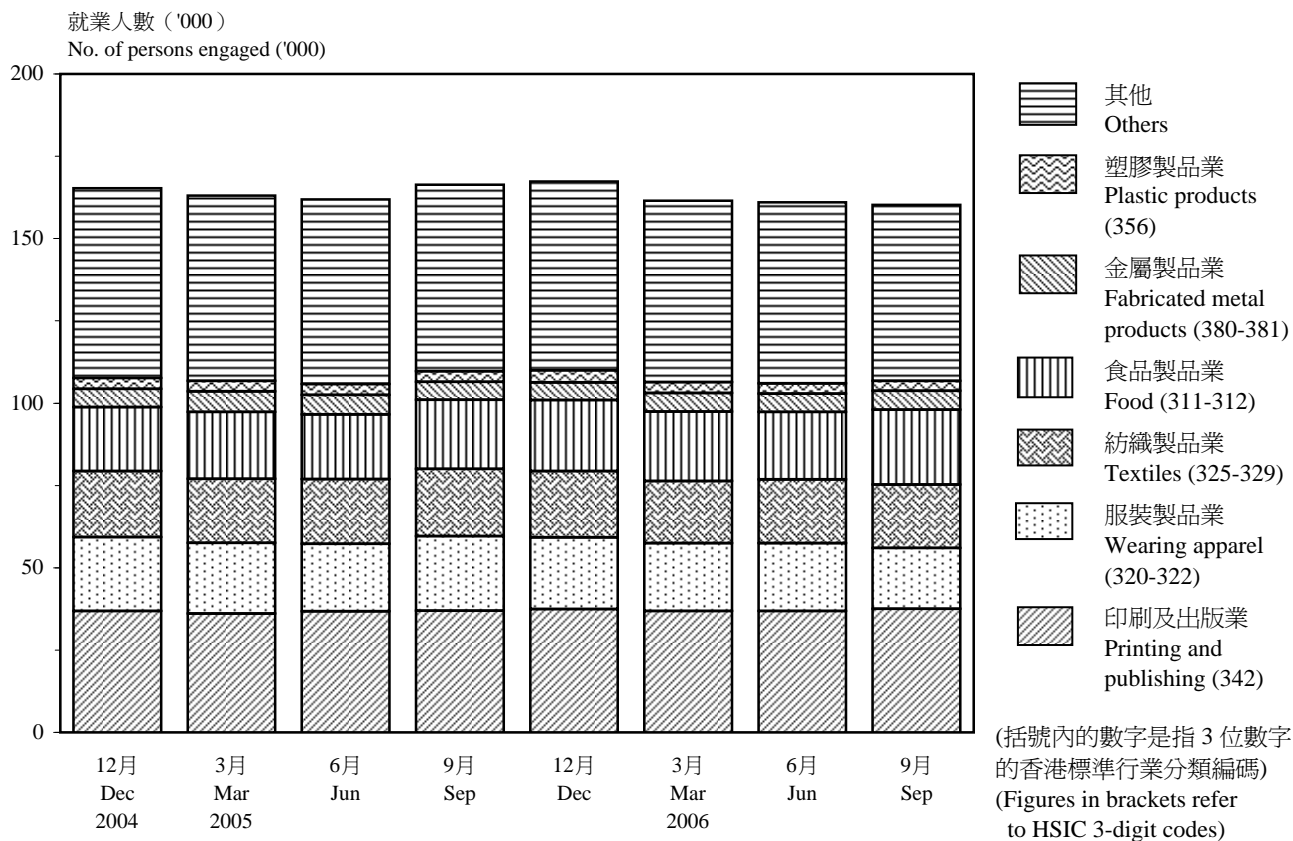


圖 4 建築地盤的工人人數
Chart 4 Number of manual workers engaged at construction sites

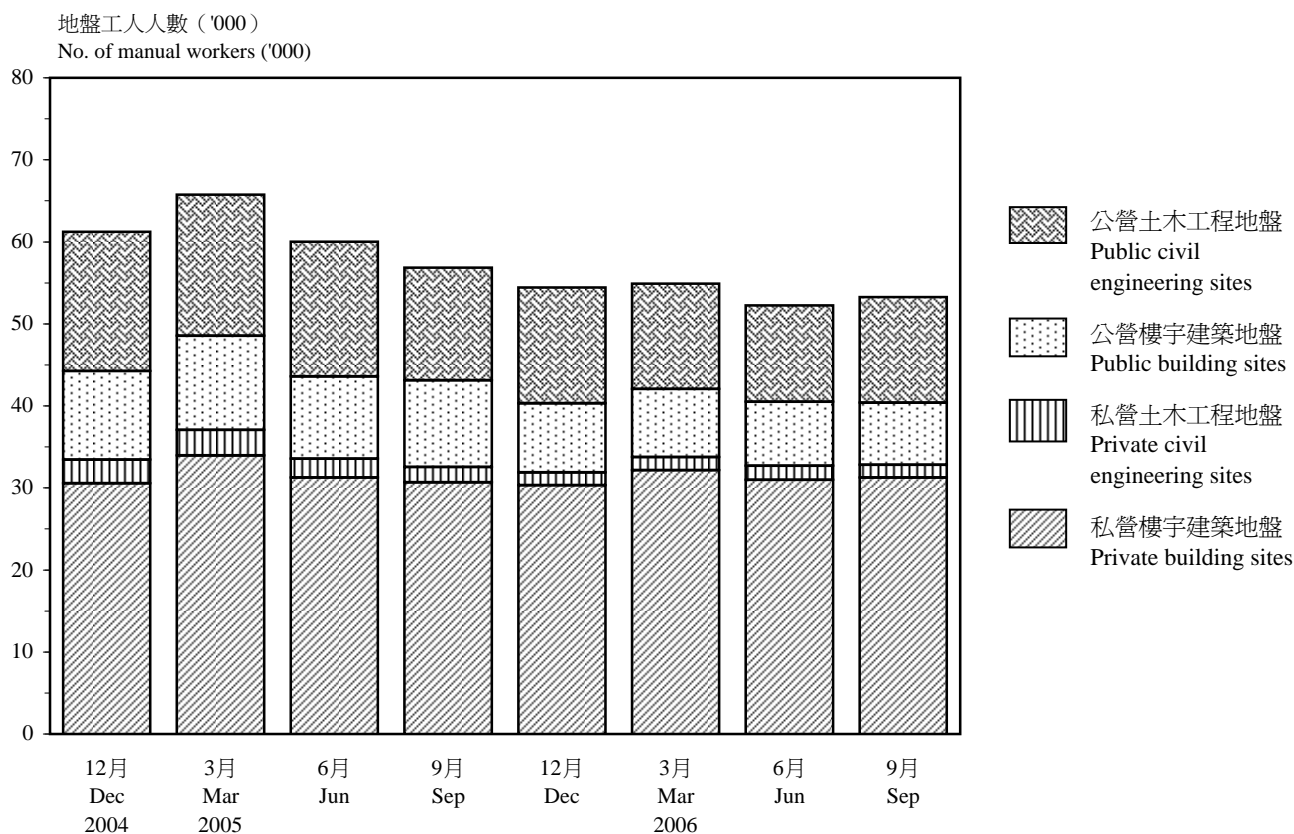


圖 5 批發、零售、進口與出口貿易、飲食及酒店業的就業人數
 Chart 5 Employment in wholesale, retail and import and export trades, restaurants and hotels sector

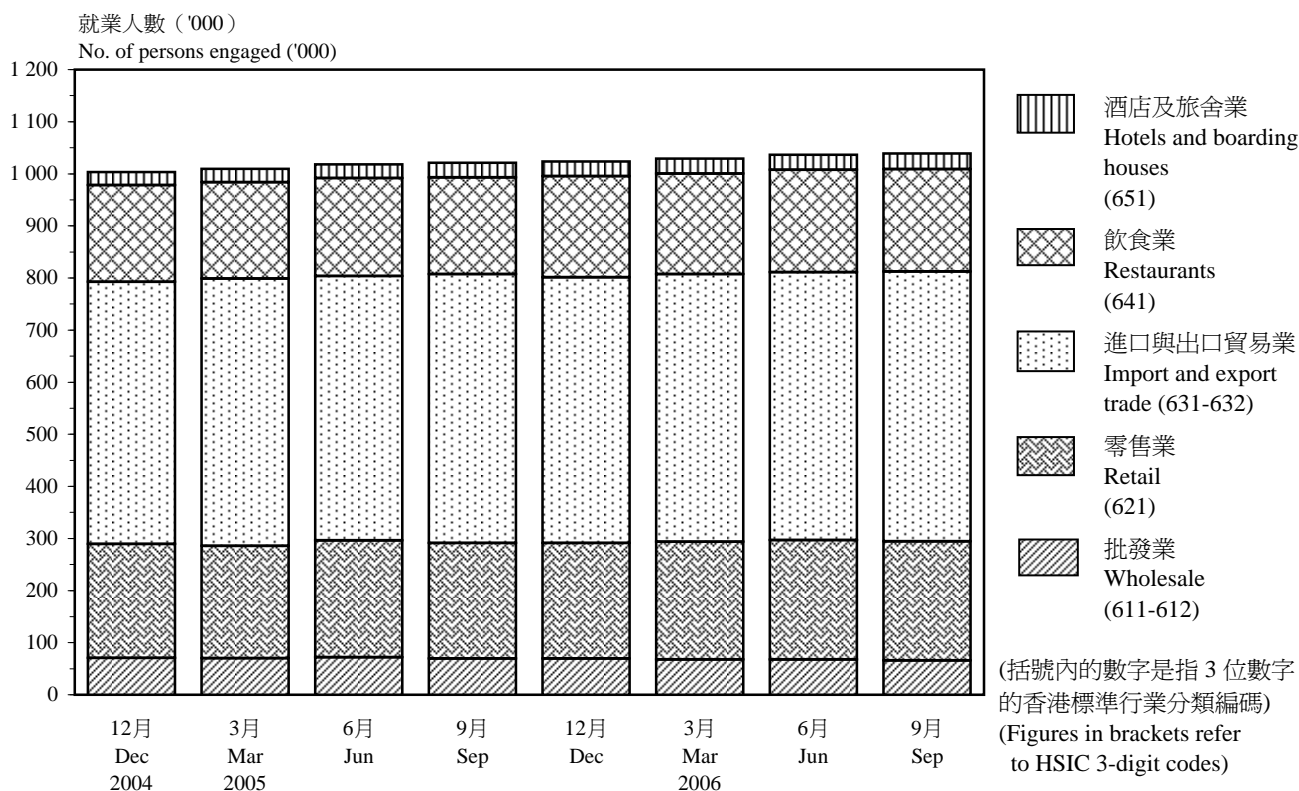


圖 6 金融、保險、地產及商用服務業的就業人數
 Chart 6 Employment in financing, insurance, real estate and business services sector

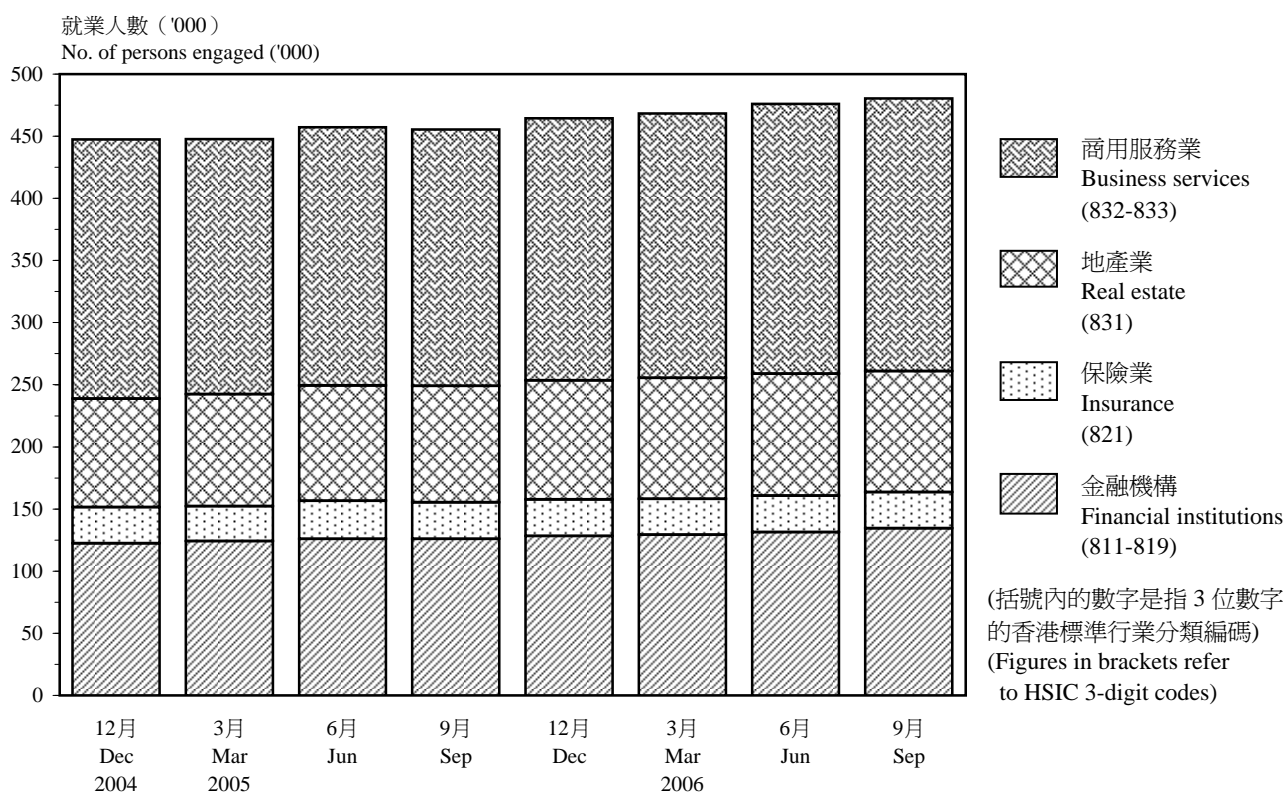


圖 7 經季節性調整的就業人數數列（公務員除外）
 Chart 7 Seasonally adjusted series of persons engaged (other than those in the Civil Service)

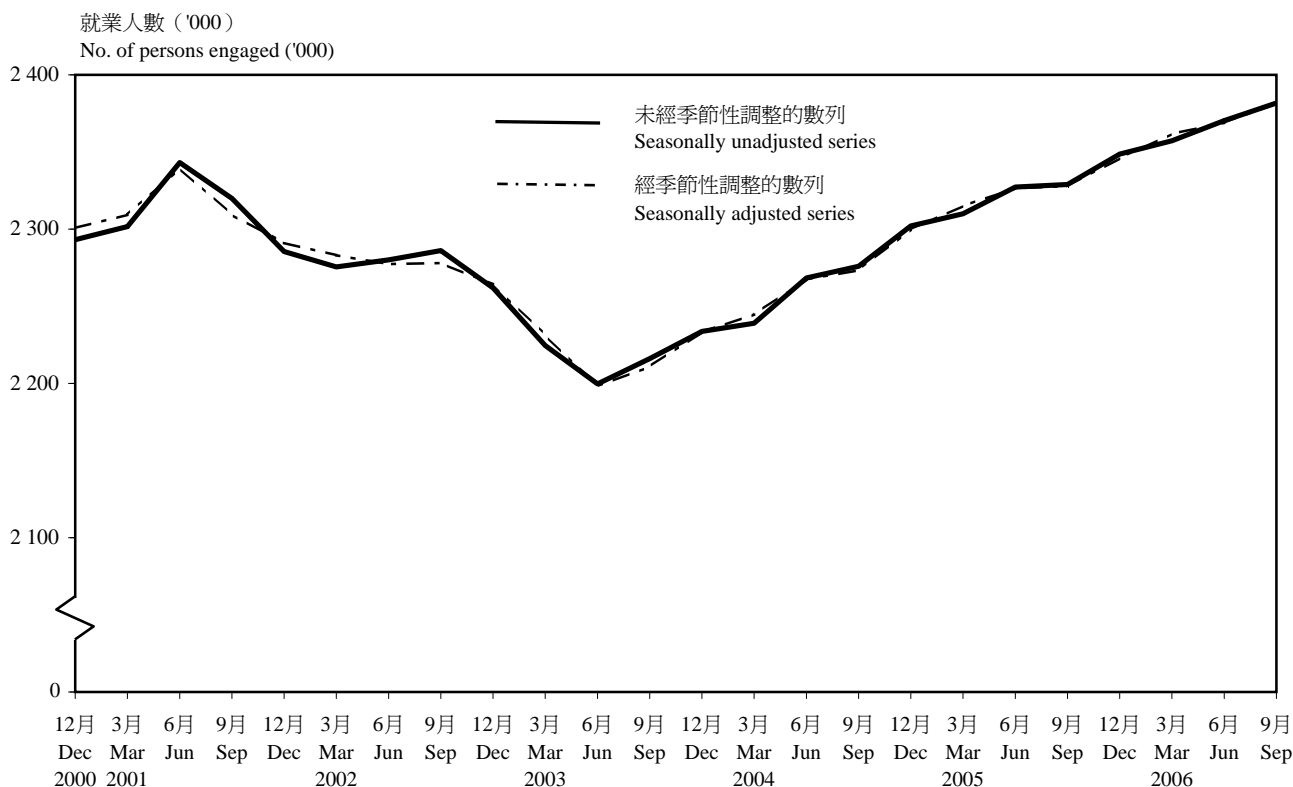
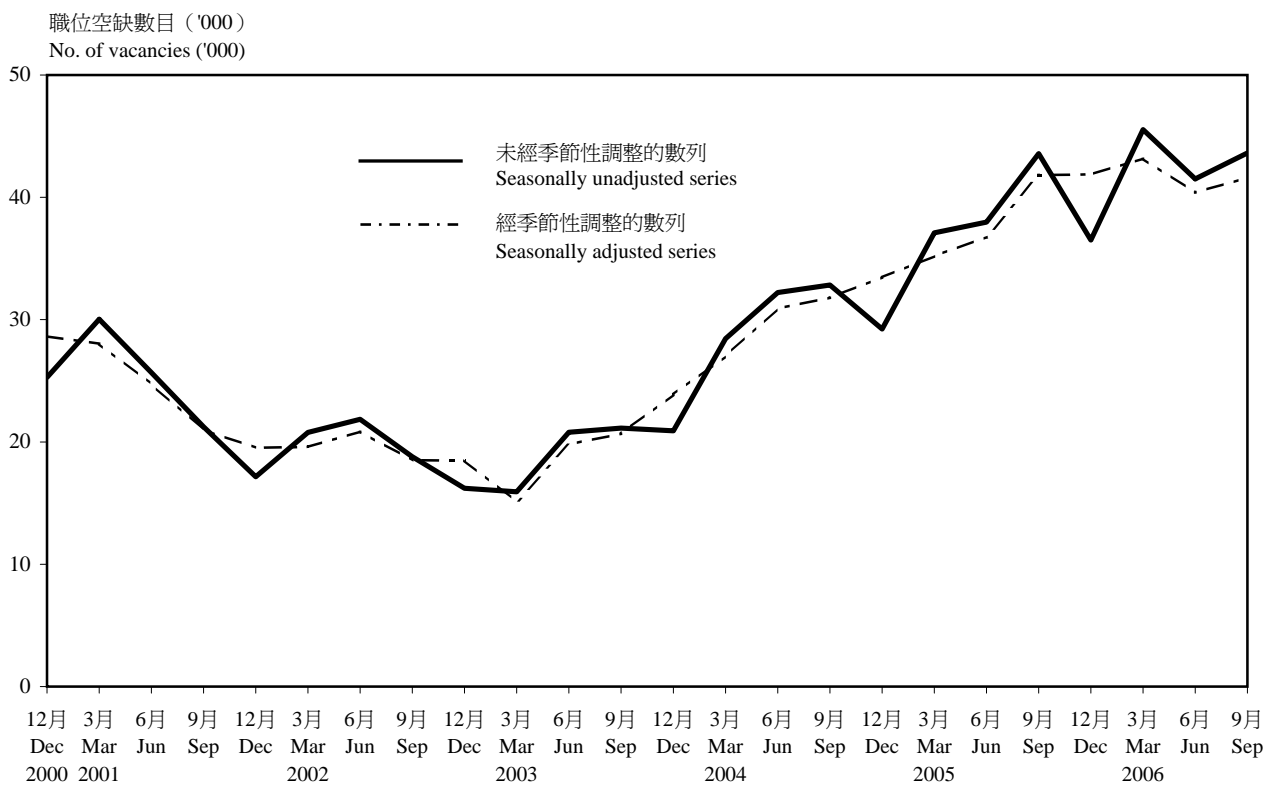


圖 8 經季節性調整的職位空缺數目數列（公務員除外）
 Chart 8 Seasonally adjusted series of vacancies (other than those in the Civil Service)



IV. 統計方法

資料來源

4.1 本報告所發表公營及私營機構就業人數及職位空缺數目的統計數字，與及有關職位空缺所屬職業的資料，主要是經由「僱傭及職位空缺按季統計調查」搜集的資料而編製。與此同時，亦就不同類別對象分別進行兩項統計調查，以搜集更多有關就業及空缺的資料。其中包括一項「建築地盤就業人數按季統計調查」及另一項關於公務員人數及有關職位空缺的行政報表。

4.2 「建築地盤就業人數按季統計調查」包括：

- (i) 所有在屋宇署註冊的私營地盤；
- (ii) 建築署、土木工程拓展署、渠務署、機電工程署、路政署、水務署、環境保護署及房屋署轄下的所有公營地盤；及
- (iii) 機場管理局、九廣鐵路公司及香港地下鐵路有限公司轄下的所有地盤。

4.3 然而，新界小型屋宇建造工程及現有建築物的小規模改建、修葺、保養和室內裝修等工程則不包括在內。保養或修葺的定期合約亦不包括在內。

抽樣設計

4.4 「僱傭及職位空缺按季統計調查」的抽樣框是以政府統計處備存詳盡的機構名冊為基礎，並主要根據稅務局商業登記署的資料編製及更新。抽樣框先以行業組別分層，然後在每個行業組別分層內，再以就業人數分層。每個分層所抽取的樣本數目是按所需的精確程度而決定。同時，新近開業的機構單位的補充資料亦包括在內。

IV. Statistical Methodology

Data Source

4.1 Statistics on the number of persons engaged and number of vacancies in both the public and private sectors, as well as information on broad levels of occupation of job vacancies in the private sector, as published in this report are compiled from data collected mainly through the SEV. Besides, two sector-specific enquiries are also conducted to augment the relevant employment and vacancies statistics. They are the Site Survey and the administrative return on the number of civil servants and civil service vacancies.

4.2 The Site Survey covers:

- (i) all private sector sites registered with the Buildings Department;
- (ii) all public sector sites under the charge of the Architectural Services Department, Civil Engineering and Development Department, Drainage Services Department, Electrical and Mechanical Services Department, Highways Department, Water Supplies Department, Environmental Protection Department and Housing Department; and
- (iii) sites under the control of the Airport Authority (AA), the Kowloon-Canton Railway Corporation (KCRC) and the Mass Transit Railway Corporation Limited (MTRCL).

4.3 However, construction projects for small houses in the New Territories, and minor alterations, repairs, maintenance and interior decoration of existing buildings are not included. Term maintenance contracts or term contracts for maintenance work or repair are also excluded.

Sample Design

4.4 The sampling frame for the SEV is based on a comprehensive register maintained by C&SD and updated primarily with reference to records of the Business Registration Office of the Inland Revenue Department. The sampling frame is stratified by industry group and, within each industry group, by employment size. The sample size for each stratum is determined according to a desired level of precision. Supplementary information to cover newly opened establishments is included.

4.5 在二零零五年十二月或之前，「僱傭及職位空缺按季統計調查」將其涵蓋範圍內的所有機構單位分成四個經濟組別：服務業；批發、零售、飲食及酒店業；工業；以及進口與出口貿易業。每季的「僱傭及職位空缺按季統計調查」樣本包括其中一個組別的「加大」樣本及其他三個組別的「標準」樣本。標準樣本的規模足以提供準確的統計數字在本報告發表。在另一方面，加大樣本可用以編製比較詳細的統計數字以便在《就業及空缺統計（詳細統計表）》系列內發表。將不同經濟組別的「加大」樣本分隔於不同季度進行統計調查的安排如下：

4.5 For December 2005 or before, all establishments in the SEV were grouped under four economic blocks, viz. service sectors; wholesale & retail trades, restaurants & hotels; industrial sectors; and import and export trade. The SEV sample in each quarter consisted of an “enhanced” scale sample for one of the four blocks and a “normal” scale sample for each of the other three blocks. While the normal scale sample could provide sufficiently precise statistics for publication in this report, detailed statistics derived from the enhanced scale sample were compiled for publication in the *Employment and Vacancies Statistics (Detailed Tables)* series. The arrangement to stagger the enumeration of the “enhanced” samples for different economic blocks in different quarters is shown in the following table:

「僱傭及職位空缺按季統計調查」內劃分的經濟組別 Economic blocks classified in SEV	行業類別 Industry sector (HSIC)	季 Quarter of the year			
		1	2	3	4
服務業 Service sectors	第七、八及九類別 7, 8, 9	加大樣本 <i>Enhanced sample</i>	標準樣本 Normal sample	標準樣本 Normal sample	標準樣本 Normal sample
批發、零售、飲食及酒店業 Wholesale and retail trades, restaurants and hotels	第六類別（部分） 6 (partial)	標準樣本 Normal sample	加大樣本 <i>Enhanced sample</i>	標準樣本 Normal sample	標準樣本 Normal sample
工業 Industrial sectors	第二、三及四類別 2, 3, 4	標準樣本 Normal sample	標準樣本 Normal sample	加大樣本 <i>Enhanced sample</i>	標準樣本 Normal sample
進口與出口貿易業 Import and export trade	第六類別（部分） 6 (partial)	標準樣本 Normal sample	標準樣本 Normal sample	標準樣本 Normal sample	加大樣本 <i>Enhanced sample</i>

4.6 從二零零六年三月開始，不再設有「加大」樣本，故不會提供詳細的統計數字。然而，「僱傭及職位空缺按季統計調查」的抽樣設計已作出修訂，以便繼續提供較重要行業的詳細就業及職位空缺的統計數字。

4.6 Starting from March 2006, there will not be “enhanced” samples and hence the relevant detailed statistics are no longer available. Nevertheless, the SEV sample design has been revised so that employment and vacancies statistics are continued to be made available at detailed levels for the more important industries.

4.7 「建築地盤就業人數按季統計調查」及關於公務員人數及有關職位空缺的行政報表分別包括所有建築地盤及政府部門。

4.7 Construction sites and government departments are covered in full by the Site Survey and the administrative return on the number of civil servants and civil service vacancies respectively.

統計調查方法及回應率

4.8 對於有關公務員的行政報表，公務員人數及有關職位空缺數目都是根據個別政府部門的定期報表而編製。

4.9 至於「僱傭及職位空缺按季統計調查」，統計資料主要經由郵寄問卷搜集。在每一統計週期開始時，本處會發問卷給被選中的機構單位，請他們於指定日期內填妥問卷，然後以郵寄、傳真或電郵方法寄回本處，又或使用音頻電話，輸入有關資料。對於在指定日期後沒有回覆的機構單位，則會採用電話訪問及外勤訪問搜集所需資料。

4.10 在二零零六年九月的統計期，成功訪問的機構單位約28 000間，回應率為93%。

4.11 第4.2(ii)段內地盤的有關數據是經由負責留駐該等地盤的工程師，監工或計劃工程師向有關承建商搜集。地盤工程師及監工在將這些資料交予政府統計處前，均會參考地盤內實際工程進度和已僱用工人數，從而查證有關數據。

4.12 其他地盤的有關數據則由政府統計處外勤職員搜集。在統計期內，外勤職員以電話訪問或面談方式訪問每一個建築地盤，並直接與主要承建商或分判承建商聘用的地盤總管搜集所需資料。

4.13 為確保所搜集資料的素質，所有完成的問卷都要經過不同階段的檢定程序。有問題的個案將會由外勤職員覆核。另外亦採用一連串措施，以盡量減少錯誤。

Survey Method and Response Rate

4.8 For the administrative return covering the Civil Service sector, statistics on the number of civil servants and civil service vacancies are compiled based on regular returns submitted by individual government departments.

4.9 For the SEV, data are collected mainly by means of postal enquiry. At the start of a survey cycle, questionnaires are sent to the selected establishments. Respondents are requested to complete and return the forms by mail, fax or e-mail, or enter the required information through a touch tone telephone before a specified date. Telephone interviews and field visits will be made to collect data from outstanding establishments after the specified date of return.

4.10 For the September 2006 round of SEV, some 28 000 establishments were successfully enumerated. The response rate was 93%.

4.11 Data for the sites given in the paragraph 4.2(ii) were collected through the responsible resident engineers, clerks of works or project engineer of those sites, who obtained the information from the contractors concerned. Before the data were forwarded to C&SD for processing, they were validated by the relevant resident engineers and clerks of works having regard to the actual work progress and the number of workers already employed for these sites.

4.12 Data for the other sites were collected by field officers of C&SD. During the survey, field officers collect the required data from each construction site through telephone interview or personal visit. They had direct interviews with site agents of the main contractor or sub-contractors to solicit the required information.

4.13 To safeguard the quality of the collected data, completed returns/questionnaires are put through various editing stages and the doubtful cases are verified by field officers. Various measures are adopted to minimise errors as far as practicable.

行業資料更新

4.14 在每季進行「僱傭及職位空缺按季統計調查」時，亦同時進行有關行業資料更新的工作。這工作主要搜集有關機構單位最新的商業活動資料。所有搜集的資料均用以更新政府統計處備存的機構名冊，以確保該名冊能提供一個較新及較準確的抽樣框作抽樣用途。

估計的可靠性

4.15 「僱傭及職位空缺按季統計調查」的結果受抽樣誤差和非抽樣誤差的影響。本報告書所載的估計是根據一個特定樣本所得的資料編製。以同樣的抽樣方式，可抽選出許多大小相同的可能樣本，而是項統計調查的樣本為眾多樣本的其中之一。由於每次抽選的樣本都會略有不同，因此不同樣本得出的估計亦互有差異。「抽樣誤差」正是計算這些差異的統計量數，可用以量度從一個特定樣本所得的估計，在估算總體數據方面的精確程度。

4.16 由於本報告書所載的大部分估計有抽樣誤差，「零」值的估計，可能是一個小數值的數字，而並非是零。

Industry Updating

4.14 Concurrent with the SEV, a regular industry updating exercise is undertaken in order to collect up-to-date information on business activities of relevant establishments. Findings from the exercise are fed back to the register maintained by C&SD to ensure the up-to-dateness and accuracy of the sampling frame.

Reliability of the Estimates

4.15 Results of the SEV are subject to sampling error and non-sampling error. The estimates contained in this report were based on information obtained from a particular sample, which was one of a large number of possible samples of the same size that could be selected using the same sample design. By chance, estimates derived from different samples would differ from each other. The 'sampling error' is a measure of these variations and is thus a measure of the precision with which an estimate derived from a particular sample would approximate the population parameter to be measured.

4.16 It should be noted that since most estimates contained in this report are subject to sampling error, a zero figure may mean a non-zero figure of a small magnitude.

V. 其他參考資料

5.1 政府統計處就業統計組每季均編製兩本有關就業人數及職位空缺統計數字的報告。其中一本報告刊載經由「僱傭及職位空缺按季統計調查」、「建築地盤就業人數按季統計調查」及關於公務員人數及有關職位空缺的行政報表所得各行業類別簡要就業人數及職位空缺的統計資料。另一本報告，即《建築地盤就業及空缺按季統計報告》，則載列建築地盤內的詳細就業人數及職位空缺的統計資料。

5.2 除了上述各報告所發表的統計數字，政府統計處就業統計組還有其他統計調查結果而編製的較詳細統計表供公眾參閱。以下是部分這些詳細統計表的例子：

- (i) 按區議會分區及 1 位數字的行業類別劃分的機構單位數目、就業人數及職位空缺數目（公務員除外）。
- (ii) 按 3 位數字的主要行業組別及 1 位數字的主要職業組別劃分的職位空缺數目（公務員除外）。

5.3 下表簡要說明與本報告統計數字有關的一系列刊物及其資料來源：

刊物名稱 Title of publication

出版頻次 Frequency

資料來源 Data sources

《就業及空缺按季統計報告》
Quarterly Report of Employment and Vacancies Statistics

季刊
Quarterly

「僱傭及職位空缺按季統計調查」、
「建築地盤就業人數按季統計調查」、
關於公務員人數及有關職位空缺的行政報表
SEV, Site Survey, administrative return on the number of civil servants and civil service vacancies

《建築地盤就業及空缺按季統計報告》
Quarterly Report of Employment and Vacancies at Construction Sites

季刊
Quarterly

「建築地盤就業人數按季統計調查」
Site Survey

V. Further References

5.1 In each quarter, employment and vacancies statistics are published in two reports compiled by the Employment Statistics Section of C&SD. Apart from this report which contains summary employment and vacancies statistics for all industry sectors covered by the SEV, Site Survey, and the administrative return on the number of civil servants and civil service vacancies, another report, viz. the *Quarterly Report of Employment and Vacancies at Construction Sites* gives more detailed employment and vacancies statistics specifically for the construction sites.

5.2 Apart from statistics published in the above-mentioned reports, more detailed tabulations derived are also available in the Employment Statistics Section of C&SD for public reference. These detailed tabulations include, for example :

- (i) Number of establishments, persons engaged and vacancies (other than those in the Civil Service) analysed by District Council district by 1-digit industry sector.
- (ii) Number of vacancies (other than those in the Civil Service) analysed by 3-digit major industry group by 1-digit major occupation group.

5.3 The following table summarises the list of relevant publications and the data sources in respect of the statistics contained therein :

5.4 其他有關就業及空缺統計數字的查詢，請聯絡政府統計處就業統計組。

地址：中國香港灣仔港灣道十二號
灣仔政府大樓二十樓

電話：(852) 2582 5076

圖文傳真：(852) 2827 2296

電郵：employment@censtatd.gov.hk

5.4 Further enquiries relating to employment and vacancies statistics can be directed to the Employment Statistics Section of C&SD.

Address : 20/F Wanchai Tower, 12 Harbour Road,
Wan Chai, Hong Kong, China.

Tel. : (852) 2582 5076

Fax : (852) 2827 2296

E-mail : employment@censtatd.gov.hk

不同零售商類別的涵蓋範圍
Coverage of different types of retail outlets

零售商類別 Type of retail outlet	香港標準行業分類編碼 HSIC code
食品、酒類飲品及煙草（超級市場除外） Food, alcoholic drinks and tobacco (other than supermarkets) <p>新鮮及急凍魚類及禽畜肉類 Fish, livestock and poultry, fresh or frozen</p> <p>新鮮蔬果 Fruits and vegetables, fresh</p> <p>麵包、糕餅、糖果及餅乾 Bread, pastry, confectionery and biscuits</p> <p>其他食品 Other foodstuffs</p> <p>酒類飲品及煙草 Alcoholic drinks and tobacco</p>	<p>621105</p> <p>621106</p> <p>621101-2</p> <p>621103-4, 621107-8, 621111-4, 621116-8, 621199</p> <p>621201-2</p>
超級市場 Supermarkets	621115
燃料 Fuels	6213
衣物、鞋類及有關製品 Clothing, footwear and allied products <p>服裝 Wearing apparel</p> <p>鞋類、有關製品及其他衣物配件 Footwear, allied products and other clothing accessories</p>	<p>621404</p> <p>621401-3, 621405-6, 621499</p>
耐用消費品 Consumer durable goods <p>汽車及汽車零件 Motor vehicles and parts</p> <p>電器及攝影器材 Electrical goods and photographic equipment</p> <p>傢具及固定裝置 Furniture and fixtures</p> <p>其他未分類耐用消費品 Other consumer durable goods, not elsewhere classified</p>	<p>621600</p> <p>621701, 621722-3</p> <p>621703</p> <p>621705, 621707-8, 621721, 621724-5, 621799</p>
百貨公司 Department stores	621511
珠寶首飾、鐘錶及名貴禮物 Jewellery, watches and clocks, and valuable gifts	621522, 621537, 621544
其他消費品 Other consumer goods <p>書報、文具及禮品 Books, newspapers, stationery and gifts</p> <p>中藥 Chinese drugs and herbs</p> <p>眼鏡店 Optical shops</p> <p>藥物及化粧品 Medicines and cosmetics</p> <p>其他未分類消費品 Other consumer goods, not elsewhere classified</p>	<p>621504, 621517</p> <p>621507</p> <p>621524</p> <p>621542</p> <p>621501-3, 621505-6, 621508, 621512-6, 621518, 621521, 621523, 621525-8, 621531-6, 621538, 621541, 621543, 621599</p>

獲取政府統計處刊物及其他統計產品的方法 Means of Obtaining Publications and Other Statistical Products of the Census and Statistics Department

網站

用戶可以在「香港統計數據書店」網站 (www.statisticalbookstore.gov.hk) 免費下載政府統計處的刊物和統計表。

政府統計處刊物的印刷版於統計處的香港統計數據書店 (www.statisticalbookstore.gov.hk) 和政府新聞處的政府書店 (www.isd.gov.hk/chi/bookorder.htm) 網站有售。在網上購買印刷版的統計刊物，可享有原價八五折優惠。統計處的唯一讀光碟產品也於香港統計數據書店網站有售。

郵購服務

本處大部分的刊物均附有郵購表格，供訂購或按期訂閱刊物的印刷版。請填妥郵購表格，連同所需費用和郵費的支票或匯票寄回辦理。郵購表格亦可在政府統計處網站下載 (www.censtatd.gov.hk/products_and_services/other_services/provision_of_stat/mail_ordering_of_publications/index_tc.jsp)。

銷售中心

市民可親臨政府統計處刊物出版組購買刊物的印刷版和唯一讀光碟產品，並即時提取。刊物出版組的地址是：

香港灣仔港灣道十二號
灣仔政府大樓十九樓

電話：(852) 2582 3025
圖文傳真：(852) 2827 1708

該組設有一個閱讀區，讓使用者翻閱架上陳列的各類統計處出版的刊物。閱讀區也備有統計處編製的宣傳/教育單張和小冊子，歡迎索閱。

Website

Users can download publications and statistical tables of the Census and Statistics Department free of charge at the “Statistical Bookstore, Hong Kong” (www.statisticalbookstore.gov.hk).

Print versions of publications of the Census and Statistics Department are available for sale online at the Statistical Bookstore of the Department (www.statisticalbookstore.gov.hk) and the Government Bookstore of the Information Services Department (www.isd.gov.hk/eng/bookorder.htm). Print versions if purchased online are offered a discount, at 85% of their original prices. The Statistical Bookstore also offers for sale CD-ROM products of the Department.

Mail Order Service

A mail order form for ordering or subscribing to print versions of publications is available in most of the Department's publications. Completed form should be sent back together with a cheque or bank draft covering all necessary cost and postage. The order form is also available for downloading from the website of the Department (www.censtatd.gov.hk/products_and_services/other_services/provision_of_stat/mail_ordering_of_publications/index.jsp).

Sales Centre

Print versions of publications and CD-ROM products are available for purchase and collection on the spot at the Publications Unit of the Census and Statistics Department at the following address :

19/F Wanchai Tower
12 Harbour Road, Wan Chai, Hong Kong.

Tel. : (852) 2582 3025
Fax : (852) 2827 1708

The Unit also provides a reading area where users may browse through various publications of the Department on display. Publicity/educational leaflets and pamphlets of the Department are also available for collection.



訂閱表格 (只適用於印刷版) 二零零六年期刊
Subscription Form (Applicable to print versions only) 2006 Issues

致：香港灣仔港灣道十二號灣仔政府大樓二十樓
 政府統計處 就業統計組

To: Employment Statistics Section,
 Census and Statistics Department,
 20/F Wanchai Tower, 12 Harbour Road,
 Wan Chai, Hong Kong.
 電話 Tel.: (852) 2582 5076
 圖文傳真 Fax: (852) 2827 2296

	每本售價 (港元) Price per copy (HK\$) (1)	每本 本地 郵費 (港元) Local postage (HK\$) (2) & (3)	每本 合計 (港元) Total price (HK\$) (a)	請註明 刊期 (月份) Please indicate month		合計所需 的期數 Total no. of issue(s) required (b)	總計 (港元) Total amount (HK\$) (a) x (b)
				由 From	至 To		
就業及空缺按季統計報告 Quarterly Report of Employment and Vacancies Statistics (J510106 B0 - J51010604B0)	32.0	4.5	36.5	/2006	12/2006		
建築地盤就業及空缺按季統計報告 Quarterly Report of Employment and Vacancies at Construction Sites (J650006 B0 - J65000604B0)	26.0	4.0	30.0	/2006	12/2006		
合計 TOTAL							

本人現付上支票 (編號: _____) 港幣 _____ 元, 購買上述刊物。(註: 支票應予劃線, 並註明支付「香港特別行政區政府」。)

I enclose a cheque (No. _____) of HK\$ _____ for the payment of the above order. (Note: Cheque should be crossed and made payable to "The Government of the Hong Kong Special Administrative Region" or "The Government of the HKSAR".)

訂戶資料 Subscriber's Information

姓名 Name: _____ 地址 Address: _____

職銜 Title of post: _____

部門 Department: _____

機構名稱 Name of organisation: _____ 電話 Tel.: _____ 圖文傳真 Fax: _____

日期 Date: _____

請在適當空格 (□) 內加上 (√) 號。Please tick (√) the appropriate box (□).

機構主要業務類別 Major line of business of organisation:

- | | |
|---|--|
| <input type="checkbox"/> 製造業 Manufacturing | <input type="checkbox"/> 進口與出口貿易業 Import and export trade |
| <input type="checkbox"/> 建造業 Construction | <input type="checkbox"/> 零售貿易業 Retail trade |
| <input type="checkbox"/> 商用服務業 Business services | <input type="checkbox"/> 金融、保險及地產業 Financing, insurance and real estate |
| <input type="checkbox"/> 教育機構 Educational institution | <input type="checkbox"/> 社區、社會及個人服務業 Community, social and personal services |
| <input type="checkbox"/> 其他, 請註明 Others, please specify _____ | |

讀者類別 (可選多項) Readership (more than one choice allowed):

- | | |
|---|---|
| <input type="checkbox"/> 經理 Manager | <input type="checkbox"/> 教師、大專院校講師 Teaching staff / lecturer |
| <input type="checkbox"/> 市場、推廣部人員 Marketing / promotional personnel | <input type="checkbox"/> 學生 Student |
| <input type="checkbox"/> 分析員、研究員 Analyst / researcher | <input type="checkbox"/> 其他, 請註明 Others, please specify _____ |

訂戶類別 Type of subscriber:

- 機構 Organisation 私人 Individual

你是否願意收到本處其他刊物的推廣資料? Do you want to receive promotional materials of other publications of this department?

- 是 Yes 否 No

註: (1) 此為印刷版的售價。在政府統計處的香港統計數據書店網站 (www.statisticalbookstore.gov.hk) 或政府新聞處的政府書店網站 (www.isd.gov.hk/chi/bookorder.htm) 購買印刷版, 可享有原價八五折優惠。

These refer to the price of the print version of publications. Print versions if purchased online at the Statistical Bookstore of the Census and Statistics Department (www.statisticalbookstore.gov.hk) or the Government Bookstore of the Information Services Department (www.isd.gov.hk/eng/bookorder.htm) are offered a discount, at 85% of their original prices.

(2) 外地的訂戶暫時無須付上支票, 所需郵費將於收到訂購表格後另行通知。

For mailings to addresses outside Hong Kong, please do not send in a cheque now. The required postage will be advised upon receipt of order.

(3) 訂閱超過一本相同名稱及期號的刊物, 請向政府新聞處查詢所需的本地郵費 (電話: (852) 2842 8844 或 (852) 2842 8845, 圖文傳真: (852) 2598 7482)。

For subscription to multiple copies per issue with the same title, please consult the Information Services Department about the required local postage. (Tel.: (852) 2842 8844 or (852) 2842 8845, Fax: (852) 2598 7482).

你在表格上提供的資料, 只會用作辦理書刊訂購事宜, 不會向任何和訂購無關的人士透露。如欲查看或更改所填報的資料, 請與政府統計處的資料管理人員聯絡。地址: 香港灣仔港灣道十二號灣仔政府大樓二十一樓。

The information provided herein will only be used for processing your order of publications and will not be disclosed to parties which are not involved in the subscription of these publications. You may seek access to or correction of the information by addressing your request to the Data Controlling Officer, Census and Statistics Department, 21/F Wanchai Tower, 12 Harbour Road, Wan Chai, Hong Kong.



郵購表格 (只適用於印刷版)
Mail Order Form (Applicable to print versions only)

致：香港灣仔港灣道十二號灣仔政府大樓二十樓
政府統計處 就業統計組
To: Employment Statistics Section,
Census and Statistics Department,
20/F Wanchai Tower, 12 Harbour Road,
Wan Chai, Hong Kong.
電話 Tel.: (852) 2582 5076
圖文傳真 Fax: (852) 2827 2296

	每本售價 (港元) Price per copy (HK\$) (1)	每本 本地郵費 (港元) Local postage (HK\$) (2) & (3)	每本 合計 (港元) Total (HK\$) (a)	數目 No. of copies (b)	總計 (港元) Total amount (HK\$) (a) x (b)
就業及空缺統計 (詳細統計表) Employment and Vacancies Statistics (Detailed Tables)					
二零零五年甲系列 (服務業) 2005 Series A (Service Sectors) (J5102050AB0)	64.0	16.4	80.4		
二零零五年乙系列 (批發、零售、飲食及酒店業) 2005 Series B (Wholesale & Retail Trades, Restaurants & Hotels) (J5103050BB0)	52.0	4.4	56.4		
二零零五年丙系列 (工業) 2005 Series C (Industrial Sectors) (J5102050CB0)	92.0	16.4	108.4		
二零零五年丁系列 (進出口貿易業) 2005 Series D (Import/Export Trade) (J5102050DB0)	45.0	4.0	49.0		
合計 TOTAL					

本人現付上支票 (編號: _____) 港幣 _____ 元, 購買上述刊物。(註: 支票應予劃線, 並註明支付「香港特別行政區政府」。)

I enclose a cheque (No. _____) of HK\$ _____ for the payment of the above order. (Note: Cheque should be crossed and made payable to "The Government of the Hong Kong Special Administrative Region" or "The Government of the HKSAR".)

訂戶資料 Purchaser's Information

姓名 Name: _____

地址 Address: _____

職銜 Title of post: _____

部門 Department: _____

機構名稱 Name of organisation: _____

電話 Tel.: _____ 圖文傳真 Fax: _____

日期 Date: _____

請在適當空格 (□) 內加上 (√) 號。Please tick (√) the appropriate box (□).

機構主要業務類別 Major line of business of organisation:

- | | |
|---|--|
| <input type="checkbox"/> 製造業 Manufacturing | <input type="checkbox"/> 進口與出口貿易業 Import and export trade |
| <input type="checkbox"/> 建造業 Construction | <input type="checkbox"/> 零售貿易業 Retail trade |
| <input type="checkbox"/> 商用服務業 Business services | <input type="checkbox"/> 金融、保險及地產業 Financing, insurance and real estate |
| <input type="checkbox"/> 教育機構 Educational institution | <input type="checkbox"/> 社區、社會及個人服務業 Community, social and personal services |
| <input type="checkbox"/> 其他, 請註明 Others, please specify _____ | |

讀者類別 (可選多項) Readership (more than one choice allowed):

- | | |
|---|---|
| <input type="checkbox"/> 經理 Manager | <input type="checkbox"/> 教師、大專院校講師 Teaching staff / lecturer |
| <input type="checkbox"/> 市場、推廣部人員 Marketing / promotional personnel | <input type="checkbox"/> 學生 Student |
| <input type="checkbox"/> 分析員、研究員 Analyst / researcher | <input type="checkbox"/> 其他, 請註明 Others, please specify _____ |

訂戶類別 Type of purchaser:

- 機構 Organisation 私人 Individual

你是否願意收到本處其他刊物的推廣資料? Do you want to receive promotional materials of other publications of this department?

- 是 Yes 否 No

註: (1) 此為印刷版的售價。在政府統計處的香港統計數據書店網站 (www.statisticalbookstore.gov.hk) 或政府新聞處的政府書店網站 (www.isd.gov.hk/chi/bookorder.htm) 購買印刷版, 可享有原價八五折優惠。

These refer to the price of the print version of publications. Print versions if purchased online at the Statistical Bookstore of the Census and Statistics Department (www.statisticalbookstore.gov.hk) or the Government Bookstore of the Information Services Department (www.isd.gov.hk/eng/bookorder.htm) are offered a discount, at 85% of their original prices.

(2) 外地的訂戶暫時無須付上支票, 所需郵費將於收到訂購表格後另行通知。

For mailings to addresses outside Hong Kong, please do not send in a cheque now. The required postage will be advised upon receipt of order.

(3) 訂購超過一本相同名稱的年刊, 請向政府新聞處查詢所需的本地郵費 (電話: (852) 2842 8844 或 (852) 2842 8845, 圖文傳真: (852) 2598 7482)。
For an order of multiple copies of an annual publication with the same title, please consult the Information Services Department about the required local postage. (Tel.: (852) 2842 8844 or (852) 2842 8845, Fax: (852) 2598 7482).

你在表格上提供的資料, 只會用作辦理書刊訂購事宜, 不會向任何和訂購無關的人士透露。如欲查看或更改所填報的資料, 請與政府統計處的資料管理人員聯絡。地址: 香港灣仔港灣道十二號灣仔政府大樓二十一樓。

The information provided herein will only be used for processing your order of publications and will not be disclosed to parties which are not involved in the processing. You may seek access to or correction of the information by addressing your request to the Data Controlling Officer, Census and Statistics Department, 21/F Wanchai Tower, 12 Harbour Road, Wan Chai, Hong Kong.