

# 綜合住戶統計調查 按季統計報告 Quarterly Report on General Household Survey

2021年10月至12月  
October to December 2021



香港特別行政區 政府統計處  
Census and Statistics Department  
Hong Kong Special Administrative Region



綜合住戶統計調查  
按季統計報告  
**Quarterly Report on  
General Household Survey**

**2021年10月至12月  
October to December 2021**

有關本刊物的查詢，請聯絡：  
政府統計處 住戶統計分析組  
地址：香港北角英皇道250號北角城中心5樓  
電話：(852) 2887 5508 圖文傳真：(852) 2508 1501  
電郵：[ghs@censtatd.gov.hk](mailto:ghs@censtatd.gov.hk)

Enquiries about this publication can be directed to：  
**Household Statistics Analysis Section  
Census and Statistics Department**  
Address：5/F, Fortress Tower, 250 King's Road, North Point, Hong Kong.  
Tel.：(852) 2887 5508 Fax：(852) 2508 1501  
E-mail：[ghs@censtatd.gov.hk](mailto:ghs@censtatd.gov.hk)

政府統計處網站 Website of the Census and Statistics Department  
[www.censtatd.gov.hk](http://www.censtatd.gov.hk)

2022年3月出版  
Published in March 2022

| 第 1 部 統計調查結果                      | PART I SURVEY FINDINGS  |    |
|-----------------------------------|---|----|
| 1. 引言                             | 1. Introduction   | 1  |
| 2. 勞動人口架構                         | 2. Labour Force Framework   | 2  |
| 3. 特別註釋                           | 3. Special Notes  | 5  |
| 4. 統計數字摘要                         | 4. Summary Statistics   | 6  |
| 5. 統計調查主要結果                       | 5. Main Findings of the Survey  | 10 |
| 6. 統計表                            | 6. Statistical Tables   |    |
| <br>                              |   |    |
| 表 1 勞動人口                          | Table 1 Labour force  |    |
| (1) 按年齡及性別劃分                      | (1) by age and sex  | 18 |
| (1A) 按年齡及性別劃分<br>(不包括外籍家庭傭工)      | (1A) by age and sex<br>(excluding foreign domestic helpers)                             | 19 |
| (2) 按婚姻狀況、年齡及性別劃分                 | (2) by marital status, age and sex  | 20 |
| (2A) 按婚姻狀況、年齡及性別劃分<br>(不包括外籍家庭傭工) | (2A) by marital status, age and sex<br>(excluding foreign domestic helpers)             | 21 |
| (3) 按教育程度、年齡及性別劃分                 | (3) by educational attainment, age and sex  | 22 |
| (3A) 按教育程度、年齡及性別劃分<br>(不包括外籍家庭傭工) | (3A) by educational attainment, age and sex<br>(excluding foreign domestic helpers)     | 25 |
| <br>                              |   |    |
| 表 2 失業人數                          | Table 2 Unemployed persons  |    |
| (1) 按年齡及性別劃分                      | (1) by age and sex  | 28 |
| (2) 按教育程度及性別劃分                    | (2) by educational attainment and sex   | 29 |
| (3) 按持續失業時間、年齡<br>及性別劃分           | (3) by duration of unemployment, age<br>and sex   | 30 |
| <br>                              |   |    |
| 表 3 曾工作失業人數                       | Table 3 Unemployed persons with a previous job  |    |
| (1) 按以前從事的詳細行業劃分                  | (1) by detailed previous industry   | 32 |
| (2) 按以前從事的行業、年齡及性別劃分              | (2) by previous industry, age and sex   | 35 |
| (3) 按以前從事的職業、年齡及性別劃分              | (3) by previous occupation, age and sex   | 38 |
| (4) 按以前從事的行業、離職方式<br>及性別劃分        | (4) by previous industry, mode of leaving last<br>job and sex                           | 41 |
| (5) 按以前從事的行業、持續失業時間<br>及性別劃分      | (5) by previous industry, duration of<br>unemployment and sex                           | 45 |
| <br>                              |   |    |
| 表 4 就業人數                          | Table 4 Employed persons  |    |
| (1) 按年齡及性別劃分                      | (1) by age and sex  | 49 |
| (1A) 按年齡及性別劃分<br>(不包括外籍家庭傭工)      | (1A) by age and sex<br>(excluding foreign domestic helpers)                             | 50 |
| (2) 按就業身分、年齡及性別劃分                 | (2) by employment status, age and sex   | 51 |
| (3) 按教育程度、年齡及性別劃分                 | (3) by educational attainment, age and sex  | 53 |
| (3A) 按教育程度、年齡及性別劃分<br>(不包括外籍家庭傭工) | (3A) by educational attainment, age and sex<br>(excluding foreign domestic helpers)     | 56 |
| (4) 按主要工作所屬詳細行業<br>及性別劃分          | (4) by detailed industry of main employment<br>and sex                                  | 59 |
| (5) 按主要工作所屬行業、<br>年齡及性別劃分         | (5) by industry of main employment,<br>age and sex                                      | 62 |
| (6) 按主要工作所屬職業、<br>年齡及性別劃分         | (6) by occupation of main employment, age<br>and sex                                    | 65 |
| (7) 按所有工作時數及性別劃分                  | (7) by hours of work of all employment and sex  | 69 |
| (7A) 按所有工作時數及性別劃分<br>(不包括外籍家庭傭工)  | (7A) by hours of work of all employment and sex<br>(excluding foreign domestic helpers) | 70 |

| 第 1 部 | 統計調查結果 (續)                                     | PART I  | SURVEY FINDINGS (Cont'd)  |     |
|-------|--|---------|---|-----|
| 表 4   | 就業人數 (續)                                       | Table 4 | Employed persons (Cont'd)   |     |
| (8)   | 按在統計前 7 天內工作少於 35 小時的原因及性別劃分 (工作少於 35 小時的就業人士) | (8)     | who worked less than 35 hours by reason for working less than 35 hours during the 7 days before enumeration and sex | 71  |
| (9)   | 按每月就業收入及性別劃分                                   | (9)     | by monthly employment earnings and sex  | 72  |
| (9A)  | 按每月就業收入及性別劃分 (不包括外籍家庭傭工)                       | (9A)    | by monthly employment earnings and sex (excluding foreign domestic helpers)   | 73  |
| 表 5   | 就業人士工作時數中位數                                    | Table 5 | Median hours of work of employed persons  |     |
| (1)   | 按主要工作所屬行業及性別劃分                                 | (1)     | by industry of main employment and sex  | 74  |
| (2)   | 按主要工作所屬職業及性別劃分                                 | (2)     | by occupation of main employment and sex  | 75  |
| 表 6   | 就業人士每月就業收入中位數                                  | Table 6 | Median monthly employment earnings of employed persons  |     |
| (1)   | 按年齡及性別劃分                                       | (1)     | by age and sex  | 76  |
| (1A)  | 按年齡及性別劃分 (不包括外籍家庭傭工)                           | (1A)    | by age and sex (excluding foreign domestic helpers)   | 77  |
| (2)   | 按主要工作所屬行業及性別劃分                                 | (2)     | by industry of main employment and sex  | 78  |
| (3)   | 按主要工作所屬職業及性別劃分                                 | (3)     | by occupation of main employment and sex  | 79  |
| 表 7   | 就業不足人數   | Table 7 | Underemployed persons   |     |
| (1)   | 按年齡及性別劃分                                       | (1)     | by age and sex  | 80  |
| (2)   | 按教育程度及性別劃分                                     | (2)     | by educational attainment and sex   | 81  |
| (3)   | 按主要工作所屬詳細行業劃分                                  | (3)     | by detailed industry of main employment   | 82  |
| (4)   | 按主要工作所屬行業、年齡及性別劃分                              | (4)     | by industry of main employment, age and sex   | 85  |
| (5)   | 按主要工作所屬職業、年齡及性別劃分                              | (5)     | by occupation of main employment, age and sex   | 87  |
| (6)   | 按所有工作時數及性別劃分                                   | (6)     | by hours of work of all employment and sex  | 89  |
| (7)   | 按每月就業收入及性別劃分                                   | (7)     | by monthly employment earnings and sex  | 90  |
| 表 8   | 15 歲及以上非從事經濟活動人數                               | Table 8 | Economically inactive persons aged 15 and over  |     |
| (1)   | 按年齡及性別劃分                                       | (1)     | by age and sex  | 91  |
| (2)   | 按婚姻狀況、年齡及性別劃分                                  | (2)     | by marital status, age and sex  | 92  |
| (3)   | 按教育程度、年齡及性別劃分                                  | (3)     | by educational attainment, age and sex  | 93  |
| (4)   | 按成為非從事經濟活動人士的原因及性別劃分                           | (4)     | by reason for being economically inactive and sex   | 96  |
| 表 9   | 家庭住戶數目   | Table 9 | Domestic households   |     |
| (1)   | 按住戶人數劃分  | (1)     | by household size   | 97  |
| (1A)  | 按住戶人數劃分 (不包括外籍家庭傭工)                            | (1A)    | by household size (excluding foreign domestic helpers)  | 98  |
| (2)   | 按房屋類型劃分  | (2)     | by type of housing  | 99  |
| (3)   | 按居所租住權劃分                                       | (3)     | by tenure of accommodation  | 99  |
| (4)   | 按住戶人數及每月入息劃分                                   | (4)     | by household size and monthly household income  | 100 |
| (4A)  | 按住戶人數及每月入息劃分 (不包括外籍家庭傭工)                       | (4A)    | by household size and monthly household income (excluding foreign domestic helpers)                                 | 104 |

---

|              |                |  |  |     |
|--------------|----------------|--|--|-----|
| <b>第 2 部</b> | <b>統計調查方法</b>  | <b>PART II</b>   | <b>SURVEY METHODOLOGY</b>                |     |
| 1.           | 統計調查的涵蓋範圍及樣本設計 | 1.   | Survey Coverage and Sample Design        | 108 |
| 2.           | 統計調查問卷         | 2.   | Survey Questionnaire                     | 110 |
| 3.           | 搜集資料方法         | 3.   | Data Collection Method                   | 111 |
| 4.           | 估算方法和季節性調整     | 4.   | Estimation and Seasonal Adjustment       | 112 |
| 5.           | 統計數字的發布和修訂     | 5.   | Dissemination and Revision of Statistics | 113 |
| 6.           | 訪問結果           | 6.   | Enumeration Experience                   | 114 |
| 7.           | 估計的可靠性         | 7.   | Reliability of the Estimates             | 114 |
| <br>         |                |  |  |     |
| <b>第 3 部</b> | <b>用語及定義</b>   | <b>PART III</b>  | <b>TERMS AND DEFINITIONS</b>             | 116 |
| <br>         |                |  |  |     |
| 獲取政府統計處刊物的方法 |                | <b>Means of Obtaining Publications of<br/>the Census and Statistics Department</b> |  | 125 |

# 第 1 部 統計調查結果

## PART I SURVEY FINDINGS

### 1. 引言

1.1 本報告載列政府統計處於2021年10月至12月（第4季）所進行的「綜合住戶統計調查」的結果。

1.2 「綜合住戶統計調查」是一項自1981年8月開始持續進行的抽樣統計調查，旨在搜集有關勞動人口、就業、失業及就業不足的資料。同時，亦有搜集一些有關人口和社會經濟特徵的資料。

1.3 有關勞動人口、就業、失業及就業不足的統計數字，均是按照國際勞工組織建議的概念架構編製。該組織所訂定有關定義及其他有關事宜的建議，都是經過不少經濟、社會及統計學家和統計工作者作出研究和深入討論而得出的結果，自有其一定的合理性。而採用國際認同的定義編製的統計數字，才可作國際間的比較。本報告內採用的勞動人口架構詳列於第2節內。

1.4 本報告第1部載列統計調查的結果，第2部概述統計調查的方法，第3部提供統計調查所採用的用語及定義。

### 1. Introduction

1.1 This report presents the findings of the General Household Survey conducted by the Census and Statistics Department during October to December (the fourth quarter, Q4) of 2021.

1.2 The General Household Survey is a continuous sample survey which has been conducted since August 1981. Its main objective is to collect information on the labour force, employment, unemployment and underemployment. In addition, information on the demographic and socio-economic characteristics of the population is also collected.

1.3 Statistics on the labour force, employment, unemployment and underemployment are compiled in accordance with the conceptual framework recommended by the International Labour Organization (ILO). The recommendations regarding definitions and other related issues have been based on research and in-depth discussions among many economists, sociologists, statisticians and statistical practitioners concerned, and are highly rational. Moreover, only statistics based on internationally accepted definitions are internationally comparable. Details of the labour force framework used in this report are given in Section 2.

1.4 **Part I** of this report gives the survey findings. **Part II** outlines the survey methodology. **Part III** provides the terms and definitions adopted for the survey.

## 2. 勞動人口架構

2.1 根據國際勞工組織建議的概念架構，人口中的個別人士可按其經濟活動身分劃分為從事經濟活動人口及非從事經濟活動人口兩大類。

### 勞動人口

2.2 從事經濟活動人口，亦稱勞動人口，可分為就業人口及失業人口。

### 就業人口

2.3 就業人口包括在統計前 7 天內有做工賺取薪酬或利潤或有一份正式工作的 15 歲及以上人士。

2.4 在就業人口內，部分為就業不足人士，可區分作進一步分析。

### 就業不足人口

2.5 就業不足人口包括在統計前 7 天內在非自願情況下工作少於 35 小時，而在統計前 30 天內有找尋更多工作，或即使沒有找尋更多工作，但在統計前 7 天內可擔任更多工作的就業人士。

### 失業人口（包括「因灰心而不求職的人士」）

2.6 失業人口包括所有符合下列條件的 15 歲及以上人士：

- (a) 在統計前 7 天內並無職位，且並無為賺取薪酬或利潤而工作；及
- (b) 在統計前 7 天內隨時可工作；及
- (c) 在統計前 30 天內有找尋工作。

不過，一名 15 歲或以上的人士，如果符合上述(a)和(b)的條件，但沒有在統計前 30 天內找尋工作的原因為相信沒有工作可做，仍會被界定為失業，即所謂「因灰心而不求職的人士」。

2.7 在失業人口內，部分為求職人士，可區分作進一步分析。

## 2. Labour Force Framework

2.1 In accordance with the conceptual framework recommended by the ILO, individuals in the population can be divided into two main groups according to their economic activity status, viz. the economically active population and the economically inactive population.

### Labour force

2.2 The economically active population, also known as the labour force, comprises the employed population and the unemployed population.

### Employed population

2.3 The employed population consists of those persons aged 15 and over who have been at work for pay or profit during the 7 days before enumeration or who have had formal job attachment.

2.4 Among the employed population, a group of underemployed persons can be differentiated for further analysis.

### Underemployed population

2.5 The underemployed population comprises those employed persons who have involuntarily worked less than 35 hours during the 7 days before enumeration and have sought additional work during the 30 days before enumeration, or have not sought additional work but have been available for additional work during the 7 days before enumeration.

### Unemployed population (including “discouraged worker”)

2.6 The unemployed population comprises all those persons aged 15 and over who fulfil the following conditions:

- (a) have not had a job and should not have performed any work for pay or profit during the 7 days before enumeration; **and**
- (b) have been available for work during the 7 days before enumeration; **and**
- (c) have sought work during the 30 days before enumeration.

However, if a person aged 15 or over fulfils the conditions (a) and (b) above but has not sought work during the 30 days before enumeration because he/she believes that work is not available, he/she is still classified as unemployed, being regarded as a so-called “discouraged worker”.

2.7 Among the unemployed population, a group of job-seekers can be differentiated for further analysis.

2.8 有一點要留意，「失業」所指的是一種狀態，而並非「失去工作」的事件（例如遭解僱或遣散，或因其他理由而離職）。故此，一些被解僱或因其他理由離職的人士，若在很短期間內已轉為從事另一份新工作，雖然他們在有關期間內曾經歷「失去工作」的事件，但根據定義，他們在統計時並不算在失業人口內。

2.9 有關「從事經濟活動人口」、「非從事經濟活動人口」、「就業人口」、「失業人口」及「就業不足人口」的概念和定義的詳細資料，請參閱第 3 部。

2.8 It should be noted that “unemployment” refers to a state of affairs, but not the events of “losing a job” like dismissal or lay-off or having left a job for other reasons. Thus, for persons who have been dismissed from their jobs or who have left their jobs for certain reasons, but have managed to take up another job within a short period of time, they should not be counted in the unemployed population by definition at the time of enumeration, even though they have experienced the event of “losing a job” during the period concerned.

2.9 For details on the concepts and definitions of “economically active population”, “economically inactive population”, “employed population”, “unemployed population” and “underemployed population”, please see Part III.

#### 人口中特殊組別的處理

- (1) 有一點要留意，在「綜合住戶統計調查」中，並沒有使用如「家庭主婦」和「退休人士」之類的通稱。進行統計調查時，所用的問卷採用了一連串嚴謹而客觀的問題，以搜集所需的數據，從而界定一名受訪人士是否失業人士。如果一名人士全日在家料理家務，他／她就不包括在勞動人口中（即「非從事經濟活動」），並不會被界定為「就業」或「失業」。另一方面，若一名已婚的女士，身分雖然屬於一般所稱的「家庭主婦」，但隨時可工作及正積極地找尋工作，按照定義，她會被界定為「失業人士」。
- (2) 在非從事經濟活動人士中，有些人士若「遇上」對其有利的工作條件時（例如酬金符合他們的期望、工作時間有足夠彈性或工作地點接近居所），才會考慮投入勞動人口。但是，他們個別的意願未必符合本地勞工市場的一般情況。根據國際標準，雖然他們有工作意欲，但仍應被界定為非從事經濟活動人士。

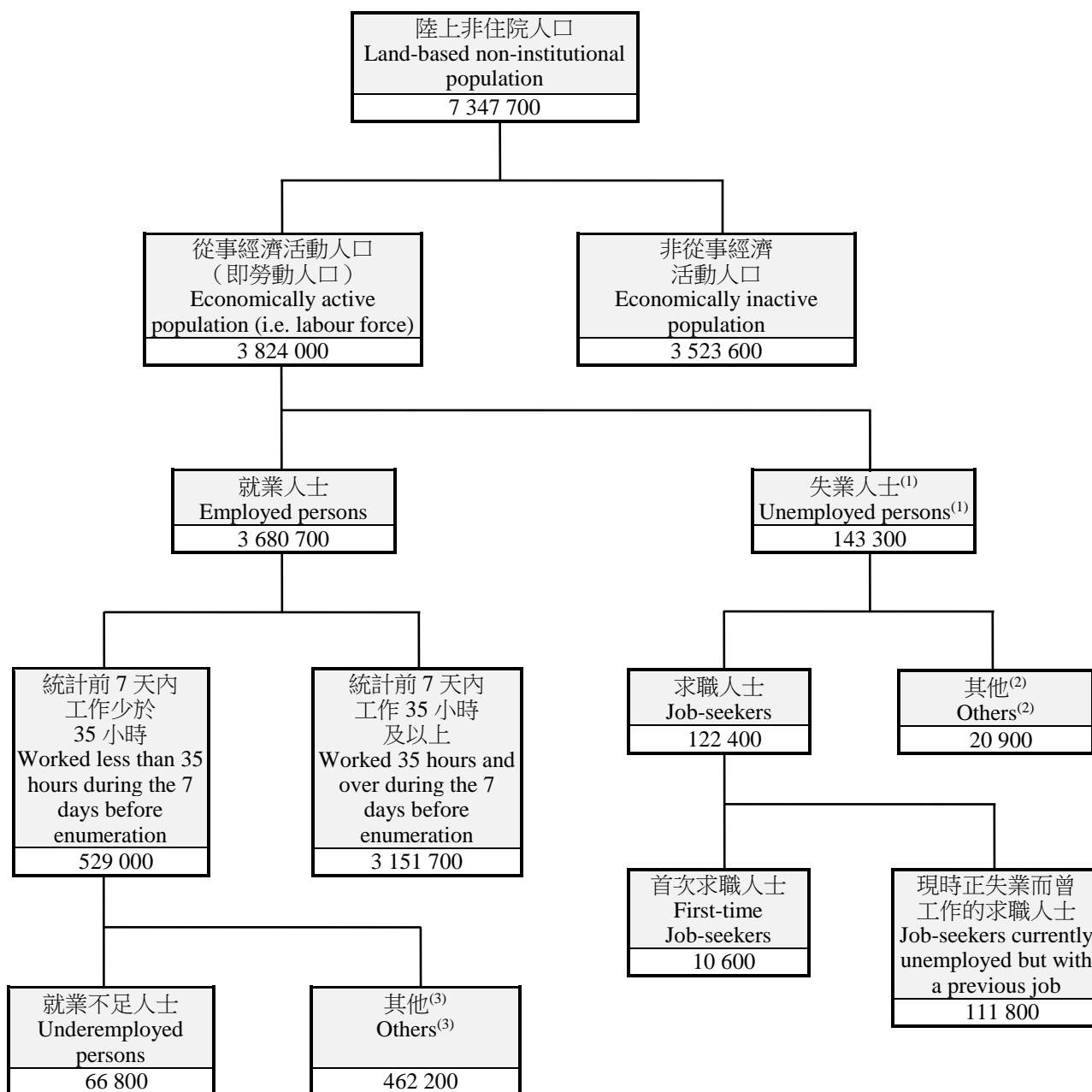
#### Treatment of special groups in the population

- (1) It should be noted that generic terms like “housewife” and “retired person” are not used in the General Household Survey. In conducting the survey, the questionnaire adopted contains a series of rigorous and objective questions in order to collect the required data for classifying whether a person being enquired is unemployed or not. If a person is engaged in household work on a full time basis at home, this person is outside the labour force (i.e. being “economically inactive”) and he/she will not be classified as “employed” or “unemployed”. On the other hand, if a married female regards herself as the so-called “housewife” but is available for work and is actively seeking work, she is classified as “unemployed” in accordance with the definition.
- (2) There are also cases that among the economically inactive persons, some might consider entering the labour force only if they “encounter” jobs with terms favourable to their own situations (e.g. remuneration meeting their own expectation, working hours with adequate flexibility or workplace near home). However, their specific wishes may not be commensurate with prevailing local conditions in the labour market. According to international standard, such persons should still be classified as economically inactive, despite the fact that they have some desire for work.



2.10 根據「綜合住戶統計調查」獲取的數據編製所得的2021年第4季勞動人口的分項數字，以圖解方式顯示如下：

2.10 The breakdown of labour force in Q4 2021, which is compiled based on the data obtained from the General Household Survey, is presented schematically as follows:



註釋： (1) 包括 129 800名曾工作的失業人士和 13 600名以前沒有工作的失業人士（後者包括首次求職人士及重新加入勞動人口而沒有其以前從事工作資料的失業人士）。

(2) 指在統計前 30 天內由於下列原因而沒有找尋工作的失業人士：(a)已為於稍後時間擔當的新工作或開展的業務作出安排；或(b)正期待返回原來的工作崗位；或(c)相信沒有工作可做（即「因灰心而不求職的人士」）。

(3) 指(i)在統計前 7 天內並非由於工作量不足、原料短缺、機械故障或不能找到全職工作而導致工作少於 35 小時的就業人士；或(ii)在統計前 7 天內未能擔任更多工作及在統計前 30 天內沒有找尋更多工作的在統計前 7 天內工作少於 35 小時的就業人士。

Notes: (1) Including 129 800 unemployed persons who had a previous job and 13 600 unemployed persons without a previous job (the latter including first-time job-seekers and re-entrants into the labour force who were unemployed as information on previous job of these persons is not available).

(2) Referring to those unemployed persons who had not sought work during the 30 days before enumeration because they (a) had made arrangements to take up a new job or to start business on a subsequent date; or (b) were expecting to return to their original jobs; or (c) believed that work was not available (i.e. “discouraged workers”).

(3) Referring to those employed persons who (i) had worked less than 35 hours during the 7 days before enumeration due to reasons other than slack work, material shortage, mechanical breakdown and inability to find a full-time job; or (ii) had worked less than 35 hours during the 7 days before enumeration but had not been available for additional work during the 7 days before enumeration and had not sought additional work during the 30 days before enumeration.

### 3. 特別註釋

#### 編製勞動人口主要統計數字的方法

(1) 勞動人口數目 = 就業人數 + 失業人數

(2) 勞動人口參與率 =  $\frac{\text{勞動人口數目}}{\text{15歲及以上陸上非住院人口數目}} \times 100\%$

(3) 失業率 =  $\frac{\text{失業人數}}{\text{勞動人口數目}} \times 100\%$

(4) 經季節性調整的失業率是指計算比率時已就其季節性變異作出調整。有關計算經季節性調整的失業率的技術性詳情，請參閱第2部的第4節。

(5) 就業不足率 =  $\frac{\text{就業不足人數}}{\text{勞動人口數目}} \times 100\%$

(6) 由於就業不足統計數字並沒有可辨認的季節性模式，故此就業不足率的數列不作季節性調整。

(7) 就業和失業人數的估計數字不作季節性調整，以確切反映在全港人口內的就業和失業人士的實際數目。

(8) 數字將在翌年的8月作出例行修訂。有關的詳情，請參閱第2部第5節。

#### 代號

「第1季」指1月至3月

「第2季」指4月至6月

「第3季」指7月至9月

「第4季」指10月至12月

‡ 由於抽樣誤差甚大，數目少於500的估計（包括數值為零的數字）或基於這些估計而編製的相關統計數字（如百分比、比率和中位數），在本報告的統計表內不予公布。

† 估計數字的離中系數超過20%，顯示有關估計的抽樣誤差較大，須謹慎闡釋。有關離中系數的技術性詳情，請參閱第2部第7節。

( ) 除另有說明外，圓括號內的數字是指佔該欄總數的百分比。

- 不適用

0.0 少於0.05%

#### 數字的捨入

由於四捨五入關係，統計表內個別項目的數字加起來可能與總數略有出入。

### 3. Special Notes

#### Compilation of key labour force statistics

(1) Size of labour force = Number of employed persons + Number of unemployed persons

(2) Labour force participation rate =  $\frac{\text{Size of labour force}}{\text{Size of land-based non-institutional population aged 15 and over}} \times 100\%$

(3) Unemployment rate =  $\frac{\text{Number of unemployed persons}}{\text{Size of labour force}} \times 100\%$

(4) Seasonally adjusted unemployment rate refers to the unemployment rate which has been adjusted for seasonal variations. Please refer to Section 4 of Part II for technical details.

(5) Underemployment rate =  $\frac{\text{Number of underemployed persons}}{\text{Size of labour force}} \times 100\%$

(6) Series of underemployment rate are not seasonally adjusted as there is no identifiable seasonality in the underemployment statistics.

(7) The estimated number of employed and unemployed persons are not seasonally adjusted so as to better correspond to the actual number of employed and unemployed persons that can be found in the population of Hong Kong.

(8) Figures are subject to routine revision in August of the following year. For details, please see Section 5 of Part II.

#### Symbols

Q1 - January to March

Q2 - April to June

Q3 - July to September

Q4 - October to December

‡ Estimates less than 500 (including zero figures) or related statistics derived based on such estimates (e.g. percentages, rates and median) are not released due to very large sampling errors.

† Estimates have coefficient of variation (CV) greater than 20% and should be interpreted with care due to relatively large sampling errors. For technical details regarding the CV, please see Section 7 of Part II.

( ) Unless stated otherwise, figures in round brackets refer to the percentages of the respective column totals.

- Not applicable

0.0 Less than 0.05%

#### Rounding of figures

There may be a slight discrepancy between the sum of individual items and the total as shown in the tables owing to rounding.

#### 4A. 統計數字摘要 Summary Statistics

|   | 2020<br>第4季<br>Q4 | 2021<br>第3季<br>Q3 | 2021<br>第4季<br>Q4 |
|---|-------------------|-------------------|-------------------|
| <b>勞動人口</b>   |                   |                   |                   |
| <b>The labour force</b>                                   |                   |                   |                   |
| 勞動人口 ('000)   | 3 874.4           | 3 838.6           | <b>3 824.0</b>    |
| Labour force ('000)                                       | [3 545.5]         | [3 512.2]         | <b>[3 502.1]</b>  |
| 男   | 1 940.4           | 1 905.2           | <b>1 902.3</b>    |
| Male  | [1 937.9]         | [1 902.2]         | <b>[1 899.5]</b>  |
| 女   | 1 934.0           | 1 933.4           | <b>1 921.7</b>    |
| Female  | [1 607.6]         | [1 610.0]         | <b>[1 602.6]</b>  |
| 勞動人口參與率 (%)   | 59.6              | 59.3              | <b>58.8</b>       |
| Labour force participation rate (%)                       | [57.4]            | [57.1]            | <b>[56.7]</b>     |
| 男   | 66.5              | 65.6              | <b>65.2</b>       |
| Male  | [66.5]            | [65.6]            | <b>[65.2]</b>     |
| 女   | 53.9              | 54.2              | <b>53.6</b>       |
| Female  | [49.3]            | [49.6]            | <b>[49.1]</b>     |
| <b>失業</b>   |                   |                   |                   |
| <b>Unemployment</b>                                       |                   |                   |                   |
| 失業人數 ('000)   | 244.2             | 180.6             | <b>143.3</b>      |
| Unemployed persons ('000)                                 |                   |                   |                   |
| 男   | 146.9             | 106.4             | <b>83.3</b>       |
| Male  |                   |                   |                   |
| 女   | 97.3              | 74.2              | <b>60.1</b>       |
| Female  |                   |                   |                   |
| 失業率 (%)   |                   |                   |                   |
| Unemployment rate (%)                                     |                   |                   |                   |
| - 經季節性調整  | 6.5               | 4.5               | <b>3.9</b>        |
| Seasonally adjusted                                       |                   |                   |                   |
| - 不經季節性調整   | 6.3               | 4.7               | <b>3.7</b>        |
| Not seasonally adjusted                                   |                   |                   |                   |
| 男   | 7.6               | 5.6               | <b>4.4</b>        |
| Male  |                   |                   |                   |
| 女   | 5.0               | 3.8               | <b>3.1</b>        |
| Female  |                   |                   |                   |
| <b>就業</b>   |                   |                   |                   |
| <b>Employment</b>   |                   |                   |                   |
| 就業人數 ('000)   | 3 630.2           | 3 658.0           | <b>3 680.7</b>    |
| Employed persons ('000)                                   | [3 301.3]         | [3 331.6]         | <b>[3 358.8]</b>  |
| 男   | 1 793.5           | 1 798.8           | <b>1 819.1</b>    |
| Male  | [1 791.0]         | [1 795.8]         | <b>[1 816.3]</b>  |
| 女   | 1 836.7           | 1 859.2           | <b>1 861.6</b>    |
| Female  | [1 510.3]         | [1 535.8]         | <b>[1 542.6]</b>  |
| 統計前 7 天內工作時數中位數   | 44                | 45                | <b>45</b>         |
| Median hours of work during the 7 days before enumeration | [40]              | [44]              | <b>[44]</b>       |
| 男   | 44                | 45                | <b>45</b>         |
| Male  | [44]              | [45]              | <b>[45]</b>       |
| 女   | 44                | 44                | <b>44</b>         |
| Female  | [40]              | [40]              | <b>[40]</b>       |
| 每月就業收入中位數 (港元)  | 17,500            | 18,000            | <b>18,000</b>     |
| Median monthly employment earnings (HK\$)                 | [19,000]          | [20,000]          | <b>[20,000]</b>   |
| 男   | 20,000            | 20,000            | <b>20,500</b>     |
| Male  | [20,000]          | [20,000]          | <b>[20,500]</b>   |
| 女   | 14,600            | 15,000            | <b>15,000</b>     |
| Female  | [16,700]          | [17,200]          | <b>[17,500]</b>   |

#### 4A. 統計數字摘要 (續) Summary Statistics (Cont'd)

|  | 2020<br>第4季<br>Q4              | 2021<br>第3季<br>Q3              | 2021<br>第4季<br>Q4                                   |
|--|--------------------------------|--------------------------------|---|
| <b>就業不足</b><br><b>Underemployment</b>                      |                                |                                |   |
| 就業不足人數 ('000)<br>Underemployed persons ('000)              | 133.3                          | 79.0                           | <b>66.8</b>   |
| 男<br>Male  | 78.7                           | 47.5                           | <b>41.7</b>   |
| 女<br>Female  | 54.6                           | 31.5                           | <b>25.1</b>   |
| 就業不足率 (%)<br>Underemployment rate (%)                      | 3.4                            | 2.1                            | <b>1.7</b>  |
| 男<br>Male  | 4.1                            | 2.5                            | <b>2.2</b>  |
| 女<br>Female  | 2.8                            | 1.6                            | <b>1.3</b>  |
| <b>家庭住戶</b><br><b>Domestic households</b>                  |                                |                                |   |
| 家庭住戶數目 ('000)<br>Number of domestic households ('000)      | 2 679.2                        | 2 695.2                        | <b>2 702.0</b>                                      |
| 家庭住戶平均人數<br>Average household size                         | 2.7<br>[2.6]                   | 2.7<br>[2.6]                   | <b>2.7</b><br><b>[2.6]</b>                          |
| 家庭住戶每月入息中位數 (港元)<br>Median monthly household income (HK\$) | 25,700<br>[25,500]<br>(33,000) | 26,800<br>[26,500]<br>(34,900) | <b>27,700</b><br><b>[27,400]</b><br><b>(35,400)</b> |

註釋： 今期報告內2020年第4季的數字經已修訂，故此可能與列載於本系列較早期號的數字略有不同。至於2021年第3季和第4季數字，稍後將會作出修訂。有關的詳情，請參閱第2部第5節。  
方括號內的數字是指撇除外籍家庭傭工後計算的相應數字。  
圓括號內的數字是指以從事經濟活動的家庭住戶計算的相應數字。

Notes： Figures for Q4 2020 presented in this issue of the report have been revised and they may be different from those presented in earlier issues of this report. As for figures for Q3 2021 and Q4 2021, they are subject to revision later on. For details, please see Section 5 of Part II.  
Figures in square brackets are the corresponding figures with foreign domestic helpers excluded.  
Figures in round brackets are the corresponding figures of economically active households.

**4B. 統計數字摘要 (年度數字)**  
**Summary Statistics (Annual Figures)**

|   | <u>2018</u> | <u>2019</u> | <u>2020</u>      |
|---|-------------|-------------|------------------|
| <b>勞動人口</b>   |             |             |                  |
| <b>The labour force</b>                                   |             |             |                  |
| 勞動人口 ('000)   | 3 979.0     | 3 966.2     | <b>3 888.2</b>   |
| Labour force ('000)                                       | [3 661.6]   | [3 639.1]   | <b>[3 560.9]</b> |
| 男   | 2 006.8     | 1 979.6     | <b>1 940.2</b>   |
| Male  | [2 004.9]   | [1 976.9]   | <b>[1 938.1]</b> |
| 女   | 1 972.2     | 1 986.6     | <b>1 947.9</b>   |
| Female  | [1 656.7]   | [1 662.2]   | <b>[1 622.8]</b> |
| 勞動人口參與率 (%)   | 61.2        | 60.6        | <b>59.6</b>      |
| Labour force participation rate (%)                       | [59.2]      | [58.5]      | <b>[57.4]</b>    |
| 男   | 68.5        | 67.5        | <b>66.2</b>      |
| Male  | [68.5]      | [67.4]      | <b>[66.2]</b>    |
| 女   | 55.1        | 55.0        | <b>54.2</b>      |
| Female  | [50.8]      | [50.5]      | <b>[49.6]</b>    |
| <b>失業</b>   |             |             |                  |
| <b>Unemployment</b>                                       |             |             |                  |
| 失業人數 ('000)   | 112.0       | 116.3       | <b>226.6</b>     |
| Unemployed persons ('000)                                 |             |             |                  |
| 男   | 64.2        | 70.4        | <b>134.2</b>     |
| Male  |             |             |                  |
| 女   | 47.8        | 45.8        | <b>92.4</b>      |
| Female  |             |             |                  |
| 失業率 (%)   |             |             |                  |
| Unemployment rate (%)                                     |             |             |                  |
| - 經季節性調整  | N.A.        | N.A.        | N.A.             |
| Seasonally adjusted                                       |             |             |                  |
| - 不經季節性調整   | 2.8         | 2.9         | <b>5.8</b>       |
| Not seasonally adjusted                                   |             |             |                  |
| 男   | 3.2         | 3.6         | <b>6.9</b>       |
| Male  |             |             |                  |
| 女   | 2.4         | 2.3         | <b>4.7</b>       |
| Female  |             |             |                  |
| <b>就業</b>   |             |             |                  |
| <b>Employment</b>   |             |             |                  |
| 就業人數 ('000)   | 3 867.0     | 3 849.9     | <b>3 661.6</b>   |
| Employed persons ('000)                                   | [3 549.5]   | [3 522.8]   | <b>[3 334.3]</b> |
| 男   | 1 942.6     | 1 909.1     | <b>1 806.0</b>   |
| Male  | [1 940.7]   | [1 906.4]   | <b>[1 804.0]</b> |
| 女   | 1 924.4     | 1 940.8     | <b>1 855.5</b>   |
| Female  | [1 608.9]   | [1 616.4]   | <b>[1 530.4]</b> |
| 統計前 7 天內工作時數中位數   | 44          | 44          | <b>43</b>        |
| Median hours of work during the 7 days before enumeration | [44]        | [44]        | <b>[40]</b>      |
| 男   | 45          | 45          | <b>44</b>        |
| Male  | [45]        | [45]        | <b>[44]</b>      |
| 女   | 44          | 44          | <b>42</b>        |
| Female  | [40]        | [40]        | <b>[40]</b>      |
| 每月就業收入中位數 (港元)  | 16,500      | 17,100      | <b>17,700</b>    |
| Median monthly employment earnings (HK\$)                 | [18,000]    | [18,600]    | <b>[19,000]</b>  |
| 男   | 20,000      | 20,000      | <b>20,000</b>    |
| Male  | [20,000]    | [20,000]    | <b>[20,000]</b>  |
| 女   | 13,500      | 14,300      | <b>15,000</b>    |
| Female  | [15,500]    | [16,100]    | <b>[17,000]</b>  |

**4B. 統計數字摘要 (年度數字) (續)**  
**Summary Statistics (Annual Figures) (Cont'd)**

|  | <u>2018</u> | <u>2019</u> | <u>2020</u>    |
|--|-------------|-------------|----------------|
| <b>就業不足</b>                            |             |             |                |
| <b>Underemployment</b>                 |             |             |                |
| 就業不足人數 ('000)                          | 43.2        | 42.0        | <b>129.5</b>   |
| Underemployed persons ('000)           |             |             |                |
| 男                                      | 32.2        | 30.7        | <b>74.8</b>    |
| Male                                   |             |             |                |
| 女                                      | 11.0        | 11.3        | <b>54.7</b>    |
| Female                                 |             |             |                |
| 就業不足率 (%)                              | 1.1         | 1.1         | <b>3.3</b>     |
| Underemployment rate (%)               |             |             |                |
| 男                                      | 1.6         | 1.6         | <b>3.9</b>     |
| Male                                   |             |             |                |
| 女                                      | 0.6         | 0.6         | <b>2.8</b>     |
| Female                                 |             |             |                |
| <b>家庭住戶</b>                            |             |             |                |
| <b>Domestic households</b>             |             |             |                |
| 家庭住戶數目 ('000)                          | 2 571.5     | 2 614.4     | <b>2 645.2</b> |
| Number of domestic households ('000)   |             |             |                |
| 家庭住戶平均人數                               | 2.8         | 2.8         | <b>2.8</b>     |
| Average household size                 | [2.7]       | [2.7]       | [2.7]          |
| 家庭住戶每月入息中位數 (港元)                       | 28,000      | 28,700      | <b>27,000</b>  |
| Median monthly household income (HK\$) | [28,000]    | [28,500]    | [26,900]       |
|  | (35,000)    | (35,500)    | (34,500)       |

註釋：數字是根據該年1月至12月進行的「綜合住戶統計調查」結果，以及年中人口估計數字而編製。  
 方括號內的數字是指撇除外籍家庭傭工後計算的相應數字。  
 圓括號內的數字是指以從事經濟活動的家庭住戶計算的相應數字。  
 N.A. – 不適用。

Notes：Figures are compiled based on data collected in the General Household Survey from January to December of the year concerned as well as mid-year population estimates.  
 Figures in square brackets are the corresponding figures with foreign domestic helpers excluded.  
 Figures in round brackets are the corresponding figures of economically active households.  
 N.A. – Not applicable.

## 5. 統計調查主要結果

### 勞動人口

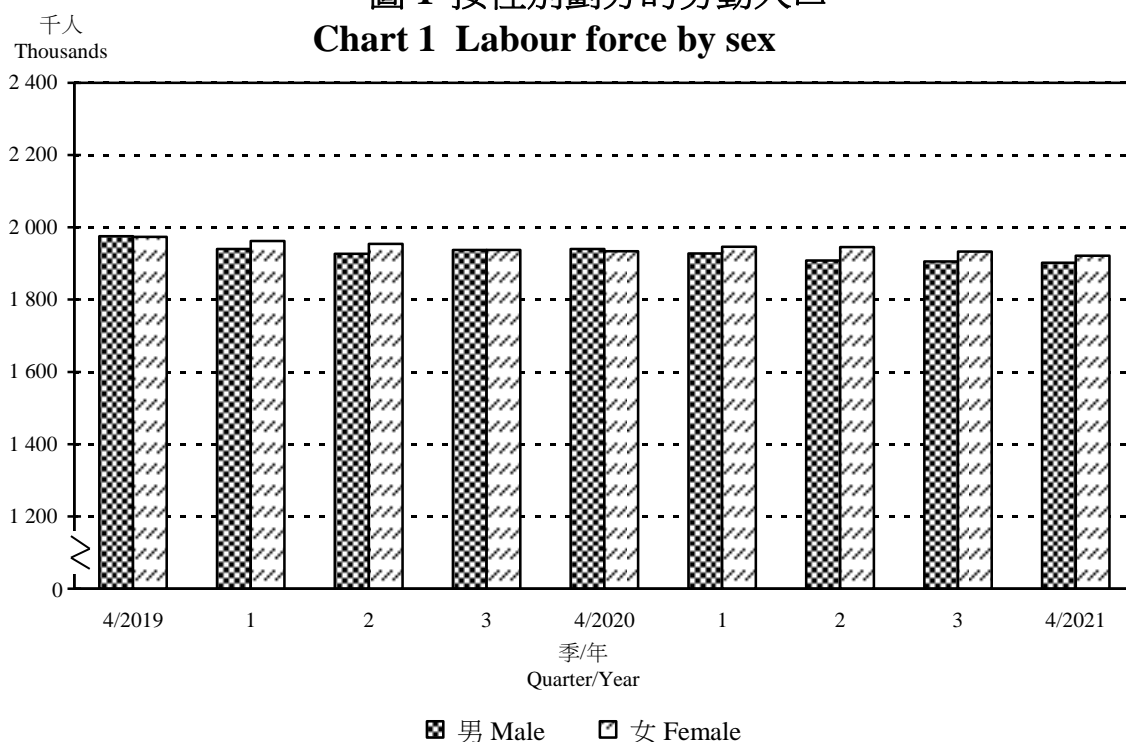
5.1 2021年第4季的勞動人口數目為3 824 000人，較2021年第3季及2020年第4季分別減少14 500人及50 300人（見圖1）。撇除外籍家庭傭工後，2021年第4季的勞動人口數目為3 502 100人。

## 5. Main Findings of the Survey

### Labour force

5.1 The size of the labour force in Q4 2021 was 3 824 000. It decreased by 14 500 and 50 300 below Q3 2021 and Q4 2020 respectively (see Chart 1). After excluding foreign domestic helpers, the size of the labour force in Q4 2021 was 3 502 100.

圖1 按性別劃分的勞動人口  
Chart 1 Labour force by sex



5.2 2021年第4季的勞動人口參與率為58.8%，較2021年第3季的59.3%及2020年第4季的59.6%為低。撇除外籍家庭傭工後，2021年第4季的勞動人口參與率為56.7%。

5.2 The labour force participation rate (LFPR) in Q4 2021 was 58.8%, which was lower than the 59.3% in Q3 2021 and the 59.6% in Q4 2020. After excluding foreign domestic helpers, the LFPR in Q4 2021 was 56.7%.

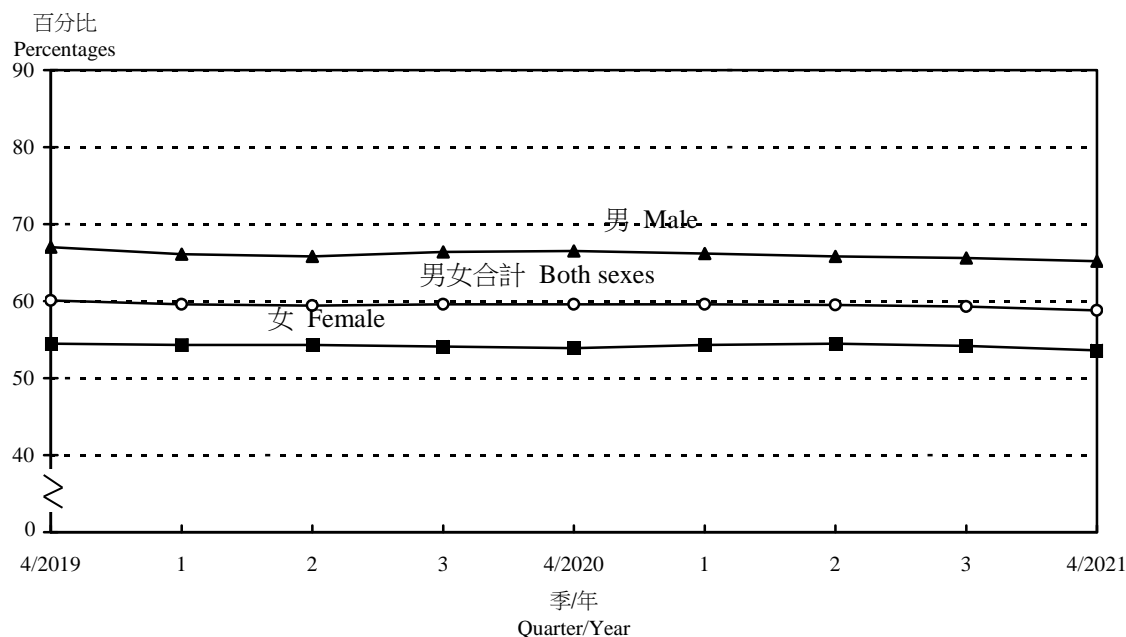
5.3 在2021年第4季，男性勞動人口參與率（65.2%）高於女性勞動人口參與率（53.6%）（見圖2）。男性以年齡在25至54歲組別人士的勞動人口參與率相對較高（高於90%），而女性則以年齡在25至49歲組別人士較高（高於70%）。撇除外籍家庭傭工後，2021年第4季的女性勞動人口參與率為49.1%。

5.3 The LFPR for males (65.2%) was higher than that for females (53.6%) in Q4 2021 (see Chart 2). The LFPRs for males were relatively higher for those in the 25-54 age groups (over 90%) whereas the LFPRs for females were relatively higher for those in the 25-49 age groups (over 70%). After excluding foreign domestic helpers, the LFPR for females in Q4 2021 was 49.1%.

5.4 表1.1-1.3A載列更多有關勞動人口和勞動人口參與率的詳細數字。至於不在勞動人口中人士（即非從事經濟活動人士）的特徵，請參閱表8.1-8.4。

5.4 More detailed figures on labour force and LFPRs are shown in Tables 1.1-1.3A. As regards the characteristics of persons not in the labour force (i.e. economically inactive persons), please refer to Tables 8.1-8.4.

圖 2 按性別劃分的勞動人口參與率  
Chart 2 Labour force participation rates by sex



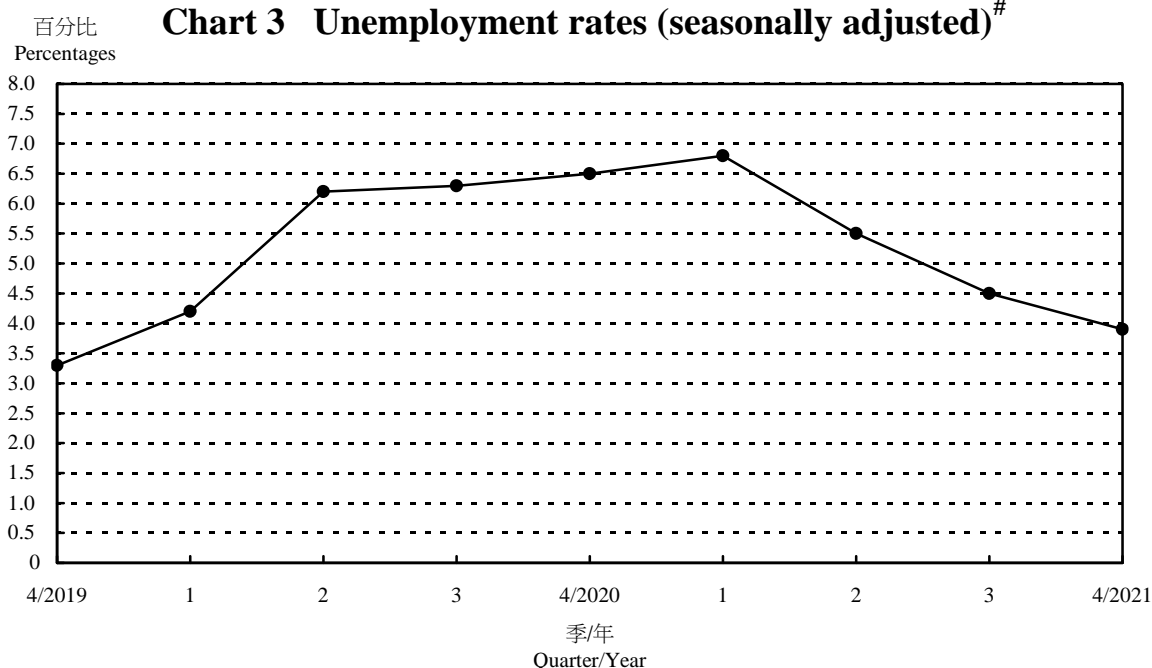
### 失業人口

5.5 2021年第4季經季節性調整的失業率為3.9%，較2021年第3季的4.5%及2020年第4季的6.5%為低(見圖3)。從統計觀點而言，相對於2021年第3季及2020年第4季的跌幅同樣是顯著的。

### Unemployed population

5.5 The seasonally adjusted unemployment rate in Q4 2021 was 3.9%, which was lower than the 4.5% in Q3 2021 and the 6.5% in Q4 2020 (see Chart 3). Both the decreases below Q3 2021 and Q4 2020 are statistically significant.

圖 3 失業率 (經季節性調整)<sup>#</sup>  
Chart 3 Unemployment rates (seasonally adjusted)<sup>#</sup>



- # 「失業率 (經季節性調整)」是指計算比率時已採用「X-12 自迴歸一求和—移動平均」方法就其季節性變異作出調整。有關的詳情，請參閱第 2 部第 4 節。
- # “Unemployment rates (seasonally adjusted)” refer to the unemployment rates which have been adjusted for seasonal variations using the X-12 ARIMA method. For details, please see Section 4 of Part II.



5.6 2021年第4季的失業人數為143 300人。當中，男性有83 300人，而女性則有60 100人（見圖4）。年齡在30歲至54歲或60歲及以上或曾受小學及以下教育或專上學位教育人士的失業率，相對其他年齡／教育程度組別的人士的比率為低。

5.6 The number of unemployed persons in Q4 2021 was 143 300, of which 83 300 were males and 60 100 were females (see Chart 4). Those aged 30-54 or aged 60 and above or those who had primary and below education or post-secondary degree education had lower unemployment rates, as compared with those in other age/educational attainment groups.

圖4 按性別劃分的失業人數  
Chart 4 Unemployed persons by sex



5.7 長期失業人士（指持續失業6個月及以上的人士）的數目由2021年第3季的76 000人，下降至2021年第4季的52 500人。2021年第4季的持續失業時間中位數為98日，較2021年第3季的127日及2020年第4季的137日為短。

5.7 The number of long-term unemployed persons (i.e. those with a duration of unemployment of 6 months and over) decreased from 76 000 in Q3 2021 to 52 500 in Q4 2021. The median duration of unemployment in Q4 2021 was 98 days, which was shorter than the 127 days in Q3 2021 and the 137 days in Q4 2020.

5.8 表 2.1-2.3 載列更多有關失業人口的詳細數字。

5.8 For more detailed figures on unemployed population, please refer to Tables 2.1-2.3.

### 曾工作的失業人士

### Unemployed persons with a previous job

5.9 在2021年第4季129 800名曾工作的失業人士（不包括重新加入勞動人口的失業人士）中，23.6%的人士以前從事零售、住宿及膳食服務業。以曾從事的職業計，29.1%的人士曾任職經理及行政級人員、專業人員及輔助專業人員，22.9%的人士曾任職服務工作及銷售人員。

5.9 Among the 129 800 unemployed persons who had a previous job (not including re-entrants into the labour force who were unemployed) in Q4 2021, 23.6% had a previous job in the retail, accommodation and food services sector. Analysed by previous occupation, 29.1% were previously managers and administrators, professionals and associate professionals, and 22.9% were service and sales workers.

5.10 按以前從事的詳細行業劃分，在2021年第4季失業率較高的行業為樓房裝飾、修葺及保養業、住宿及膳食服務業、零售業、運輸及倉庫業和地基及上蓋工程業。與2021年第3季比較，失業率較顯著下跌主要見於樓房裝飾、修葺及保養業、住宿及膳食服務業和零售業。

5.10 Analysed by detailed previous industry, the unemployment rates were higher for the decoration, repair and maintenance for buildings sector, the accommodation and food services sector, the retail sector, the transportation and storage sector and the foundation and superstructure sector in Q4 2021. Comparing with Q3 2021, more significant decreases in unemployment rates were mainly found in the decoration, repair and maintenance for buildings sector, the accommodation and food services sector and the retail sector.

5.11 表 3.1-3.5 載列更多有關曾工作失業人士的詳細數字。

5.11 For more detailed figures on unemployed persons with a previous job, please refer to Tables 3.1-3.5.

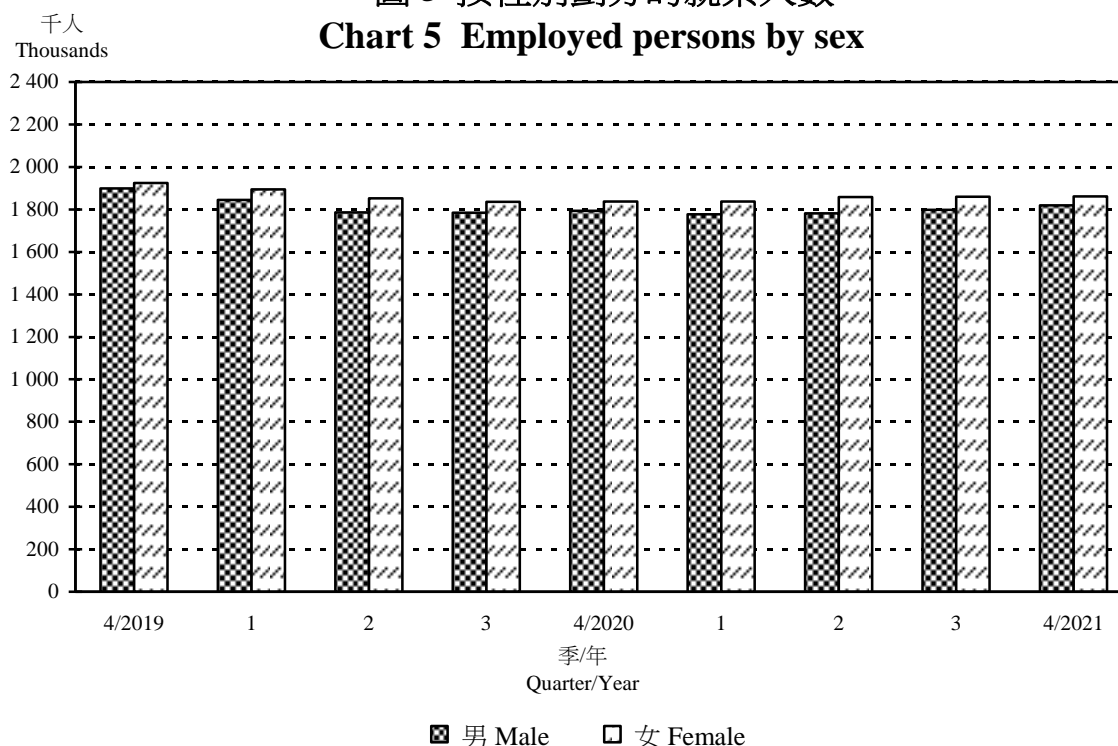
### 就業人口

### Employed population

5.12 2021年第4季的就業人數為3 680 700人，當中 49.4%為男性，而 50.6%為女性（見圖 5）。撇除外籍家庭傭工後，2021年第4季的就業人數為 3 358 800人。

5.12 The number of employed persons in Q4 2021 was 3 680 700, of which 49.4% were males and 50.6% were females (see Chart 5). After excluding foreign domestic helpers, the number of employed persons in Q4 2021 was 3 358 800.

圖 5 按性別劃分的就業人數  
Chart 5 Employed persons by sex



5.13 在2021年第4季，48.7%的就業人士曾受中學教育，43.4%曾受專上教育，而7.9%曾受小學及以下程度教育。就職業而言，21.7%的就業人士為輔助專業人員，20.9%為非技術工人，而15.5%為服務工作及銷售人員。

5.14 在2021年第4季，14.4%的就業人士在統計前7天內工作少於35小時。另一方面，14.2%的就業人士工作60小時及以上。就業人士在統計前7天內的工作時數中位數為45小時。撇除外籍家庭傭工後的相應數字為44小時。

5.15 在2021年第4季，10.2%的就業人士每月就業收入少於5,000元。另一方面，有11.6%的就業人士每月就業收入為50,000元及以上。就業人士每月就業收入中位數為18,000元。撇除外籍家庭傭工後的相應數字為20,000元。

5.16 表4.1-4.9A、表5.1-5.2和表6.1-6.3分別載列更多有關就業人士、工作時數中位數和每月就業收入中位數的詳細數字。

### **就業不足人口**

5.17 2021年第4季的就業不足率為1.7%，較2021年第3季的2.1%及2020年第4季的3.4%為低（見圖6）。從統計觀點而言，相對於2021年第3季及2020年第4季的跌幅同樣是顯著的。

5.18 2021年第4季的就業不足人數為66 800人。當中，男性有41 700人，而女性則有25 100人（見圖7）。較多的就業不足人士從事地基及上蓋工程業（18.1%）、運輸及倉庫業（14.2%）、樓房裝飾、修葺及保養業（11.6%）和專業及商用服務業（10.7%）。除專業及商用服務業外，這些行業的就業不足率在2021年第4季亦較整體為高。

5.19 表7.1-7.7載列更多有關就業不足人士的詳細數字。

5.13 In Q4 2021, 48.7% of the employed persons had secondary education, 43.4% had post-secondary education, and 7.9% had primary and below education. Analysed by occupation, 21.7% of employed persons were associate professionals, 20.9% were workers in elementary occupations and 15.5% were service and sales workers.

5.14 In Q4 2021, 14.4% of employed persons worked less than 35 hours during the 7 days before enumeration. On the other hand, 14.2% of employed persons worked 60 hours and over. The median hours of work during the 7 days before enumeration of employed persons was 45. The corresponding figure with foreign domestic helpers excluded was 44.

5.15 In Q4 2021, 10.2% of employed persons had monthly employment earnings less than \$5,000. On the other hand, 11.6% of employed persons had monthly employment earnings \$50,000 and over. The median monthly employment earnings of employed persons was \$18,000. The corresponding figure with foreign domestic helpers excluded was \$20,000.

5.16 For more detailed figures on employed persons, median hours of work and median monthly employment earnings, please refer to Tables 4.1-4.9A, 5.1-5.2 and 6.1-6.3 respectively.

### ***Underemployed population***

5.17 The underemployment rate in Q4 2021 was 1.7%, which was lower than the 2.1% in Q3 2021 and the 3.4% in Q4 2020 (see Chart 6). Both the decreases below Q3 2021 and Q4 2020 are statistically significant.

5.18 The number of underemployed persons in Q4 2021 was 66 800, of which 41 700 were males and 25 100 were females (see Chart 7). More underemployed persons were engaged in the foundation and superstructure sector (18.1%), the transportation and storage sector (14.2%), the decoration, repair and maintenance for buildings sector (11.6%) and the professional and business services sector (10.7%). The underemployment rates for these industries were also higher than the overall in Q4 2021, except the professional and business services sector.

5.19 For more detailed figures on underemployed persons, please refer to Tables 7.1-7.7.

圖 6 按性別劃分的就業不足率  
Chart 6 Underemployment rates by sex

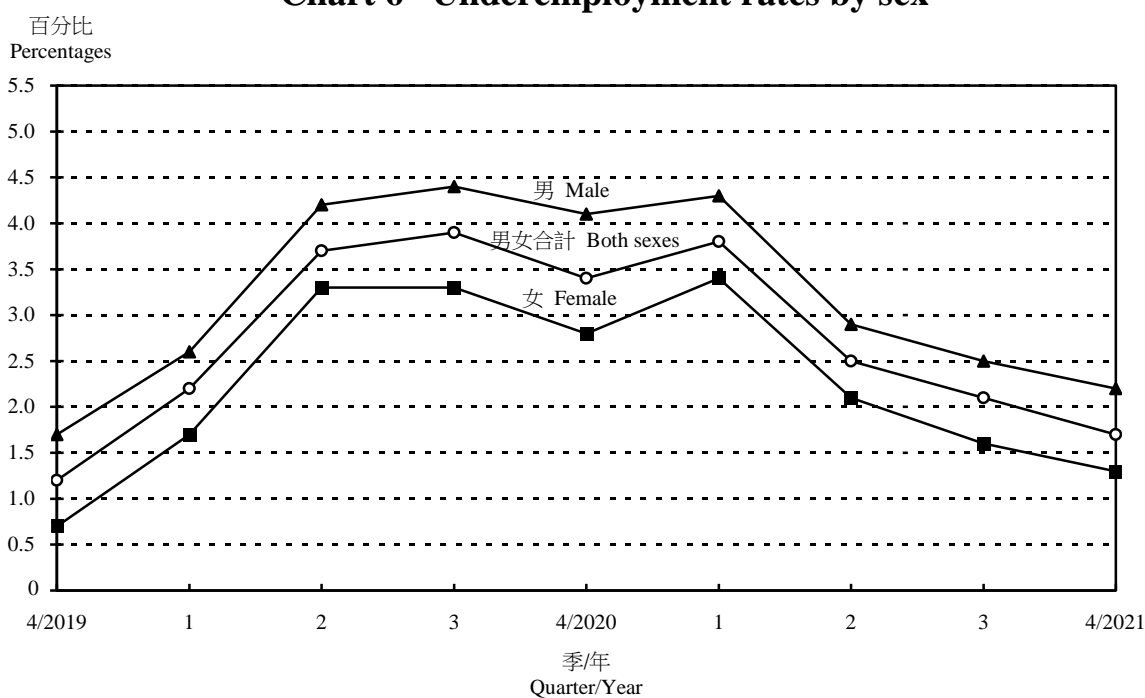
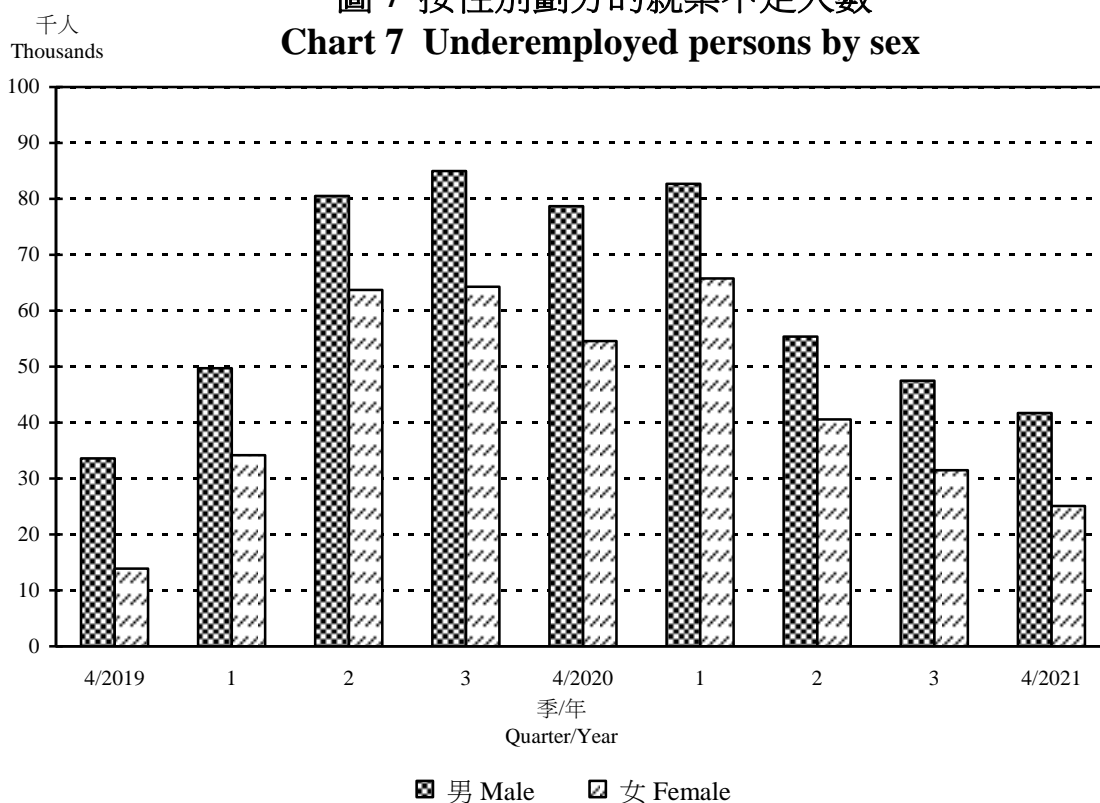


圖 7 按性別劃分的就業不足人數  
Chart 7 Underemployed persons by sex



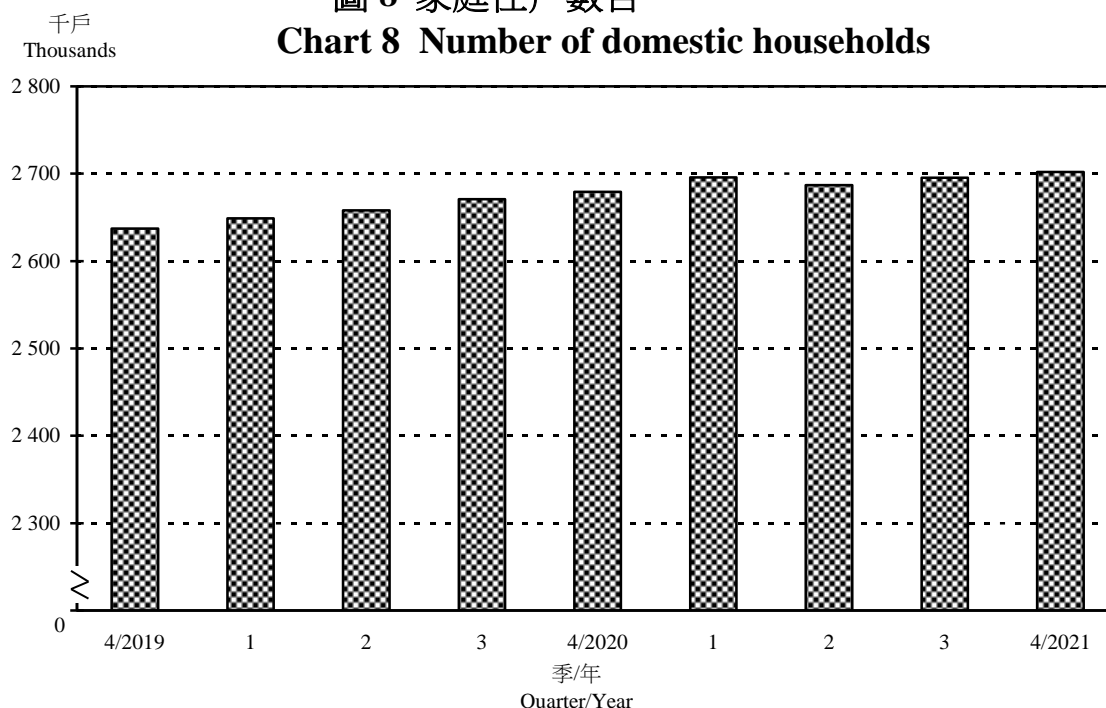
## 家庭住戶

5.20 2021年第4季的家庭住戶數目為2 702 000戶，較2021年第3季的2 695 200戶及2020年第4季的2 679 200戶為多（見圖8）。

## Domestic households

5.20 The number of domestic households in Q4 2021 was 2 702 000, which was more than the 2 695 200 in Q3 2021 and the 2 679 200 in Q4 2020 (see Chart 8).

圖8 家庭住戶數目  
Chart 8 Number of domestic households



5.21 2021年第4季的家庭住戶平均人數為2.7人，與2021年第3季及2020年第4季的數字相同。撇除外籍家庭傭工後，2021年第4季家庭住戶平均人數為2.6人。

5.21 The average household size in Q4 2021 was 2.7 persons, which was the same as that in Q3 2021 and Q4 2020. After excluding foreign domestic helpers, the average household size in Q4 2021 was 2.6 persons.

5.22 這些家庭住戶當中，53.3%住在私人永久性房屋，而30.7%則住在公營租住房屋。就居所租住權而言，49.8%的家庭住戶為自置居所住戶（即擁有所住屋宇單位業權的家庭住戶），而46.5%為全租戶。

5.22 Among these domestic households, 53.3% resided in private permanent housing while 30.7% in public rental housing. Analysed by tenure of accommodation, 49.8% were owner-occupiers (i.e. domestic households owning the quarters they occupy) while 46.5% were sole tenants.

5.23 在2021年第4季，11.9%的家庭住戶每月入息為80,000元及以上。另一方面，16.1%的家庭住戶的每月入息少於8,000元。23.0%的家庭住戶為非從事經濟活動的家庭住戶，撇除這些家庭住戶後，只有2.9%的家庭住戶每月入息少於8,000元。

5.23 In Q4 2021, 11.9% of domestic households had monthly household income \$80,000 and over. On the other hand, 16.1% of domestic households had monthly household income less than \$8,000. 23.0% of domestic households were economically inactive households. After excluding these domestic households, only 2.9% had monthly household income less than \$8,000.

5.24 2021年第4季的家庭住戶每月入息中位數為27,700元。撇除外籍家庭傭工後，家庭住戶每月入息中位數為27,400元。

5.25 表 9.1-9.4A 載列更多有關家庭住戶的詳細數字。

5.24 The median monthly household income in Q4 2021 was \$27,700. After excluding foreign domestic helpers, the median monthly household income was \$27,400.

5.25 For more detailed figures on domestic households, please refer to Tables 9.1-9.4A.

表 1.1 按年齡及性別劃分的勞動人口  
Table 1.1 Labour force by age and sex

| 年齡組別<br>Age group | 2020<br>第4季<br>Q4      |                        |                        | 2021<br>第3季<br>Q3      |                        |                        | 2021<br>第4季<br>Q4      |                        |                        |
|-------------------|------------------------|------------------------|------------------------|------------------------|------------------------|------------------------|------------------------|------------------------|------------------------|
|                   | 男<br>Male              | 女<br>Female            | 男女合計<br>Both sexes     | 男<br>Male              | 女<br>Female            | 男女合計<br>Both sexes     | 男<br>Male              | 女<br>Female            | 男女合計<br>Both sexes     |
|                   | 千人 [比率]<br>'000 [Rate] | 千人 [比率]<br>'000 [Rate] | 千人 [比率]<br>'000 [Rate] | 千人 [比率]<br>'000 [Rate] | 千人 [比率]<br>'000 [Rate] | 千人 [比率]<br>'000 [Rate] | 千人 [比率]<br>'000 [Rate] | 千人 [比率]<br>'000 [Rate] | 千人 [比率]<br>'000 [Rate] |
| 15 - 19           | 10.2 [7.5]             | 8.9 [6.8]              | 19.1 [7.1]             | 11.9 [8.9]             | 13.8 [10.8]            | 25.7 [9.9]             | 8.4 [6.3]              | 11.8 [9.1]             | 20.3 [7.7]             |
| 20 - 24           | 110.5 [59.3]           | 109.5 [59.2]           | 220.0 [59.2]           | 105.6 [59.4]           | 105.6 [60.9]           | 211.2 [60.1]           | 105.5 [57.9]           | 98.3 [54.6]            | 203.8 [56.3]           |
| 25 - 29           | 202.6 [91.9]           | 215.5 [85.9]           | 418.1 [88.7]           | 197.8 [91.2]           | 216.8 [88.9]           | 414.7 [90.0]           | 200.6 [92.4]           | 211.4 [87.0]           | 412.0 [89.6]           |
| 30 - 34           | 217.3 [95.2]           | 254.7 [81.2]           | 472.1 [87.1]           | 216.7 [95.5]           | 244.6 [81.1]           | 461.2 [87.3]           | 214.6 [94.4]           | 241.0 [81.0]           | 455.6 [86.8]           |
| 35 - 39           | 222.2 [95.3]           | 280.9 [77.3]           | 503.1 [84.4]           | 219.3 [95.1]           | 273.0 [76.3]           | 492.3 [83.7]           | 218.3 [95.0]           | 271.2 [76.3]           | 489.4 [83.6]           |
| 40 - 44           | 214.9 [95.4]           | 253.6 [73.1]           | 468.5 [81.9]           | 213.9 [94.8]           | 259.4 [74.5]           | 473.3 [82.5]           | 214.8 [95.1]           | 260.2 [75.5]           | 475.0 [83.3]           |
| 45 - 49           | 221.1 [93.7]           | 239.0 [71.5]           | 460.2 [80.7]           | 215.5 [92.8]           | 242.0 [73.0]           | 457.5 [81.2]           | 214.9 [92.8]           | 245.5 [73.1]           | 460.5 [81.1]           |
| 50 - 54           | 208.8 [88.4]           | 220.4 [70.0]           | 429.2 [77.9]           | 208.0 [89.8]           | 213.3 [67.9]           | 421.3 [77.2]           | 210.4 [90.9]           | 218.5 [69.5]           | 428.9 [78.5]           |
| 55 - 59           | 240.1 [82.4]           | 196.6 [57.9]           | 436.6 [69.2]           | 229.3 [81.4]           | 200.9 [59.5]           | 430.2 [69.5]           | 224.4 [80.2]           | 200.2 [59.3]           | 424.6 [68.8]           |
| 60 - 64           | 179.4 [61.1]           | 106.9 [35.5]           | 286.3 [48.2]           | 175.1 [59.6]           | 111.5 [36.9]           | 286.7 [48.1]           | 172.9 [58.9]           | 110.8 [36.6]           | 283.6 [47.6]           |
| ≥ 65              | 113.2 [18.0]           | 48.0 [6.8]             | 161.2 [12.1]           | 112.0 [17.2]           | 52.4 [7.2]             | 164.4 [11.9]           | 117.5 [17.7]           | 52.8 [7.1]             | 170.3 [12.1]           |
| 合計<br>Overall     | 1 940.4 [66.5]         | 1 934.0 [53.9]         | 3 874.4 [59.6]         | 1 905.2 [65.6]         | 1 933.4 [54.2]         | 3 838.6 [59.3]         | 1 902.3 [65.2]         | 1 921.7 [53.6]         | 3 824.0 [58.8]         |

註釋：方括號內的數字是指在某一特定年齡/性別組別人士的勞動人口參與率(百分比)。

Note: Figures in square brackets refer to labour force participation rate (%) in respect of persons in the specified age/sex group.

表 1.1A 按年齡及性別劃分的勞動人口 (不包括外籍家庭傭工)  
Table 1.1A Labour force by age and sex (excluding foreign domestic helpers)

| 年齡組別<br>Age group | 2020<br>第4季<br>Q4      |                        |                        | 2021<br>第3季<br>Q3      |                        |                        | 2021<br>第4季<br>Q4      |                        |                        |
|-------------------|------------------------|------------------------|------------------------|------------------------|------------------------|------------------------|------------------------|------------------------|------------------------|
|                   | 男<br>Male              | 女<br>Female            | 男女合計<br>Both sexes     | 男<br>Male              | 女<br>Female            | 男女合計<br>Both sexes     | 男<br>Male              | 女<br>Female            | 男女合計<br>Both sexes     |
|                   | 千人 [比率]<br>'000 [Rate] | 千人 [比率]<br>'000 [Rate] | 千人 [比率]<br>'000 [Rate] | 千人 [比率]<br>'000 [Rate] | 千人 [比率]<br>'000 [Rate] | 千人 [比率]<br>'000 [Rate] | 千人 [比率]<br>'000 [Rate] | 千人 [比率]<br>'000 [Rate] | 千人 [比率]<br>'000 [Rate] |
| 15 - 19           | 10.2 [7.5]             | 8.9 [6.8]              | 19.1 [7.1]             | 11.9 [8.9]             | 13.8 [10.8]            | 25.7 [9.9]             | 8.4 [6.3]              | 11.8 [9.1]             | 20.3 [7.7]             |
| 20 - 24           | 110.5 [59.3]           | 101.3 [57.3]           | 211.8 [58.3]           | 105.6 [59.4]           | 100.3 [59.7]           | 205.9 [59.5]           | 105.5 [57.9]           | 92.8 [53.2]            | 198.3 [55.6]           |
| 25 - 29           | 202.6 [91.9]           | 182.7 [83.8]           | 385.3 [87.8]           | 197.8 [91.2]           | 186.5 [87.3]           | 384.3 [89.3]           | 200.5 [92.4]           | 186.1 [85.5]           | 386.5 [89.0]           |
| 30 - 34           | 216.9 [95.2]           | 189.3 [76.2]           | 406.2 [85.3]           | 216.5 [95.5]           | 190.1 [77.0]           | 406.6 [85.8]           | 214.0 [94.4]           | 189.8 [77.0]           | 403.8 [85.4]           |
| 35 - 39           | 221.9 [95.3]           | 196.9 [70.5]           | 418.8 [81.8]           | 219.2 [95.1]           | 186.9 [68.8]           | 406.1 [80.9]           | 218.2 [95.0]           | 188.8 [69.1]           | 407.0 [81.0]           |
| 40 - 44           | 214.7 [95.4]           | 188.4 [66.9]           | 403.2 [79.6]           | 213.1 [94.8]           | 190.3 [68.1]           | 403.4 [80.0]           | 213.8 [95.0]           | 187.1 [68.9]           | 400.9 [80.8]           |
| 45 - 49           | 220.8 [93.7]           | 200.7 [67.8]           | 421.5 [79.3]           | 215.2 [92.8]           | 200.7 [69.2]           | 415.9 [79.7]           | 214.8 [92.8]           | 202.5 [69.2]           | 417.3 [79.6]           |
| 50 - 54           | 208.0 [88.4]           | 198.9 [67.8]           | 406.9 [76.9]           | 207.2 [89.7]           | 193.2 [65.7]           | 400.3 [76.3]           | 210.3 [90.9]           | 196.5 [67.2]           | 406.8 [77.6]           |
| 55 - 59           | 239.8 [82.4]           | 189.7 [57.0]           | 429.5 [68.9]           | 228.7 [81.4]           | 190.6 [58.3]           | 419.4 [68.9]           | 224.2 [80.2]           | 189.8 [58.0]           | 414.0 [68.2]           |
| 60 - 64           | 179.3 [61.1]           | 103.0 [34.7]           | 282.3 [47.8]           | 175.0 [59.6]           | 106.1 [35.7]           | 281.0 [47.6]           | 172.5 [58.9]           | 106.4 [35.7]           | 279.0 [47.2]           |
| ≥ 65              | 113.2 [18.0]           | 47.8 [6.8]             | 161.0 [12.1]           | 112.0 [17.2]           | 51.4 [7.0]             | 163.4 [11.8]           | 117.3 [17.7]           | 51.0 [6.9]             | 168.3 [12.0]           |
| 合計<br>Overall     | 1 937.9 [66.5]         | 1 607.6 [49.3]         | 3 545.5 [57.4]         | 1 902.2 [65.6]         | 1 610.0 [49.6]         | 3 512.2 [57.1]         | 1 899.5 [65.2]         | 1 602.6 [49.1]         | 3 502.1 [56.7]         |

註釋：方括號內的數字是指在某一特定年齡/性別組別人士的勞動人口參與率(百分比)。

Note: Figures in square brackets refer to labour force participation rate (%) in respect of persons in the specified age/sex group.



表 1.2 按婚姻狀況、年齡及性別劃分的勞動人口  
Table 1.2 Labour force by marital status, age and sex

| 婚姻狀況/年齡組別<br>Marital status/Age group | 2020<br>第4季<br>Q4      |                        |                        | 2021<br>第3季<br>Q3      |                        |                        | 2021<br>第4季<br>Q4      |                        |                        |
|---------------------------------------|------------------------|------------------------|------------------------|------------------------|------------------------|------------------------|------------------------|------------------------|------------------------|
|                                       | 男<br>Male              | 女<br>Female            | 男女合計<br>Both sexes     | 男<br>Male              | 女<br>Female            | 男女合計<br>Both sexes     | 男<br>Male              | 女<br>Female            | 男女合計<br>Both sexes     |
|                                       | 千人 [比率]<br>'000 [Rate] | 千人 [比率]<br>'000 [Rate] | 千人 [比率]<br>'000 [Rate] | 千人 [比率]<br>'000 [Rate] | 千人 [比率]<br>'000 [Rate] | 千人 [比率]<br>'000 [Rate] | 千人 [比率]<br>'000 [Rate] | 千人 [比率]<br>'000 [Rate] | 千人 [比率]<br>'000 [Rate] |
| 從未結婚<br>Never married                 |                        |                        |                        |                        |                        |                        |                        |                        |                        |
| 15 - 24                               | 119.8 [37.1]           | 115.2 [37.1]           | 234.9 [37.1]           | 116.4 [37.6]           | 116.4 [39.3]           | 232.8 [38.5]           | 112.7 [35.7]           | 106.8 [35.1]           | 219.5 [35.4]           |
| 25 - 39                               | 362.5 [92.8]           | 374.6 [92.6]           | 737.1 [92.7]           | 366.6 [92.6]           | 374.8 [92.9]           | 741.3 [92.8]           | 365.9 [92.7]           | 374.3 [91.7]           | 740.2 [92.2]           |
| ≥ 40                                  | 147.4 [72.3]           | 187.8 [72.6]           | 335.2 [72.5]           | 154.7 [70.2]           | 197.2 [71.6]           | 351.9 [71.0]           | 162.1 [71.9]           | 195.5 [71.0]           | 357.6 [71.4]           |
| 小計<br>Sub-total                       | 629.7 [68.7]           | 677.6 [69.6]           | 1 307.2 [69.1]         | 637.7 [68.9]           | 688.4 [70.6]           | 1 326.0 [69.8]         | 640.7 [68.5]           | 676.6 [68.5]           | 1 317.3 [68.5]         |
| 曾經結婚 **<br>Ever married **            |                        |                        |                        |                        |                        |                        |                        |                        |                        |
| 15 - 24                               | 0.9 [84.6] †           | 3.2 [55.6] †           | 4.1 [60.3]             | 1.1 [100.0] †          | 3.0 [61.3] †           | 4.1 [68.3] †           | 1.3 [100.0] †          | 3.3 [57.9] †           | 4.6 [65.7]             |
| 25 - 39                               | 279.6 [96.1]           | 376.5 [71.9]           | 656.2 [80.5]           | 267.3 [95.9]           | 359.6 [72.0]           | 626.9 [80.5]           | 267.5 [95.8]           | 349.3 [71.6]           | 616.8 [80.4]           |
| ≥ 40                                  | 1 030.1 [60.3]         | 876.7 [42.1]           | 1 906.8 [50.3]         | 999.1 [58.9]           | 882.3 [42.2]           | 1 881.5 [49.7]         | 992.8 [58.3]           | 892.5 [42.4]           | 1 885.3 [49.5]         |
| 小計<br>Sub-total                       | 1 310.7 [65.5]         | 1 256.4 [48.1]         | 2 567.2 [55.6]         | 1 267.5 [64.1]         | 1 245.0 [48.0]         | 2 512.5 [55.0]         | 1 261.6 [63.7]         | 1 245.1 [47.9]         | 2 506.7 [54.7]         |
| 合計<br>Overall                         | 1 940.4 [66.5]         | 1 934.0 [53.9]         | 3 874.4 [59.6]         | 1 905.2 [65.6]         | 1 933.4 [54.2]         | 3 838.6 [59.3]         | 1 902.3 [65.2]         | 1 921.7 [53.6]         | 3 824.0 [58.8]         |

註釋：方括號內的數字是指在某一特定婚姻狀況/年齡/性別組別人士的勞動人口參與率(百分比)。

\*\* 包括已婚、喪偶及離婚/分居人士。

Notes : Figures in square brackets refer to labour force participation rate (%) in respect of persons in the specified marital status/age/sex group.

\*\* Including those married, widowed and divorced/separated.

表 1.2A 按婚姻狀況、年齡及性別劃分的勞動人口 (不包括外籍家庭傭工)  
Table 1.2A Labour force by marital status, age and sex (excluding foreign domestic helpers)

|                                       | 2020<br>第4季<br>Q4      |                        |                        | 2021<br>第3季<br>Q3      |                        |                        | 2021<br>第4季<br>Q4      |                        |                        |
|---------------------------------------|------------------------|------------------------|------------------------|------------------------|------------------------|------------------------|------------------------|------------------------|------------------------|
|                                       | 男<br>Male              | 女<br>Female            | 男女合計<br>Both sexes     | 男<br>Male              | 女<br>Female            | 男女合計<br>Both sexes     | 男<br>Male              | 女<br>Female            | 男女合計<br>Both sexes     |
| 婚姻狀況/年齡組別<br>Marital status/Age group | 千人 [比率]<br>'000 [Rate] | 千人 [比率]<br>'000 [Rate] | 千人 [比率]<br>'000 [Rate] | 千人 [比率]<br>'000 [Rate] | 千人 [比率]<br>'000 [Rate] | 千人 [比率]<br>'000 [Rate] | 千人 [比率]<br>'000 [Rate] | 千人 [比率]<br>'000 [Rate] | 千人 [比率]<br>'000 [Rate] |
| 從未結婚<br>Never married                 |                        |                        |                        |                        |                        |                        |                        |                        |                        |
| 15 - 24                               | 119.8 [37.1]           | 108.2 [35.7]           | 228.0 [36.4]           | 116.4 [37.6]           | 112.5 [38.5]           | 228.9 [38.0]           | 112.7 [35.7]           | 102.7 [34.2]           | 215.4 [35.0]           |
| 25 - 39                               | 362.5 [92.8]           | 319.9 [91.5]           | 682.4 [92.2]           | 366.4 [92.6]           | 323.7 [91.9]           | 690.1 [92.3]           | 365.6 [92.7]           | 327.8 [90.6]           | 693.3 [91.7]           |
| ≥ 40                                  | 147.4 [72.3]           | 167.4 [70.3]           | 314.8 [71.2]           | 154.6 [70.2]           | 173.4 [68.9]           | 328.0 [69.5]           | 161.7 [71.9]           | 169.6 [68.0]           | 331.3 [69.9]           |
| 小計<br>Sub-total                       | 629.7 [68.7]           | 595.6 [66.8]           | 1 225.3 [67.7]         | 637.3 [68.9]           | 609.5 [68.0]           | 1 246.9 [68.5]         | 639.9 [68.5]           | 600.2 [65.8]           | 1 240.1 [67.2]         |
| 曾經結婚 **<br>Ever married **            |                        |                        |                        |                        |                        |                        |                        |                        |                        |
| 15 - 24                               | 0.9 [84.6] †           | 2.0 [43.5] †           | 2.9 [51.6] †           | 1.1 [100.0] †          | 1.7 [46.5] †           | 2.8 [58.9] †           | 1.3 [100.0] †          | 1.8 [43.5] †           | 3.1 [56.6] †           |
| 25 - 39                               | 278.9 [96.1]           | 248.9 [62.9]           | 527.9 [76.9]           | 267.1 [95.9]           | 239.9 [63.1]           | 507.0 [77.0]           | 267.1 [95.8]           | 236.9 [63.1]           | 504.0 [77.1]           |
| ≥ 40                                  | 1 028.4 [60.3]         | 761.1 [38.7]           | 1 789.5 [48.7]         | 996.6 [58.8]           | 758.9 [38.6]           | 1 755.5 [47.9]         | 991.2 [58.3]           | 763.8 [38.7]           | 1 755.0 [47.7]         |
| 小計<br>Sub-total                       | 1 308.3 [65.5]         | 1 012.0 [42.7]         | 2 320.3 [53.1]         | 1 264.8 [64.1]         | 1 000.5 [42.6]         | 2 265.3 [52.4]         | 1 259.6 [63.6]         | 1 002.5 [42.6]         | 2 262.1 [52.2]         |
| 合計<br>Overall                         | 1 937.9 [66.5]         | 1 607.6 [49.3]         | 3 545.5 [57.4]         | 1 902.2 [65.6]         | 1 610.0 [49.6]         | 3 512.2 [57.1]         | 1 899.5 [65.2]         | 1 602.6 [49.1]         | 3 502.1 [56.7]         |

註釋：方括號內的數字是指在某一特定婚姻狀況/年齡/性別組別人士的勞動人口參與率(百分比)。

\*\* 包括已婚、喪偶及離婚/分居人士。

Notes : Figures in square brackets refer to labour force participation rate (%) in respect of persons in the specified marital status/age/sex group.

\*\* Including those married, widowed and divorced/separated.

表 1.3 按教育程度、年齡及性別劃分的勞動人口  
Table 1.3 Labour force by educational attainment, age and sex

| 教育程度/年齡組別<br>Educational attainment/<br>Age group   | 2020<br>第4季<br>Q4      |                        |                        | 2021<br>第3季<br>Q3      |                        |                        | 2021<br>第4季<br>Q4      |                        |                        |
|---|------------------------|------------------------|------------------------|------------------------|------------------------|------------------------|------------------------|------------------------|------------------------|
|   | 男<br>Male              | 女<br>Female            | 男女合計<br>Both sexes     | 男<br>Male              | 女<br>Female            | 男女合計<br>Both sexes     | 男<br>Male              | 女<br>Female            | 男女合計<br>Both sexes     |
|   | 千人 [比率]<br>'000 [Rate] | 千人 [比率]<br>'000 [Rate] | 千人 [比率]<br>'000 [Rate] | 千人 [比率]<br>'000 [Rate] | 千人 [比率]<br>'000 [Rate] | 千人 [比率]<br>'000 [Rate] | 千人 [比率]<br>'000 [Rate] | 千人 [比率]<br>'000 [Rate] | 千人 [比率]<br>'000 [Rate] |
| 小學及以下<br>Primary and below                          |                        |                        |                        |                        |                        |                        |                        |                        |                        |
| 15 - 24   | ‡ [‡]                  | 2.3 [76.5] †           | 2.3 [70.7] †           | 0.8 [100.0]†           | 0.6 [62.8] †           | 1.3 [80.0] †           | ‡ [‡]                  | ‡ [‡]                  | 0.8 [100.0]†           |
| 25 - 39   | 2.7 [68.4] †           | 19.8 [72.5]            | 22.5 [72.0]            | 3.0 [71.4] †           | 18.2 [76.9]            | 21.2 [76.0]            | 3.3 [70.8] †           | 14.9 [72.4]            | 18.1 [72.1]            |
| ≥ 40  | 140.8 [33.1]           | 152.5 [21.6]           | 293.3 [25.9]           | 124.3 [29.9]           | 151.7 [21.3]           | 276.0 [24.4]           | 130.7 [30.9]           | 150.5 [21.1]           | 281.2 [24.8]           |
| 小計<br>Sub-total                                     | 143.5 [33.4]           | 174.7 [23.7]           | 318.1 [27.3]           | 128.0 [30.4]           | 170.4 [23.1]           | 298.4 [25.8]           | 134.3 [31.4]           | 165.8 [22.6]           | 300.1 [25.8]           |
| 初中 <sup>(1)</sup><br>Lower secondary <sup>(1)</sup> |                        |                        |                        |                        |                        |                        |                        |                        |                        |
| 15 - 24   | 5.5 [34.5]             | 2.8 [21.9] †           | 8.4 [28.9]             | 6.3 [23.6]             | 3.9 [20.2] †           | 10.1 [22.2]            | 4.9 [27.6]             | 3.5 [30.2] †           | 8.3 [28.6]             |
| 25 - 39   | 45.6 [89.6]            | 38.5 [54.6]            | 84.0 [69.3]            | 42.2 [87.9]            | 40.6 [57.4]            | 82.8 [69.7]            | 43.9 [90.3]            | 37.7 [55.2]            | 81.6 [69.8]            |
| ≥ 40  | 239.6 [63.4]           | 169.8 [43.4]           | 409.4 [53.3]           | 238.2 [60.2]           | 172.7 [43.4]           | 410.9 [51.8]           | 237.6 [60.5]           | 175.0 [43.9]           | 412.6 [52.1]           |
| 小計<br>Sub-total                                     | 290.7 [65.4]           | 211.1 [44.5]           | 501.8 [54.6]           | 286.6 [60.9]           | 217.1 [44.5]           | 503.8 [52.6]           | 286.4 [62.4]           | 216.2 [45.2]           | 502.5 [53.6]           |
| 高中 <sup>(2)</sup><br>Upper secondary <sup>(2)</sup> |                        |                        |                        |                        |                        |                        |                        |                        |                        |
| 15 - 24   | 33.1 [28.0]            | 26.5 [24.5]            | 59.5 [26.4]            | 36.2 [31.2]            | 26.7 [25.5]            | 62.9 [28.5]            | 28.8 [25.6]            | 23.9 [23.5]            | 52.7 [24.6]            |
| 25 - 39   | 196.0 [94.3]           | 266.6 [79.1]           | 462.6 [84.9]           | 192.1 [93.1]           | 251.7 [78.0]           | 443.8 [83.9]           | 193.7 [93.1]           | 245.7 [77.7]           | 439.4 [83.8]           |
| ≥ 40  | 419.9 [68.3]           | 439.6 [55.6]           | 859.5 [61.2]           | 416.5 [67.5]           | 456.0 [56.9]           | 872.5 [61.5]           | 410.6 [66.9]           | 464.2 [57.5]           | 874.8 [61.6]           |
| 小計<br>Sub-total                                     | 648.9 [69.0]           | 732.7 [59.3]           | 1 381.6 [63.5]         | 644.7 [68.7]           | 734.5 [59.8]           | 1 379.2 [63.6]         | 633.0 [67.7]           | 733.8 [59.9]           | 1 366.8 [63.3]         |

表 1.3 按教育程度、年齡及性別劃分的勞動人口 (續)

Table 1.3 Labour force by educational attainment, age and sex (Cont'd.)

| 教育程度/年齡組別<br>Educational attainment/<br>Age group    | 2020<br>第4季<br>Q4      |                        |                        | 2021<br>第3季<br>Q3      |                        |                        | 2021<br>第4季<br>Q4      |                        |                        |
|--|------------------------|------------------------|------------------------|------------------------|------------------------|------------------------|------------------------|------------------------|------------------------|
|  | 男<br>Male              | 女<br>Female            | 男女合計<br>Both sexes     | 男<br>Male              | 女<br>Female            | 男女合計<br>Both sexes     | 男<br>Male              | 女<br>Female            | 男女合計<br>Both sexes     |
|  | 千人 [比率]<br>'000 [Rate] | 千人 [比率]<br>'000 [Rate] | 千人 [比率]<br>'000 [Rate] | 千人 [比率]<br>'000 [Rate] | 千人 [比率]<br>'000 [Rate] | 千人 [比率]<br>'000 [Rate] | 千人 [比率]<br>'000 [Rate] | 千人 [比率]<br>'000 [Rate] | 千人 [比率]<br>'000 [Rate] |
| 專上教育 - 文憑/證書<br>Post-secondary - diploma/certificate |                        |                        |                        |                        |                        |                        |                        |                        |                        |
| 15 - 24  | 7.9 [44.4]             | 5.7 [49.5]             | 13.6 [46.4]            | 7.1 [48.3]             | 5.3 [51.4]             | 12.4 [49.6]            | 7.0 [51.5]             | 5.1 [48.8]             | 12.1 [50.3]            |
| 25 - 39  | 28.7 [94.1]            | 32.8 [82.6]            | 61.5 [87.6]            | 25.2 [92.9]            | 29.7 [84.9]            | 54.9 [88.4]            | 25.7 [92.9]            | 30.0 [84.4]            | 55.7 [88.1]            |
| ≥ 40   | 39.0 [70.6]            | 47.1 [60.6]            | 86.1 [64.7]            | 37.6 [70.8]            | 39.5 [56.7]            | 77.1 [62.8]            | 37.0 [69.8]            | 37.9 [54.9]            | 75.0 [61.4]            |
| 小計<br>Sub-total                                      | 75.5 [73.0]            | 85.6 [66.4]            | 161.2 [69.3]           | 69.9 [73.6]            | 74.4 [64.8]            | 144.4 [68.8]           | 69.7 [73.9]            | 73.0 [63.5]            | 142.8 [68.2]           |
| 專上教育 - 副學位<br>Post-secondary - sub-degree            |                        |                        |                        |                        |                        |                        |                        |                        |                        |
| 15 - 24  | 20.8 [43.7]            | 20.1 [49.3]            | 40.9 [46.3]            | 20.4 [49.8]            | 15.8 [51.7]            | 36.2 [50.6]            | 20.9 [46.9]            | 16.3 [46.0]            | 37.2 [46.5]            |
| 25 - 39  | 65.1 [94.9]            | 57.2 [82.2]            | 122.3 [88.5]           | 68.8 [95.2]            | 60.0 [81.3]            | 128.8 [88.2]           | 69.5 [95.5]            | 62.6 [80.5]            | 132.1 [87.7]           |
| ≥ 40   | 47.3 [68.1]            | 36.2 [57.1]            | 83.5 [62.8]            | 52.2 [73.8]            | 35.7 [57.9]            | 87.9 [66.4]            | 48.6 [70.7]            | 33.6 [57.3]            | 82.2 [64.5]            |
| 小計<br>Sub-total                                      | 133.2 [71.7]           | 113.6 [65.3]           | 246.7 [68.6]           | 141.4 [76.9]           | 111.4 [67.2]           | 252.8 [72.3]           | 139.0 [74.7]           | 112.6 [65.5]           | 251.5 [70.3]           |

表 1.3 按教育程度、年齡及性別劃分的勞動人口 (續)

Table 1.3 Labour force by educational attainment, age and sex (Cont'd.)

| 教育程度/年齡組別<br>Educational attainment/<br>Age group | 2020<br>第4季<br>Q4      |                        |                        | 2021<br>第3季<br>Q3      |                        |                        | 2021<br>第4季<br>Q4      |                        |                        |
|---|------------------------|------------------------|------------------------|------------------------|------------------------|------------------------|------------------------|------------------------|------------------------|
|   | 男<br>Male              | 女<br>Female            | 男女合計<br>Both sexes     | 男<br>Male              | 女<br>Female            | 男女合計<br>Both sexes     | 男<br>Male              | 女<br>Female            | 男女合計<br>Both sexes     |
|   | 千人 [比率]<br>'000 [Rate] | 千人 [比率]<br>'000 [Rate] | 千人 [比率]<br>'000 [Rate] | 千人 [比率]<br>'000 [Rate] | 千人 [比率]<br>'000 [Rate] | 千人 [比率]<br>'000 [Rate] | 千人 [比率]<br>'000 [Rate] | 千人 [比率]<br>'000 [Rate] | 千人 [比率]<br>'000 [Rate] |
| 專上教育 - 學位<br>Post-secondary - degree              |                        |                        |                        |                        |                        |                        |                        |                        |                        |
| 15 - 24   | 53.4 [43.1]            | 61.0 [43.5]            | 114.4 [43.3]           | 46.8 [42.0]            | 67.2 [49.6]            | 114.0 [46.2]           | 52.0 [40.7]            | 60.9 [40.5]            | 112.9 [40.6]           |
| 25 - 39   | 304.1 [95.0]           | 336.2 [87.7]           | 640.3 [91.0]           | 302.6 [95.5]           | 334.2 [88.6]           | 636.8 [91.8]           | 297.5 [95.2]           | 332.7 [88.1]           | 630.2 [91.3]           |
| ≥ 40  | 291.0 [78.6]           | 219.2 [70.3]           | 510.2 [74.8]           | 285.1 [78.1]           | 224.1 [69.4]           | 509.2 [74.0]           | 290.5 [77.5]           | 226.8 [68.1]           | 517.2 [73.1]           |
| 小計<br>Sub-total                                   | 648.5 [79.7]           | 616.4 [73.8]           | 1 264.9 [76.7]         | 634.5 [80.0]           | 625.4 [74.8]           | 1 259.9 [77.3]         | 639.9 [78.5]           | 620.3 [72.0]           | 1 260.3 [75.2]         |
| 合計<br>Overall                                     | 1 940.4 [66.5]         | 1 934.0 [53.9]         | 3 874.4 [59.6]         | 1 905.2 [65.6]         | 1 933.4 [54.2]         | 3 838.6 [59.3]         | 1 902.3 [65.2]         | 1 921.7 [53.6]         | 3 824.0 [58.8]         |

註釋：方括號內的數字是指在某一特定教育程度/年齡/性別組別人士的勞動人口參與率(百分比)。

(1) 具初中教育程度的人士是指具中一至中三教育程度或同等學歷的人士。

(2) 具高中教育程度的人士是指具中學舊學制的四至七年級及新學制的四至六年級或同等程度，毅進計劃／毅進文憑以及工藝程度教育的人士。

Notes: Figures in square brackets refer to labour force participation rate (%) in respect of persons in the specified educational attainment/age/sex group.

(1) Persons with educational attainment at lower secondary level refer to those with Secondary 1-3 education or equivalent level.

(2) Persons with educational attainment at upper secondary level refer to those with Secondary 4-7 of old academic structure, Secondary 4-6 of new academic structure or equivalent, Project Yi Jin/Yi Jin Diploma and craft level.

表 1.3A 按教育程度、年齡及性別劃分的勞動人口 (不包括外籍家庭傭工)

Table 1.3A Labour force by educational attainment, age and sex (excluding foreign domestic helpers)

| 教育程度/年齡組別<br>Educational attainment/<br>Age group   | 2020<br>第4季<br>Q4      |                        |                        | 2021<br>第3季<br>Q3      |                        |                        | 2021<br>第4季<br>Q4      |                        |                        |
|---|------------------------|------------------------|------------------------|------------------------|------------------------|------------------------|------------------------|------------------------|------------------------|
|   | 男<br>Male              | 女<br>Female            | 男女合計<br>Both sexes     | 男<br>Male              | 女<br>Female            | 男女合計<br>Both sexes     | 男<br>Male              | 女<br>Female            | 男女合計<br>Both sexes     |
|   | 千人 [比率]<br>'000 [Rate] | 千人 [比率]<br>'000 [Rate] | 千人 [比率]<br>'000 [Rate] | 千人 [比率]<br>'000 [Rate] | 千人 [比率]<br>'000 [Rate] | 千人 [比率]<br>'000 [Rate] | 千人 [比率]<br>'000 [Rate] | 千人 [比率]<br>'000 [Rate] | 千人 [比率]<br>'000 [Rate] |
| 小學及以下<br>Primary and below                          |                        |                        |                        |                        |                        |                        |                        |                        |                        |
| 15 - 24   | ‡ [‡]                  | ‡ [‡]                  | ‡ [‡]                  | 0.8 [100.0]†           | ‡ [‡]                  | 0.8 [69.8] †           | ‡ [‡]                  | ‡ [‡]                  | ‡ [‡]                  |
| 25 - 39   | 2.7 [68.4] †           | 4.1 [35.2]             | 6.7 [43.5]             | 3.0 [71.4] †           | 2.3 [29.9] †           | 5.3 [44.3]             | 3.3 [70.8] †           | 1.5 [20.8] †           | 4.8 [40.4]             |
| ≥ 40  | 140.7 [33.1]           | 135.2 [19.6]           | 275.8 [24.7]           | 123.9 [29.8]           | 131.8 [19.0]           | 255.8 [23.1]           | 130.5 [30.8]           | 129.2 [18.7]           | 259.7 [23.3]           |
| 小計<br>Sub-total                                     | 143.3 [33.4]           | 139.4 [19.8]           | 282.7 [25.0]           | 127.7 [30.3]           | 134.2 [19.1]           | 261.8 [23.3]           | 134.2 [31.3]           | 130.7 [18.7]           | 264.9 [23.5]           |
| 初中 <sup>(1)</sup><br>Lower secondary <sup>(1)</sup> |                        |                        |                        |                        |                        |                        |                        |                        |                        |
| 15 - 24   | 5.5 [34.5]             | 1.7 [14.7] †           | 7.3 [26.1]             | 6.3 [23.6]             | 3.3 [17.7] †           | 9.6 [21.2]             | 4.9 [27.6]             | 2.5 [23.7] †           | 7.4 [26.1]             |
| 25 - 39   | 45.4 [89.6]            | 20.9 [39.5]            | 66.3 [64.0]            | 42.2 [87.9]            | 21.1 [41.3]            | 63.3 [63.8]            | 43.9 [90.3]            | 20.9 [40.6]            | 64.8 [64.7]            |
| ≥ 40  | 239.5 [63.4]           | 157.4 [41.6]           | 396.9 [52.5]           | 238.1 [60.2]           | 160.4 [41.6]           | 398.5 [51.0]           | 237.4 [60.5]           | 160.1 [41.7]           | 397.5 [51.2]           |
| 小計<br>Sub-total                                     | 290.5 [65.4]           | 180.0 [40.6]           | 470.5 [53.0]           | 286.5 [60.9]           | 184.9 [40.6]           | 471.4 [50.9]           | 286.2 [62.4]           | 183.4 [41.1]           | 469.6 [51.9]           |
| 高中 <sup>(2)</sup><br>Upper secondary <sup>(2)</sup> |                        |                        |                        |                        |                        |                        |                        |                        |                        |
| 15 - 24   | 33.1 [28.0]            | 21.7 [21.0]            | 54.8 [24.8]            | 36.2 [31.2]            | 22.5 [22.4]            | 58.7 [27.1]            | 28.8 [25.6]            | 19.8 [20.2]            | 48.6 [23.1]            |
| 25 - 39   | 195.7 [94.2]           | 141.7 [66.7]           | 337.4 [80.3]           | 191.8 [93.1]           | 142.2 [66.7]           | 334.0 [79.7]           | 192.8 [93.1]           | 139.7 [66.5]           | 332.5 [79.7]           |
| ≥ 40  | 418.5 [68.3]           | 352.3 [50.1]           | 770.8 [58.6]           | 415.0 [67.5]           | 360.9 [51.1]           | 775.9 [58.7]           | 408.9 [66.8]           | 368.0 [51.8]           | 776.9 [58.7]           |
| 小計<br>Sub-total                                     | 647.3 [69.0]           | 515.6 [50.6]           | 1 163.0 [59.4]         | 643.0 [68.6]           | 525.6 [51.6]           | 1 168.6 [59.7]         | 630.5 [67.7]           | 527.5 [51.8]           | 1 158.0 [59.4]         |

表 1.3A 按教育程度、年齡及性別劃分的勞動人口 (不包括外籍家庭傭工) (續)

Table 1.3A Labour force by educational attainment, age and sex (excluding foreign domestic helpers) (Cont'd.)

| 教育程度/年齡組別<br>Educational attainment/<br>Age group    | 2020<br>第4季<br>Q4      |                        |                        | 2021<br>第3季<br>Q3      |                        |                        | 2021<br>第4季<br>Q4      |                        |                        |
|--|------------------------|------------------------|------------------------|------------------------|------------------------|------------------------|------------------------|------------------------|------------------------|
|  | 男<br>Male              | 女<br>Female            | 男女合計<br>Both sexes     | 男<br>Male              | 女<br>Female            | 男女合計<br>Both sexes     | 男<br>Male              | 女<br>Female            | 男女合計<br>Both sexes     |
|  | 千人 [比率]<br>'000 [Rate] | 千人 [比率]<br>'000 [Rate] | 千人 [比率]<br>'000 [Rate] | 千人 [比率]<br>'000 [Rate] | 千人 [比率]<br>'000 [Rate] | 千人 [比率]<br>'000 [Rate] | 千人 [比率]<br>'000 [Rate] | 千人 [比率]<br>'000 [Rate] | 千人 [比率]<br>'000 [Rate] |
| 專上教育 - 文憑/證書<br>Post-secondary - diploma/certificate |                        |                        |                        |                        |                        |                        |                        |                        |                        |
| 15 - 24  | 7.9 [44.4]             | 5.7 [49.5]             | 13.6 [46.4]            | 7.1 [48.3]             | 5.3 [51.4]             | 12.4 [49.6]            | 7.0 [51.5]             | 5.1 [48.8]             | 12.1 [50.3]            |
| 25 - 39  | 28.7 [94.1]            | 26.1 [79.1]            | 54.8 [86.3]            | 25.2 [92.9]            | 23.8 [81.8]            | 49.0 [87.1]            | 25.7 [92.9]            | 22.6 [80.3]            | 48.3 [86.5]            |
| ≥ 40   | 38.8 [70.5]            | 42.2 [57.9]            | 81.0 [63.3]            | 37.2 [70.6]            | 33.9 [53.0]            | 71.1 [60.9]            | 37.0 [69.8]            | 31.9 [50.6]            | 68.9 [59.4]            |
| 小計<br>Sub-total                                      | 75.4 [73.0]            | 74.0 [63.0]            | 149.5 [67.7]           | 69.6 [73.5]            | 63.0 [60.9]            | 132.6 [66.9]           | 69.7 [73.9]            | 59.7 [58.7]            | 129.4 [66.0]           |
| 專上教育 - 副學位<br>Post-secondary - sub-degree            |                        |                        |                        |                        |                        |                        |                        |                        |                        |
| 15 - 24  | 20.8 [43.7]            | 20.1 [49.3]            | 40.9 [46.3]            | 20.4 [49.8]            | 15.8 [51.7]            | 36.2 [50.6]            | 20.9 [46.9]            | 16.3 [46.0]            | 37.2 [46.5]            |
| 25 - 39  | 65.1 [94.9]            | 56.1 [81.9]            | 121.2 [88.4]           | 68.8 [95.2]            | 57.3 [80.6]            | 126.1 [88.0]           | 69.5 [95.5]            | 60.9 [80.1]            | 130.4 [87.6]           |
| ≥ 40   | 47.3 [68.1]            | 34.0 [55.6]            | 81.3 [62.2]            | 52.0 [73.7]            | 33.9 [56.6]            | 85.8 [65.9]            | 48.6 [70.7]            | 32.1 [56.2]            | 80.7 [64.1]            |
| 小計<br>Sub-total                                      | 133.2 [71.7]           | 110.3 [64.7]           | 243.5 [68.3]           | 141.1 [76.8]           | 107.0 [66.3]           | 248.1 [71.9]           | 139.0 [74.7]           | 109.4 [64.8]           | 248.3 [70.0]           |

表 1.3A 按教育程度、年齡及性別劃分的勞動人口 (不包括外籍家庭傭工) (續)

Table 1.3A Labour force by educational attainment, age and sex (excluding foreign domestic helpers) (Cont'd.)

| 教育程度/年齡組別<br>Educational attainment/<br>Age group | 2020<br>第4季<br>Q4      |                        |                        | 2021<br>第3季<br>Q3      |                        |                        | 2021<br>第4季<br>Q4      |                        |                        |
|---|------------------------|------------------------|------------------------|------------------------|------------------------|------------------------|------------------------|------------------------|------------------------|
|   | 男<br>Male              | 女<br>Female            | 男女合計<br>Both sexes     | 男<br>Male              | 女<br>Female            | 男女合計<br>Both sexes     | 男<br>Male              | 女<br>Female            | 男女合計<br>Both sexes     |
|   | 千人 [比率]<br>'000 [Rate] | 千人 [比率]<br>'000 [Rate] | 千人 [比率]<br>'000 [Rate] | 千人 [比率]<br>'000 [Rate] | 千人 [比率]<br>'000 [Rate] | 千人 [比率]<br>'000 [Rate] | 千人 [比率]<br>'000 [Rate] | 千人 [比率]<br>'000 [Rate] | 千人 [比率]<br>'000 [Rate] |
| 專上教育 - 學位<br>Post-secondary - degree              |                        |                        |                        |                        |                        |                        |                        |                        |                        |
| 15 - 24   | 53.4 [43.1]            | 60.8 [43.4]            | 114.2 [43.3]           | 46.8 [42.0]            | 67.2 [49.6]            | 114.0 [46.2]           | 52.0 [40.7]            | 60.9 [40.5]            | 112.9 [40.6]           |
| 25 - 39   | 303.8 [95.0]           | 320.0 [87.1]           | 623.8 [90.8]           | 302.6 [95.5]           | 316.8 [88.0]           | 619.4 [91.5]           | 297.5 [95.2]           | 319.0 [87.6]           | 616.5 [91.1]           |
| ≥ 40  | 291.0 [78.6]           | 207.5 [69.1]           | 498.5 [74.4]           | 285.0 [78.1]           | 211.4 [68.1]           | 496.3 [73.5]           | 290.5 [77.5]           | 212.1 [66.6]           | 502.5 [72.5]           |
| 小計<br>Sub-total                                   | 648.2 [79.7]           | 588.3 [72.8]           | 1 236.5 [76.3]         | 634.3 [80.0]           | 595.4 [73.9]           | 1 229.7 [76.9]         | 639.9 [78.5]           | 592.0 [71.1]           | 1 231.9 [74.8]         |
| 合計<br>Overall                                     | 1 937.9 [66.5]         | 1 607.6 [49.3]         | 3 545.5 [57.4]         | 1 902.2 [65.6]         | 1 610.0 [49.6]         | 3 512.2 [57.1]         | 1 899.5 [65.2]         | 1 602.6 [49.1]         | 3 502.1 [56.7]         |

註釋：方括號內的數字是指在某一特定教育程度/年齡/性別組別人士的勞動人口參與率(百分比)。

(1) 具初中教育程度的人士是指具中一至中三教育程度或同等學歷的人士。

(2) 具高中教育程度的人士是指具中學舊學制的四至七年級及新學制的四至六年級或同等程度，毅進計劃／毅進文憑以及工藝程度教育的人士。

Notes: Figures in square brackets refer to labour force participation rate (%) in respect of persons in the specified educational attainment/age/sex group.

(1) Persons with educational attainment at lower secondary level refer to those with Secondary 1-3 education or equivalent level.

(2) Persons with educational attainment at upper secondary level refer to those with Secondary 4-7 of old academic structure, Secondary 4-6 of new academic structure or equivalent, Project Yi Jin/Yi Jin Diploma and craft level.



表 2.1 按年齡及性別劃分的失業人數

Table 2.1 Unemployed persons by age and sex

| 年齡組別<br>Age group | 2020<br>第4季<br>Q4      |                        |                        | 2021<br>第3季<br>Q3      |                        |                        | 2021<br>第4季<br>Q4      |                        |                        |
|-------------------|------------------------|------------------------|------------------------|------------------------|------------------------|------------------------|------------------------|------------------------|------------------------|
|                   | 男<br>Male              | 女<br>Female            | 男女合計<br>Both sexes     | 男<br>Male              | 女<br>Female            | 男女合計<br>Both sexes     | 男<br>Male              | 女<br>Female            | 男女合計<br>Both sexes     |
|                   | 千人 [比率]<br>'000 [Rate] | 千人 [比率]<br>'000 [Rate] | 千人 [比率]<br>'000 [Rate] | 千人 [比率]<br>'000 [Rate] | 千人 [比率]<br>'000 [Rate] | 千人 [比率]<br>'000 [Rate] | 千人 [比率]<br>'000 [Rate] | 千人 [比率]<br>'000 [Rate] | 千人 [比率]<br>'000 [Rate] |
| 15 - 19           | 2.2 [21.6] †           | 1.2 [13.0] †           | 3.4 [17.6]             | 2.2 [18.7] †           | 2.1 [15.2] †           | 4.3 [16.8]             | 1.3 [15.9] †           | 1.0 [8.3] †            | 2.3 [11.5] †           |
| 20 - 24           | 21.9 [19.8]            | 16.1 [14.7]            | 37.9 [17.2]            | 18.7 [17.7]            | 12.6 [12.0]            | 31.3 [14.8]            | 9.8 [9.3]              | 7.3 [7.4]              | 17.1 [8.4]             |
| 25 - 29           | 20.8 [10.3]            | 11.9 [5.5]             | 32.7 [7.8]             | 14.4 [7.3]             | 10.8 [5.0]             | 25.2 [6.1]             | 12.0 [6.0]             | 7.9 [3.7]              | 19.9 [4.8]             |
| 30 - 34           | 11.4 [5.2]             | 11.3 [4.4]             | 22.6 [4.8]             | 11.0 [5.1]             | 8.5 [3.5]              | 19.5 [4.2]             | 8.8 [4.1]              | 6.5 [2.7]              | 15.3 [3.4]             |
| 35 - 39           | 9.1 [4.1]              | 10.9 [3.9]             | 20.0 [4.0]             | 7.6 [3.4]              | 5.9 [2.2]              | 13.4 [2.7]             | 6.2 [2.8]              | 6.3 [2.3]              | 12.5 [2.6]             |
| 40 - 44           | 12.7 [5.9]             | 8.5 [3.4]              | 21.2 [4.5]             | 10.2 [4.8]             | 5.3 [2.0]              | 15.5 [3.3]             | 7.6 [3.5]              | 6.0 [2.3]              | 13.6 [2.9]             |
| 45 - 49           | 13.9 [6.3]             | 10.5 [4.4]             | 24.4 [5.3]             | 8.9 [4.1]              | 8.6 [3.6]              | 17.5 [3.8]             | 8.3 [3.9]              | 8.0 [3.2]              | 16.2 [3.5]             |
| 50 - 54           | 17.7 [8.5]             | 12.0 [5.5]             | 29.8 [6.9]             | 8.2 [3.9]              | 6.6 [3.1]              | 14.8 [3.5]             | 9.0 [4.3]              | 6.5 [3.0]              | 15.5 [3.6]             |
| 55 - 59           | 19.5 [8.1]             | 8.3 [4.2]              | 27.8 [6.4]             | 13.9 [6.1]             | 8.6 [4.3]              | 22.5 [5.2]             | 9.8 [4.4]              | 6.2 [3.1]              | 16.0 [3.8]             |
| ≥ 60              | 17.7 [6.0]             | 6.8 [4.4]              | 24.4 [5.5]             | 11.3 [3.9]             | 5.1 [3.1]              | 16.5 [3.7]             | 10.4 [3.6]             | 4.4 [2.7]              | 14.8 [3.3]             |
| 合計<br>Overall     | 146.9 [7.6]            | 97.3 [5.0]             | 244.2 [6.3]            | 106.4 [5.6]            | 74.2 [3.8]             | 180.6 [4.7]            | 83.3 [4.4]             | 60.1 [3.1]             | 143.3 [3.7]            |

註釋：方括號內的數字是指在某一特定年齡/性別組別人士的失業率(百分比)。

Note: Figures in square brackets refer to unemployment rate (%) in respect of persons in the specified age/sex group.

表 2.2 按教育程度及性別劃分的失業人數

Table 2.2 Unemployed persons by educational attainment and sex

|   | 2020<br>第4季<br>Q4      |                        |                        | 2021<br>第3季<br>Q3      |                        |                        | 2021<br>第4季<br>Q4      |                        |                        |
|---|------------------------|------------------------|------------------------|------------------------|------------------------|------------------------|------------------------|------------------------|------------------------|
|   | 男<br>Male              | 女<br>Female            | 男女合計<br>Both sexes     | 男<br>Male              | 女<br>Female            | 男女合計<br>Both sexes     | 男<br>Male              | 女<br>Female            | 男女合計<br>Both sexes     |
| 教育程度<br>Educational attainment                          | 千人 [比率]<br>'000 [Rate] | 千人 [比率]<br>'000 [Rate] | 千人 [比率]<br>'000 [Rate] | 千人 [比率]<br>'000 [Rate] | 千人 [比率]<br>'000 [Rate] | 千人 [比率]<br>'000 [Rate] | 千人 [比率]<br>'000 [Rate] | 千人 [比率]<br>'000 [Rate] | 千人 [比率]<br>'000 [Rate] |
| 小學及以下<br>Primary and below                              | 12.7 [8.9]             | 6.0 [3.5]              | 18.7 [5.9]             | 8.6 [6.8]              | 4.4 [2.6]              | 13.1 [4.4]             | 5.9 [4.4]              | 3.4 [2.0]              | 9.3 [3.1]              |
| 初中 <sup>(1)</sup><br>Lower secondary <sup>(1)</sup>     | 30.8 [10.6]            | 13.5 [6.4]             | 44.3 [8.8]             | 18.8 [6.6]             | 10.6 [4.9]             | 29.5 [5.8]             | 14.6 [5.1]             | 8.8 [4.1]              | 23.5 [4.7]             |
| 高中 <sup>(2)</sup><br>Upper secondary <sup>(2)</sup>     | 51.2 [7.9]             | 35.3 [4.8]             | 86.4 [6.3]             | 38.4 [6.0]             | 23.5 [3.2]             | 62.0 [4.5]             | 31.2 [4.9]             | 21.6 [2.9]             | 52.8 [3.9]             |
| 專上教育 - 文憑/證書<br>Post-secondary -<br>diploma/certificate | 5.2 [6.9]              | 5.4 [6.3]              | 10.6 [6.6]             | 3.5 [5.0]              | 3.8 [5.2]              | 7.3 [5.1]              | 3.7 [5.3] †            | 3.3 [4.6] †            | 7.0 [4.9]              |
| 專上教育 - 副學位<br>Post-secondary -<br>sub-degree            | 12.5 [9.4]             | 9.5 [8.4]              | 22.0 [8.9]             | 10.0 [7.1]             | 6.3 [5.7]              | 16.3 [6.4]             | 6.3 [4.5]              | 3.7 [3.3]              | 10.1 [4.0]             |
| 專上教育 - 學位<br>Post-secondary -<br>degree                 | 34.5 [5.3]             | 27.5 [4.5]             | 62.0 [4.9]             | 27.0 [4.3]             | 25.5 [4.1]             | 52.5 [4.2]             | 21.5 [3.4]             | 19.2 [3.1]             | 40.7 [3.2]             |
| 合計<br>Overall   | 146.9 [7.6]            | 97.3 [5.0]             | 244.2 [6.3]            | 106.4 [5.6]            | 74.2 [3.8]             | 180.6 [4.7]            | 83.3 [4.4]             | 60.1 [3.1]             | 143.3 [3.7]            |

註釋：方括號內的數字是指在某一特定教育程度/性別組別人士的失業率(百分比)。

(1) 具初中教育程度的人士是指具中一至中三教育程度或同等學歷的人士。

(2) 具高中教育程度的人士是指具中學舊學制的四至七年級及新學制的四至六年級或同等程度，毅進計劃/毅進文憑以及工藝程度教育的人士。

Notes: Figures in square brackets refer to unemployment rate (%) in respect of persons in the specified educational attainment/sex group.

(1) Persons with educational attainment at lower secondary level refer to those with Secondary 1-3 education or equivalent level.

(2) Persons with educational attainment at upper secondary level refer to those with Secondary 4-7 of old academic structure, Secondary 4-6 of new academic structure or equivalent, Project Yi Jin/Yi Jin Diploma and craft level.

表 2.3 按持續失業時間、年齡及性別劃分的失業人數

Table 2.3 Unemployed persons by duration of unemployment, age and sex

| 持續失業時間(月)/年齡組別<br>Duration of unemployment<br>(months)/Age group | 2020<br>第4季<br>Q4   |                     |                     | 2021<br>第3季<br>Q3   |                     |                     | 2021<br>第4季<br>Q4   |                     |                     |  |  |  |
|--|---------------------|---------------------|---------------------|---------------------|---------------------|---------------------|---------------------|---------------------|---------------------|--|--|--|
|  | 男<br>Male           | 女<br>Female         | 男女合計<br>Both sexes  | 男<br>Male           | 女<br>Female         | 男女合計<br>Both sexes  | 男<br>Male           | 女<br>Female         | 男女合計<br>Both sexes  |  |  |  |
|  | 千人(百分比)<br>'000 (%) | 千人(百分比)<br>'000 (%) | 千人(百分比)<br>'000 (%) | 千人(百分比)<br>'000 (%) | 千人(百分比)<br>'000 (%) | 千人(百分比)<br>'000 (%) | 千人(百分比)<br>'000 (%) | 千人(百分比)<br>'000 (%) | 千人(百分比)<br>'000 (%) |  |  |  |
| < 1  |                     |                     |                     |                     |                     |                     |                     |                     |                     |  |  |  |
| 15 - 24  | 4.4 (3.0)           | 3.5 (3.6)           | 7.9 (3.2)           | 5.5 (5.1)           | 3.8 (5.1) †         | 9.3 (5.1)           | 2.9 (3.4) †         | 2.5 (4.1) †         | 5.4 (3.7)           |  |  |  |
| 25 - 39  | 7.2 (4.9)           | 6.1 (6.3)           | 13.4 (5.5)          | 8.1 (7.6)           | 5.1 (6.9)           | 13.2 (7.3)          | 5.1 (6.1)           | 4.0 (6.7)           | 9.1 (6.4)           |  |  |  |
| ≥ 40   | 12.9 (8.8)          | 7.5 (7.7)           | 20.4 (8.4)          | 8.8 (8.2)           | 5.1 (6.8)           | 13.8 (7.7)          | 10.0 (12.0)         | 6.1 (10.2)          | 16.1 (11.2)         |  |  |  |
| 小計<br>Sub-total  | 24.6 (16.7)         | 17.1 (17.6)         | 41.7 (17.1)         | 22.3 (21.0)         | 14.0 (18.8)         | 36.3 (20.1)         | 17.9 (21.5)         | 12.7 (21.1)         | 30.6 (21.3)         |  |  |  |
| 1 - < 2  |                     |                     |                     |                     |                     |                     |                     |                     |                     |  |  |  |
| 15 - 24  | 3.1 (2.1) †         | 2.3 (2.4) †         | 5.4 (2.2)           | 3.7 (3.4) †         | 3.3 (4.5)           | 7.0 (3.9)           | 2.4 (2.9) †         | 1.2 (1.9) †         | 3.6 (2.5)           |  |  |  |
| 25 - 39  | 5.3 (3.6)           | 5.3 (5.4)           | 10.6 (4.3)          | 4.1 (3.8)           | 3.1 (4.2) †         | 7.2 (4.0)           | 4.3 (5.2)           | 3.0 (4.9)           | 7.3 (5.1)           |  |  |  |
| ≥ 40   | 9.9 (6.8)           | 4.8 (5.0)           | 14.8 (6.0)          | 6.1 (5.8)           | 3.3 (4.5)           | 9.4 (5.2)           | 6.2 (7.4)           | 4.7 (7.8)           | 10.8 (7.6)          |  |  |  |
| 小計<br>Sub-total  | 18.3 (12.4)         | 12.4 (12.8)         | 30.7 (12.6)         | 13.9 (13.0)         | 9.8 (13.2)          | 23.7 (13.1)         | 12.9 (15.5)         | 8.8 (14.6)          | 21.7 (15.1)         |  |  |  |
| 2 - < 3  |                     |                     |                     |                     |                     |                     |                     |                     |                     |  |  |  |
| 15 - 24  | 3.5 (2.4) †         | 2.6 (2.7) †         | 6.1 (2.5)           | 1.6 (1.5) †         | 2.3 (3.2) †         | 3.9 (2.2) †         | 2.6 (3.1) †         | 0.7 (1.2) †         | 3.3 (2.3) †         |  |  |  |
| 25 - 39  | 3.9 (2.7)           | 3.8 (3.9)           | 7.7 (3.1)           | 2.5 (2.4) †         | 3.1 (4.2) †         | 5.6 (3.1)           | 3.5 (4.2) †         | 2.8 (4.7)           | 6.3 (4.4)           |  |  |  |
| ≥ 40   | 6.2 (4.2)           | 3.9 (4.0) †         | 10.1 (4.2)          | 6.2 (5.8)           | 3.5 (4.7)           | 9.7 (5.4)           | 4.2 (5.0)           | 3.8 (6.4) †         | 8.0 (5.6)           |  |  |  |
| 小計<br>Sub-total  | 13.6 (9.2)          | 10.3 (10.6)         | 23.9 (9.8)          | 10.3 (9.7)          | 8.9 (12.0)          | 19.3 (10.7)         | 10.3 (12.3)         | 7.4 (12.3)          | 17.7 (12.3)         |  |  |  |

表 2.3 按持續失業時間、年齡及性別劃分的失業人數 (續)

Table 2.3 Unemployed persons by duration of unemployment, age and sex (Cont'd.)

| 持續失業時間(月)/年齡組別<br>Duration of unemployment<br>(months)/Age group | 2020<br>第4季<br>Q4    |                      |                      | 2021<br>第3季<br>Q3    |                      |                      | 2021<br>第4季<br>Q4    |                      |                      |
|--|----------------------|----------------------|----------------------|----------------------|----------------------|----------------------|----------------------|----------------------|----------------------|
|  | 男<br>Male            | 女<br>Female          | 男女合計<br>Both sexes   | 男<br>Male            | 女<br>Female          | 男女合計<br>Both sexes   | 男<br>Male            | 女<br>Female          | 男女合計<br>Both sexes   |
|  | 千人 (百分比)<br>'000 (%) | 千人 (百分比)<br>'000 (%) | 千人 (百分比)<br>'000 (%) | 千人 (百分比)<br>'000 (%) | 千人 (百分比)<br>'000 (%) | 千人 (百分比)<br>'000 (%) | 千人 (百分比)<br>'000 (%) | 千人 (百分比)<br>'000 (%) | 千人 (百分比)<br>'000 (%) |
| 3 - < 6  |                      |                      |                      |                      |                      |                      |                      |                      |                      |
| 15 - 24  | 5.7 (3.9)            | 3.1 (3.2) †          | 8.8 (3.6)            | 3.1 (2.9) †          | 2.4 (3.3) †          | 5.5 (3.0)            | 1.1 (1.3) †          | 2.1 (3.4) †          | 3.2 (2.2) †          |
| 25 - 39  | 8.2 (5.6)            | 5.4 (5.6)            | 13.6 (5.6)           | 4.7 (4.4)            | 3.8 (5.1)            | 8.5 (4.7)            | 5.7 (6.9) †          | 3.4 (5.6) †          | 9.1 (6.4)            |
| ≥ 40   | 17.6 (12.0)          | 7.2 (7.4)            | 24.8 (10.1)          | 6.9 (6.5)            | 4.5 (6.1)            | 11.4 (6.3)           | 4.4 (5.3)            | 4.2 (7.0)            | 8.6 (6.0)            |
| 小計<br>Sub-total  | 31.5 (21.4)          | 15.7 (16.1)          | 47.2 (19.3)          | 14.6 (13.7)          | 10.7 (14.5)          | 25.4 (14.0)          | 11.2 (13.5)          | 9.7 (16.1)           | 20.9 (14.6)          |
| ≥ 6  |                      |                      |                      |                      |                      |                      |                      |                      |                      |
| 15 - 24  | 7.4 (5.1)            | 5.7 (5.9)            | 13.2 (5.4)           | 7.1 (6.7)            | 2.9 (3.9) †          | 9.9 (5.5)            | 2.2 (2.7) †          | 1.8 (3.0) †          | 4.0 (2.8)            |
| 25 - 39  | 16.7 (11.3)          | 13.4 (13.8)          | 30.1 (12.3)          | 13.6 (12.8)          | 10.0 (13.5)          | 23.6 (13.1)          | 8.4 (10.1)           | 7.5 (12.4)           | 15.9 (11.1)          |
| ≥ 40   | 34.9 (23.8)          | 22.6 (23.2)          | 57.5 (23.6)          | 24.6 (23.1)          | 17.9 (24.2)          | 42.5 (23.5)          | 20.3 (24.4)          | 12.3 (20.4)          | 32.6 (22.7)          |
| 小計<br>Sub-total  | 59.0 (40.2)          | 41.8 (42.9)          | 100.8 (41.3)         | 45.2 (42.5)          | 30.8 (41.5)          | 76.0 (42.1)          | 31.0 (37.2)          | 21.5 (35.9)          | 52.5 (36.6)          |
| 總計<br>Total  | 146.9 (100.0)        | 97.3 (100.0)         | 244.2 (100.0)        | 106.4 (100.0)        | 74.2 (100.0)         | 180.6 (100.0)        | 83.3 (100.0)         | 60.1 (100.0)         | 143.3 (100.0)        |
| 中位數 (日)<br>Median (days)   | 140                  | 131                  | 137                  | 127                  | 127                  | 127                  | 96                   | 100                  | 98                   |

表 3.1 按以前從事的詳細行業劃分的曾工作失業人數\*\*  
Table 3.1 Unemployed persons with a previous job\*\* by detailed previous industry

| 以前從事的詳細行業<br>Detailed previous industry   | 2020<br>第4季<br>Q4   |                       |              | 2021<br>第3季<br>Q3   |                       |              | 2021<br>第4季<br>Q4   |                       |              |
|---|---------------------|-----------------------|--------------|---------------------|-----------------------|--------------|---------------------|-----------------------|--------------|
|   | 人數<br>No.<br>(’000) | [比率]<br>[Rate]<br>(%) | (百分比)<br>(%) | 人數<br>No.<br>(’000) | [比率]<br>[Rate]<br>(%) | (百分比)<br>(%) | 人數<br>No.<br>(’000) | [比率]<br>[Rate]<br>(%) | (百分比)<br>(%) |
| 製造<br>Manufacturing   | 6.5                 | [6.1]                 | (2.9)        | 6.6                 | [6.8]                 | (4.1)        | 5.3                 | [5.6]                 | (4.1)        |
| 紡織品、成衣、皮革及<br>相關製品的製造<br>Manufacture of textiles, wearing<br>apparel, leather and related products                    | 1.2                 | [15.4]                | (0.5) †      | 0.6                 | [10.7]                | (0.4) †      | ‡                   | [‡]                   | (‡)          |
| 其他製造業<br>Other manufacturing  | 5.2                 | [5.3]                 | (2.3)        | 6.0                 | [6.5]                 | (3.8)        | 5.2                 | [5.9]                 | (4.0)        |
| 建造<br>Construction  | 37.5                | [10.6]                | (16.7)       | 24.3                | [6.8]                 | (15.3)       | 18.1                | [5.1]                 | (14.0)       |
| 地基及上蓋工程<br>Foundation and superstructure  | 25.0                | [9.4]                 | (11.1)       | 16.1                | [5.8]                 | (10.1)       | 13.6                | [4.9]                 | (10.4)       |
| 樓房裝飾、修葺及保養<br>Decoration, repair and maintenance<br>for buildings   | 12.5                | [14.6]                | (5.6)        | 8.2                 | [10.2]                | (5.2)        | 4.6                 | [5.9]                 | (3.5)        |
| 進出口貿易及批發<br>Import/export trade and wholesale   | 17.3                | [5.3]                 | (7.7)        | 13.1                | [4.1]                 | (8.2)        | 12.1                | [3.7]                 | (9.3)        |
| 進出口貿易<br>Import and export trade  | 16.5                | [5.3]                 | (7.4)        | 12.3                | [4.0]                 | (7.7)        | 11.3                | [3.7]                 | (8.7)        |
| 批發<br>Wholesale   | 0.8                 | [4.4]                 | (0.3) †      | 0.8                 | [4.4]                 | (0.5) †      | 0.7                 | [4.0]                 | (0.6) †      |
| 零售、住宿 <sup>(1)</sup> 及膳食服務 <sup>(2)</sup><br>Retail, accommodation <sup>(1)</sup> and<br>food services <sup>(2)</sup> | 60.1                | [10.6]                | (26.8)       | 40.3                | [7.2]                 | (25.4)       | 30.6                | [5.4]                 | (23.6)       |
| 零售<br>Retail  | 24.2                | [8.2]                 | (10.8)       | 17.9                | [6.3]                 | (11.3)       | 15.1                | [5.2]                 | (11.6)       |
| 住宿 <sup>(1)</sup> 及膳食服務<br>Accommodation <sup>(1)</sup> and food services   | 35.9                | [13.1]                | (16.0)       | 22.4                | [8.1]                 | (14.1)       | 15.5                | [5.7]                 | (12.0)       |

表 3.1 按以前從事的詳細行業劃分的曾工作失業人數\* (續)  
 Table 3.1 Unemployed persons with a previous job\* by detailed previous industry (Cont'd.)

|   | 2020<br>第4季<br>Q4   |                       |              | 2021<br>第3季<br>Q3   |                       |              | 2021<br>第4季<br>Q4   |                       |              |
|---|---------------------|-----------------------|--------------|---------------------|-----------------------|--------------|---------------------|-----------------------|--------------|
|   | 人數<br>No.<br>(’000) | [比率]<br>[Rate]<br>(%) | (百分比)<br>(%) | 人數<br>No.<br>(’000) | [比率]<br>[Rate]<br>(%) | (百分比)<br>(%) | 人數<br>No.<br>(’000) | [比率]<br>[Rate]<br>(%) | (百分比)<br>(%) |
| 以前從事的詳細行業<br>Detailed previous industry   |                     |                       |              |                     |                       |              |                     |                       |              |
| 運輸、倉庫、郵政及速遞服務、<br>資訊及通訊<br>Transportation, storage, postal and<br>courier services, information<br>and communications | 28.7                | [6.3]                 | (12.8)       | 21.2                | [4.8]                 | (13.4)       | 20.4                | [4.6]                 | (15.7)       |
| 運輸及倉庫<br>Transportation and storage   | 20.1                | [6.9]                 | (9.0)        | 14.3                | [5.0]                 | (9.0)        | 14.1                | [5.0]                 | (10.9)       |
| 郵政及速遞活動<br>Postal and courier activities  | 1.0                 | [4.3]                 | (0.4) †      | 1.2                 | [4.8]                 | (0.7) †      | 0.9                 | [3.7]                 | (0.7) †      |
| 資訊及通訊<br>Information and communications   | 7.6                 | [5.4]                 | (3.4)        | 5.8                 | [4.2]                 | (3.6)        | 5.3                 | [3.9]                 | (4.1)        |
| 金融、保險、地產、專業及<br>商用服務<br>Financing, insurance, real estate,<br>professional and business services                      | 39.0                | [4.4]                 | (17.4)       | 30.5                | [3.4]                 | (19.2)       | 25.0                | [2.8]                 | (19.3)       |
| 金融<br>Financing   | 7.3                 | [3.2]                 | (3.2)        | 6.2                 | [2.8]                 | (3.9)        | 4.8                 | [2.2]                 | (3.7)        |
| 保險<br>Insurance   | 2.1                 | [3.0]                 | (0.9) †      | 1.7                 | [2.4]                 | (1.1) †      | 1.3                 | [1.9]                 | (1.0) †      |
| 地產<br>Real estate   | 6.2                 | [3.8]                 | (2.8)        | 4.5                 | [2.6]                 | (2.8)        | 3.3                 | [1.9]                 | (2.5)        |
| 專業及商用服務<br>Professional and business services   | 23.4                | [5.4]                 | (10.5)       | 18.1                | [4.3]                 | (11.4)       | 15.5                | [3.7]                 | (12.0)       |

表 3.1 按以前從事的詳細行業劃分的曾工作失業人數\* (續)  
Table 3.1 Unemployed persons with a previous job\* by detailed previous industry (Cont'd.)

|   | 2020<br>第4季<br>Q4   |                       |              | 2021<br>第3季<br>Q3   |                       |              | 2021<br>第4季<br>Q4   |                       |              |
|---|---------------------|-----------------------|--------------|---------------------|-----------------------|--------------|---------------------|-----------------------|--------------|
|   | 人數<br>No.<br>(’000) | [比率]<br>[Rate]<br>(%) | (百分比)<br>(%) | 人數<br>No.<br>(’000) | [比率]<br>[Rate]<br>(%) | (百分比)<br>(%) | 人數<br>No.<br>(’000) | [比率]<br>[Rate]<br>(%) | (百分比)<br>(%) |
| 以前從事的詳細行業<br>Detailed previous industry   |                     |                       |              |                     |                       |              |                     |                       |              |
| 公共行政、社會及個人服務<br>Public administration, social and<br>personal services  | 34.4                | [3.0]                 | (15.4)       | 22.2                | [2.0]                 | (14.0)       | 17.9                | [1.6]                 | (13.8)       |
| 公共行政<br>Public administration   | 1.8                 | [1.4]                 | (0.8) †      | 1.1                 | [0.8]                 | (0.7) †      | 1.2                 | [0.9]                 | (1.0) †      |
| 教育<br>Education   | 9.5                 | [4.2]                 | (4.2)        | 6.6                 | [2.9]                 | (4.2)        | 5.2                 | [2.3]                 | (4.0)        |
| 人類保健及社會工作活動<br>Human health and social work activities  | 6.1                 | [2.5]                 | (2.7)        | 4.8                 | [2.0]                 | (3.0)        | 4.3                 | [1.8]                 | (3.3)        |
| 藝術、娛樂及康樂活動<br>Arts, entertainment and recreation  | 5.3                 | [9.1]                 | (2.4)        | 3.8                 | [6.8]                 | (2.4) †      | 2.2                 | [4.0]                 | (1.7) †      |
| 其他服務活動<br>Other service activities  | 11.8                | [2.5]                 | (5.2)        | 5.8                 | [1.3]                 | (3.7)        | 5.0                 | [1.1]                 | (3.8)        |
| 其他行業<br>Other industries  | 0.8                 | [3.2]                 | (0.3) †      | 0.5                 | [2.2]                 | (0.3) †      | ‡                   | [‡]                   | (‡)          |
| 合計<br>Overall   |                     |                       |              |                     |                       |              |                     |                       |              |
| 不包括首次求職人士及重新加入<br>勞動人口的失業人士<br>Not including first-time job-seekers<br>and re-entrants into the labour<br>force who were unemployed | 224.3               | [-]                   | (100.0)      | 158.7               | [-]                   | (100.0)      | 129.8               | [-]                   | (100.0)      |
| 包括首次求職人士及重新加入<br>勞動人口的失業人士<br>Including first-time job-seekers<br>and re-entrants into the labour<br>force who were unemployed      | 244.2               | [6.3]                 | (-)          | 180.6               | [4.7]                 | (-)          | 143.3               | [3.7]                 | (-)          |

註釋： \* 不包括重新加入勞動人口的失業人士，因為沒有關於他們以前從事行業的資料。  
方括號內的數字是指以前從事某一特定詳細行業人士的失業率(百分比)。有關計算按以前從事行業劃分的失業率的技術詳情，請參閱第3部內「失業率」的定義。  
(1) 住宿服務包括酒店、賓館、旅舍及其他提供短期住宿服務的機構單位。  
(2) 零售、住宿及膳食服務業合計通常被稱為「與消費及旅遊相關行業」。

Notes : \* Not including re-entrants into the labour force who were unemployed as information on previous industry of these persons is not available.  
Figures in square brackets denote the unemployment rate (%) in respect of persons engaged in the specified detailed previous industry. For technical details of unemployment rates by previous industry, please see definition of "Unemployment rate" in Part III.  
(1) Accommodation services cover hotels, guesthouses, boarding houses and other establishments providing short term accommodation.  
(2) The retail, accommodation and food services industries as a whole is generally referred to as the consumption- and tourism-related segment.

表 3.2 按以前從事的行業、年齡及性別劃分的曾工作失業人數<sup>※</sup>  
 Table 3.2 Unemployed persons with a previous job<sup>※</sup> by previous industry, age and sex

| 以前從事的行業/年齡組別<br>Previous industry/Age group   | 2020<br>第4季<br>Q4    |                      |                      | 2021<br>第3季<br>Q3    |                      |                      | 2021<br>第4季<br>Q4    |                      |                      |
|---|----------------------|----------------------|----------------------|----------------------|----------------------|----------------------|----------------------|----------------------|----------------------|
|   | 男<br>Male            | 女<br>Female          | 男女合計<br>Both sexes   | 男<br>Male            | 女<br>Female          | 男女合計<br>Both sexes   | 男<br>Male            | 女<br>Female          | 男女合計<br>Both sexes   |
|   | 千人 (百分比)<br>'000 (%) | 千人 (百分比)<br>'000 (%) | 千人 (百分比)<br>'000 (%) | 千人 (百分比)<br>'000 (%) | 千人 (百分比)<br>'000 (%) | 千人 (百分比)<br>'000 (%) | 千人 (百分比)<br>'000 (%) | 千人 (百分比)<br>'000 (%) | 千人 (百分比)<br>'000 (%) |
| 製造<br>Manufacturing                           |                      |                      |                      |                      |                      |                      |                      |                      |                      |
| 15 - 39                                       | 1.3 (1.0) †          | 0.8 (0.9) †          | 2.1 (0.9) †          | 2.0 (2.2) †          | ‡ (‡)                | 2.3 (1.4) †          | 1.1 (1.4) †          | 0.9 (1.7) †          | 2.0 (1.6) †          |
| ≥ 40  | 2.5 (1.9)            | 1.8 (2.0) †          | 4.3 (1.9)            | 2.2 (2.4) †          | 2.1 (3.2) †          | 4.3 (2.7)            | 1.9 (2.5) †          | 1.4 (2.7) †          | 3.3 (2.5) †          |
| 小計<br>Sub-total                               | 3.8 (2.8)            | 2.6 (3.0) †          | 6.5 (2.9)            | 4.2 (4.5)            | 2.3 (3.6) †          | 6.6 (4.1)            | 2.9 (3.9) †          | 2.4 (4.4) †          | 5.3 (4.1)            |
| 建造<br>Construction                            |                      |                      |                      |                      |                      |                      |                      |                      |                      |
| 15 - 39                                       | 10.2 (7.5)           | 0.5 (0.6) †          | 10.7 (4.8)           | 8.3 (8.9)            | ‡ (‡)                | 8.7 (5.5)            | 5.8 (7.6)            | ‡ (‡)                | 5.9 (4.6)            |
| ≥ 40  | 25.8 (18.9)          | 1.0 (1.2) †          | 26.8 (12.0)          | 14.1 (15.1)          | 1.5 (2.4) †          | 15.6 (9.8)           | 11.1 (14.7)          | 1.1 (2.0) †          | 12.2 (9.4)           |
| 小計<br>Sub-total                               | 36.0 (26.4)          | 1.5 (1.7) †          | 37.5 (16.7)          | 22.3 (23.9)          | 1.9 (3.0) †          | 24.3 (15.3)          | 16.9 (22.3)          | 1.2 (2.3) †          | 18.1 (14.0)          |
| 進出口貿易及批發<br>Import/export trade and wholesale |                      |                      |                      |                      |                      |                      |                      |                      |                      |
| 15 - 24                                       | 0.5 (0.4) †          | 1.0 (1.2) †          | 1.6 (0.7) †          | ‡ (‡)                | ‡ (‡)                | 0.7 (0.4) †          | ‡ (‡)                | ‡ (‡)                | ‡ (‡)                |
| 25 - 39                                       | 1.4 (1.0) †          | 2.5 (2.8) †          | 3.9 (1.7)            | 1.7 (1.8) †          | 2.2 (3.4) †          | 3.9 (2.5) †          | 1.2 (1.6) †          | 1.7 (3.2) †          | 2.9 (2.2)            |
| ≥ 40  | 6.1 (4.4)            | 5.8 (6.5)            | 11.8 (5.3)           | 4.6 (4.9)            | 3.8 (5.8)            | 8.4 (5.3)            | 4.7 (6.3)            | 4.4 (8.2)            | 9.1 (7.0)            |
| 小計<br>Sub-total                               | 8.0 (5.9)            | 9.3 (10.5)           | 17.3 (7.7)           | 6.6 (7.0)            | 6.5 (10.0)           | 13.1 (8.2)           | 5.9 (7.8)            | 6.1 (11.3)           | 12.1 (9.3)           |



表 3.2 按以前從事的行業、年齡及性別劃分的曾工作失業人數<sup>\*\*</sup> (續)  
Table 3.2 Unemployed persons with a previous job<sup>\*\*</sup> by previous industry, age and sex (Cont'd.)

| 以前從事的行業/年齡組別<br>Previous industry/Age group  | 2020<br>第4季<br>Q4    |                      |                      | 2021<br>第3季<br>Q3    |                      |                      | 2021<br>第4季<br>Q4    |                      |                      |
|--|----------------------|----------------------|----------------------|----------------------|----------------------|----------------------|----------------------|----------------------|----------------------|
|  | 男<br>Male            | 女<br>Female          | 男女合計<br>Both sexes   | 男<br>Male            | 女<br>Female          | 男女合計<br>Both sexes   | 男<br>Male            | 女<br>Female          | 男女合計<br>Both sexes   |
|  | 千人 (百分比)<br>'000 (%) | 千人 (百分比)<br>'000 (%) | 千人 (百分比)<br>'000 (%) | 千人 (百分比)<br>'000 (%) | 千人 (百分比)<br>'000 (%) | 千人 (百分比)<br>'000 (%) | 千人 (百分比)<br>'000 (%) | 千人 (百分比)<br>'000 (%) | 千人 (百分比)<br>'000 (%) |
| 零售、住宿 <sup>(1)</sup> 及膳食服務 <sup>(2)</sup><br>Retail, accommodation <sup>(1)</sup> and food services <sup>(2)</sup> |                      |                      |                      |                      |                      |                      |                      |                      |                      |
| 15 - 24  | 6.1 (4.5)            | 4.7 (5.3)            | 10.8 (4.8)           | 4.9 (5.2)            | 4.0 (6.1)            | 8.8 (5.6)            | 2.1 (2.7) †          | 2.1 (3.9) †          | 4.2 (3.2)            |
| 25 - 39  | 10.5 (7.7)           | 8.3 (9.4)            | 18.8 (8.4)           | 5.3 (5.6)            | 7.5 (11.4)           | 12.7 (8.0)           | 5.4 (7.1)            | 6.6 (12.1)           | 11.9 (9.2)           |
| ≥ 40   | 15.3 (11.2)          | 15.2 (17.3)          | 30.5 (13.6)          | 9.3 (10.0)           | 9.4 (14.4)           | 18.8 (11.8)          | 6.3 (8.3)            | 8.2 (15.2)           | 14.5 (11.2)          |
| 小計<br>Sub-total  | 31.9 (23.4)          | 28.2 (32.1)          | 60.1 (26.8)          | 19.5 (20.8)          | 20.9 (32.0)          | 40.3 (25.4)          | 13.7 (18.1)          | 16.9 (31.2)          | 30.6 (23.6)          |
| 運輸、倉庫、郵政及速遞服務、資訊及通訊<br>Transportation, storage, postal and courier services, information and communications        |                      |                      |                      |                      |                      |                      |                      |                      |                      |
| 15 - 39  | 8.5 (6.3)            | 5.7 (6.5)            | 14.2 (6.3)           | 7.3 (7.8)            | 2.0 (3.0) †          | 9.3 (5.9)            | 7.8 (10.2)           | 1.9 (3.6) †          | 9.7 (7.5)            |
| ≥ 40   | 11.9 (8.8)           | 2.5 (2.9) †          | 14.5 (6.4)           | 8.5 (9.1)            | 3.5 (5.3) †          | 11.9 (7.5)           | 7.3 (9.7)            | 3.3 (6.2)            | 10.7 (8.2)           |
| 小計<br>Sub-total  | 20.5 (15.0)          | 8.2 (9.3)            | 28.7 (12.8)          | 15.8 (16.9)          | 5.5 (8.4)            | 21.2 (13.4)          | 15.1 (19.9)          | 5.3 (9.8)            | 20.4 (15.7)          |
| 金融、保險、地產、專業及商用服務<br>Financing, insurance, real estate, professional and business services                          |                      |                      |                      |                      |                      |                      |                      |                      |                      |
| 15 - 39  | 8.9 (6.5)            | 8.7 (9.9)            | 17.6 (7.8)           | 6.1 (6.5)            | 7.1 (10.8)           | 13.2 (8.3)           | 4.2 (5.6)            | 4.7 (8.7)            | 8.9 (6.9)            |
| ≥ 40   | 12.0 (8.8)           | 9.5 (10.8)           | 21.4 (9.6)           | 9.1 (9.8)            | 8.2 (12.5)           | 17.3 (10.9)          | 9.4 (12.5)           | 6.6 (12.3)           | 16.1 (12.4)          |
| 小計<br>Sub-total  | 20.9 (15.3)          | 18.2 (20.6)          | 39.0 (17.4)          | 15.2 (16.3)          | 15.3 (23.4)          | 30.5 (19.2)          | 13.6 (18.0)          | 11.3 (21.0)          | 25.0 (19.3)          |

表 3.2 按以前從事的行業、年齡及性別劃分的曾工作失業人數<sup>\*\*</sup> (續)  
Table 3.2 Unemployed persons with a previous job<sup>\*\*</sup> by previous industry, age and sex (Cont'd.)

| 以前從事的行業/年齡組別<br>Previous industry/Age group                         | 2020<br>第4季<br>Q4    |                      |                      | 2021<br>第3季<br>Q3    |                      |                      | 2021<br>第4季<br>Q4    |                      |                      |
|---|----------------------|----------------------|----------------------|----------------------|----------------------|----------------------|----------------------|----------------------|----------------------|
|   | 男<br>Male            | 女<br>Female          | 男女合計<br>Both sexes   | 男<br>Male            | 女<br>Female          | 男女合計<br>Both sexes   | 男<br>Male            | 女<br>Female          | 男女合計<br>Both sexes   |
|   | 千人 (百分比)<br>'000 (%) | 千人 (百分比)<br>'000 (%) | 千人 (百分比)<br>'000 (%) | 千人 (百分比)<br>'000 (%) | 千人 (百分比)<br>'000 (%) | 千人 (百分比)<br>'000 (%) | 千人 (百分比)<br>'000 (%) | 千人 (百分比)<br>'000 (%) | 千人 (百分比)<br>'000 (%) |
| 公共行政、社會及個人服務<br>Public administration, social and personal services |                      |                      |                      |                      |                      |                      |                      |                      |                      |
| 15 - 24   | 2.9 (2.1) †          | 2.6 (3.0) †          | 5.5 (2.5)            | 0.9 (1.0) †          | 2.2 (3.3) †          | 3.1 (1.9) †          | 1.0 (1.3) †          | 0.9 (1.7) †          | 1.9 (1.5) †          |
| 25 - 39   | 4.7 (3.4)            | 8.8 (10.0)           | 13.5 (6.0)           | 4.4 (4.7)            | 6.0 (9.1)            | 10.4 (6.5)           | 2.6 (3.5) †          | 5.0 (9.3)            | 7.6 (5.9)            |
| ≥ 40  | 7.2 (5.3)            | 8.2 (9.3)            | 15.4 (6.9)           | 4.1 (4.4)            | 4.7 (7.1)            | 8.7 (5.5)            | 3.4 (4.5)            | 4.9 (9.1)            | 8.3 (6.4)            |
| 小計<br>Sub-total   | 14.8 (10.9)          | 19.6 (22.3)          | 34.4 (15.4)          | 9.4 (10.1)           | 12.8 (19.6)          | 22.2 (14.0)          | 7.1 (9.4)            | 10.8 (20.1)          | 17.9 (13.8)          |
| 其他行業<br>Other industries  | ‡ (‡)                | ‡ (‡)                | 0.8 (0.3) †          | ‡ (‡)                | ‡ (‡)                | 0.5 (0.3) †          | ‡ (‡)                | ‡ (‡)                | ‡ (‡)                |
| 合計 <sup>**</sup><br>Overall <sup>**</sup>                           | 136.3 (100.0)        | 87.9 (100.0)         | 224.3 (100.0)        | 93.3 (100.0)         | 65.3 (100.0)         | 158.7 (100.0)        | 75.7 (100.0)         | 54.0 (100.0)         | 129.8 (100.0)        |

註釋：<sup>\*\*</sup> 不包括重新加入勞動人口的失業人士，因為沒有關於他們以前從事行業的資料。

(1) 住宿服務包括酒店、賓館、旅舍及其他提供短期住宿服務的機構單位。

(2) 零售、住宿及膳食服務業合計通常被稱為「與消費及旅遊相關行業」。

Notes: <sup>\*\*</sup> Not including re-entrants into the labour force who were unemployed as information on previous industry of these persons is not available.

(1) Accommodation services cover hotels, guesthouses, boarding houses and other establishments providing short term accommodation.

(2) The retail, accommodation and food services industries as a whole is generally referred to as the consumption- and tourism-related segment.

表 3.3 按以前從事的職業、年齡及性別劃分的曾工作失業人數<sup>\*</sup>  
 Table 3.3 Unemployed persons with a previous job<sup>\*</sup> by previous occupation, age and sex

| 以前從事的職業/年齡組別<br>Previous occupation/ Age group   | 2020<br>第4季<br>Q4    |                      |                      | 2021<br>第3季<br>Q3    |                      |                      | 2021<br>第4季<br>Q4    |                      |                      |  |  |
|--|----------------------|----------------------|----------------------|----------------------|----------------------|----------------------|----------------------|----------------------|----------------------|--|--|
|  | 男<br>Male            | 女<br>Female          | 男女合計<br>Both sexes   | 男<br>Male            | 女<br>Female          | 男女合計<br>Both sexes   | 男<br>Male            | 女<br>Female          | 男女合計<br>Both sexes   |  |  |
|  | 千人 (百分比)<br>'000 (%) | 千人 (百分比)<br>'000 (%) | 千人 (百分比)<br>'000 (%) | 千人 (百分比)<br>'000 (%) | 千人 (百分比)<br>'000 (%) | 千人 (百分比)<br>'000 (%) | 千人 (百分比)<br>'000 (%) | 千人 (百分比)<br>'000 (%) | 千人 (百分比)<br>'000 (%) |  |  |
| 經理及行政級人員、專業人員<br>及輔助專業人員<br>Managers and administrators,<br>professionals and associate<br>professionals |                      |                      |                      |                      |                      |                      |                      |                      |                      |  |  |
| 15 - 24  | 3.4 (2.5) †          | 3.0 (3.4) †          | 6.4 (2.9)            | 1.5 (1.6) †          | 2.5 (3.8) †          | 4.0 (2.5)            | 1.0 (1.3) †          | 1.3 (2.5) †          | 2.3 (1.8) †          |  |  |
| 25 - 39  | 11.3 (8.3)           | 14.4 (16.3)          | 25.7 (11.4)          | 9.8 (10.5)           | 9.1 (13.9)           | 18.9 (11.9)          | 7.9 (10.5)           | 6.3 (11.7)           | 14.3 (11.0)          |  |  |
| ≥ 40   | 21.2 (15.5)          | 11.4 (12.9)          | 32.5 (14.5)          | 15.2 (16.2)          | 8.8 (13.4)           | 23.9 (15.1)          | 12.9 (17.1)          | 8.2 (15.2)           | 21.1 (16.3)          |  |  |
| 小計<br>Sub-total  | 35.9 (26.3)          | 28.8 (32.7)          | 64.6 (28.8)          | 26.5 (28.4)          | 20.4 (31.2)          | 46.8 (29.5)          | 21.9 (28.9)          | 15.9 (29.4)          | 37.7 (29.1)          |  |  |
| 文書支援人員<br>Clerical support workers   |                      |                      |                      |                      |                      |                      |                      |                      |                      |  |  |
| 15 - 24  | 3.0 (2.2) †          | 3.4 (3.8) †          | 6.4 (2.9)            | 0.5 (0.6) †          | 0.8 (1.2) †          | 1.3 (0.8) †          | 1.2 (1.5) †          | ‡ (‡)                | 1.5 (1.2) †          |  |  |
| 25 - 39  | 3.6 (2.7) †          | 7.7 (8.7)            | 11.3 (5.0)           | 4.4 (4.7)            | 5.5 (8.5)            | 9.9 (6.3)            | 3.3 (4.3)            | 6.0 (11.2)           | 9.3 (7.2)            |  |  |
| ≥ 40   | 3.7 (2.7)            | 7.8 (8.9)            | 11.5 (5.1)           | 3.7 (3.9)            | 5.7 (8.7)            | 9.4 (5.9)            | 2.6 (3.5)            | 7.2 (13.4)           | 9.9 (7.6)            |  |  |
| 小計<br>Sub-total  | 10.4 (7.6)           | 18.9 (21.5)          | 29.3 (13.1)          | 8.6 (9.2)            | 12.0 (18.4)          | 20.6 (13.0)          | 7.0 (9.3)            | 13.7 (25.3)          | 20.7 (15.9)          |  |  |

表 3.3 按以前從事的職業、年齡及性別劃分的曾工作失業人數 \* (續)  
Table 3.3 Unemployed persons with a previous job\* by previous occupation, age and sex (Cont'd.)

| 以前從事的職業/年齡組別<br>Previous occupation/ Age group             | 2020<br>第4季<br>Q4    |                      |                      | 2021<br>第3季<br>Q3    |                      |                      | 2021<br>第4季<br>Q4    |                      |                      |
|--|----------------------|----------------------|----------------------|----------------------|----------------------|----------------------|----------------------|----------------------|----------------------|
|  | 男<br>Male            | 女<br>Female          | 男女合計<br>Both sexes   | 男<br>Male            | 女<br>Female          | 男女合計<br>Both sexes   | 男<br>Male            | 女<br>Female          | 男女合計<br>Both sexes   |
|  | 千人 (百分比)<br>'000 (%) | 千人 (百分比)<br>'000 (%) | 千人 (百分比)<br>'000 (%) | 千人 (百分比)<br>'000 (%) | 千人 (百分比)<br>'000 (%) | 千人 (百分比)<br>'000 (%) | 千人 (百分比)<br>'000 (%) | 千人 (百分比)<br>'000 (%) | 千人 (百分比)<br>'000 (%) |
| 服務工作及銷售人員<br>Service and sales workers                     |                      |                      |                      |                      |                      |                      |                      |                      |                      |
| 15 - 24  | 5.0 (3.7)            | 4.8 (5.5)            | 9.9 (4.4)            | 3.7 (3.9)            | 4.5 (6.9)            | 8.2 (5.1)            | 2.0 (2.7) †          | 2.2 (4.1) †          | 4.3 (3.3)            |
| 25 - 39  | 10.3 (7.6)           | 9.3 (10.6)           | 19.6 (8.8)           | 5.1 (5.4)            | 8.7 (13.3)           | 13.8 (8.7)           | 4.1 (5.5)            | 7.0 (13.0)           | 11.2 (8.6)           |
| ≥ 40   | 12.6 (9.2)           | 14.9 (16.9)          | 27.5 (12.3)          | 8.6 (9.2)            | 11.0 (16.9)          | 19.7 (12.4)          | 6.6 (8.7)            | 7.8 (14.4)           | 14.3 (11.0)          |
| 小計<br>Sub-total  | 28.0 (20.5)          | 29.0 (33.0)          | 57.0 (25.4)          | 17.4 (18.6)          | 24.2 (37.1)          | 41.6 (26.2)          | 12.7 (16.8)          | 17.0 (31.5)          | 29.7 (22.9)          |
| 工藝及有關人員<br>Craft and related workers                       |                      |                      |                      |                      |                      |                      |                      |                      |                      |
| 15 - 24  | 1.8 (1.3) †          | ‡ (‡)                | 1.8 (0.8) †          | 1.1 (1.2) †          | ‡ (‡)                | 1.1 (0.7) †          | 0.5 (0.7) †          | ‡ (‡)                | 0.7 (0.5) †          |
| 25 - 39  | 5.5 (4.1)            | ‡ (‡)                | 5.7 (2.5)            | 4.1 (4.4)            | ‡ (‡)                | 4.1 (2.6)            | 3.1 (4.1) †          | ‡ (‡)                | 3.1 (2.4) †          |
| ≥ 40   | 19.4 (14.2)          | 1.2 (1.3) †          | 20.6 (9.2)           | 9.7 (10.4)           | 1.0 (1.5) †          | 10.6 (6.7)           | 7.8 (10.3)           | 0.6 (1.2) †          | 8.4 (6.5)            |
| 小計<br>Sub-total  | 26.7 (19.6)          | 1.3 (1.4) †          | 28.0 (12.5)          | 14.9 (16.0)          | 1.0 (1.5) †          | 15.9 (10.0)          | 11.4 (15.1)          | 0.8 (1.4) †          | 12.2 (9.4)           |
| 機台及機器操作員及裝配員<br>Plant and machine operators and assemblers |                      |                      |                      |                      |                      |                      |                      |                      |                      |
| 15 - 24  | ‡ (‡)                | ‡ (‡)                | ‡ (‡)                | ‡ (‡)                | ‡ (‡)                | ‡ (‡)                | ‡ (‡)                | ‡ (‡)                | ‡ (‡)                |
| 25 - 39  | 1.4 (1.1) †          | ‡ (‡)                | 1.4 (0.6) †          | 1.0 (1.1) †          | ‡ (‡)                | 1.0 (0.6) †          | 2.6 (3.5) †          | ‡ (‡)                | 2.6 (2.0) †          |
| ≥ 40   | 7.0 (5.2)            | ‡ (‡)                | 7.0 (3.1)            | 4.3 (4.6) †          | ‡ (‡)                | 4.4 (2.8)            | 2.8 (3.7) †          | ‡ (‡)                | 2.8 (2.1) †          |
| 小計<br>Sub-total  | 8.5 (6.2)            | ‡ (‡)                | 8.5 (3.8)            | 5.4 (5.8)            | ‡ (‡)                | 5.5 (3.5)            | 5.4 (7.1)            | ‡ (‡)                | 5.4 (4.2)            |

表 3.3 按以前從事的職業、年齡及性別劃分的曾工作失業人數<sup>\*\*</sup>(續)  
Table 3.3 Unemployed persons with a previous job<sup>\*\*</sup> by previous occupation, age and sex (Cont'd.)

| 以前從事的職業/年齡組別<br>Previous occupation/ Age group | 2020<br>第4季<br>Q4    |                      |                      | 2021<br>第3季<br>Q3    |                      |                      | 2021<br>第4季<br>Q4    |                      |                      |
|--|----------------------|----------------------|----------------------|----------------------|----------------------|----------------------|----------------------|----------------------|----------------------|
|  | 男<br>Male            | 女<br>Female          | 男女合計<br>Both sexes   | 男<br>Male            | 女<br>Female          | 男女合計<br>Both sexes   | 男<br>Male            | 女<br>Female          | 男女合計<br>Both sexes   |
|  | 千人 (百分比)<br>'000 (%) | 千人 (百分比)<br>'000 (%) | 千人 (百分比)<br>'000 (%) | 千人 (百分比)<br>'000 (%) | 千人 (百分比)<br>'000 (%) | 千人 (百分比)<br>'000 (%) | 千人 (百分比)<br>'000 (%) | 千人 (百分比)<br>'000 (%) | 千人 (百分比)<br>'000 (%) |
| 非技術工人<br>Elementary occupations                |                      |                      |                      |                      |                      |                      |                      |                      |                      |
| 15 - 24  | 2.6 (1.9) †          | ‡ (§)                | 2.6 (1.2) †          | 3.3 (3.6) †          | ‡ (§)                | 3.7 (2.3)            | 0.7 (0.9) †          | ‡ (§)                | 0.8 (0.6) †          |
| 25 - 39  | 7.1 (5.2)            | 0.9 (1.0) †          | 7.9 (3.5)            | 6.5 (7.0)            | 0.5 (0.8) †          | 7.0 (4.4)            | 4.8 (6.3)            | ‡ (§)                | 5.2 (4.0)            |
| ≥ 40   | 17.2 (12.6)          | 9.1 (10.4)           | 26.3 (11.7)          | 10.5 (11.2)          | 6.7 (10.3)           | 17.2 (10.8)          | 11.6 (15.3)          | 6.2 (11.5)           | 17.8 (13.7)          |
| 小計<br>Sub-total                                | 26.8 (19.7)          | 10.0 (11.4)          | 36.8 (16.4)          | 20.3 (21.8)          | 7.6 (11.6)           | 27.9 (17.6)          | 17.1 (22.5)          | 6.7 (12.4)           | 23.8 (18.3)          |
| 其他職業<br>Other occupations                      | ‡ (§)                | ‡ (§)                | ‡ (§)                | ‡ (§)                | ‡ (§)                | ‡ (§)                | ‡ (§)                | ‡ (§)                | ‡ (§)                |
| 合計 <sup>**</sup><br>Overall <sup>**</sup>      | 136.3 (100.0)        | 87.9 (100.0)         | 224.3 (100.0)        | 93.3 (100.0)         | 65.3 (100.0)         | 158.7 (100.0)        | 75.7 (100.0)         | 54.0 (100.0)         | 129.8 (100.0)        |

註釋：※ 不包括重新加入勞動人口的失業人士，因為沒有關於他們以前從事職業的資料。

Note: ※ Not including re-entrants into the labour force who were unemployed as information on previous occupation of these persons is not available.

表 3.4 按以前從事的行業、離職方式及性別劃分的曾工作失業人數<sup>※</sup>  
 Table 3.4 Unemployed persons with a previous job<sup>※</sup> by previous industry, mode of leaving last job and sex

| 以前從事的行業/離職方式<br>Previous industry/<br>Mode of leaving last job | 2020<br>第4季<br>Q4    |                      |                      | 2021<br>第3季<br>Q3    |                      |                      | 2021<br>第4季<br>Q4    |                      |                      |
|--|----------------------|----------------------|----------------------|----------------------|----------------------|----------------------|----------------------|----------------------|----------------------|
|  | 男<br>Male            | 女<br>Female          | 男女合計<br>Both sexes   | 男<br>Male            | 女<br>Female          | 男女合計<br>Both sexes   | 男<br>Male            | 女<br>Female          | 男女合計<br>Both sexes   |
|  | 千人 (百分比)<br>'000 (%) | 千人 (百分比)<br>'000 (%) | 千人 (百分比)<br>'000 (%) | 千人 (百分比)<br>'000 (%) | 千人 (百分比)<br>'000 (%) | 千人 (百分比)<br>'000 (%) | 千人 (百分比)<br>'000 (%) | 千人 (百分比)<br>'000 (%) | 千人 (百分比)<br>'000 (%) |
| 製造<br>Manufacturing  |                      |                      |                      |                      |                      |                      |                      |                      |                      |
| 遭解僱或遣散<br>Dismissed or laid off                                | 2.6 (1.9) †          | 1.8 (2.0) †          | 4.4 (2.0)            | 2.2 (2.3) †          | 1.5 (2.3) †          | 3.7 (2.3)            | 1.7 (2.2) †          | 1.5 (2.7) †          | 3.2 (2.4) †          |
| 主動離職<br>Leaving job on own accord                              | 1.3 (0.9) †          | 0.8 (0.9) †          | 2.1 (0.9) †          | 2.1 (2.2) †          | 0.9 (1.3) †          | 2.9 (1.8) †          | 1.3 (1.7) †          | 0.9 (1.7) †          | 2.2 (1.7) †          |
| 小計<br>Sub-total  | 3.8 (2.8)            | 2.6 (3.0) †          | 6.5 (2.9)            | 4.2 (4.5)            | 2.3 (3.6) †          | 6.6 (4.1)            | 2.9 (3.9) †          | 2.4 (4.4) †          | 5.3 (4.1)            |
| 建造<br>Construction   |                      |                      |                      |                      |                      |                      |                      |                      |                      |
| 遭解僱或遣散<br>Dismissed or laid off                                | 23.3 (17.1)          | 0.9 (1.1) †          | 24.2 (10.8)          | 15.6 (16.7)          | 1.0 (1.6) †          | 16.6 (10.5)          | 13.2 (17.4)          | 0.6 (1.1) †          | 13.8 (10.6)          |
| 主動離職<br>Leaving job on own accord                              | 12.7 (9.3)           | 0.6 (0.7) †          | 13.3 (5.9)           | 6.8 (7.3)            | 0.9 (1.4) †          | 7.7 (4.8)            | 3.7 (4.9)            | 0.6 (1.1) †          | 4.4 (3.4)            |
| 小計<br>Sub-total  | 36.0 (26.4)          | 1.5 (1.7) †          | 37.5 (16.7)          | 22.3 (23.9)          | 1.9 (3.0) †          | 24.3 (15.3)          | 16.9 (22.3)          | 1.2 (2.3) †          | 18.1 (14.0)          |
| 進出口貿易及批發<br>Import/export trade and wholesale                  |                      |                      |                      |                      |                      |                      |                      |                      |                      |
| 遭解僱或遣散<br>Dismissed or laid off                                | 4.3 (3.2)            | 5.4 (6.1)            | 9.7 (4.3)            | 4.7 (5.0)            | 3.3 (5.1)            | 8.0 (5.0)            | 3.6 (4.8)            | 3.3 (6.2) †          | 7.0 (5.4)            |
| 主動離職<br>Leaving job on own accord                              | 3.7 (2.7)            | 3.9 (4.5) †          | 7.6 (3.4)            | 1.9 (2.0) †          | 3.2 (4.8)            | 5.1 (3.2)            | 2.3 (3.0) †          | 2.8 (5.2) †          | 5.1 (3.9)            |
| 小計<br>Sub-total  | 8.0 (5.9)            | 9.3 (10.5)           | 17.3 (7.7)           | 6.6 (7.0)            | 6.5 (10.0)           | 13.1 (8.2)           | 5.9 (7.8)            | 6.1 (11.3)           | 12.1 (9.3)           |

表 3.4 按以前從事的行業、離職方式及性別劃分的曾工作失業人數<sup>\*\*</sup> (續)  
 Table 3.4 Unemployed persons with a previous job<sup>\*\*</sup> by previous industry, mode of leaving last job and sex (Cont'd.)

| 以前從事的行業/離職方式<br>Previous industry/<br>Mode of leaving last job  | 2020<br>第4季<br>Q4    |                      |                      | 2021<br>第3季<br>Q3    |                      |                      | 2021<br>第4季<br>Q4    |                      |                      |
|---|----------------------|----------------------|----------------------|----------------------|----------------------|----------------------|----------------------|----------------------|----------------------|
|   | 男<br>Male            | 女<br>Female          | 男女合計<br>Both sexes   | 男<br>Male            | 女<br>Female          | 男女合計<br>Both sexes   | 男<br>Male            | 女<br>Female          | 男女合計<br>Both sexes   |
|   | 千人 (百分比)<br>'000 (%) | 千人 (百分比)<br>'000 (%) | 千人 (百分比)<br>'000 (%) | 千人 (百分比)<br>'000 (%) | 千人 (百分比)<br>'000 (%) | 千人 (百分比)<br>'000 (%) | 千人 (百分比)<br>'000 (%) | 千人 (百分比)<br>'000 (%) | 千人 (百分比)<br>'000 (%) |
| 零售、住宿 <sup>(1)</sup> 及膳食服務 <sup>(2)</sup><br>Retail, accommodation <sup>(1)</sup> and food<br>services <sup>(2)</sup> |                      |                      |                      |                      |                      |                      |                      |                      |                      |
| 遭解僱或遣散<br>Dismissed or laid off   | 17.1 (12.6)          | 15.2 (17.3)          | 32.3 (14.4)          | 11.6 (12.4)          | 10.6 (16.3)          | 22.3 (14.0)          | 7.7 (10.1)           | 8.3 (15.3)           | 15.9 (12.3)          |
| 主動離職<br>Leaving job on own accord   | 14.8 (10.9)          | 13.0 (14.8)          | 27.8 (12.4)          | 7.8 (8.4)            | 10.2 (15.7)          | 18.1 (11.4)          | 6.1 (8.0)            | 8.6 (15.9)           | 14.6 (11.3)          |
| 小計<br>Sub-total   | 31.9 (23.4)          | 28.2 (32.1)          | 60.1 (26.8)          | 19.5 (20.8)          | 20.9 (32.0)          | 40.3 (25.4)          | 13.7 (18.1)          | 16.9 (31.2)          | 30.6 (23.6)          |
| 運輸、倉庫、郵政及速遞服務、資訊<br>及通訊<br>Transportation, storage, postal and<br>courier services, information<br>and communications |                      |                      |                      |                      |                      |                      |                      |                      |                      |
| 遭解僱或遣散<br>Dismissed or laid off   | 10.0 (7.3)           | 4.2 (4.8)            | 14.2 (6.3)           | 10.0 (10.7)          | 3.1 (4.8) †          | 13.1 (8.3)           | 7.6 (10.0)           | 2.7 (5.0)            | 10.3 (7.9)           |
| 主動離職<br>Leaving job on own accord   | 10.5 (7.7)           | 4.0 (4.5) †          | 14.5 (6.5)           | 5.8 (6.2)            | 2.3 (3.6) †          | 8.2 (5.1)            | 7.5 (9.9)            | 2.6 (4.7) †          | 10.1 (7.8)           |
| 小計<br>Sub-total   | 20.5 (15.0)          | 8.2 (9.3)            | 28.7 (12.8)          | 15.8 (16.9)          | 5.5 (8.4)            | 21.2 (13.4)          | 15.1 (19.9)          | 5.3 (9.8)            | 20.4 (15.7)          |

表 3.4 按以前從事的行業、離職方式及性別劃分的曾工作失業人數<sup>\*\*</sup> (續)  
 Table 3.4 Unemployed persons with a previous job<sup>\*\*</sup> by previous industry, mode of leaving last job and sex (Cont'd.)

| 以前從事的行業/離職方式<br>Previous industry/<br>Mode of leaving last job                                  | 2020<br>第4季<br>Q4   |                     |                     | 2021<br>第3季<br>Q3   |                     |                     | 2021<br>第4季<br>Q4   |                     |                     |
|---|---------------------|---------------------|---------------------|---------------------|---------------------|---------------------|---------------------|---------------------|---------------------|
|   | 男<br>Male           | 女<br>Female         | 男女合計<br>Both sexes  | 男<br>Male           | 女<br>Female         | 男女合計<br>Both sexes  | 男<br>Male           | 女<br>Female         | 男女合計<br>Both sexes  |
|   | 千人(百分比)<br>'000 (%) | 千人(百分比)<br>'000 (%) | 千人(百分比)<br>'000 (%) | 千人(百分比)<br>'000 (%) | 千人(百分比)<br>'000 (%) | 千人(百分比)<br>'000 (%) | 千人(百分比)<br>'000 (%) | 千人(百分比)<br>'000 (%) | 千人(百分比)<br>'000 (%) |
| 金融、保險、地產、專業及商用服務<br>Financing, insurance, real estate,<br>professional and business<br>services |                     |                     |                     |                     |                     |                     |                     |                     |                     |
| 遭解僱或遣散<br>Dismissed or laid off   | 9.5 (7.0)           | 8.6 (9.8)           | 18.2 (8.1)          | 8.7 (9.4)           | 8.0 (12.3)          | 16.8 (10.6)         | 7.6 (10.0)          | 5.2 (9.7)           | 12.8 (9.9)          |
| 主動離職<br>Leaving job on own accord   | 11.3 (8.3)          | 9.5 (10.8)          | 20.8 (9.3)          | 6.5 (6.9)           | 7.2 (11.1)          | 13.7 (8.6)          | 6.1 (8.0)           | 6.1 (11.3)          | 12.2 (9.4)          |
| 小計<br>Sub-total   | 20.9 (15.3)         | 18.2 (20.6)         | 39.0 (17.4)         | 15.2 (16.3)         | 15.3 (23.4)         | 30.5 (19.2)         | 13.6 (18.0)         | 11.3 (21.0)         | 25.0 (19.3)         |
| 公共行政、社會及個人服務<br>Public administration, social and<br>personal services                          |                     |                     |                     |                     |                     |                     |                     |                     |                     |
| 遭解僱或遣散<br>Dismissed or laid off   | 8.3 (6.1)           | 8.9 (10.1)          | 17.2 (7.7)          | 5.6 (6.0)           | 6.0 (9.2)           | 11.6 (7.3)          | 2.9 (3.9) †         | 4.8 (8.8)           | 7.7 (5.9)           |
| 主動離職<br>Leaving job on own accord   | 6.5 (4.7)           | 10.7 (12.2)         | 17.2 (7.7)          | 3.8 (4.1)           | 6.8 (10.3)          | 10.6 (6.7)          | 4.1 (5.5) †         | 6.1 (11.2)          | 10.2 (7.9)          |
| 小計<br>Sub-total   | 14.8 (10.9)         | 19.6 (22.3)         | 34.4 (15.4)         | 9.4 (10.1)          | 12.8 (19.6)         | 22.2 (14.0)         | 7.1 (9.4)           | 10.8 (20.1)         | 17.9 (13.8)         |



表 3.4 按以前從事的行業、離職方式及性別劃分的曾工作失業人數<sup>\*\*</sup>(續)  
Table 3.4 Unemployed persons with a previous job<sup>\*\*</sup> by previous industry, mode of leaving last job and sex (Cont'd.)

| 以前從事的行業/離職方式<br>Previous industry/<br>Mode of leaving last job | 2020<br>第4季<br>Q4   |                     |                     | 2021<br>第3季<br>Q3   |                     |                     | 2021<br>第4季<br>Q4   |                     |                     |
|--|---------------------|---------------------|---------------------|---------------------|---------------------|---------------------|---------------------|---------------------|---------------------|
|  | 男<br>Male           | 女<br>Female         | 男女合計<br>Both sexes  | 男<br>Male           | 女<br>Female         | 男女合計<br>Both sexes  | 男<br>Male           | 女<br>Female         | 男女合計<br>Both sexes  |
|  | 千人(百分比)<br>'000 (%) | 千人(百分比)<br>'000 (%) | 千人(百分比)<br>'000 (%) | 千人(百分比)<br>'000 (%) | 千人(百分比)<br>'000 (%) | 千人(百分比)<br>'000 (%) | 千人(百分比)<br>'000 (%) | 千人(百分比)<br>'000 (%) | 千人(百分比)<br>'000 (%) |
| 其他行業<br>Other industries                                       | ‡ (‡)               | ‡ (‡)               | 0.8 (0.3) †         | ‡ (‡)               | ‡ (‡)               | 0.5 (0.3) †         | ‡ (‡)               | ‡ (‡)               | ‡ (‡)               |
| 所有行業 <sup>**</sup><br>All industries <sup>**</sup>             |                     |                     |                     |                     |                     |                     |                     |                     |                     |
| 遭解僱或遣散<br>Dismissed or laid off                                | 75.3 (55.3)         | 45.3 (51.5)         | 120.6 (53.8)        | 58.4 (62.6)         | 33.8 (51.8)         | 92.2 (58.1)         | 44.5 (58.7)         | 26.4 (48.9)         | 70.9 (54.6)         |
| 主動離職<br>Leaving job on own accord                              |                     |                     |                     |                     |                     |                     |                     |                     |                     |
| - 對工作不滿<br>Dissatisfied with job                               | 12.8 (9.4)          | 6.9 (7.8)           | 19.7 (8.8)          | 12.4 (13.3)         | 9.1 (14.0)          | 21.5 (13.6)         | 8.2 (10.9)          | 7.5 (13.9)          | 15.7 (12.1)         |
| - 其他<br>Others   | 48.2 (35.3)         | 35.8 (40.7)         | 84.0 (37.5)         | 22.5 (24.1)         | 22.3 (34.2)         | 44.9 (28.3)         | 23.0 (30.4)         | 20.1 (37.2)         | 43.1 (33.2)         |
| 小計<br>Sub-total  | 136.3 (100.0)       | 87.9 (100.0)        | 224.3 (100.0)       | 93.3 (100.0)        | 65.3 (100.0)        | 158.7 (100.0)       | 75.7 (100.0)        | 54.0 (100.0)        | 129.8 (100.0)       |

註釋：※ 不包括重新加入勞動人口的失業人士，因為沒有關於他們以前從事行業的資料。

- (1) 住宿服務包括酒店、賓館、旅舍及其他提供短期住宿服務的機構單位。
- (2) 零售、住宿及膳食服務業合計通常被稱為「與消費及旅遊相關行業」。

Notes : ※ Not including re-entrants into the labour force who were unemployed as information on previous industry of these persons is not available.

- (1) Accommodation services cover hotels, guesthouses, boarding houses and other establishments providing short term accommodation.
- (2) The retail, accommodation and food services industries as a whole is generally referred to as the consumption- and tourism-related segment.

表 3.5 按以前從事的行業、持續失業時間及性別劃分的曾工作失業人數<sup>\*\*</sup>  
**Table 3.5 Unemployed persons with a previous job<sup>\*\*</sup> by previous industry, duration of unemployment and sex**

| 以前從事的行業/<br>持續失業時間(月)<br>Previous industry/<br>Duration of<br>unemployment (months) | 2020<br>第4季<br>Q4   |                     |                     | 2021<br>第3季<br>Q3   |                     |                     | 2021<br>第4季<br>Q4   |                     |                     |
|---|---------------------|---------------------|---------------------|---------------------|---------------------|---------------------|---------------------|---------------------|---------------------|
|   | 男<br>Male           | 女<br>Female         | 男女合計<br>Both sexes  | 男<br>Male           | 女<br>Female         | 男女合計<br>Both sexes  | 男<br>Male           | 女<br>Female         | 男女合計<br>Both sexes  |
|   | 千人(百分比)<br>'000 (%) | 千人(百分比)<br>'000 (%) | 千人(百分比)<br>'000 (%) | 千人(百分比)<br>'000 (%) | 千人(百分比)<br>'000 (%) | 千人(百分比)<br>'000 (%) | 千人(百分比)<br>'000 (%) | 千人(百分比)<br>'000 (%) | 千人(百分比)<br>'000 (%) |
| <b>製造</b><br>Manufacturing  |                     |                     |                     |                     |                     |                     |                     |                     |                     |
| < 2   | 1.1 (0.8) †         | 0.6 (0.7) †         | 1.7 (0.8) †         | ‡ (§)               | 0.5 (0.8) †         | 1.0 (0.6) †         | 0.8 (1.0) †         | 0.5 (0.9) †         | 1.3 (1.0) †         |
| 2 - < 6   | 1.2 (0.9) †         | 0.8 (0.9) †         | 2.0 (0.9) †         | 1.5 (1.7) †         | 0.6 (0.9) †         | 2.1 (1.4) †         | 0.6 (0.8) †         | 1.0 (1.9) †         | 1.6 (1.3) †         |
| ≥ 6   | 1.5 (1.1) †         | 1.2 (1.3) †         | 2.7 (1.2) †         | 2.2 (2.4) †         | 1.2 (1.9) †         | 3.5 (2.2) †         | 1.6 (2.1) †         | 0.8 (1.6) †         | 2.4 (1.8) †         |
| 小計<br>Sub-total   | 3.8 (2.8)           | 2.6 (3.0) †         | 6.5 (2.9)           | 4.2 (4.5)           | 2.3 (3.6) †         | 6.6 (4.1)           | 2.9 (3.9) †         | 2.4 (4.4) †         | 5.3 (4.1)           |
| 中位數(日)<br>Median (days)   | 161                 | 122                 | 154                 | 215                 | 223                 | 217                 | 209                 | 158                 | 168                 |
| <b>建造</b><br>Construction   |                     |                     |                     |                     |                     |                     |                     |                     |                     |
| < 2   | 14.7 (10.8)         | 0.8 (0.9) †         | 15.5 (6.9)          | 10.0 (10.7)         | ‡ (§)               | 10.2 (6.4)          | 8.7 (11.5)          | 0.8 (1.5) †         | 9.6 (7.4)           |
| 2 - < 6   | 9.7 (7.1)           | 0.5 (0.6) †         | 10.2 (4.6)          | 6.4 (6.8)           | 0.9 (1.4) †         | 7.3 (4.6)           | 4.2 (5.5)           | ‡ (§)               | 4.2 (3.2)           |
| ≥ 6   | 11.6 (8.5)          | ‡ (§)               | 11.8 (5.3)          | 6.0 (6.5)           | 0.7 (1.1) †         | 6.8 (4.3)           | 4.0 (5.3)           | ‡ (§)               | 4.4 (3.4)           |
| 小計<br>Sub-total   | 36.0 (26.4)         | 1.5 (1.7) †         | 37.5 (16.7)         | 22.3 (23.9)         | 1.9 (3.0) †         | 24.3 (15.3)         | 16.9 (22.3)         | 1.2 (2.3) †         | 18.1 (14.0)         |
| 中位數(日)<br>Median (days)   | 89                  | 60                  | 87                  | 74                  | 138                 | 78                  | 58                  | 26                  | 57                  |
| <b>進出口貿易及批發</b><br>Import/export trade and wholesale                                |                     |                     |                     |                     |                     |                     |                     |                     |                     |
| < 2   | 0.8 (0.6) †         | 2.1 (2.4) †         | 2.8 (1.3) †         | 1.1 (1.2) †         | 1.6 (2.5) †         | 2.7 (1.7)           | 1.1 (1.4) †         | 1.5 (2.7) †         | 2.5 (1.9) †         |
| 2 - < 6   | 3.4 (2.5)           | 2.4 (2.7) †         | 5.8 (2.6)           | 1.2 (1.3) †         | 1.0 (1.5) †         | 2.1 (1.4) †         | 1.7 (2.2) †         | 2.6 (4.7) †         | 4.2 (3.3)           |
| ≥ 6   | 3.9 (2.8)           | 4.8 (5.5)           | 8.7 (3.9)           | 4.3 (4.6)           | 3.9 (6.0)           | 8.2 (5.2)           | 3.2 (4.2) †         | 2.1 (3.9) †         | 5.3 (4.1)           |
| 小計<br>Sub-total   | 8.0 (5.9)           | 9.3 (10.5)          | 17.3 (7.7)          | 6.6 (7.0)           | 6.5 (10.0)          | 13.1 (8.2)          | 5.9 (7.8)           | 6.1 (11.3)          | 12.1 (9.3)          |
| 中位數(日)<br>Median (days)   | 178                 | 196                 | 184                 | 282                 | 227                 | 248                 | 224                 | 101                 | 125                 |

表 3.5 按以前從事的行業、持續失業時間及性別劃分的曾工作失業人數\* (續)  
 Table 3.5 Unemployed persons with a previous job\* by previous industry, duration of unemployment and sex (Cont'd.)

| 以前從事的行業/<br>持續失業時間(月)<br>Previous industry/<br>Duration of<br>unemployment (months)                                   | 2020<br>第4季<br>Q4   |                     |                     | 2021<br>第3季<br>Q3   |                     |                     | 2021<br>第4季<br>Q4   |                     |                     |
|---|---------------------|---------------------|---------------------|---------------------|---------------------|---------------------|---------------------|---------------------|---------------------|
|   | 男<br>Male           | 女<br>Female         | 男女合計<br>Both sexes  | 男<br>Male           | 女<br>Female         | 男女合計<br>Both sexes  | 男<br>Male           | 女<br>Female         | 男女合計<br>Both sexes  |
|   | 千人(百分比)<br>'000 (%) | 千人(百分比)<br>'000 (%) | 千人(百分比)<br>'000 (%) | 千人(百分比)<br>'000 (%) | 千人(百分比)<br>'000 (%) | 千人(百分比)<br>'000 (%) | 千人(百分比)<br>'000 (%) | 千人(百分比)<br>'000 (%) | 千人(百分比)<br>'000 (%) |
| 零售、住宿 <sup>(1)</sup> 及膳食服務 <sup>(2)</sup><br>Retail, accommodation <sup>(1)</sup> and<br>food services <sup>(2)</sup> |                     |                     |                     |                     |                     |                     |                     |                     |                     |
| < 2   | 8.3 (6.1)           | 7.2 (8.1)           | 15.4 (6.9)          | 6.5 (7.0)           | 6.3 (9.6)           | 12.8 (8.1)          | 6.0 (7.9)           | 6.9 (12.8)          | 12.9 (10.0)         |
| 2 - < 6   | 10.1 (7.4)          | 6.7 (7.6)           | 16.8 (7.5)          | 5.0 (5.3)           | 5.7 (8.7)           | 10.7 (6.7)          | 2.5 (3.3) †         | 4.1 (7.6)           | 6.6 (5.1)           |
| ≥ 6   | 13.5 (9.9)          | 14.4 (16.4)         | 27.9 (12.5)         | 8.0 (8.5)           | 8.9 (13.6)          | 16.9 (10.6)         | 5.2 (6.9)           | 5.8 (10.8)          | 11.0 (8.5)          |
| 小計<br>Sub-total   | 31.9 (23.4)         | 28.2 (32.1)         | 60.1 (26.8)         | 19.5 (20.8)         | 20.9 (32.0)         | 40.3 (25.4)         | 13.7 (18.1)         | 16.9 (31.2)         | 30.6 (23.6)         |
| 中位數(日)<br>Median (days)   | 159                 | 187                 | 165                 | 119                 | 156                 | 143                 | 90                  | 91                  | 90                  |
| 運輸、倉庫、郵政及速遞服務、<br>資訊及通訊<br>Transportation, storage, postal and<br>courier services, information<br>and communications |                     |                     |                     |                     |                     |                     |                     |                     |                     |
| < 2   | 6.0 (4.4)           | 2.4 (2.7) †         | 8.3 (3.7)           | 4.2 (4.5)           | 1.5 (2.4) †         | 5.8 (3.7)           | 4.4 (5.9)           | 1.6 (3.0) †         | 6.1 (4.7)           |
| 2 - < 6   | 5.6 (4.1)           | 2.3 (2.6) †         | 7.9 (3.5)           | 3.1 (3.3) †         | 1.0 (1.6) †         | 4.2 (2.6)           | 4.6 (6.1) †         | 1.7 (3.2) †         | 6.4 (4.9)           |
| ≥ 6   | 8.9 (6.5)           | 3.6 (4.0)           | 12.4 (5.5)          | 8.4 (9.0)           | 2.9 (4.4) †         | 11.3 (7.1)          | 6.0 (8.0)           | 1.9 (3.6) †         | 8.0 (6.1)           |
| 小計<br>Sub-total   | 20.5 (15.0)         | 8.2 (9.3)           | 28.7 (12.8)         | 15.8 (16.9)         | 5.5 (8.4)           | 21.2 (13.4)         | 15.1 (19.9)         | 5.3 (9.8)           | 20.4 (15.7)         |
| 中位數(日)<br>Median (days)   | 164                 | 149                 | 161                 | 204                 | 200                 | 203                 | 162                 | 116                 | 156                 |

表 3.5 按以前從事的行業、持續失業時間及性別劃分的曾工作失業人數<sup>\*\*</sup> (續)  
 Table 3.5 Unemployed persons with a previous job<sup>\*\*</sup> by previous industry, duration of unemployment and sex (Cont'd.)

| 以前從事的行業/<br>持續失業時間(月)<br>Previous industry/<br>Duration of<br>unemployment (months)                 | 2020<br>第4季<br>Q4   |                     |                     | 2021<br>第3季<br>Q3   |                     |                     | 2021<br>第4季<br>Q4   |                     |                     |
|---|---------------------|---------------------|---------------------|---------------------|---------------------|---------------------|---------------------|---------------------|---------------------|
|   | 男<br>Male           | 女<br>Female         | 男女合計<br>Both sexes  | 男<br>Male           | 女<br>Female         | 男女合計<br>Both sexes  | 男<br>Male           | 女<br>Female         | 男女合計<br>Both sexes  |
|   | 千人(百分比)<br>'000 (%) | 千人(百分比)<br>'000 (%) | 千人(百分比)<br>'000 (%) | 千人(百分比)<br>'000 (%) | 千人(百分比)<br>'000 (%) | 千人(百分比)<br>'000 (%) | 千人(百分比)<br>'000 (%) | 千人(百分比)<br>'000 (%) | 千人(百分比)<br>'000 (%) |
| 金融、保險、地產、專業及<br>商用服務<br>Financing, insurance, real<br>estate, professional and<br>business services |                     |                     |                     |                     |                     |                     |                     |                     |                     |
| < 2   | 5.4 (4.0)           | 6.3 (7.1)           | 11.7 (5.2)          | 4.3 (4.6)           | 5.3 (8.0)           | 9.6 (6.0)           | 3.8 (5.0)           | 3.5 (6.4)           | 7.3 (5.6)           |
| 2 - < 6   | 5.8 (4.2)           | 4.9 (5.6)           | 10.7 (4.8)          | 4.2 (4.5)           | 3.8 (5.8) †         | 8.0 (5.0)           | 3.0 (3.9)           | 2.7 (5.1) †         | 5.7 (4.4)           |
| ≥ 6   | 9.7 (7.1)           | 6.9 (7.9)           | 16.6 (7.4)          | 6.6 (7.1)           | 6.3 (9.6)           | 12.9 (8.1)          | 6.9 (9.1)           | 5.1 (9.5)           | 12.0 (9.3)          |
| 小計<br>Sub-total   | 20.9 (15.3)         | 18.2 (20.6)         | 39.0 (17.4)         | 15.2 (16.3)         | 15.3 (23.4)         | 30.5 (19.2)         | 13.6 (18.0)         | 11.3 (21.0)         | 25.0 (19.3)         |
| 中位數(日)<br>Median (days)   | 166                 | 127                 | 143                 | 139                 | 123                 | 128                 | 190                 | 121                 | 168                 |
| 公共行政、社會及個人服務<br>Public administration, social and<br>personal services                              |                     |                     |                     |                     |                     |                     |                     |                     |                     |
| < 2   | 3.9 (2.8) †         | 7.7 (8.8)           | 11.6 (5.2)          | 3.7 (3.9)           | 4.3 (6.7) †         | 8.0 (5.1)           | 2.4 (3.1) †         | 4.5 (8.4)           | 6.9 (5.3)           |
| 2 - < 6   | 4.4 (3.2)           | 4.9 (5.5)           | 9.2 (4.1)           | 1.9 (2.0) †         | 3.9 (6.0)           | 5.8 (3.7)           | 2.3 (3.1) †         | 2.9 (5.3)           | 5.2 (4.0)           |
| ≥ 6   | 6.6 (4.8)           | 7.1 (8.0)           | 13.6 (6.1)          | 3.8 (4.1)           | 4.5 (7.0)           | 8.4 (5.3)           | 2.4 (3.2) †         | 3.4 (6.4) †         | 5.8 (4.5)           |
| 小計<br>Sub-total   | 14.8 (10.9)         | 19.6 (22.3)         | 34.4 (15.4)         | 9.4 (10.1)          | 12.8 (19.6)         | 22.2 (14.0)         | 7.1 (9.4)           | 10.8 (20.1)         | 17.9 (13.8)         |
| 中位數(日)<br>Median (days)   | 162                 | 97                  | 121                 | 88                  | 92                  | 91                  | 102                 | 79                  | 85                  |

表 3.5 按以前從事的行業、持續失業時間及性別劃分的曾工作失業人數<sup>\*\*</sup> (續)  
**Table 3.5 Unemployed persons with a previous job<sup>\*\*</sup> by previous industry, duration of unemployment and sex (Cont'd.)**

| 以前從事的行業/<br>持續失業時間(月)<br>Previous industry/<br>Duration of<br>unemployment (months) | 2020<br>第4季<br>Q4    |                      |                      | 2021<br>第3季<br>Q3    |                      |                      | 2021<br>第4季<br>Q4    |                      |                      |
|---|----------------------|----------------------|----------------------|----------------------|----------------------|----------------------|----------------------|----------------------|----------------------|
|   | 男<br>Male            | 女<br>Female          | 男女合計<br>Both sexes   | 男<br>Male            | 女<br>Female          | 男女合計<br>Both sexes   | 男<br>Male            | 女<br>Female          | 男女合計<br>Both sexes   |
|   | 千人 (百分比)<br>'000 (%) | 千人 (百分比)<br>'000 (%) | 千人 (百分比)<br>'000 (%) | 千人 (百分比)<br>'000 (%) | 千人 (百分比)<br>'000 (%) | 千人 (百分比)<br>'000 (%) | 千人 (百分比)<br>'000 (%) | 千人 (百分比)<br>'000 (%) | 千人 (百分比)<br>'000 (%) |
| 其他行業<br>Other industries  | ‡ (§)                | ‡ (§)                | 0.8 (0.3) †          | ‡ (§)                | ‡ (§)                | 0.5 (0.3) †          | ‡ (§)                | ‡ (§)                | ‡ (§)                |
| 所有行業 <sup>**</sup><br>All industries <sup>**</sup>                                  |                      |                      |                      |                      |                      |                      |                      |                      |                      |
| < 2   | 40.1 (29.4)          | 27.1 (30.9)          | 67.3 (30.0)          | 30.6 (32.8)          | 19.8 (30.4)          | 50.4 (31.8)          | 27.3 (36.1)          | 19.3 (35.8)          | 46.6 (35.9)          |
| 2 - < 6   | 40.2 (29.5)          | 22.4 (25.5)          | 62.6 (27.9)          | 23.3 (25.0)          | 17.0 (26.0)          | 40.3 (25.4)          | 19.1 (25.2)          | 15.0 (27.8)          | 34.1 (26.3)          |
| ≥ 6   | 56.0 (41.1)          | 38.4 (43.7)          | 94.4 (42.1)          | 39.4 (42.2)          | 28.5 (43.7)          | 67.9 (42.8)          | 29.4 (38.8)          | 19.7 (36.4)          | 49.1 (37.8)          |
| 小計<br>Sub-total   | 136.3 (100.0)        | 87.9 (100.0)         | 224.3 (100.0)        | 93.3 (100.0)         | 65.3 (100.0)         | 158.7 (100.0)        | 75.7 (100.0)         | 54.0 (100.0)         | 129.8 (100.0)        |
| 中位數(日)<br>Median (days)   | 150                  | 138                  | 145                  | 127                  | 149                  | 136                  | 108                  | 94                   | 101                  |

註釋： ※ 不包括重新加入勞動人口的失業人士，因為沒有關於他們以前從事行業的資料。

- (1) 住宿服務包括酒店、賓館、旅舍及其他提供短期住宿服務的機構單位。
- (2) 零售、住宿及膳食服務業合計通常被稱為「與消費及旅遊相關行業」。

Notes : ※ Not including re-entrants into the labour force who were unemployed as information on previous industry of these persons is not available.

- (1) Accommodation services cover hotels, guesthouses, boarding houses and other establishments providing short term accommodation.
- (2) The retail, accommodation and food services industries as a whole is generally referred to as the consumption- and tourism-related segment.

表 4.1 按年齡及性別劃分的就業人數

Table 4.1 Employed persons by age and sex

| 年齡組別<br>Age group   | 2020<br>第4季<br>Q4    |                      |                      | 2021<br>第3季<br>Q3    |                      |                      | 2021<br>第4季<br>Q4    |                      |                      |
|---------------------|----------------------|----------------------|----------------------|----------------------|----------------------|----------------------|----------------------|----------------------|----------------------|
|                     | 男<br>Male            | 女<br>Female          | 男女合計<br>Both sexes   | 男<br>Male            | 女<br>Female          | 男女合計<br>Both sexes   | 男<br>Male            | 女<br>Female          | 男女合計<br>Both sexes   |
|                     | 千人 (百分比)<br>'000 (%) | 千人 (百分比)<br>'000 (%) | 千人 (百分比)<br>'000 (%) | 千人 (百分比)<br>'000 (%) | 千人 (百分比)<br>'000 (%) | 千人 (百分比)<br>'000 (%) | 千人 (百分比)<br>'000 (%) | 千人 (百分比)<br>'000 (%) | 千人 (百分比)<br>'000 (%) |
| 15 - 19             | 8.0 (0.4)            | 7.7 (0.4)            | 15.7 (0.4)           | 9.7 (0.5)            | 11.7 (0.6)           | 21.4 (0.6)           | 7.1 (0.4)            | 10.8 (0.6)           | 17.9 (0.5)           |
| 20 - 24             | 88.6 (4.9)           | 93.5 (5.1)           | 182.1 (5.0)          | 86.9 (4.8)           | 93.0 (5.0)           | 179.9 (4.9)          | 95.7 (5.3)           | 91.0 (4.9)           | 186.7 (5.1)          |
| 25 - 29             | 181.9 (10.1)         | 203.6 (11.1)         | 385.4 (10.6)         | 183.4 (10.2)         | 206.1 (11.1)         | 389.5 (10.6)         | 188.6 (10.4)         | 203.5 (10.9)         | 392.1 (10.7)         |
| 30 - 34             | 205.9 (11.5)         | 243.5 (13.3)         | 449.4 (12.4)         | 205.7 (11.4)         | 236.1 (12.7)         | 441.7 (12.1)         | 205.7 (11.3)         | 234.6 (12.6)         | 440.3 (12.0)         |
| 35 - 39             | 213.0 (11.9)         | 270.1 (14.7)         | 483.1 (13.3)         | 211.8 (11.8)         | 267.1 (14.4)         | 478.9 (13.1)         | 212.1 (11.7)         | 264.8 (14.2)         | 476.9 (13.0)         |
| 40 - 44             | 202.2 (11.3)         | 245.0 (13.3)         | 447.3 (12.3)         | 203.7 (11.3)         | 254.1 (13.7)         | 457.9 (12.5)         | 207.2 (11.4)         | 254.2 (13.7)         | 461.5 (12.5)         |
| 45 - 49             | 207.2 (11.6)         | 228.6 (12.4)         | 435.8 (12.0)         | 206.6 (11.5)         | 233.4 (12.6)         | 440.0 (12.0)         | 206.6 (11.4)         | 237.6 (12.8)         | 444.2 (12.1)         |
| 50 - 54             | 191.1 (10.7)         | 208.4 (11.3)         | 399.5 (11.0)         | 199.8 (11.1)         | 206.7 (11.1)         | 406.5 (11.1)         | 201.4 (11.1)         | 212.0 (11.4)         | 413.4 (11.2)         |
| 55 - 59             | 220.6 (12.3)         | 188.3 (10.3)         | 408.8 (11.3)         | 215.3 (12.0)         | 192.3 (10.3)         | 407.6 (11.1)         | 214.6 (11.8)         | 194.0 (10.4)         | 408.6 (11.1)         |
| ≥ 60                | 274.9 (15.3)         | 148.2 (8.1)          | 423.1 (11.7)         | 275.8 (15.3)         | 158.8 (8.5)          | 434.6 (11.9)         | 280.0 (15.4)         | 159.1 (8.5)          | 439.1 (11.9)         |
| 合計<br>Overall       | 1 793.5 (100.0)      | 1 836.7 (100.0)      | 3 630.2 (100.0)      | 1 798.8 (100.0)      | 1 859.2 (100.0)      | 3 658.0 (100.0)      | 1 819.1 (100.0)      | 1 861.6 (100.0)      | 3 680.7 (100.0)      |
| 年齡中位數<br>Median age | 44                   | 41                   | 43                   | 44                   | 41                   | 43                   | 44                   | 42                   | 43                   |

表 4.1A 按年齡及性別劃分的就業人數 (不包括外籍家庭傭工)

Table 4.1A Employed persons by age and sex (excluding foreign domestic helpers)

| 年齡組別<br>Age group   | 2020<br>第4季<br>Q4    |                      |                      | 2021<br>第3季<br>Q3    |                      |                      | 2021<br>第4季<br>Q4    |                      |                      |
|---------------------|----------------------|----------------------|----------------------|----------------------|----------------------|----------------------|----------------------|----------------------|----------------------|
|                     | 男<br>Male            | 女<br>Female          | 男女合計<br>Both sexes   | 男<br>Male            | 女<br>Female          | 男女合計<br>Both sexes   | 男<br>Male            | 女<br>Female          | 男女合計<br>Both sexes   |
|                     | 千人 (百分比)<br>'000 (%) | 千人 (百分比)<br>'000 (%) | 千人 (百分比)<br>'000 (%) | 千人 (百分比)<br>'000 (%) | 千人 (百分比)<br>'000 (%) | 千人 (百分比)<br>'000 (%) | 千人 (百分比)<br>'000 (%) | 千人 (百分比)<br>'000 (%) | 千人 (百分比)<br>'000 (%) |
| 15 - 19             | 8.0 (0.4)            | 7.7 (0.5)            | 15.7 (0.5)           | 9.7 (0.5)            | 11.7 (0.8)           | 21.4 (0.6)           | 7.1 (0.4)            | 10.8 (0.7)           | 17.9 (0.5)           |
| 20 - 24             | 88.6 (4.9)           | 85.3 (5.6)           | 173.9 (5.3)          | 86.9 (4.8)           | 87.7 (5.7)           | 174.6 (5.2)          | 95.7 (5.3)           | 85.5 (5.5)           | 181.2 (5.4)          |
| 25 - 29             | 181.9 (10.2)         | 170.8 (11.3)         | 352.6 (10.7)         | 183.4 (10.2)         | 175.7 (11.4)         | 359.1 (10.8)         | 188.4 (10.4)         | 178.2 (11.6)         | 366.6 (10.9)         |
| 30 - 34             | 205.5 (11.5)         | 178.0 (11.8)         | 383.6 (11.6)         | 205.5 (11.4)         | 181.6 (11.8)         | 387.1 (11.6)         | 205.2 (11.3)         | 183.3 (11.9)         | 388.5 (11.6)         |
| 35 - 39             | 212.7 (11.9)         | 186.1 (12.3)         | 398.8 (12.1)         | 211.6 (11.8)         | 181.0 (11.8)         | 392.7 (11.8)         | 212.0 (11.7)         | 182.5 (11.8)         | 394.5 (11.7)         |
| 40 - 44             | 202.0 (11.3)         | 179.9 (11.9)         | 381.9 (11.6)         | 202.9 (11.3)         | 185.0 (12.0)         | 387.9 (11.6)         | 206.2 (11.4)         | 181.1 (11.7)         | 387.4 (11.5)         |
| 45 - 49             | 206.9 (11.6)         | 190.2 (12.6)         | 397.2 (12.0)         | 206.3 (11.5)         | 192.1 (12.5)         | 398.4 (12.0)         | 206.5 (11.4)         | 194.6 (12.6)         | 401.0 (11.9)         |
| 50 - 54             | 190.3 (10.6)         | 186.8 (12.4)         | 377.1 (11.4)         | 199.0 (11.1)         | 186.5 (12.1)         | 385.5 (11.6)         | 201.3 (11.1)         | 190.0 (12.3)         | 391.3 (11.6)         |
| 55 - 59             | 220.3 (12.3)         | 181.4 (12.0)         | 401.7 (12.2)         | 214.8 (12.0)         | 182.0 (11.9)         | 396.8 (11.9)         | 214.4 (11.8)         | 183.6 (11.9)         | 398.0 (11.8)         |
| ≥ 60                | 274.8 (15.3)         | 144.1 (9.5)          | 418.8 (12.7)         | 275.7 (15.4)         | 152.3 (9.9)          | 428.0 (12.8)         | 279.5 (15.4)         | 153.0 (9.9)          | 432.5 (12.9)         |
| 合計<br>Overall       | 1 791.0 (100.0)      | 1 510.3 (100.0)      | 3 301.3 (100.0)      | 1 795.8 (100.0)      | 1 535.8 (100.0)      | 3 331.6 (100.0)      | 1 816.3 (100.0)      | 1 542.6 (100.0)      | 3 358.8 (100.0)      |
| 年齡中位數<br>Median age | 44                   | 43                   | 44                   | 44                   | 43                   | 44                   | 44                   | 43                   | 44                   |

表 4.2 按就業身分、年齡及性別劃分的就業人數  
Table 4.2 Employed persons by employment status, age and sex

| 就業身分/年齡組別<br>Employment status/Age group | 2020<br>第4季<br>Q4           |                             |                             | 2021<br>第3季<br>Q3           |                             |                             | 2021<br>第4季<br>Q4           |                             |                             |
|--|-----------------------------|-----------------------------|-----------------------------|-----------------------------|-----------------------------|-----------------------------|-----------------------------|-----------------------------|-----------------------------|
|  | 男<br>Male                   | 女<br>Female                 | 男女合計<br>Both sexes          | 男<br>Male                   | 女<br>Female                 | 男女合計<br>Both sexes          | 男<br>Male                   | 女<br>Female                 | 男女合計<br>Both sexes          |
|  | 千人 (百分比)<br>'000 (%)        | 千人 (百分比)<br>'000 (%)        | 千人 (百分比)<br>'000 (%)        | 千人 (百分比)<br>'000 (%)        | 千人 (百分比)<br>'000 (%)        | 千人 (百分比)<br>'000 (%)        | 千人 (百分比)<br>'000 (%)        | 千人 (百分比)<br>'000 (%)        | 千人 (百分比)<br>'000 (%)        |
| 僱員<br>Employees                          |                             |                             |                             |                             |                             |                             |                             |                             |                             |
| 15 - 24                                  | 91.2 (5.1)<br>[91.2]        | 95.8 (5.2)<br>[87.7]        | 187.0 (5.2)<br>[178.8]      | 92.7 (5.2)<br>[92.7]        | 99.3 (5.3)<br>[94.0]        | 192.1 (5.3)<br>[186.7]      | 95.6 (5.3)<br>[95.6]        | 95.0 (5.1)<br>[89.5]        | 190.6 (5.2)<br>[185.0]      |
| 25 - 39                                  | 555.6 (31.0)<br>[554.8]     | 692.6 (37.7)<br>[510.4]     | 1 248.2 (34.4)<br>[1 065.2] | 558.1 (31.0)<br>[557.8]     | 684.7 (36.8)<br>[513.8]     | 1 242.8 (34.0)<br>[1 071.6] | 562.2 (30.9)<br>[561.4]     | 675.9 (36.3)<br>[517.0]     | 1 238.1 (33.6)<br>[1 078.4] |
| ≥ 40                                     | 920.9 (51.3)<br>[919.2]     | 952.4 (51.9)<br>[816.4]     | 1 873.3 (51.6)<br>[1 735.6] | 941.0 (52.3)<br>[938.3]     | 983.4 (52.9)<br>[836.2]     | 1 924.3 (52.6)<br>[1 774.4] | 946.0 (52.0)<br>[944.0]     | 992.0 (53.3)<br>[837.4]     | 1 938.0 (52.7)<br>[1 781.4] |
| 小計<br>Sub-total                          | 1 567.6 (87.4)<br>[1 565.2] | 1 740.8 (94.8)<br>[1 414.5] | 3 308.5 (91.1)<br>[2 979.6] | 1 591.8 (88.5)<br>[1 588.8] | 1 767.4 (95.1)<br>[1 444.0] | 3 359.1 (91.8)<br>[3 032.7] | 1 603.8 (88.2)<br>[1 601.0] | 1 762.9 (94.7)<br>[1 443.8] | 3 366.7 (91.5)<br>[3 044.8] |
| 僱主<br>Employers                          |                             |                             |                             |                             |                             |                             |                             |                             |                             |
| 15 - 24                                  | ‡ (‡)                       | ‡ (‡)                       | ‡ (‡)                       | ‡ (‡)                       | ‡ (‡)                       | ‡ (‡)                       | ‡ (‡)                       | ‡ (‡)                       | ‡ (‡)                       |
| 25 - 39                                  | 11.1 (0.6)                  | 3.8 (0.2)                   | 14.8 (0.4)                  | 9.1 (0.5)                   | 2.3 (0.1) †                 | 11.4 (0.3)                  | 9.2 (0.5)                   | 3.2 (0.2)                   | 12.4 (0.3)                  |
| ≥ 40                                     | 57.9 (3.2)                  | 18.0 (1.0)                  | 75.9 (2.1)                  | 46.7 (2.6)                  | 15.2 (0.8)                  | 61.8 (1.7)                  | 52.3 (2.9)                  | 16.3 (0.9)                  | 68.5 (1.9)                  |
| 小計<br>Sub-total                          | 69.1 (3.9)                  | 21.9 (1.2)                  | 91.1 (2.5)                  | 56.3 (3.1)                  | 17.5 (0.9)                  | 73.8 (2.0)                  | 61.6 (3.4)                  | 19.5 (1.0)                  | 81.1 (2.2)                  |
| 自營作業者<br>Self-employed                   |                             |                             |                             |                             |                             |                             |                             |                             |                             |
| 15 - 24                                  | 5.3 (0.3)                   | 5.2 (0.3)                   | 10.5 (0.3)                  | 3.4 (0.2) †                 | 5.1 (0.3)                   | 8.5 (0.2)                   | 6.6 (0.4)                   | 6.9 (0.4)                   | 13.5 (0.4)                  |
| 25 - 39                                  | 33.8 (1.9)                  | 20.2 (1.1)                  | 54.0 (1.5)                  | 33.0 (1.8)                  | 21.5 (1.2)                  | 54.5 (1.5)                  | 34.6 (1.9)                  | 23.3 (1.3)                  | 58.0 (1.6)                  |
| ≥ 40                                     | 117.0 (6.5)                 | 44.0 (2.4)                  | 161.0 (4.4)                 | 112.5 (6.3)                 | 43.3 (2.3)                  | 155.8 (4.3)                 | 110.5 (6.1)                 | 44.3 (2.4)                  | 154.8 (4.2)                 |
| 小計<br>Sub-total                          | 156.1 (8.7)                 | 69.4 (3.8)                  | 225.5 (6.2)                 | 149.0 (8.3)                 | 69.9 (3.8)                  | 218.8 (6.0)                 | 151.8 (8.3)                 | 74.5 (4.0)                  | 226.3 (6.1)                 |



表 4.2 按就業身分、年齡及性別劃分的就業人數 (續)

Table 4.2 Employed persons by employment status, age and sex (Cont'd.)

|  | 2020<br>第4季<br>Q4    |                      |                      | 2021<br>第3季<br>Q3    |                      |                      | 2021<br>第4季<br>Q4    |                      |                      |
|--|----------------------|----------------------|----------------------|----------------------|----------------------|----------------------|----------------------|----------------------|----------------------|
|  | 男<br>Male            | 女<br>Female          | 男女合計<br>Both sexes   | 男<br>Male            | 女<br>Female          | 男女合計<br>Both sexes   | 男<br>Male            | 女<br>Female          | 男女合計<br>Both sexes   |
| 就業身分/年齡組別<br>Employment status/Age group | 千人 (百分比)<br>'000 (%) | 千人 (百分比)<br>'000 (%) | 千人 (百分比)<br>'000 (%) | 千人 (百分比)<br>'000 (%) | 千人 (百分比)<br>'000 (%) | 千人 (百分比)<br>'000 (%) | 千人 (百分比)<br>'000 (%) | 千人 (百分比)<br>'000 (%) | 千人 (百分比)<br>'000 (%) |
| 無酬家庭從業員<br>Unpaid family workers         |                      |                      |                      |                      |                      |                      |                      |                      |                      |
| 15 - 24                                  | ‡ (‡)                | ‡ (‡)                | ‡ (‡)                | ‡ (‡)                | ‡ (‡)                | ‡ (‡)                | ‡ (‡)                | ‡ (‡)                | ‡ (‡)                |
| 25 - 39                                  | ‡ (‡)                | 0.5 (0.0) †          | 0.9 (0.0) †          | 0.6 (0.0) †          | 0.8 (0.0) †          | 1.4 (0.0) †          | ‡ (‡)                | ‡ (‡)                | 0.8 (0.0) †          |
| ≥ 40                                     | ‡ (‡)                | 3.9 (0.2) †          | 4.2 (0.1) †          | 1.2 (0.1) †          | 3.4 (0.2) †          | 4.6 (0.1)            | 1.1 (0.1) †          | 4.3 (0.2)            | 5.4 (0.1)            |
| 小計<br>Sub-total                          | 0.6 (0.0) †          | 4.5 (0.2)            | 5.1 (0.1)            | 1.8 (0.1) †          | 4.4 (0.2)            | 6.2 (0.2)            | 1.9 (0.1) †          | 4.8 (0.3)            | 6.7 (0.2)            |
| 合計<br>Overall                            | 1 793.5 (100.0)      | 1 836.7 (100.0)      | 3 630.2 (100.0)      | 1 798.8 (100.0)      | 1 859.2 (100.0)      | 3 658.0 (100.0)      | 1 819.1 (100.0)      | 1 861.6 (100.0)      | 3 680.7 (100.0)      |

註釋：方括號內的數字是指撇除外籍家庭傭工後計算的相應數字。

Note: Figures in square brackets are the corresponding statistics computed with foreign domestic helpers excluded.

表 4.3 按教育程度、年齡及性別劃分的就業人數  
Table 4.3 Employed persons by educational attainment, age and sex

| 教育程度/年齡組別<br>Educational attainment/<br>Age group   | 2020<br>第4季<br>Q4   |                     |                     | 2021<br>第3季<br>Q3   |                     |                     | 2021<br>第4季<br>Q4   |                     |                     |
|---|---------------------|---------------------|---------------------|---------------------|---------------------|---------------------|---------------------|---------------------|---------------------|
|   | 男<br>Male           | 女<br>Female         | 男女合計<br>Both sexes  | 男<br>Male           | 女<br>Female         | 男女合計<br>Both sexes  | 男<br>Male           | 女<br>Female         | 男女合計<br>Both sexes  |
|   | 千人(百分比)<br>'000 (%) | 千人(百分比)<br>'000 (%) | 千人(百分比)<br>'000 (%) | 千人(百分比)<br>'000 (%) | 千人(百分比)<br>'000 (%) | 千人(百分比)<br>'000 (%) | 千人(百分比)<br>'000 (%) | 千人(百分比)<br>'000 (%) | 千人(百分比)<br>'000 (%) |
| 小學及以下<br>Primary and below                          |                     |                     |                     |                     |                     |                     |                     |                     |                     |
| 15 - 24   | ‡ (§)               | 2.3 (0.1) †         | 2.3 (0.1) †         | ‡ (§)               | 0.6 (0.0) †         | 0.8 (0.0) †         | ‡ (§)               | ‡ (§)               | 0.8 (0.0) †         |
| 25 - 39   | 2.0 (0.1) †         | 19.7 (1.1)          | 21.7 (0.6)          | 2.7 (0.1) †         | 18.1 (1.0)          | 20.8 (0.6)          | 3.1 (0.2) †         | 14.6 (0.8)          | 17.8 (0.5)          |
| ≥ 40  | 128.8 (7.2)         | 146.6 (8.0)         | 275.4 (7.6)         | 116.5 (6.5)         | 147.4 (7.9)         | 263.8 (7.2)         | 124.9 (6.9)         | 147.4 (7.9)         | 272.3 (7.4)         |
| 小計<br>Sub-total                                     | 130.8 (7.3)         | 168.6 (9.2)         | 299.4 (8.2)         | 119.4 (6.6)         | 166.0 (8.9)         | 285.4 (7.8)         | 128.4 (7.1)         | 162.4 (8.7)         | 290.8 (7.9)         |
| 初中 <sup>(1)</sup><br>Lower secondary <sup>(1)</sup> |                     |                     |                     |                     |                     |                     |                     |                     |                     |
| 15 - 24   | 4.5 (0.2)           | 2.0 (0.1) †         | 6.5 (0.2)           | 5.1 (0.3)           | 3.0 (0.2) †         | 8.1 (0.2)           | 4.8 (0.3)           | 3.3 (0.2) †         | 8.1 (0.2)           |
| 25 - 39   | 40.3 (2.2)          | 36.7 (2.0)          | 77.1 (2.1)          | 38.3 (2.1)          | 39.2 (2.1)          | 77.5 (2.1)          | 40.7 (2.2)          | 36.4 (2.0)          | 77.1 (2.1)          |
| ≥ 40  | 215.1 (12.0)        | 158.8 (8.6)         | 373.9 (10.3)        | 224.4 (12.5)        | 164.3 (8.8)         | 388.7 (10.6)        | 226.2 (12.4)        | 167.6 (9.0)         | 393.8 (10.7)        |
| 小計<br>Sub-total                                     | 259.9 (14.5)        | 197.6 (10.8)        | 457.5 (12.6)        | 267.8 (14.9)        | 206.5 (11.1)        | 474.3 (13.0)        | 271.7 (14.9)        | 207.3 (11.1)        | 479.0 (13.0)        |
| 高中 <sup>(2)</sup><br>Upper secondary <sup>(2)</sup> |                     |                     |                     |                     |                     |                     |                     |                     |                     |
| 15 - 24   | 25.1 (1.4)          | 22.6 (1.2)          | 47.7 (1.3)          | 29.5 (1.6)          | 23.6 (1.3)          | 53.1 (1.5)          | 25.6 (1.4)          | 22.0 (1.2)          | 47.6 (1.3)          |
| 25 - 39   | 181.3 (10.1)        | 253.6 (13.8)        | 434.9 (12.0)        | 178.3 (9.9)         | 244.2 (13.1)        | 422.5 (11.5)        | 181.8 (10.0)        | 239.2 (12.8)        | 421.0 (11.4)        |
| ≥ 40  | 391.4 (21.8)        | 421.2 (22.9)        | 812.6 (22.4)        | 398.5 (22.2)        | 443.1 (23.8)        | 841.7 (23.0)        | 394.4 (21.7)        | 451.1 (24.2)        | 845.5 (23.0)        |
| 小計<br>Sub-total                                     | 597.8 (33.3)        | 697.4 (38.0)        | 1 295.2 (35.7)      | 606.3 (33.7)        | 710.9 (38.2)        | 1 317.3 (36.0)      | 601.8 (33.1)        | 712.3 (38.3)        | 1 314.0 (35.7)      |

表 4.3 按教育程度、年齡及性別劃分的就業人數 (續)

Table 4.3 Employed persons by educational attainment, age and sex (Cont'd.)

| 教育程度/年齡組別<br>Educational attainment/<br>Age group    | 2020<br>第4季<br>Q4    |                      |                      | 2021<br>第3季<br>Q3    |                      |                      | 2021<br>第4季<br>Q4    |                      |                      |
|--|----------------------|----------------------|----------------------|----------------------|----------------------|----------------------|----------------------|----------------------|----------------------|
|  | 男<br>Male            | 女<br>Female          | 男女合計<br>Both sexes   | 男<br>Male            | 女<br>Female          | 男女合計<br>Both sexes   | 男<br>Male            | 女<br>Female          | 男女合計<br>Both sexes   |
|  | 千人 (百分比)<br>'000 (%) | 千人 (百分比)<br>'000 (%) | 千人 (百分比)<br>'000 (%) | 千人 (百分比)<br>'000 (%) | 千人 (百分比)<br>'000 (%) | 千人 (百分比)<br>'000 (%) | 千人 (百分比)<br>'000 (%) | 千人 (百分比)<br>'000 (%) | 千人 (百分比)<br>'000 (%) |
| 專上教育 - 文憑/證書<br>Post-secondary - diploma/certificate |                      |                      |                      |                      |                      |                      |                      |                      |                      |
| 15 - 24  | 6.2 (0.3)            | 4.9 (0.3) †          | 11.1 (0.3)           | 5.9 (0.3)            | 4.6 (0.2)            | 10.5 (0.3)           | 6.5 (0.4)            | 4.7 (0.3)            | 11.2 (0.3)           |
| 25 - 39  | 26.4 (1.5)           | 31.4 (1.7)           | 57.8 (1.6)           | 24.5 (1.4)           | 28.3 (1.5)           | 52.8 (1.4)           | 24.8 (1.4)           | 28.0 (1.5)           | 52.8 (1.4)           |
| ≥ 40   | 37.7 (2.1)           | 43.9 (2.4)           | 81.6 (2.2)           | 36.0 (2.0)           | 37.7 (2.0)           | 73.8 (2.0)           | 34.8 (1.9)           | 37.0 (2.0)           | 71.8 (2.0)           |
| 小計<br>Sub-total                                      | 70.4 (3.9)           | 80.2 (4.4)           | 150.6 (4.1)          | 66.4 (3.7)           | 70.6 (3.8)           | 137.0 (3.7)          | 66.0 (3.6)           | 69.7 (3.7)           | 135.7 (3.7)          |
| 專上教育 - 副學位<br>Post-secondary - sub-degree            |                      |                      |                      |                      |                      |                      |                      |                      |                      |
| 15 - 24  | 15.5 (0.9)           | 16.3 (0.9)           | 31.7 (0.9)           | 16.0 (0.9)           | 13.7 (0.7)           | 29.7 (0.8)           | 19.0 (1.0)           | 15.0 (0.8)           | 34.1 (0.9)           |
| 25 - 39  | 60.9 (3.4)           | 53.5 (2.9)           | 114.3 (3.1)          | 65.0 (3.6)           | 57.0 (3.1)           | 122.0 (3.3)          | 66.7 (3.7)           | 60.7 (3.3)           | 127.4 (3.5)          |
| ≥ 40   | 44.3 (2.5)           | 34.3 (1.9)           | 78.6 (2.2)           | 50.5 (2.8)           | 34.4 (1.9)           | 84.9 (2.3)           | 46.9 (2.6)           | 33.1 (1.8)           | 80.0 (2.2)           |
| 小計<br>Sub-total                                      | 120.7 (6.7)          | 104.0 (5.7)          | 224.7 (6.2)          | 131.4 (7.3)          | 105.1 (5.7)          | 236.5 (6.5)          | 132.6 (7.3)          | 108.8 (5.8)          | 241.5 (6.6)          |

表 4.3 按教育程度、年齡及性別劃分的就業人數 (續)

Table 4.3 Employed persons by educational attainment, age and sex (Cont'd.)

| 教育程度/年齡組別<br>Educational attainment/<br>Age group | 2020<br>第4季<br>Q4    |                      |                      | 2021<br>第3季<br>Q3    |                      |                      | 2021<br>第4季<br>Q4    |                      |                      |
|---|----------------------|----------------------|----------------------|----------------------|----------------------|----------------------|----------------------|----------------------|----------------------|
|   | 男<br>Male            | 女<br>Female          | 男女合計<br>Both sexes   | 男<br>Male            | 女<br>Female          | 男女合計<br>Both sexes   | 男<br>Male            | 女<br>Female          | 男女合計<br>Both sexes   |
|   | 千人 (百分比)<br>'000 (%) | 千人 (百分比)<br>'000 (%) | 千人 (百分比)<br>'000 (%) | 千人 (百分比)<br>'000 (%) | 千人 (百分比)<br>'000 (%) | 千人 (百分比)<br>'000 (%) | 千人 (百分比)<br>'000 (%) | 千人 (百分比)<br>'000 (%) | 千人 (百分比)<br>'000 (%) |
| 專上教育 - 學位<br>Post-secondary - degree              |                      |                      |                      |                      |                      |                      |                      |                      |                      |
| 15 - 24   | 45.3 (2.5)           | 53.2 (2.9)           | 98.5 (2.7)           | 39.9 (2.2)           | 59.2 (3.2)           | 99.2 (2.7)           | 46.5 (2.6)           | 56.4 (3.0)           | 102.9 (2.8)          |
| 25 - 39   | 290.0 (16.2)         | 322.1 (17.5)         | 612.1 (16.9)         | 292.1 (16.2)         | 322.5 (17.3)         | 614.6 (16.8)         | 289.3 (15.9)         | 324.0 (17.4)         | 613.3 (16.7)         |
| ≥ 40  | 278.7 (15.5)         | 213.5 (11.6)         | 492.2 (13.6)         | 275.4 (15.3)         | 218.3 (11.7)         | 493.7 (13.5)         | 282.7 (15.5)         | 220.7 (11.9)         | 503.4 (13.7)         |
| 小計<br>Sub-total                                   | 614.0 (34.2)         | 588.9 (32.1)         | 1 202.9 (33.1)       | 607.5 (33.8)         | 600.0 (32.3)         | 1 207.4 (33.0)       | 618.5 (34.0)         | 601.1 (32.3)         | 1 219.6 (33.1)       |
| 合計<br>Overall                                     | 1 793.5 (100.0)      | 1 836.7 (100.0)      | 3 630.2 (100.0)      | 1 798.8 (100.0)      | 1 859.2 (100.0)      | 3 658.0 (100.0)      | 1 819.1 (100.0)      | 1 861.6 (100.0)      | 3 680.7 (100.0)      |

註釋： (1) 具初中教育程度的人士是指具中一至中三教育程度或同等學歷的人士。

(2) 具高中教育程度的人士是指具中學舊學制的四至七年級及新學制的四至六年級或同等程度，毅進計劃／毅進文憑以及工藝程度教育的人士。

Notes: (1) Persons with educational attainment at lower secondary level refer to those with Secondary 1-3 education or equivalent level.

(2) Persons with educational attainment at upper secondary level refer to those with Secondary 4-7 of old academic structure, Secondary 4-6 of new academic structure or equivalent, Project Yi Jin/Yi Jin Diploma and craft level.

表 4.3A 按教育程度、年齡及性別劃分的就業人數 (不包括外籍家庭傭工)  
Table 4.3A Employed persons by educational attainment, age and sex (excluding foreign domestic helpers)

| 教育程度/年齡組別<br>Educational attainment/<br>Age group   | 2020<br>第4季<br>Q4   |                     |                     | 2021<br>第3季<br>Q3   |                     |                     | 2021<br>第4季<br>Q4   |                     |                     |
|---|---------------------|---------------------|---------------------|---------------------|---------------------|---------------------|---------------------|---------------------|---------------------|
|   | 男<br>Male           | 女<br>Female         | 男女合計<br>Both sexes  | 男<br>Male           | 女<br>Female         | 男女合計<br>Both sexes  | 男<br>Male           | 女<br>Female         | 男女合計<br>Both sexes  |
|   | 千人(百分比)<br>'000 (%) | 千人(百分比)<br>'000 (%) | 千人(百分比)<br>'000 (%) | 千人(百分比)<br>'000 (%) | 千人(百分比)<br>'000 (%) | 千人(百分比)<br>'000 (%) | 千人(百分比)<br>'000 (%) | 千人(百分比)<br>'000 (%) | 千人(百分比)<br>'000 (%) |
| 小學及以下<br>Primary and below                          |                     |                     |                     |                     |                     |                     |                     |                     |                     |
| 15 - 24   | ‡ (‡)               | ‡ (‡)               | ‡ (‡)               | ‡ (‡)               | ‡ (‡)               | ‡ (‡)               | ‡ (‡)               | ‡ (‡)               | ‡ (‡)               |
| 25 - 39   | 2.0 (0.1) †         | 3.9 (0.3)           | 5.9 (0.2)           | 2.7 (0.1) †         | 2.2 (0.1) †         | 4.9 (0.1)           | 3.1 (0.2) †         | 1.2 (0.1) †         | 4.4 (0.1)           |
| ≥ 40  | 128.6 (7.2)         | 129.3 (8.6)         | 257.9 (7.8)         | 116.1 (6.5)         | 127.5 (8.3)         | 243.6 (7.3)         | 124.7 (6.9)         | 126.1 (8.2)         | 250.8 (7.5)         |
| 小計<br>Sub-total                                     | 130.6 (7.3)         | 133.3 (8.8)         | 263.9 (8.0)         | 119.0 (6.6)         | 129.8 (8.4)         | 248.8 (7.5)         | 128.3 (7.1)         | 127.3 (8.3)         | 255.6 (7.6)         |
| 初中 <sup>(1)</sup><br>Lower secondary <sup>(1)</sup> |                     |                     |                     |                     |                     |                     |                     |                     |                     |
| 15 - 24   | 4.5 (0.2)           | 0.9 (0.1) †         | 5.4 (0.2)           | 5.1 (0.3)           | 2.4 (0.2) †         | 7.5 (0.2)           | 4.8 (0.3)           | 2.4 (0.2) †         | 7.1 (0.2)           |
| 25 - 39   | 40.2 (2.2)          | 19.1 (1.3)          | 59.3 (1.8)          | 38.3 (2.1)          | 19.7 (1.3)          | 58.0 (1.7)          | 40.7 (2.2)          | 19.6 (1.3)          | 60.3 (1.8)          |
| ≥ 40  | 215.0 (12.0)        | 146.4 (9.7)         | 361.4 (10.9)        | 224.3 (12.5)        | 152.1 (9.9)         | 376.4 (11.3)        | 226.1 (12.4)        | 152.7 (9.9)         | 378.7 (11.3)        |
| 小計<br>Sub-total                                     | 259.7 (14.5)        | 166.5 (11.0)        | 426.1 (12.9)        | 267.7 (14.9)        | 174.2 (11.3)        | 441.9 (13.3)        | 271.6 (15.0)        | 174.6 (11.3)        | 446.2 (13.3)        |
| 高中 <sup>(2)</sup><br>Upper secondary <sup>(2)</sup> |                     |                     |                     |                     |                     |                     |                     |                     |                     |
| 15 - 24   | 25.1 (1.4)          | 17.8 (1.2)          | 42.9 (1.3)          | 29.5 (1.6)          | 19.4 (1.3)          | 48.9 (1.5)          | 25.6 (1.4)          | 17.8 (1.2)          | 43.4 (1.3)          |
| 25 - 39   | 181.0 (10.1)        | 128.7 (8.5)         | 309.7 (9.4)         | 178.0 (9.9)         | 134.6 (8.8)         | 312.6 (9.4)         | 181.0 (10.0)        | 133.2 (8.6)         | 314.1 (9.4)         |
| ≥ 40  | 390.1 (21.8)        | 333.9 (22.1)        | 724.0 (21.9)        | 397.1 (22.1)        | 348.0 (22.7)        | 745.1 (22.4)        | 392.7 (21.6)        | 354.9 (23.0)        | 747.7 (22.3)        |
| 小計<br>Sub-total                                     | 596.1 (33.3)        | 480.4 (31.8)        | 1 076.5 (32.6)      | 604.6 (33.7)        | 502.1 (32.7)        | 1 106.6 (33.2)      | 599.3 (33.0)        | 505.9 (32.8)        | 1 105.2 (32.9)      |

表 4.3A 按教育程度、年齡及性別劃分的就業人數 (不包括外籍家庭傭工) (續)  
Table 4.3A Employed persons by educational attainment, age and sex (excluding foreign domestic helpers) (Cont'd.)

| 教育程度/年齡組別<br>Educational attainment/<br>Age group    | 2020<br>第4季<br>Q4    |                      |                      | 2021<br>第3季<br>Q3    |                      |                      | 2021<br>第4季<br>Q4    |                      |                      |
|--|----------------------|----------------------|----------------------|----------------------|----------------------|----------------------|----------------------|----------------------|----------------------|
|  | 男<br>Male            | 女<br>Female          | 男女合計<br>Both sexes   | 男<br>Male            | 女<br>Female          | 男女合計<br>Both sexes   | 男<br>Male            | 女<br>Female          | 男女合計<br>Both sexes   |
|  | 千人 (百分比)<br>'000 (%) | 千人 (百分比)<br>'000 (%) | 千人 (百分比)<br>'000 (%) | 千人 (百分比)<br>'000 (%) | 千人 (百分比)<br>'000 (%) | 千人 (百分比)<br>'000 (%) | 千人 (百分比)<br>'000 (%) | 千人 (百分比)<br>'000 (%) | 千人 (百分比)<br>'000 (%) |
| 專上教育 - 文憑/證書<br>Post-secondary - diploma/certificate |                      |                      |                      |                      |                      |                      |                      |                      |                      |
| 15 - 24  | 6.2 (0.3)            | 4.9 (0.3) †          | 11.1 (0.3)           | 5.9 (0.3)            | 4.6 (0.3)            | 10.5 (0.3)           | 6.5 (0.4)            | 4.7 (0.3)            | 11.2 (0.3)           |
| 25 - 39  | 26.4 (1.5)           | 24.8 (1.6)           | 51.2 (1.6)           | 24.5 (1.4)           | 22.4 (1.5)           | 46.9 (1.4)           | 24.8 (1.4)           | 20.6 (1.3)           | 45.4 (1.4)           |
| ≥ 40   | 37.6 (2.1)           | 39.0 (2.6)           | 76.5 (2.3)           | 35.7 (2.0)           | 32.2 (2.1)           | 67.8 (2.0)           | 34.8 (1.9)           | 31.0 (2.0)           | 65.8 (2.0)           |
| 小計<br>Sub-total                                      | 70.2 (3.9)           | 68.6 (4.5)           | 138.8 (4.2)          | 66.1 (3.7)           | 59.1 (3.9)           | 125.2 (3.8)          | 66.0 (3.6)           | 56.3 (3.7)           | 122.4 (3.6)          |
| 專上教育 - 副學位<br>Post-secondary - sub-degree            |                      |                      |                      |                      |                      |                      |                      |                      |                      |
| 15 - 24  | 15.5 (0.9)           | 16.3 (1.1)           | 31.7 (1.0)           | 16.0 (0.9)           | 13.7 (0.9)           | 29.7 (0.9)           | 19.0 (1.0)           | 15.0 (1.0)           | 34.1 (1.0)           |
| 25 - 39  | 60.9 (3.4)           | 52.4 (3.5)           | 113.2 (3.4)          | 65.0 (3.6)           | 54.3 (3.5)           | 119.3 (3.6)          | 66.7 (3.7)           | 59.0 (3.8)           | 125.7 (3.7)          |
| ≥ 40   | 44.3 (2.5)           | 32.1 (2.1)           | 76.4 (2.3)           | 50.2 (2.8)           | 32.6 (2.1)           | 82.9 (2.5)           | 46.9 (2.6)           | 31.6 (2.0)           | 78.5 (2.3)           |
| 小計<br>Sub-total                                      | 120.7 (6.7)          | 100.8 (6.7)          | 221.4 (6.7)          | 131.1 (7.3)          | 100.7 (6.6)          | 231.8 (7.0)          | 132.6 (7.3)          | 105.6 (6.8)          | 238.3 (7.1)          |

**表 4.3A 按教育程度、年齡及性別劃分的就業人數 (不包括外籍家庭傭工) (續)**  
**Table 4.3A Employed persons by educational attainment, age and sex (excluding foreign domestic helpers) (Cont'd.)**

| 教育程度/年齡組別<br>Educational attainment/<br>Age group | 2020<br>第4季<br>Q4    |                      |                      | 2021<br>第3季<br>Q3    |                      |                      | 2021<br>第4季<br>Q4    |                      |                      |
|---|----------------------|----------------------|----------------------|----------------------|----------------------|----------------------|----------------------|----------------------|----------------------|
|   | 男<br>Male            | 女<br>Female          | 男女合計<br>Both sexes   | 男<br>Male            | 女<br>Female          | 男女合計<br>Both sexes   | 男<br>Male            | 女<br>Female          | 男女合計<br>Both sexes   |
|   | 千人 (百分比)<br>'000 (%) | 千人 (百分比)<br>'000 (%) | 千人 (百分比)<br>'000 (%) | 千人 (百分比)<br>'000 (%) | 千人 (百分比)<br>'000 (%) | 千人 (百分比)<br>'000 (%) | 千人 (百分比)<br>'000 (%) | 千人 (百分比)<br>'000 (%) | 千人 (百分比)<br>'000 (%) |
| 專上教育 - 學位<br>Post-secondary - degree              |                      |                      |                      |                      |                      |                      |                      |                      |                      |
| 15 - 24   | 45.3 (2.5)           | 53.0 (3.5)           | 98.4 (3.0)           | 39.9 (2.2)           | 59.2 (3.9)           | 99.2 (3.0)           | 46.5 (2.6)           | 56.4 (3.7)           | 102.9 (3.1)          |
| 25 - 39   | 289.6 (16.2)         | 306.0 (20.3)         | 595.6 (18.0)         | 292.1 (16.3)         | 305.1 (19.9)         | 597.2 (17.9)         | 289.3 (15.9)         | 310.3 (20.1)         | 599.6 (17.9)         |
| ≥ 40  | 278.7 (15.6)         | 201.8 (13.4)         | 480.5 (14.6)         | 275.3 (15.3)         | 205.6 (13.4)         | 480.8 (14.4)         | 282.7 (15.6)         | 206.0 (13.4)         | 488.7 (14.5)         |
| 小計<br>Sub-total                                   | 613.7 (34.3)         | 560.8 (37.1)         | 1 174.5 (35.6)       | 607.3 (33.8)         | 569.9 (37.1)         | 1 177.2 (35.3)       | 618.5 (34.1)         | 572.7 (37.1)         | 1 191.2 (35.5)       |
| 合計<br>Overall                                     | 1 791.0 (100.0)      | 1 510.3 (100.0)      | 3 301.3 (100.0)      | 1 795.8 (100.0)      | 1 535.8 (100.0)      | 3 331.6 (100.0)      | 1 816.3 (100.0)      | 1 542.6 (100.0)      | 3 358.8 (100.0)      |

註釋： (1) 具初中教育程度的人士是指具中一至中三教育程度或同等學歷的人士。

(2) 具高中教育程度的人士是指具中學舊學制的四至七年級及新學制的四至六年級或同等程度，毅進計劃／毅進文憑以及工藝程度教育的人士。

Notes : (1) Persons with educational attainment at lower secondary level refer to those with Secondary 1-3 education or equivalent level.

(2) Persons with educational attainment at upper secondary level refer to those with Secondary 4-7 of old academic structure, Secondary 4-6 of new academic structure or equivalent, Project Yi Jin/Yi Jin Diploma and craft level.

表 4.4 按主要工作所屬詳細行業及性別劃分的就業人數

Table 4.4 Employed persons by detailed industry of main employment and sex

| 詳細行業<br>Detailed industry   | 2020<br>第4季<br>Q4    |                      |                      | 2021<br>第3季<br>Q3    |                      |                      | 2021<br>第4季<br>Q4    |                      |                      |
|---|----------------------|----------------------|----------------------|----------------------|----------------------|----------------------|----------------------|----------------------|----------------------|
|   | 男<br>Male            | 女<br>Female          | 男女合計<br>Both sexes   | 男<br>Male            | 女<br>Female          | 男女合計<br>Both sexes   | 男<br>Male            | 女<br>Female          | 男女合計<br>Both sexes   |
|   | 千人 (百分比)<br>'000 (%) | 千人 (百分比)<br>'000 (%) | 千人 (百分比)<br>'000 (%) | 千人 (百分比)<br>'000 (%) | 千人 (百分比)<br>'000 (%) | 千人 (百分比)<br>'000 (%) | 千人 (百分比)<br>'000 (%) | 千人 (百分比)<br>'000 (%) | 千人 (百分比)<br>'000 (%) |
| 製造<br>Manufacturing   | 67.0 (3.7)           | 33.1 (1.8)           | 100.1 (2.8)          | 59.0 (3.3)           | 31.8 (1.7)           | 90.8 (2.5)           | 58.3 (3.2)           | 30.8 (1.7)           | 89.1 (2.4)           |
| 紡織品、成衣、皮革及<br>相關製品的製造<br>Manufacture of textiles, wearing<br>apparel, leather and related products                    | 3.8 (0.2) †          | 2.9 (0.2)            | 6.7 (0.2)            | 1.8 (0.1) †          | 2.9 (0.2)            | 4.7 (0.1)            | 2.6 (0.1) †          | 3.6 (0.2)            | 6.2 (0.2)            |
| 其他製造業<br>Other manufacturing  | 63.3 (3.5)           | 30.1 (1.6)           | 93.4 (2.6)           | 57.2 (3.2)           | 28.9 (1.6)           | 86.1 (2.4)           | 55.7 (3.1)           | 27.2 (1.5)           | 82.9 (2.3)           |
| 建造<br>Construction  | 278.5 (15.5)         | 36.6 (2.0)           | 315.1 (8.7)          | 294.0 (16.3)         | 38.4 (2.1)           | 332.4 (9.1)          | 295.1 (16.2)         | 40.0 (2.1)           | 335.1 (9.1)          |
| 地基及上蓋工程<br>Foundation and superstructure  | 212.7 (11.9)         | 29.1 (1.6)           | 241.8 (6.7)          | 227.7 (12.7)         | 32.5 (1.7)           | 260.1 (7.1)          | 229.5 (12.6)         | 32.3 (1.7)           | 261.8 (7.1)          |
| 樓房裝飾、修葺及保養<br>Decoration, repair and maintenance<br>for buildings   | 65.8 (3.7)           | 7.6 (0.4)            | 73.4 (2.0)           | 66.3 (3.7)           | 5.9 (0.3)            | 72.2 (2.0)           | 65.6 (3.6)           | 7.7 (0.4)            | 73.3 (2.0)           |
| 進出口貿易及批發<br>Import/export trade and wholesale   | 154.0 (8.6)          | 156.1 (8.5)          | 310.1 (8.5)          | 151.7 (8.4)          | 157.6 (8.5)          | 309.3 (8.5)          | 147.7 (8.1)          | 163.7 (8.8)          | 311.4 (8.5)          |
| 進出口貿易<br>Import and export trade  | 142.5 (7.9)          | 150.7 (8.2)          | 293.2 (8.1)          | 142.1 (7.9)          | 149.9 (8.1)          | 292.0 (8.0)          | 138.9 (7.6)          | 154.9 (8.3)          | 293.8 (8.0)          |
| 批發<br>Wholesale   | 11.5 (0.6)           | 5.5 (0.3)            | 17.0 (0.5)           | 9.6 (0.5)            | 7.7 (0.4)            | 17.3 (0.5)           | 8.8 (0.5)            | 8.8 (0.5)            | 17.6 (0.5)           |
| 零售、住宿 <sup>(1)</sup> 及膳食服務 <sup>(2)</sup><br>Retail, accommodation <sup>(1)</sup> and<br>food services <sup>(2)</sup> | 220.3 (12.3)         | 288.4 (15.7)         | 508.7 (14.0)         | 219.8 (12.2)         | 299.3 (16.1)         | 519.1 (14.2)         | 230.0 (12.6)         | 301.6 (16.2)         | 531.7 (14.4)         |
| 零售<br>Retail  | 106.8 (6.0)          | 163.1 (8.9)          | 269.9 (7.4)          | 102.8 (5.7)          | 163.5 (8.8)          | 266.3 (7.3)          | 107.2 (5.9)          | 166.1 (8.9)          | 273.3 (7.4)          |
| 住宿 <sup>(1)</sup> 及膳食服務<br>Accommodation <sup>(1)</sup> and food services   | 113.5 (6.3)          | 125.3 (6.8)          | 238.8 (6.6)          | 117.0 (6.5)          | 135.8 (7.3)          | 252.8 (6.9)          | 122.8 (6.8)          | 135.5 (7.3)          | 258.3 (7.0)          |



表 4.4 按主要工作所屬詳細行業及性別劃分的就業人數 (續)

Table 4.4 Employed persons by detailed industry of main employment and sex (Cont'd.)

| 詳細行業<br>Detailed industry   | 2020<br>第4季<br>Q4    |                      |                      | 2021<br>第3季<br>Q3    |                      |                      | 2021<br>第4季<br>Q4    |                      |                      |
|---|----------------------|----------------------|----------------------|----------------------|----------------------|----------------------|----------------------|----------------------|----------------------|
|   | 男<br>Male            | 女<br>Female          | 男女合計<br>Both sexes   | 男<br>Male            | 女<br>Female          | 男女合計<br>Both sexes   | 男<br>Male            | 女<br>Female          | 男女合計<br>Both sexes   |
|   | 千人 (百分比)<br>'000 (%) | 千人 (百分比)<br>'000 (%) | 千人 (百分比)<br>'000 (%) | 千人 (百分比)<br>'000 (%) | 千人 (百分比)<br>'000 (%) | 千人 (百分比)<br>'000 (%) | 千人 (百分比)<br>'000 (%) | 千人 (百分比)<br>'000 (%) | 千人 (百分比)<br>'000 (%) |
| 運輸、倉庫、郵政及速遞服務、<br>資訊及通訊<br>Transportation, storage, postal and<br>courier services, information<br>and communications | 320.5 (17.9)         | 107.3 (5.8)          | 427.8 (11.8)         | 315.3 (17.5)         | 109.5 (5.9)          | 424.8 (11.6)         | 318.2 (17.5)         | 104.8 (5.6)          | 423.0 (11.5)         |
| 運輸及倉庫<br>Transportation and storage   | 210.5 (11.7)         | 61.3 (3.3)           | 271.8 (7.5)          | 206.9 (11.5)         | 64.6 (3.5)           | 271.5 (7.4)          | 211.8 (11.6)         | 57.9 (3.1)           | 269.7 (7.3)          |
| 郵政及速遞活動<br>Postal and courier activities  | 18.1 (1.0)           | 4.5 (0.2)            | 22.6 (0.6)           | 17.5 (1.0)           | 5.5 (0.3)            | 23.0 (0.6)           | 17.3 (0.9)           | 5.9 (0.3)            | 23.2 (0.6)           |
| 資訊及通訊<br>Information and communications   | 92.0 (5.1)           | 41.5 (2.3)           | 133.5 (3.7)          | 91.0 (5.1)           | 39.3 (2.1)           | 130.3 (3.6)          | 89.1 (4.9)           | 41.0 (2.2)           | 130.1 (3.5)          |
| 金融、保險、地產、專業及<br>商用服務<br>Financing, insurance, real estate,<br>professional and business services                      | 422.8 (23.6)         | 427.4 (23.3)         | 850.3 (23.4)         | 428.1 (23.8)         | 427.4 (23.0)         | 855.4 (23.4)         | 424.6 (23.3)         | 429.9 (23.1)         | 854.4 (23.2)         |
| 金融<br>Financing   | 105.3 (5.9)          | 111.8 (6.1)          | 217.1 (6.0)          | 110.4 (6.1)          | 109.0 (5.9)          | 219.4 (6.0)          | 110.4 (6.1)          | 107.0 (5.7)          | 217.4 (5.9)          |
| 保險<br>Insurance   | 25.3 (1.4)           | 42.7 (2.3)           | 68.0 (1.9)           | 27.5 (1.5)           | 40.8 (2.2)           | 68.3 (1.9)           | 27.7 (1.5)           | 41.4 (2.2)           | 69.1 (1.9)           |
| 地產<br>Real estate   | 89.7 (5.0)           | 67.5 (3.7)           | 157.2 (4.3)          | 102.3 (5.7)          | 62.8 (3.4)           | 165.2 (4.5)          | 95.6 (5.3)           | 70.5 (3.8)           | 166.1 (4.5)          |
| 專業及商用服務<br>Professional and business services   | 202.6 (11.3)         | 205.4 (11.2)         | 408.0 (11.2)         | 187.8 (10.4)         | 214.8 (11.6)         | 402.6 (11.0)         | 190.8 (10.5)         | 211.0 (11.3)         | 401.8 (10.9)         |

表 4.4 按主要工作所屬詳細行業及性別劃分的就業人數 (續)

Table 4.4 Employed persons by detailed industry of main employment and sex (Cont'd.)

| 詳細行業<br>Detailed industry   | 2020<br>第4季<br>Q4    |                        |                         | 2021<br>第3季<br>Q3    |                        |                         | 2021<br>第4季<br>Q4    |                        |                         |
|---|----------------------|------------------------|-------------------------|----------------------|------------------------|-------------------------|----------------------|------------------------|-------------------------|
|   | 男<br>Male            | 女<br>Female            | 男女合計<br>Both sexes      | 男<br>Male            | 女<br>Female            | 男女合計<br>Both sexes      | 男<br>Male            | 女<br>Female            | 男女合計<br>Both sexes      |
|   | 千人 (百分比)<br>'000 (%) | 千人 (百分比)<br>'000 (%)   | 千人 (百分比)<br>'000 (%)    | 千人 (百分比)<br>'000 (%) | 千人 (百分比)<br>'000 (%)   | 千人 (百分比)<br>'000 (%)    | 千人 (百分比)<br>'000 (%) | 千人 (百分比)<br>'000 (%)   | 千人 (百分比)<br>'000 (%)    |
| 公共行政、社會及個人服務<br>Public administration, social and personal services | 314.3 (17.5)         | 781.0 (42.5)           | 1 095.2 (30.2)          | 313.6 (17.4)         | 789.8 (42.5)           | 1 103.4 (30.2)          | 327.3 (18.0)         | 784.5 (42.1)           | 1 111.8 (30.2)          |
| 公共行政<br>Public administration                                       | 77.2 (4.3)           | 48.7 (2.7)             | 125.9 (3.5)             | 85.7 (4.8)           | 52.9 (2.8)             | 138.6 (3.8)             | 87.9 (4.8)           | 50.9 (2.7)             | 138.8 (3.8)             |
| 教育<br>Education   | 76.2 (4.2)           | 140.4 (7.6)            | 216.6 (6.0)             | 74.7 (4.2)           | 145.2 (7.8)            | 219.9 (6.0)             | 79.2 (4.4)           | 144.6 (7.8)            | 223.8 (6.1)             |
| 人類保健及社會工作活動<br>Human health and social work activities              | 68.4 (3.8)           | 167.5 (9.1)            | 235.9 (6.5)             | 61.2 (3.4)           | 172.9 (9.3)            | 234.1 (6.4)             | 66.0 (3.6)           | 171.5 (9.2)            | 237.5 (6.5)             |
| 藝術、娛樂及康樂活動<br>Arts, entertainment and recreation                    | 26.6 (1.5)           | 26.5 (1.4)             | 53.1 (1.5)              | 26.8 (1.5)           | 25.9 (1.4)             | 52.7 (1.4)              | 29.1 (1.6)           | 23.6 (1.3)             | 52.7 (1.4)              |
| 其他服務活動<br>Other service activities                                  | 65.9 (3.7)<br>[63.4] | 397.9 (21.7)<br>[71.5] | 463.8 (12.8)<br>[134.9] | 65.2 (3.6)<br>[62.2] | 392.9 (21.1)<br>[69.4] | 458.1 (12.5)<br>[131.7] | 65.1 (3.6)<br>[62.3] | 393.8 (21.2)<br>[74.7] | 458.9 (12.5)<br>[137.0] |
| 其他行業<br>Other industries  | 16.0 (0.9)           | 6.8 (0.4)              | 22.8 (0.6)              | 17.3 (1.0)           | 5.5 (0.3)              | 22.8 (0.6)              | 17.9 (1.0)           | 6.3 (0.3)              | 24.2 (0.7)              |
| 合計<br>Overall   | 1 793.5 (100.0)      | 1 836.7 (100.0)        | 3 630.2 (100.0)         | 1 798.8 (100.0)      | 1 859.2 (100.0)        | 3 658.0 (100.0)         | 1 819.1 (100.0)      | 1 861.6 (100.0)        | 3 680.7 (100.0)         |

註釋： 方括號內的數字是指撇除外籍家庭傭工後計算的相應數字。

- (1) 住宿服務包括酒店、賓館、旅舍及其他提供短期住宿服務的機構單位。
- (2) 零售、住宿及膳食服務業合計通常被稱為「與消費及旅遊相關行業」。

Notes : Figures in square brackets are the corresponding statistics computed with foreign domestic helpers excluded.

- (1) Accommodation services cover hotels, guesthouses, boarding houses and other establishments providing short term accommodation.
- (2) The retail, accommodation and food services industries as a whole is generally referred to as the consumption- and tourism-related segment.

表 4.5 按主要工作所屬行業、年齡及性別劃分的就業人數

Table 4.5 Employed persons by industry of main employment, age and sex

| 行業/年齡組別<br>Industry/Age group                 | 2020<br>第4季<br>Q4    |                      |                      | 2021<br>第3季<br>Q3    |                      |                      | 2021<br>第4季<br>Q4    |                      |                      |
|---|----------------------|----------------------|----------------------|----------------------|----------------------|----------------------|----------------------|----------------------|----------------------|
|   | 男<br>Male            | 女<br>Female          | 男女合計<br>Both sexes   | 男<br>Male            | 女<br>Female          | 男女合計<br>Both sexes   | 男<br>Male            | 女<br>Female          | 男女合計<br>Both sexes   |
|   | 千人 (百分比)<br>'000 (%) | 千人 (百分比)<br>'000 (%) | 千人 (百分比)<br>'000 (%) | 千人 (百分比)<br>'000 (%) | 千人 (百分比)<br>'000 (%) | 千人 (百分比)<br>'000 (%) | 千人 (百分比)<br>'000 (%) | 千人 (百分比)<br>'000 (%) | 千人 (百分比)<br>'000 (%) |
| 製造<br>Manufacturing                           |                      |                      |                      |                      |                      |                      |                      |                      |                      |
| 15 - 24                                       | 2.3 (0.1) †          | 1.1 (0.1) †          | 3.4 (0.1)            | 2.6 (0.1) †          | 1.4 (0.1) †          | 4.0 (0.1)            | 2.3 (0.1) †          | 0.9 (0.0) †          | 3.2 (0.1) †          |
| 25 - 39                                       | 18.1 (1.0)           | 7.4 (0.4)            | 25.5 (0.7)           | 14.1 (0.8)           | 7.0 (0.4)            | 21.0 (0.6)           | 14.8 (0.8)           | 6.4 (0.3)            | 21.2 (0.6)           |
| ≥ 40  | 46.6 (2.6)           | 24.6 (1.3)           | 71.2 (2.0)           | 42.3 (2.4)           | 23.5 (1.3)           | 65.8 (1.8)           | 41.2 (2.3)           | 23.5 (1.3)           | 64.7 (1.8)           |
| 小計<br>Sub-total                               | 67.0 (3.7)           | 33.1 (1.8)           | 100.1 (2.8)          | 59.0 (3.3)           | 31.8 (1.7)           | 90.8 (2.5)           | 58.3 (3.2)           | 30.8 (1.7)           | 89.1 (2.4)           |
| 建造<br>Construction                            |                      |                      |                      |                      |                      |                      |                      |                      |                      |
| 15 - 24                                       | 8.7 (0.5)            | 2.2 (0.1) †          | 10.9 (0.3)           | 10.9 (0.6)           | 1.0 (0.1) †          | 11.9 (0.3)           | 12.7 (0.7)           | 2.1 (0.1) †          | 14.9 (0.4)           |
| 25 - 39                                       | 83.3 (4.6)           | 11.9 (0.6)           | 95.2 (2.6)           | 88.4 (4.9)           | 12.3 (0.7)           | 100.7 (2.8)          | 85.1 (4.7)           | 13.0 (0.7)           | 98.1 (2.7)           |
| ≥ 40  | 186.5 (10.4)         | 22.6 (1.2)           | 209.1 (5.8)          | 194.7 (10.8)         | 25.0 (1.3)           | 219.7 (6.0)          | 197.3 (10.8)         | 24.9 (1.3)           | 222.1 (6.0)          |
| 小計<br>Sub-total                               | 278.5 (15.5)         | 36.6 (2.0)           | 315.1 (8.7)          | 294.0 (16.3)         | 38.4 (2.1)           | 332.4 (9.1)          | 295.1 (16.2)         | 40.0 (2.1)           | 335.1 (9.1)          |
| 進出口貿易及批發<br>Import/export trade and wholesale |                      |                      |                      |                      |                      |                      |                      |                      |                      |
| 15 - 24                                       | 5.1 (0.3)            | 4.3 (0.2)            | 9.4 (0.3)            | 2.7 (0.2) †          | 4.0 (0.2)            | 6.7 (0.2)            | 3.5 (0.2) †          | 5.1 (0.3)            | 8.6 (0.2)            |
| 25 - 39                                       | 41.7 (2.3)           | 51.2 (2.8)           | 93.0 (2.6)           | 41.0 (2.3)           | 50.4 (2.7)           | 91.4 (2.5)           | 37.3 (2.1)           | 49.4 (2.7)           | 86.7 (2.4)           |
| ≥ 40  | 107.2 (6.0)          | 100.6 (5.5)          | 207.7 (5.7)          | 108.0 (6.0)          | 103.2 (5.5)          | 211.2 (5.8)          | 106.9 (5.9)          | 109.2 (5.9)          | 216.1 (5.9)          |
| 小計<br>Sub-total                               | 154.0 (8.6)          | 156.1 (8.5)          | 310.1 (8.5)          | 151.7 (8.4)          | 157.6 (8.5)          | 309.3 (8.5)          | 147.7 (8.1)          | 163.7 (8.8)          | 311.4 (8.5)          |

表 4.5 按主要工作所屬行業、年齡及性別劃分的就業人數(續)

Table 4.5 Employed persons by industry of main employment, age and sex (Cont'd.)

| 行業/年齡組別<br>Industry/Age group   | 2020<br>第4季<br>Q4    |                      |                      | 2021<br>第3季<br>Q3    |                      |                      | 2021<br>第4季<br>Q4    |                      |                      |
|---|----------------------|----------------------|----------------------|----------------------|----------------------|----------------------|----------------------|----------------------|----------------------|
|   | 男<br>Male            | 女<br>Female          | 男女合計<br>Both sexes   | 男<br>Male            | 女<br>Female          | 男女合計<br>Both sexes   | 男<br>Male            | 女<br>Female          | 男女合計<br>Both sexes   |
|   | 千人 (百分比)<br>'000 (%) | 千人 (百分比)<br>'000 (%) | 千人 (百分比)<br>'000 (%) | 千人 (百分比)<br>'000 (%) | 千人 (百分比)<br>'000 (%) | 千人 (百分比)<br>'000 (%) | 千人 (百分比)<br>'000 (%) | 千人 (百分比)<br>'000 (%) | 千人 (百分比)<br>'000 (%) |
| 零售、住宿 <sup>(1)</sup> 及膳食服務 <sup>(2)</sup><br>Retail, accommodation <sup>(1)</sup> and<br>food services <sup>(2)</sup> |                      |                      |                      |                      |                      |                      |                      |                      |                      |
| 15 - 24   | 20.9 (1.2)           | 22.9 (1.2)           | 43.8 (1.2)           | 25.0 (1.4)           | 28.9 (1.6)           | 54.0 (1.5)           | 24.8 (1.4)           | 25.6 (1.4)           | 50.4 (1.4)           |
| 25 - 39   | 80.3 (4.5)           | 86.5 (4.7)           | 166.8 (4.6)          | 78.8 (4.4)           | 83.8 (4.5)           | 162.6 (4.4)          | 85.4 (4.7)           | 87.9 (4.7)           | 173.3 (4.7)          |
| ≥ 40  | 119.1 (6.6)          | 178.9 (9.7)          | 298.1 (8.2)          | 116.0 (6.4)          | 186.6 (10.0)         | 302.5 (8.3)          | 119.9 (6.6)          | 188.1 (10.1)         | 308.0 (8.4)          |
| 小計<br>Sub-total   | 220.3 (12.3)         | 288.4 (15.7)         | 508.7 (14.0)         | 219.8 (12.2)         | 299.3 (16.1)         | 519.1 (14.2)         | 230.0 (12.6)         | 301.6 (16.2)         | 531.7 (14.4)         |
| 運輸、倉庫、郵政及速遞服務、<br>資訊及通訊<br>Transportation, storage, postal and<br>courier services, information<br>and communications |                      |                      |                      |                      |                      |                      |                      |                      |                      |
| 15 - 24   | 14.1 (0.8)           | 7.4 (0.4)            | 21.5 (0.6)           | 13.0 (0.7)           | 7.1 (0.4)            | 20.1 (0.5)           | 14.2 (0.8)           | 6.5 (0.3)            | 20.7 (0.6)           |
| 25 - 39   | 99.3 (5.5)           | 42.8 (2.3)           | 142.1 (3.9)          | 98.4 (5.5)           | 46.2 (2.5)           | 144.6 (4.0)          | 97.9 (5.4)           | 41.9 (2.2)           | 139.8 (3.8)          |
| ≥ 40  | 207.1 (11.5)         | 57.1 (3.1)           | 264.2 (7.3)          | 203.9 (11.3)         | 56.1 (3.0)           | 260.0 (7.1)          | 206.0 (11.3)         | 56.5 (3.0)           | 262.5 (7.1)          |
| 小計<br>Sub-total   | 320.5 (17.9)         | 107.3 (5.8)          | 427.8 (11.8)         | 315.3 (17.5)         | 109.5 (5.9)          | 424.8 (11.6)         | 318.2 (17.5)         | 104.8 (5.6)          | 423.0 (11.5)         |
| 金融、保險、地產、專業及<br>商用服務<br>Financing, insurance, real estate,<br>professional and business services                      |                      |                      |                      |                      |                      |                      |                      |                      |                      |
| 15 - 24   | 21.7 (1.2)           | 20.0 (1.1)           | 41.7 (1.1)           | 19.6 (1.1)           | 21.3 (1.1)           | 40.9 (1.1)           | 21.1 (1.2)           | 19.7 (1.1)           | 40.9 (1.1)           |
| 25 - 39   | 155.2 (8.7)          | 162.0 (8.8)          | 317.2 (8.7)          | 150.7 (8.4)          | 156.6 (8.4)          | 307.2 (8.4)          | 152.4 (8.4)          | 159.1 (8.5)          | 311.4 (8.5)          |
| ≥ 40  | 245.9 (13.7)         | 245.5 (13.4)         | 491.4 (13.5)         | 257.8 (14.3)         | 249.5 (13.4)         | 507.3 (13.9)         | 251.1 (13.8)         | 251.1 (13.5)         | 502.1 (13.6)         |
| 小計<br>Sub-total   | 422.8 (23.6)         | 427.4 (23.3)         | 850.3 (23.4)         | 428.1 (23.8)         | 427.4 (23.0)         | 855.4 (23.4)         | 424.6 (23.3)         | 429.9 (23.1)         | 854.4 (23.2)         |

表 4.5 按主要工作所屬行業、年齡及性別劃分的就業人數(續)

Table 4.5 Employed persons by industry of main employment, age and sex (Cont'd.)

| 行業/年齡組別<br>Industry/Age group  | 2020<br>第4季<br>Q4       |                         |                           | 2021<br>第3季<br>Q3       |                         |                           | 2021<br>第4季<br>Q4       |                         |                           |
|--|-------------------------|-------------------------|---------------------------|-------------------------|-------------------------|---------------------------|-------------------------|-------------------------|---------------------------|
|  | 男<br>Male               | 女<br>Female             | 男女合計<br>Both sexes        | 男<br>Male               | 女<br>Female             | 男女合計<br>Both sexes        | 男<br>Male               | 女<br>Female             | 男女合計<br>Both sexes        |
|  | 千人 (百分比)<br>'000 (%)    | 千人 (百分比)<br>'000 (%)    | 千人 (百分比)<br>'000 (%)      | 千人 (百分比)<br>'000 (%)    | 千人 (百分比)<br>'000 (%)    | 千人 (百分比)<br>'000 (%)      | 千人 (百分比)<br>'000 (%)    | 千人 (百分比)<br>'000 (%)    | 千人 (百分比)<br>'000 (%)      |
| 公共行政、社會及個人服務<br>Public administration, social<br>and personal services |                         |                         |                           |                         |                         |                           |                         |                         |                           |
| 15 - 24  | 22.8 (1.3)<br>[22.8]    | 43.3 (2.4)<br>[35.1]    | 66.1 (1.8)<br>[57.9]      | 21.8 (1.2)<br>[21.8]    | 40.5 (2.2)<br>[35.2]    | 62.3 (1.7)<br>[57.0]      | 23.0 (1.3)<br>[23.0]    | 41.9 (2.3)<br>[36.3]    | 64.9 (1.8)<br>[59.4]      |
| 25 - 39  | 118.3 (6.6)<br>[117.6]  | 352.2 (19.2)<br>[170.0] | 470.5 (13.0)<br>[287.6]   | 125.2 (7.0)<br>[124.9]  | 351.5 (18.9)<br>[180.6] | 476.7 (13.0)<br>[305.5]   | 128.9 (7.1)<br>[128.0]  | 342.9 (18.4)<br>[184.0] | 471.8 (12.8)<br>[312.0]   |
| ≥ 40   | 173.2 (9.7)<br>[171.5]  | 385.4 (21.0)<br>[249.5] | 558.6 (15.4)<br>[420.9]   | 166.6 (9.3)<br>[164.0]  | 397.8 (21.4)<br>[250.5] | 564.4 (15.4)<br>[414.5]   | 175.4 (9.6)<br>[173.4]  | 399.7 (21.5)<br>[245.1] | 575.1 (15.6)<br>[418.5]   |
| 小計<br>Sub-total  | 314.3 (17.5)<br>[311.8] | 781.0 (42.5)<br>[454.6] | 1 095.2 (30.2)<br>[766.4] | 313.6 (17.4)<br>[310.7] | 789.8 (42.5)<br>[466.3] | 1 103.4 (30.2)<br>[777.0] | 327.3 (18.0)<br>[324.5] | 784.5 (42.1)<br>[465.4] | 1 111.8 (30.2)<br>[789.9] |
| 其他行業<br>Other industries   |                         |                         |                           |                         |                         |                           |                         |                         |                           |
| 15 - 24  | 1.0 (0.1) †             | ‡ (‡)                   | 1.0 (0.0) †               | 0.9 (0.1) †             | ‡ (‡)                   | 1.3 (0.0) †               | 1.0 (0.1) †             | ‡ (‡)                   | 1.0 (0.0) †               |
| 25 - 39  | 4.6 (0.3)               | 3.1 (0.2) †             | 7.7 (0.2)                 | 4.3 (0.2) †             | 1.5 (0.1) †             | 5.8 (0.2)                 | 4.7 (0.3)               | 2.3 (0.1) †             | 7.0 (0.2)                 |
| ≥ 40   | 10.4 (0.6)              | 3.8 (0.2) †             | 14.1 (0.4)                | 12.0 (0.7)              | 3.7 (0.2)               | 15.7 (0.4)                | 12.2 (0.7)              | 4.0 (0.2)               | 16.2 (0.4)                |
| 小計<br>Sub-total  | 16.0 (0.9)              | 6.8 (0.4)               | 22.8 (0.6)                | 17.3 (1.0)              | 5.5 (0.3)               | 22.8 (0.6)                | 17.9 (1.0)              | 6.3 (0.3)               | 24.2 (0.7)                |
| 合計<br>Overall  | 1 793.5 (100.0)         | 1 836.7 (100.0)         | 3 630.2 (100.0)           | 1 798.8 (100.0)         | 1 859.2 (100.0)         | 3 658.0 (100.0)           | 1 819.1 (100.0)         | 1 861.6 (100.0)         | 3 680.7 (100.0)           |

註釋：方括號內的數字是指撇除外籍家庭傭工後計算的相應數字。

- (1) 住宿服務包括酒店、賓館、旅舍及其他提供短期住宿服務的機構單位。
- (2) 零售、住宿及膳食服務業合計通常被稱為「與消費及旅遊相關行業」。

Notes: Figures in square brackets are the corresponding statistics computed with foreign domestic helpers excluded.

- (1) Accommodation services cover hotels, guesthouses, boarding houses and other establishments providing short term accommodation.
- (2) The retail, accommodation and food services industries as a whole is generally referred to as the consumption- and tourism-related segment.

表 4.6 按主要工作所屬職業、年齡及性別劃分的就業人數

Table 4.6 Employed persons by occupation of main employment, age and sex

| 職業/年齡組別<br>Occupation/<br>Age group     | 2020<br>第4季<br>Q4    |                      |                      | 2021<br>第3季<br>Q3    |                      |                      | 2021<br>第4季<br>Q4    |                      |                      |
|---|----------------------|----------------------|----------------------|----------------------|----------------------|----------------------|----------------------|----------------------|----------------------|
|   | 男<br>Male            | 女<br>Female          | 男女合計<br>Both sexes   | 男<br>Male            | 女<br>Female          | 男女合計<br>Both sexes   | 男<br>Male            | 女<br>Female          | 男女合計<br>Both sexes   |
|   | 千人 (百分比)<br>'000 (%) | 千人 (百分比)<br>'000 (%) | 千人 (百分比)<br>'000 (%) | 千人 (百分比)<br>'000 (%) | 千人 (百分比)<br>'000 (%) | 千人 (百分比)<br>'000 (%) | 千人 (百分比)<br>'000 (%) | 千人 (百分比)<br>'000 (%) | 千人 (百分比)<br>'000 (%) |
| 經理及行政級人員<br>Managers and administrators |                      |                      |                      |                      |                      |                      |                      |                      |                      |
| 15 - 24                                 | 0.8 (0.0) †          | 1.2 (0.1) †          | 1.9 (0.1) †          | ‡ (‡)                | 0.7 (0.0) †          | 1.1 (0.0) †          | 0.9 (0.1) †          | 0.9 (0.0) †          | 1.8 (0.0) †          |
| 25 - 39                                 | 75.9 (4.2)           | 54.9 (3.0)           | 130.8 (3.6)          | 65.8 (3.7)           | 53.2 (2.9)           | 119.1 (3.3)          | 68.1 (3.7)           | 52.8 (2.8)           | 120.9 (3.3)          |
| ≥ 40                                    | 171.6 (9.6)          | 86.8 (4.7)           | 258.5 (7.1)          | 164.5 (9.1)          | 85.3 (4.6)           | 249.8 (6.8)          | 175.2 (9.6)          | 88.8 (4.8)           | 264.0 (7.2)          |
| 小計<br>Sub-total                         | 248.4 (13.8)         | 142.9 (7.8)          | 391.2 (10.8)         | 230.8 (12.8)         | 139.3 (7.5)          | 370.0 (10.1)         | 244.2 (13.4)         | 142.5 (7.7)          | 386.7 (10.5)         |
| 專業人員<br>Professionals                   |                      |                      |                      |                      |                      |                      |                      |                      |                      |
| 15 - 24                                 | 5.9 (0.3)            | 4.3 (0.2)            | 10.1 (0.3)           | 3.7 (0.2)            | 5.2 (0.3)            | 8.9 (0.2)            | 4.4 (0.2)            | 4.5 (0.2) †          | 8.9 (0.2)            |
| 25 - 39                                 | 85.4 (4.8)           | 61.8 (3.4)           | 147.2 (4.1)          | 85.5 (4.8)           | 62.3 (3.4)           | 147.8 (4.0)          | 82.2 (4.5)           | 60.5 (3.2)           | 142.7 (3.9)          |
| ≥ 40                                    | 88.5 (4.9)           | 50.8 (2.8)           | 139.3 (3.8)          | 86.3 (4.8)           | 48.5 (2.6)           | 134.8 (3.7)          | 85.8 (4.7)           | 51.9 (2.8)           | 137.7 (3.7)          |
| 小計<br>Sub-total                         | 179.9 (10.0)         | 116.8 (6.4)          | 296.6 (8.2)          | 175.5 (9.8)          | 116.1 (6.2)          | 291.6 (8.0)          | 172.4 (9.5)          | 116.9 (6.3)          | 289.3 (7.9)          |
| 輔助專業人員<br>Associate professionals       |                      |                      |                      |                      |                      |                      |                      |                      |                      |
| 15 - 24                                 | 29.4 (1.6)           | 30.6 (1.7)           | 60.0 (1.7)           | 28.7 (1.6)           | 34.0 (1.8)           | 62.8 (1.7)           | 30.7 (1.7)           | 32.7 (1.8)           | 63.4 (1.7)           |
| 25 - 39                                 | 161.7 (9.0)          | 174.2 (9.5)          | 336.0 (9.3)          | 174.6 (9.7)          | 177.5 (9.5)          | 352.1 (9.6)          | 170.4 (9.4)          | 192.5 (10.3)         | 362.9 (9.9)          |
| ≥ 40                                    | 209.1 (11.7)         | 172.1 (9.4)          | 381.2 (10.5)         | 217.1 (12.1)         | 179.3 (9.6)          | 396.4 (10.8)         | 205.7 (11.3)         | 168.5 (9.1)          | 374.2 (10.2)         |
| 小計<br>Sub-total                         | 400.3 (22.3)         | 376.9 (20.5)         | 777.2 (21.4)         | 420.4 (23.4)         | 390.8 (21.0)         | 811.2 (22.2)         | 406.8 (22.4)         | 393.6 (21.1)         | 800.4 (21.7)         |

表 4.6 按主要工作所屬職業、年齡及性別劃分的就業人數 (續)

Table 4.6 Employed persons by occupation of main employment, age and sex (Cont'd.)

| 職業/年齡組別<br>Occupation/<br>Age group    | 2020<br>第4季<br>Q4    |                      |                      | 2021<br>第3季<br>Q3    |                      |                      | 2021<br>第4季<br>Q4    |                      |                      |
|--|----------------------|----------------------|----------------------|----------------------|----------------------|----------------------|----------------------|----------------------|----------------------|
|  | 男<br>Male            | 女<br>Female          | 男女合計<br>Both sexes   | 男<br>Male            | 女<br>Female          | 男女合計<br>Both sexes   | 男<br>Male            | 女<br>Female          | 男女合計<br>Both sexes   |
|  | 千人 (百分比)<br>'000 (%) | 千人 (百分比)<br>'000 (%) | 千人 (百分比)<br>'000 (%) | 千人 (百分比)<br>'000 (%) | 千人 (百分比)<br>'000 (%) | 千人 (百分比)<br>'000 (%) | 千人 (百分比)<br>'000 (%) | 千人 (百分比)<br>'000 (%) | 千人 (百分比)<br>'000 (%) |
| 文書支援人員<br>Clerical support workers     |                      |                      |                      |                      |                      |                      |                      |                      |                      |
| 15 - 24                                | 12.5 (0.7)           | 24.5 (1.3)           | 37.1 (1.0)           | 10.5 (0.6)           | 22.0 (1.2)           | 32.5 (0.9)           | 13.1 (0.7)           | 21.7 (1.2)           | 34.8 (0.9)           |
| 25 - 39                                | 59.9 (3.3)           | 139.6 (7.6)          | 199.5 (5.5)          | 55.3 (3.1)           | 131.9 (7.1)          | 187.2 (5.1)          | 55.2 (3.0)           | 127.6 (6.9)          | 182.8 (5.0)          |
| ≥ 40                                   | 58.1 (3.2)           | 182.4 (9.9)          | 240.4 (6.6)          | 59.9 (3.3)           | 177.3 (9.5)          | 237.1 (6.5)          | 62.2 (3.4)           | 180.4 (9.7)          | 242.6 (6.6)          |
| 小計<br>Sub-total                        | 130.5 (7.3)          | 346.5 (18.9)         | 477.0 (13.1)         | 125.7 (7.0)          | 331.1 (17.8)         | 456.8 (12.5)         | 130.5 (7.2)          | 329.7 (17.7)         | 460.2 (12.5)         |
| 服務工作及銷售人員<br>Service and sales workers |                      |                      |                      |                      |                      |                      |                      |                      |                      |
| 15 - 24                                | 23.6 (1.3)           | 30.5 (1.7)           | 54.1 (1.5)           | 28.1 (1.6)           | 34.6 (1.9)           | 62.8 (1.7)           | 27.3 (1.5)           | 33.8 (1.8)           | 61.1 (1.7)           |
| 25 - 39                                | 86.5 (4.8)           | 92.2 (5.0)           | 178.6 (4.9)          | 92.6 (5.1)           | 106.0 (5.7)          | 198.6 (5.4)          | 89.6 (4.9)           | 100.9 (5.4)          | 190.5 (5.2)          |
| ≥ 40                                   | 115.0 (6.4)          | 184.7 (10.1)         | 299.7 (8.3)          | 107.3 (6.0)          | 200.8 (10.8)         | 308.1 (8.4)          | 118.8 (6.5)          | 199.2 (10.7)         | 318.1 (8.6)          |
| 小計<br>Sub-total                        | 225.0 (12.5)         | 307.4 (16.7)         | 532.4 (14.7)         | 228.0 (12.7)         | 341.4 (18.4)         | 569.4 (15.6)         | 235.7 (13.0)         | 334.0 (17.9)         | 569.7 (15.5)         |
| 工藝及有關人員<br>Craft and related workers   |                      |                      |                      |                      |                      |                      |                      |                      |                      |
| 15 - 24                                | 10.4 (0.6)           | 0.8 (0.0) †          | 11.2 (0.3)           | 10.7 (0.6)           | 0.5 (0.0) †          | 11.3 (0.3)           | 13.2 (0.7)           | 0.8 (0.0) †          | 14.0 (0.4)           |
| 25 - 39                                | 61.9 (3.4)           | 2.6 (0.1) †          | 64.5 (1.8)           | 61.8 (3.4)           | 2.1 (0.1) †          | 63.9 (1.7)           | 63.1 (3.5)           | 2.0 (0.1) †          | 65.1 (1.8)           |
| ≥ 40                                   | 154.0 (8.6)          | 9.5 (0.5)            | 163.5 (4.5)          | 154.3 (8.6)          | 10.5 (0.6)           | 164.7 (4.5)          | 157.1 (8.6)          | 9.1 (0.5)            | 166.3 (4.5)          |
| 小計<br>Sub-total                        | 226.2 (12.6)         | 13.0 (0.7)           | 239.2 (6.6)          | 226.8 (12.6)         | 13.1 (0.7)           | 239.9 (6.6)          | 233.4 (12.8)         | 11.9 (0.6)           | 245.3 (6.7)          |

表 4.6 按主要工作所屬職業、年齡及性別劃分的就業人數 (續)

Table 4.6 Employed persons by occupation of main employment, age and sex (Cont'd.)

| 職業/年齡組別<br>Occupation/<br>Age group                        | 2020<br>第4季<br>Q4       |                         |                         | 2021<br>第3季<br>Q3       |                         |                         | 2021<br>第4季<br>Q4       |                         |                         |
|--|-------------------------|-------------------------|-------------------------|-------------------------|-------------------------|-------------------------|-------------------------|-------------------------|-------------------------|
|  | 男<br>Male               | 女<br>Female             | 男女合計<br>Both sexes      | 男<br>Male               | 女<br>Female             | 男女合計<br>Both sexes      | 男<br>Male               | 女<br>Female             | 男女合計<br>Both sexes      |
|  | 千人 (百分比)<br>'000 (%)    | 千人 (百分比)<br>'000 (%)    | 千人 (百分比)<br>'000 (%)    | 千人 (百分比)<br>'000 (%)    | 千人 (百分比)<br>'000 (%)    | 千人 (百分比)<br>'000 (%)    | 千人 (百分比)<br>'000 (%)    | 千人 (百分比)<br>'000 (%)    | 千人 (百分比)<br>'000 (%)    |
| 機台及機器操作員及裝配員<br>Plant and machine operators and assemblers |                         |                         |                         |                         |                         |                         |                         |                         |                         |
| 15 - 24  | 1.5 (0.1) †             | ‡ (‡)                   | 1.5 (0.0) †             | 0.7 (0.0) †             | ‡ (‡)                   | 0.9 (0.0) †             | 0.7 (0.0) †             | ‡ (‡)                   | 0.8 (0.0) †             |
| 25 - 39  | 24.9 (1.4)              | 1.2 (0.1) †             | 26.0 (0.7)              | 22.2 (1.2)              | ‡ (‡)                   | 22.5 (0.6)              | 23.5 (1.3)              | ‡ (‡)                   | 23.8 (0.6)              |
| ≥ 40   | 122.2 (6.8)             | 3.6 (0.2)               | 125.8 (3.5)             | 127.1 (7.1)             | 2.5 (0.1) †             | 129.6 (3.5)             | 126.1 (6.9)             | 3.2 (0.2)               | 129.3 (3.5)             |
| 小計<br>Sub-total  | 148.6 (8.3)             | 4.8 (0.3)               | 153.4 (4.2)             | 150.1 (8.3)             | 2.9 (0.2)               | 153.0 (4.2)             | 150.3 (8.3)             | 3.6 (0.2)               | 153.9 (4.2)             |
| 非技術工人<br>Elementary occupations                            |                         |                         |                         |                         |                         |                         |                         |                         |                         |
| 15 - 24  | 12.5 (0.7)<br>[12.5]    | 9.3 (0.5)<br>[1.1] †    | 21.9 (0.6)<br>[13.7]    | 13.6 (0.8)<br>[13.6]    | 7.4 (0.4)<br>[2.1] †    | 21.1 (0.6)<br>[15.8]    | 12.6 (0.7)<br>[12.6]    | 7.3 (0.4)<br>[1.8] †    | 19.9 (0.5)<br>[14.4]    |
| 25 - 39  | 44.3 (2.5)<br>[43.9]    | 190.7 (10.4)<br>[11.8]  | 235.0 (6.5)<br>[55.7]   | 42.0 (2.3)<br>[41.8]    | 176.0 (9.5)<br>[9.3]    | 218.0 (6.0)<br>[51.1]   | 53.3 (2.9)<br>[52.8]    | 166.2 (8.9)<br>[11.0]   | 219.5 (6.0)<br>[63.7]   |
| ≥ 40   | 176.6 (9.8)<br>[176.2]  | 326.8 (17.8)<br>[193.5] | 503.4 (13.9)<br>[369.7] | 183.0 (10.2)<br>[181.7] | 339.0 (18.2)<br>[196.1] | 521.9 (14.3)<br>[377.8] | 176.7 (9.7)<br>[175.1]  | 353.3 (19.0)<br>[202.1] | 530.0 (14.4)<br>[377.2] |
| 小計<br>Sub-total  | 233.5 (13.0)<br>[232.6] | 526.8 (28.7)<br>[206.5] | 760.3 (20.9)<br>[439.1] | 238.6 (13.3)<br>[237.2] | 522.4 (28.1)<br>[207.5] | 761.0 (20.8)<br>[444.7] | 242.6 (13.3)<br>[240.5] | 526.8 (28.3)<br>[214.8] | 769.4 (20.9)<br>[455.3] |



表 4.6 按主要工作所屬職業、年齡及性別劃分的就業人數 (續)

Table 4.6 Employed persons by occupation of main employment, age and sex (Cont'd.)

| 職業/年齡組別<br>Occupation/<br>Age group | 2020<br>第4季<br>Q4    |                      |                      | 2021<br>第3季<br>Q3    |                      |                      | 2021<br>第4季<br>Q4    |                      |                      |       |       |
|-------------------------------------|----------------------|----------------------|----------------------|----------------------|----------------------|----------------------|----------------------|----------------------|----------------------|-------|-------|
|                                     | 男<br>Male            | 女<br>Female          | 男女合計<br>Both sexes   | 男<br>Male            | 女<br>Female          | 男女合計<br>Both sexes   | 男<br>Male            | 女<br>Female          | 男女合計<br>Both sexes   |       |       |
|                                     | 千人 (百分比)<br>'000 (%) | 千人 (百分比)<br>'000 (%) | 千人 (百分比)<br>'000 (%) | 千人 (百分比)<br>'000 (%) | 千人 (百分比)<br>'000 (%) | 千人 (百分比)<br>'000 (%) | 千人 (百分比)<br>'000 (%) | 千人 (百分比)<br>'000 (%) | 千人 (百分比)<br>'000 (%) |       |       |
| 其他職業<br>Other occupations           |                      |                      |                      |                      |                      |                      |                      |                      |                      |       |       |
| 15 - 24                             | ‡ (‡)                | ‡ (‡)                | ‡ (‡)                | ‡ (‡)                | ‡ (‡)                | ‡ (‡)                | ‡ (‡)                | ‡ (‡)                | ‡ (‡)                | ‡ (‡) | ‡ (‡) |
| 25 - 39                             | ‡ (‡)                | ‡ (‡)                | ‡ (‡)                | 1.0 (0.1) †          | ‡ (‡)                | 1.0 (0.0) †          | 1.0 (0.1) †          | ‡ (‡)                | 1.2 (0.0) †          | ‡ (‡) | ‡ (‡) |
| ≥ 40                                | 0.9 (0.0) †          | 1.7 (0.1) †          | 2.5 (0.1) †          | 1.9 (0.1) †          | 2.1 (0.1) †          | 4.0 (0.1)            | 2.1 (0.1) †          | 2.5 (0.1) †          | 4.6 (0.1) †          | ‡ (‡) | ‡ (‡) |
| 小計<br>Sub-total                     | 1.2 (0.1) †          | 1.7 (0.1) †          | 2.9 (0.1) †          | 2.9 (0.2) †          | 2.1 (0.1) †          | 5.0 (0.1)            | 3.1 (0.2) †          | 2.7 (0.1) †          | 5.8 (0.2) †          | ‡ (‡) | ‡ (‡) |
| 合計<br>Overall                       | 1 793.5 (100.0)      | 1 836.7 (100.0)      | 3 630.2 (100.0)      | 1 798.8 (100.0)      | 1 859.2 (100.0)      | 3 658.0 (100.0)      | 1 819.1 (100.0)      | 1 861.6 (100.0)      | 3 680.7 (100.0)      |       |       |

註釋：方括號內的數字是指撇除外籍家庭傭工後計算的相應數字。  
大部分外籍家庭傭工為「非技術工人」。

Notes : Figures in square brackets are the corresponding statistics computed with foreign domestic helpers excluded.  
Majority of foreign domestic helpers are engaged in "elementary occupations".

表 4.7 按所有工作時數<sup>(1)</sup>及性別劃分的就業人數  
Table 4.7 Employed persons by hours of work of all employment<sup>(1)</sup> and sex

| 工作時數<br>Hours of work     | 2020<br>第4季<br>Q4   |                     |                     | 2021<br>第3季<br>Q3   |                     |                     | 2021<br>第4季<br>Q4   |                     |                     |
|---------------------------|---------------------|---------------------|---------------------|---------------------|---------------------|---------------------|---------------------|---------------------|---------------------|
|                           | 男<br>Male           | 女<br>Female         | 男女合計<br>Both sexes  | 男<br>Male           | 女<br>Female         | 男女合計<br>Both sexes  | 男<br>Male           | 女<br>Female         | 男女合計<br>Both sexes  |
|                           | 千人(百分比)<br>'000 (%) | 千人(百分比)<br>'000 (%) | 千人(百分比)<br>'000 (%) | 千人(百分比)<br>'000 (%) | 千人(百分比)<br>'000 (%) | 千人(百分比)<br>'000 (%) | 千人(百分比)<br>'000 (%) | 千人(百分比)<br>'000 (%) | 千人(百分比)<br>'000 (%) |
| < 20                      | 122.9 (6.9)         | 140.4 (7.6)         | 263.3 (7.3)         | 99.3 (5.5)          | 122.9 (6.6)         | 222.2 (6.1)         | 92.2 (5.1)          | 124.6 (6.7)         | 216.8 (5.9)         |
| 20 - 29                   | 113.1 (6.3)         | 118.6 (6.5)         | 231.7 (6.4)         | 66.3 (3.7)          | 83.9 (4.5)          | 150.2 (4.1)         | 76.6 (4.2)          | 89.3 (4.8)          | 165.9 (4.5)         |
| 30 - 34                   | 71.8 (4.0)          | 69.8 (3.8)          | 141.6 (3.9)         | 57.1 (3.2)          | 70.2 (3.8)          | 127.3 (3.5)         | 71.4 (3.9)          | 74.9 (4.0)          | 146.4 (4.0)         |
| 35 - 39                   | 113.0 (6.3)         | 119.6 (6.5)         | 232.6 (6.4)         | 107.0 (5.9)         | 114.7 (6.2)         | 221.7 (6.1)         | 111.5 (6.1)         | 115.7 (6.2)         | 227.3 (6.2)         |
| 40 - 44                   | 529.2 (29.5)        | 547.6 (29.8)        | 1 076.8 (29.7)      | 530.2 (29.5)        | 556.2 (29.9)        | 1 086.4 (29.7)      | 527.7 (29.0)        | 546.3 (29.3)        | 1 074.0 (29.2)      |
| 45 - 49                   | 368.4 (20.5)        | 321.8 (17.5)        | 690.2 (19.0)        | 417.6 (23.2)        | 360.8 (19.4)        | 778.4 (21.3)        | 417.9 (23.0)        | 363.0 (19.5)        | 780.8 (21.2)        |
| 50 - 54                   | 203.6 (11.4)        | 173.4 (9.4)         | 377.0 (10.4)        | 233.3 (13.0)        | 190.5 (10.2)        | 423.8 (11.6)        | 241.2 (13.3)        | 199.0 (10.7)        | 440.2 (12.0)        |
| 55 - 59                   | 54.7 (3.0)          | 50.4 (2.7)          | 105.1 (2.9)         | 61.1 (3.4)          | 49.6 (2.7)          | 110.7 (3.0)         | 59.9 (3.3)          | 47.2 (2.5)          | 107.1 (2.9)         |
| 60 - 64                   | 114.3 (6.4)         | 194.1 (10.6)        | 308.4 (8.5)         | 124.3 (6.9)         | 211.6 (11.4)        | 335.9 (9.2)         | 125.0 (6.9)         | 210.6 (11.3)        | 335.5 (9.1)         |
| 65 - 69                   | 33.4 (1.9)          | 16.9 (0.9)          | 50.3 (1.4)          | 29.9 (1.7)          | 26.4 (1.4)          | 56.4 (1.5)          | 27.5 (1.5)          | 24.0 (1.3)          | 51.5 (1.4)          |
| 70 - 74                   | 50.2 (2.8)          | 65.5 (3.6)          | 115.8 (3.2)         | 54.6 (3.0)          | 57.5 (3.1)          | 112.0 (3.1)         | 53.6 (2.9)          | 57.1 (3.1)          | 110.8 (3.0)         |
| ≥ 75                      | 18.8 (1.1)          | 18.4 (1.0)          | 37.2 (1.0)          | 18.2 (1.0)          | 15.0 (0.8)          | 33.2 (0.9)          | 14.6 (0.8)          | 10.0 (0.5)          | 24.5 (0.7)          |
| 總計<br>Total               | 1 793.5 (100.0)     | 1 836.7 (100.0)     | 3 630.2 (100.0)     | 1 798.8 (100.0)     | 1 859.2 (100.0)     | 3 658.0 (100.0)     | 1 819.1 (100.0)     | 1 861.6 (100.0)     | 3 680.7 (100.0)     |
| 中位數(時數)<br>Median (hours) | 44                  | 44                  | 44                  | 45                  | 44                  | 45                  | 45                  | 44                  | 45                  |

註釋：(1) 指統計前 7 天內所有工作的工作時數。

Note: (1) Referring to hours of work of all employment during the 7 days before enumeration.

表 4.7A 按所有工作時數<sup>(1)</sup>及性別劃分的就業人數 (不包括外籍家庭傭工)  
Table 4.7A Employed persons by hours of work of all employment<sup>(1)</sup> and sex (excluding foreign domestic helpers)

| 工作時數<br>Hours of work      | 2020<br>第4季<br>Q4    |                      |                      | 2021<br>第3季<br>Q3    |                      |                      | 2021<br>第4季<br>Q4    |                      |                      |
|----------------------------|----------------------|----------------------|----------------------|----------------------|----------------------|----------------------|----------------------|----------------------|----------------------|
|                            | 男<br>Male            | 女<br>Female          | 男女合計<br>Both sexes   | 男<br>Male            | 女<br>Female          | 男女合計<br>Both sexes   | 男<br>Male            | 女<br>Female          | 男女合計<br>Both sexes   |
|                            | 千人 (百分比)<br>'000 (%) | 千人 (百分比)<br>'000 (%) | 千人 (百分比)<br>'000 (%) | 千人 (百分比)<br>'000 (%) | 千人 (百分比)<br>'000 (%) | 千人 (百分比)<br>'000 (%) | 千人 (百分比)<br>'000 (%) | 千人 (百分比)<br>'000 (%) | 千人 (百分比)<br>'000 (%) |
| < 20                       | 122.9 (6.9)          | 139.5 (9.2)          | 262.4 (7.9)          | 99.3 (5.5)           | 122.5 (8.0)          | 221.8 (6.7)          | 92.2 (5.1)           | 123.4 (8.0)          | 215.6 (6.4)          |
| 20 - 29                    | 113.1 (6.3)          | 117.4 (7.8)          | 230.5 (7.0)          | 66.3 (3.7)           | 83.9 (5.5)           | 150.2 (4.5)          | 76.6 (4.2)           | 89.2 (5.8)           | 165.7 (4.9)          |
| 30 - 34                    | 71.8 (4.0)           | 64.3 (4.3)           | 136.2 (4.1)          | 57.1 (3.2)           | 69.9 (4.6)           | 127.0 (3.8)          | 71.4 (3.9)           | 74.5 (4.8)           | 146.0 (4.3)          |
| 35 - 39                    | 113.0 (6.3)          | 114.5 (7.6)          | 227.5 (6.9)          | 106.8 (5.9)          | 111.2 (7.2)          | 218.1 (6.5)          | 111.5 (6.1)          | 113.3 (7.3)          | 224.9 (6.7)          |
| 40 - 44                    | 528.9 (29.5)         | 526.3 (34.8)         | 1 055.1 (32.0)       | 529.8 (29.5)         | 537.8 (35.0)         | 1 067.6 (32.0)       | 527.7 (29.1)         | 526.2 (34.1)         | 1 054.0 (31.4)       |
| 45 - 49                    | 368.1 (20.6)         | 268.2 (17.8)         | 636.3 (19.3)         | 417.0 (23.2)         | 304.6 (19.8)         | 721.5 (21.7)         | 417.3 (23.0)         | 301.9 (19.6)         | 719.2 (21.4)         |
| 50 - 54                    | 203.4 (11.4)         | 140.7 (9.3)          | 344.1 (10.4)         | 233.1 (13.0)         | 156.1 (10.2)         | 389.2 (11.7)         | 241.0 (13.3)         | 163.8 (10.6)         | 404.7 (12.0)         |
| 55 - 59                    | 54.6 (3.0)           | 42.7 (2.8)           | 97.3 (2.9)           | 61.0 (3.4)           | 40.6 (2.6)           | 101.6 (3.0)          | 59.7 (3.3)           | 41.3 (2.7)           | 101.0 (3.0)          |
| 60 - 64                    | 113.3 (6.3)          | 61.6 (4.1)           | 174.8 (5.3)          | 123.9 (6.9)          | 66.0 (4.3)           | 189.9 (5.7)          | 123.6 (6.8)          | 67.8 (4.4)           | 191.4 (5.7)          |
| 65 - 69                    | 33.4 (1.9)           | 9.5 (0.6)            | 42.9 (1.3)           | 29.8 (1.7)           | 13.4 (0.9)           | 43.2 (1.3)           | 27.4 (1.5)           | 13.7 (0.9)           | 41.1 (1.2)           |
| 70 - 74                    | 49.8 (2.8)           | 20.5 (1.4)           | 70.3 (2.1)           | 53.6 (3.0)           | 21.7 (1.4)           | 75.3 (2.3)           | 53.2 (2.9)           | 22.9 (1.5)           | 76.1 (2.3)           |
| ≥ 75                       | 18.8 (1.1)           | 5.1 (0.3)            | 24.0 (0.7)           | 18.2 (1.0)           | 8.1 (0.5)            | 26.2 (0.8)           | 14.6 (0.8)           | 4.5 (0.3)            | 19.1 (0.6)           |
| 總計<br>Total                | 1 791.0 (100.0)      | 1 510.3 (100.0)      | 3 301.3 (100.0)      | 1 795.8 (100.0)      | 1 535.8 (100.0)      | 3 331.6 (100.0)      | 1 816.3 (100.0)      | 1 542.6 (100.0)      | 3 358.8 (100.0)      |
| 中位數 (時數)<br>Median (hours) | 44                   | 40                   | 40                   | 45                   | 40                   | 44                   | 45                   | 40                   | 44                   |

註釋：(1) 指統計前 7 天內所有工作的工作時數。

Note: (1) Referring to hours of work of all employment during the 7 days before enumeration.

**表 4.8 按在統計前 7 天內工作少於 35 小時的原因及性別劃分的就業人數 (工作少於 35 小時的就業人士)**  
**Table 4.8 Employed persons who worked less than 35 hours by reason for working less than 35 hours during the 7 days before enumeration and sex**

| 在統計前 7 天內工作<br>少於 35 小時的原因<br>Reason for working less<br>than 35 hours during the<br>7 days before enumeration | 2020<br>第4季<br>Q4    |                      |                      | 2021<br>第3季<br>Q3    |                      |                      | 2021<br>第4季<br>Q4    |                      |                      |
|--|----------------------|----------------------|----------------------|----------------------|----------------------|----------------------|----------------------|----------------------|----------------------|
|  | 男<br>Male            | 女<br>Female          | 男女合計<br>Both sexes   | 男<br>Male            | 女<br>Female          | 男女合計<br>Both sexes   | 男<br>Male            | 女<br>Female          | 男女合計<br>Both sexes   |
|  | 千人 (百分比)<br>'000 (%) | 千人 (百分比)<br>'000 (%) | 千人 (百分比)<br>'000 (%) | 千人 (百分比)<br>'000 (%) | 千人 (百分比)<br>'000 (%) | 千人 (百分比)<br>'000 (%) | 千人 (百分比)<br>'000 (%) | 千人 (百分比)<br>'000 (%) | 千人 (百分比)<br>'000 (%) |
| 非就業不足人士<br>Not underemployed persons   |                      |                      |                      |                      |                      |                      |                      |                      |                      |
| 休假<br>On vacation / holiday  | 98.6 (32.0)          | 104.7 (31.8)         | 203.2 (31.9)         | 58.5 (26.3)          | 71.1 (25.7)          | 129.6 (25.9)         | 71.0 (29.6)          | 74.5 (25.8)          | 145.5 (27.5)         |
| 忙於家務、學業、私人事務等<br>Too busy with housework,<br>schoolwork, personal<br>business, etc.                            | 21.8 (7.1)           | 75.2 (22.9)          | 96.9 (15.2)          | 23.8 (10.7)          | 91.0 (32.9)          | 114.8 (23.0)         | 25.0 (10.4)          | 102.1 (35.4)         | 127.2 (24.0)         |
| 全職工作每星期工作時數少於 35 小時 <sup>(1)</sup><br>Full-time work less than 35<br>hours per week <sup>(1)</sup>             | 5.1 (1.6) †          | 4.2 (1.3)            | 9.2 (1.5)            | 4.2 (1.9)            | 3.7 (1.3) †          | 7.9 (1.6)            | 3.1 (1.3) †          | 3.0 (1.0) †          | 6.1 (1.1)            |
| 長期患病、殘疾、年老、半退休<br>Chronic disease, disablement,<br>old age, partially retired                                  | 32.4 (10.5)          | 23.3 (7.1)           | 55.7 (8.7)           | 34.8 (15.6)          | 31.4 (11.3)          | 66.3 (13.3)          | 40.9 (17.0)          | 29.3 (10.2)          | 70.2 (13.3)          |
| 其他原因<br>Other reasons  | 71.4 (23.2)          | 66.9 (20.4)          | 138.3 (21.7)         | 53.8 (24.2)          | 48.3 (17.4)          | 102.1 (20.4)         | 58.5 (24.4)          | 54.8 (19.0)          | 113.3 (21.4)         |
| 小計<br>Sub-total  | 229.2 (74.4)         | 274.2 (83.4)         | 503.4 (79.1)         | 175.1 (78.6)         | 245.6 (88.6)         | 420.7 (84.2)         | 198.5 (82.6)         | 263.7 (91.3)         | 462.2 (87.4)         |
| 就業不足人士<br>Underemployed persons  |                      |                      |                      |                      |                      |                      |                      |                      |                      |
| 開工不足<br>Slack work   | 72.5 (23.5)          | 46.5 (14.1)          | 119.0 (18.7)         | 41.3 (18.6)          | 26.4 (9.5)           | 67.7 (13.5)          | 35.1 (14.6)          | 19.4 (6.7)           | 54.4 (10.3)          |
| 其他原因<br>Other reasons  | 6.2 (2.0)            | 8.1 (2.5)            | 14.3 (2.3)           | 6.2 (2.8)            | 5.1 (1.8)            | 11.3 (2.3)           | 6.6 (2.8)            | 5.7 (2.0)            | 12.3 (2.3)           |
| 小計<br>Sub-total  | 78.7 (25.6)          | 54.6 (16.6)          | 133.3 (20.9)         | 47.5 (21.4)          | 31.5 (11.4)          | 79.0 (15.8)          | 41.7 (17.4)          | 25.1 (8.7)           | 66.8 (12.6)          |
| 合計<br>Overall  | 307.9 (100.0)        | 328.9 (100.0)        | 636.7 (100.0)        | 222.7 (100.0)        | 277.0 (100.0)        | 499.7 (100.0)        | 240.2 (100.0)        | 288.8 (100.0)        | 529.0 (100.0)        |

註釋：(1) 指被安排在統計前 7 天內工作少於 35 小時的全職工作人士，以及任職於每星期標準工作時數少於 35 小時的行業/職業的全職工作人士。

Note: (1) Refers to full-time workers scheduled to work less than 35 hours during the 7 days before enumeration, and full-time workers worked in those industries/occupations which had standard hours of work of less than 35 hours per week.

表 4.9 按每月就業收入及性別劃分的就業人數

Table 4.9 Employed persons by monthly employment earnings and sex

| 每月就業收入(港元)<br>Monthly employment<br>earnings (HK\$) | 2020<br>第4季<br>Q4   |                     |                     | 2021<br>第3季<br>Q3   |                     |                     | 2021<br>第4季<br>Q4   |                     |                     |
|---|---------------------|---------------------|---------------------|---------------------|---------------------|---------------------|---------------------|---------------------|---------------------|
|   | 男<br>Male           | 女<br>Female         | 男女合計<br>Both sexes  | 男<br>Male           | 女<br>Female         | 男女合計<br>Both sexes  | 男<br>Male           | 女<br>Female         | 男女合計<br>Both sexes  |
|   | 千人(百分比)<br>'000 (%) | 千人(百分比)<br>'000 (%) | 千人(百分比)<br>'000 (%) | 千人(百分比)<br>'000 (%) | 千人(百分比)<br>'000 (%) | 千人(百分比)<br>'000 (%) | 千人(百分比)<br>'000 (%) | 千人(百分比)<br>'000 (%) | 千人(百分比)<br>'000 (%) |
| < 3,000   | 41.2 (2.3)          | 50.0 (2.7)          | 91.1 (2.5)          | 33.4 (1.9)          | 47.9 (2.6)          | 81.3 (2.2)          | 35.1 (1.9)          | 47.5 (2.6)          | 82.6 (2.2)          |
| 3,000 - 3,999                                       | 15.2 (0.8)          | 20.3 (1.1)          | 35.6 (1.0)          | 14.4 (0.8)          | 18.8 (1.0)          | 33.2 (0.9)          | 12.0 (0.7)          | 21.0 (1.1)          | 33.0 (0.9)          |
| 4,000 - 4,999                                       | 17.5 (1.0)          | 290.3 (15.8)        | 307.7 (8.5)         | 12.7 (0.7)          | 260.1 (14.0)        | 272.8 (7.5)         | 12.7 (0.7)          | 246.3 (13.2)        | 259.0 (7.0)         |
| 5,000 - 5,999                                       | 18.9 (1.1)          | 71.6 (3.9)          | 90.4 (2.5)          | 18.3 (1.0)          | 82.3 (4.4)          | 100.6 (2.8)         | 16.7 (0.9)          | 94.7 (5.1)          | 111.4 (3.0)         |
| 6,000 - 6,999                                       | 21.1 (1.2)          | 37.2 (2.0)          | 58.3 (1.6)          | 17.1 (1.0)          | 41.1 (2.2)          | 58.2 (1.6)          | 17.2 (0.9)          | 42.2 (2.3)          | 59.4 (1.6)          |
| 7,000 - 7,999                                       | 22.0 (1.2)          | 36.2 (2.0)          | 58.2 (1.6)          | 18.0 (1.0)          | 35.6 (1.9)          | 53.5 (1.5)          | 18.8 (1.0)          | 31.6 (1.7)          | 50.3 (1.4)          |
| 8,000 - 8,999                                       | 30.4 (1.7)          | 32.5 (1.8)          | 62.8 (1.7)          | 27.6 (1.5)          | 35.1 (1.9)          | 62.7 (1.7)          | 23.4 (1.3)          | 33.2 (1.8)          | 56.6 (1.5)          |
| 9,000 - 9,999                                       | 29.7 (1.7)          | 48.5 (2.6)          | 78.2 (2.2)          | 27.3 (1.5)          | 39.8 (2.1)          | 67.1 (1.8)          | 27.3 (1.5)          | 37.6 (2.0)          | 64.9 (1.8)          |
| 10,000 - 11,999                                     | 94.0 (5.2)          | 122.3 (6.7)         | 216.4 (6.0)         | 88.9 (4.9)          | 119.5 (6.4)         | 208.4 (5.7)         | 84.6 (4.7)          | 113.2 (6.1)         | 197.8 (5.4)         |
| 12,000 - 13,999                                     | 133.9 (7.5)         | 158.1 (8.6)         | 291.9 (8.0)         | 127.3 (7.1)         | 155.6 (8.4)         | 282.9 (7.7)         | 122.3 (6.7)         | 160.4 (8.6)         | 282.7 (7.7)         |
| 14,000 - 15,999                                     | 173.9 (9.7)         | 161.4 (8.8)         | 335.3 (9.2)         | 167.4 (9.3)         | 170.7 (9.2)         | 338.2 (9.2)         | 164.2 (9.0)         | 160.8 (8.6)         | 325.0 (8.8)         |
| 16,000 - 17,999                                     | 112.1 (6.3)         | 96.3 (5.2)          | 208.4 (5.7)         | 119.1 (6.6)         | 106.9 (5.7)         | 226.0 (6.2)         | 122.1 (6.7)         | 112.1 (6.0)         | 234.3 (6.4)         |
| 18,000 - 19,999                                     | 115.1 (6.4)         | 74.8 (4.1)          | 190.0 (5.2)         | 114.0 (6.3)         | 84.3 (4.5)          | 198.3 (5.4)         | 120.5 (6.6)         | 86.8 (4.7)          | 207.3 (5.6)         |
| 20,000 - 24,999                                     | 258.1 (14.4)        | 176.8 (9.6)         | 434.9 (12.0)        | 295.9 (16.5)        | 190.2 (10.2)        | 486.1 (13.3)        | 295.3 (16.2)        | 191.0 (10.3)        | 486.3 (13.2)        |
| 25,000 - 29,999                                     | 135.2 (7.5)         | 79.8 (4.3)          | 215.0 (5.9)         | 145.2 (8.1)         | 88.6 (4.8)          | 233.8 (6.4)         | 154.2 (8.5)         | 98.0 (5.3)          | 252.1 (6.9)         |
| 30,000 - 34,999                                     | 133.9 (7.5)         | 97.4 (5.3)          | 231.3 (6.4)         | 136.4 (7.6)         | 96.3 (5.2)          | 232.7 (6.4)         | 144.0 (7.9)         | 94.5 (5.1)          | 238.5 (6.5)         |
| 35,000 - 39,999                                     | 72.9 (4.1)          | 50.9 (2.8)          | 123.8 (3.4)         | 72.5 (4.0)          | 44.1 (2.4)          | 116.6 (3.2)         | 70.8 (3.9)          | 51.0 (2.7)          | 121.7 (3.3)         |
| 40,000 - 44,999                                     | 75.8 (4.2)          | 45.6 (2.5)          | 121.3 (3.3)         | 70.6 (3.9)          | 46.8 (2.5)          | 117.4 (3.2)         | 72.7 (4.0)          | 50.6 (2.7)          | 123.2 (3.3)         |
| 45,000 - 49,999                                     | 40.6 (2.3)          | 29.1 (1.6)          | 69.6 (1.9)          | 41.1 (2.3)          | 28.9 (1.6)          | 70.1 (1.9)          | 42.1 (2.3)          | 23.5 (1.3)          | 65.6 (1.8)          |
| 50,000 - 59,999                                     | 73.5 (4.1)          | 51.3 (2.8)          | 124.9 (3.4)         | 74.0 (4.1)          | 53.6 (2.9)          | 127.6 (3.5)         | 75.4 (4.1)          | 55.6 (3.0)          | 131.0 (3.6)         |
| 60,000 - 79,999                                     | 73.3 (4.1)          | 58.0 (3.2)          | 131.3 (3.6)         | 75.0 (4.2)          | 63.9 (3.4)          | 139.0 (3.8)         | 78.7 (4.3)          | 57.6 (3.1)          | 136.3 (3.7)         |
| 80,000 - 99,999                                     | 33.2 (1.9)          | 19.2 (1.0)          | 52.4 (1.4)          | 34.0 (1.9)          | 20.6 (1.1)          | 54.5 (1.5)          | 39.0 (2.1)          | 21.9 (1.2)          | 61.0 (1.7)          |
| ≥ 100,000   | 72.1 (4.0)          | 29.2 (1.6)          | 101.3 (2.8)         | 68.4 (3.8)          | 28.4 (1.5)          | 96.9 (2.6)          | 70.1 (3.9)          | 30.4 (1.6)          | 100.4 (2.7)         |
| 總計<br>Total   | 1 793.5 (100.0)     | 1 836.7 (100.0)     | 3 630.2 (100.0)     | 1 798.8 (100.0)     | 1 859.2 (100.0)     | 3 658.0 (100.0)     | 1 819.1 (100.0)     | 1 861.6 (100.0)     | 3 680.7 (100.0)     |
| 中位數(港元)<br>Median (HK\$)                            | 20,000              | 14,600              | 17,500              | 20,000              | 15,000              | 18,000              | 20,500              | 15,000              | 18,000              |

表 4.9A 按每月就業收入及性別劃分的就業人數 (不包括外籍家庭傭工)

Table 4.9A Employed persons by monthly employment earnings and sex (excluding foreign domestic helpers)

| 每月就業收入(港元)<br>Monthly employment<br>earnings (HK\$) | 2020<br>第4季<br>Q4   |                     |                     | 2021<br>第3季<br>Q3   |                     |                     | 2021<br>第4季<br>Q4   |                     |                     |
|---|---------------------|---------------------|---------------------|---------------------|---------------------|---------------------|---------------------|---------------------|---------------------|
|   | 男<br>Male           | 女<br>Female         | 男女合計<br>Both sexes  | 男<br>Male           | 女<br>Female         | 男女合計<br>Both sexes  | 男<br>Male           | 女<br>Female         | 男女合計<br>Both sexes  |
|   | 千人(百分比)<br>'000 (%) | 千人(百分比)<br>'000 (%) | 千人(百分比)<br>'000 (%) | 千人(百分比)<br>'000 (%) | 千人(百分比)<br>'000 (%) | 千人(百分比)<br>'000 (%) | 千人(百分比)<br>'000 (%) | 千人(百分比)<br>'000 (%) | 千人(百分比)<br>'000 (%) |
| < 3,000   | 41.2 (2.3)          | 49.6 (3.3)          | 90.8 (2.8)          | 33.4 (1.9)          | 47.9 (3.1)          | 81.3 (2.4)          | 35.1 (1.9)          | 47.4 (3.1)          | 82.4 (2.5)          |
| 3,000 - 3,999                                       | 15.2 (0.8)          | 20.3 (1.3)          | 35.6 (1.1)          | 14.4 (0.8)          | 18.8 (1.2)          | 33.2 (1.0)          | 12.0 (0.7)          | 21.0 (1.4)          | 33.0 (1.0)          |
| 4,000 - 4,999                                       | 16.8 (0.9)          | 25.0 (1.7)          | 41.8 (1.3)          | 12.3 (0.7)          | 18.7 (1.2)          | 30.9 (0.9)          | 12.1 (0.7)          | 20.3 (1.3)          | 32.4 (1.0)          |
| 5,000 - 5,999                                       | 18.9 (1.1)          | 26.3 (1.7)          | 45.2 (1.4)          | 17.8 (1.0)          | 26.8 (1.7)          | 44.6 (1.3)          | 16.1 (0.9)          | 29.5 (1.9)          | 45.6 (1.4)          |
| 6,000 - 6,999                                       | 21.1 (1.2)          | 28.6 (1.9)          | 49.8 (1.5)          | 16.6 (0.9)          | 25.2 (1.6)          | 41.8 (1.3)          | 17.2 (0.9)          | 26.5 (1.7)          | 43.7 (1.3)          |
| 7,000 - 7,999                                       | 21.9 (1.2)          | 33.0 (2.2)          | 54.9 (1.7)          | 17.8 (1.0)          | 28.4 (1.8)          | 46.2 (1.4)          | 18.6 (1.0)          | 23.7 (1.5)          | 42.3 (1.3)          |
| 8,000 - 8,999                                       | 30.2 (1.7)          | 30.9 (2.0)          | 61.1 (1.9)          | 27.6 (1.5)          | 32.6 (2.1)          | 60.3 (1.8)          | 23.3 (1.3)          | 30.9 (2.0)          | 54.2 (1.6)          |
| 9,000 - 9,999                                       | 29.6 (1.7)          | 47.6 (3.2)          | 77.2 (2.3)          | 27.3 (1.5)          | 39.8 (2.6)          | 67.1 (2.0)          | 27.3 (1.5)          | 37.1 (2.4)          | 64.4 (1.9)          |
| 10,000 - 11,999                                     | 93.6 (5.2)          | 121.3 (8.0)         | 214.9 (6.5)         | 88.5 (4.9)          | 118.9 (7.7)         | 207.5 (6.2)         | 84.1 (4.6)          | 112.4 (7.3)         | 196.5 (5.8)         |
| 12,000 - 13,999                                     | 133.9 (7.5)         | 157.9 (10.5)        | 291.8 (8.8)         | 127.1 (7.1)         | 155.5 (10.1)        | 282.6 (8.5)         | 122.0 (6.7)         | 160.0 (10.4)        | 282.0 (8.4)         |
| 14,000 - 15,999                                     | 173.4 (9.7)         | 161.2 (10.7)        | 334.6 (10.1)        | 166.8 (9.3)         | 170.6 (11.1)        | 337.4 (10.1)        | 164.0 (9.0)         | 160.7 (10.4)        | 324.7 (9.7)         |
| 16,000 - 17,999                                     | 111.7 (6.2)         | 96.3 (6.4)          | 208.0 (6.3)         | 119.1 (6.6)         | 106.9 (7.0)         | 226.0 (6.8)         | 122.0 (6.7)         | 112.1 (7.3)         | 234.2 (7.0)         |
| 18,000 - 19,999                                     | 115.1 (6.4)         | 74.8 (5.0)          | 190.0 (5.8)         | 113.8 (6.3)         | 84.3 (5.5)          | 198.1 (5.9)         | 120.4 (6.6)         | 86.8 (5.6)          | 207.2 (6.2)         |
| 20,000 - 24,999                                     | 258.1 (14.4)        | 176.8 (11.7)        | 434.9 (13.2)        | 295.9 (16.5)        | 190.0 (12.4)        | 486.0 (14.6)        | 295.3 (16.3)        | 191.0 (12.4)        | 486.3 (14.5)        |
| 25,000 - 29,999                                     | 135.2 (7.5)         | 79.8 (5.3)          | 215.0 (6.5)         | 145.2 (8.1)         | 88.6 (5.8)          | 233.8 (7.0)         | 154.2 (8.5)         | 98.0 (6.4)          | 252.1 (7.5)         |
| 30,000 - 34,999                                     | 133.9 (7.5)         | 97.4 (6.5)          | 231.3 (7.0)         | 136.4 (7.6)         | 96.3 (6.3)          | 232.7 (7.0)         | 144.0 (7.9)         | 94.5 (6.1)          | 238.5 (7.1)         |
| 35,000 - 39,999                                     | 72.9 (4.1)          | 50.9 (3.4)          | 123.8 (3.7)         | 72.5 (4.0)          | 44.1 (2.9)          | 116.6 (3.5)         | 70.8 (3.9)          | 51.0 (3.3)          | 121.7 (3.6)         |
| 40,000 - 44,999                                     | 75.8 (4.2)          | 45.6 (3.0)          | 121.3 (3.7)         | 70.6 (3.9)          | 46.8 (3.0)          | 117.4 (3.5)         | 72.7 (4.0)          | 50.6 (3.3)          | 123.2 (3.7)         |
| 45,000 - 49,999                                     | 40.6 (2.3)          | 29.1 (1.9)          | 69.6 (2.1)          | 41.1 (2.3)          | 28.9 (1.9)          | 70.1 (2.1)          | 42.1 (2.3)          | 23.5 (1.5)          | 65.6 (2.0)          |
| 50,000 - 59,999                                     | 73.5 (4.1)          | 51.3 (3.4)          | 124.9 (3.8)         | 74.0 (4.1)          | 53.6 (3.5)          | 127.6 (3.8)         | 75.4 (4.1)          | 55.6 (3.6)          | 131.0 (3.9)         |
| 60,000 - 79,999                                     | 73.3 (4.1)          | 58.0 (3.8)          | 131.3 (4.0)         | 75.0 (4.2)          | 63.9 (4.2)          | 139.0 (4.2)         | 78.7 (4.3)          | 57.6 (3.7)          | 136.3 (4.1)         |
| 80,000 - 99,999                                     | 33.2 (1.9)          | 19.2 (1.3)          | 52.4 (1.6)          | 34.0 (1.9)          | 20.6 (1.3)          | 54.5 (1.6)          | 39.0 (2.1)          | 21.9 (1.4)          | 61.0 (1.8)          |
| ≥ 100,000   | 72.1 (4.0)          | 29.2 (1.9)          | 101.3 (3.1)         | 68.4 (3.8)          | 28.4 (1.9)          | 96.9 (2.9)          | 70.1 (3.9)          | 30.4 (2.0)          | 100.4 (3.0)         |
| 總計<br>Total   | 1 791.0 (100.0)     | 1 510.3 (100.0)     | 3 301.3 (100.0)     | 1 795.8 (100.0)     | 1 535.8 (100.0)     | 3 331.6 (100.0)     | 1 816.3 (100.0)     | 1 542.6 (100.0)     | 3 358.8 (100.0)     |
| 中位數(港元)<br>Median (HK\$)                            | 20,000              | 16,700              | 19,000              | 20,000              | 17,200              | 20,000              | 20,500              | 17,500              | 20,000              |

表 5.1 按主要工作所屬行業及性別劃分的就業人士工作時數中位數<sup>(1)</sup>  
**Table 5.1 Median hours of work<sup>(1)</sup> of employed persons by industry of main employment and sex**

| 主要工作所屬行業<br>Industry of<br>main employment  | 2020<br>第4季<br>Q4        |                            |                                   | 2021<br>第3季<br>Q3        |                            |                                   | 2021<br>第4季<br>Q4        |                            |                                   |
|---|--------------------------|----------------------------|-----------------------------------|--------------------------|----------------------------|-----------------------------------|--------------------------|----------------------------|-----------------------------------|
|   | 男<br>Male<br>時數<br>Hours | 女<br>Female<br>時數<br>Hours | 男女合計<br>Both sexes<br>時數<br>Hours | 男<br>Male<br>時數<br>Hours | 女<br>Female<br>時數<br>Hours | 男女合計<br>Both sexes<br>時數<br>Hours | 男<br>Male<br>時數<br>Hours | 女<br>Female<br>時數<br>Hours | 男女合計<br>Both sexes<br>時數<br>Hours |
| 製造<br>Manufacturing   | 42                       | 40                         | 42                                | 45                       | 43                         | 45                                | 45                       | 44                         | 44                                |
| 建造<br>Construction  | 44                       | 40                         | 44                                | 45                       | 44                         | 45                                | 45                       | 44                         | 45                                |
| 進出口貿易及批發<br>Import/export trade and wholesale   | 40                       | 40                         | 40                                | 40                       | 40                         | 40                                | 40                       | 40                         | 40                                |
| 零售、住宿 <sup>(2)</sup> 及膳食服務 <sup>(3)</sup><br>Retail, accommodation <sup>(2)</sup> and<br>food services <sup>(3)</sup> | 48                       | 44                         | 46                                | 50                       | 45                         | 48                                | 48                       | 45                         | 48                                |
| 運輸、倉庫、郵政及速遞服務、<br>資訊及通訊<br>Transportation, storage, postal and<br>courier services, information<br>and communications | 42                       | 40                         | 40                                | 45                       | 40                         | 44                                | 45                       | 40                         | 43                                |
| 金融、保險、地產、專業及<br>商用服務<br>Financing, insurance, real estate,<br>professional and business services                      | 44                       | 40                         | 40                                | 45                       | 40                         | 43                                | 45                       | 40                         | 43                                |
| 公共行政、社會及個人服務<br>Public administration, social and<br>personal services  | 44<br>[44]               | 48<br>[40]                 | 45<br>[42]                        | 44<br>[44]               | 48<br>[40]                 | 45<br>[44]                        | 44<br>[44]               | 48<br>[41]                 | 45<br>[44]                        |
| 其他行業<br>Other industries  | 44                       | 42                         | 42                                | 45                       | 40                         | 44                                | 44                       | 44                         | 44                                |
| 合計<br>Overall   | 44<br>[44]               | 44<br>[40]                 | 44<br>[40]                        | 45<br>[45]               | 44<br>[40]                 | 45<br>[44]                        | 45<br>[45]               | 44<br>[40]                 | 45<br>[44]                        |

註釋： 方括號內的數字是指撇除外籍家庭傭工後計算的相應數字。

- (1) 指統計前7天內所有工作的工作時數中位數。
- (2) 住宿服務包括酒店、賓館、旅舍及其他提供短期住宿服務的機構單位。
- (3) 零售、住宿及膳食服務業合計通常被稱為「與消費及旅遊相關行業」。

Notes : Figures in square brackets are the corresponding statistics computed with foreign domestic helpers excluded.

- (1) Referring to median hours of work of all employment during the 7 days before enumeration.
- (2) Accommodation services cover hotels, guesthouses, boarding houses and other establishments providing short term accommodation.
- (3) The retail, accommodation and food services industries as a whole is generally referred to as the consumption- and tourism-related segment.

表 5.2 按主要工作所屬職業及性別劃分的就業人士工作時數中位數<sup>(1)</sup>  
 Table 5.2 Median hours of work<sup>(1)</sup> of employed persons by occupation of main employment and sex

| 主要工作所屬職業<br>Occupation of<br>main employment                  | 2020<br>第4季<br>Q4 |             |                    | 2021<br>第3季<br>Q3 |             |                    | 2021<br>第4季<br>Q4 |             |                    |
|---|-------------------|-------------|--------------------|-------------------|-------------|--------------------|-------------------|-------------|--------------------|
|   | 男<br>Male         | 女<br>Female | 男女合計<br>Both sexes | 男<br>Male         | 女<br>Female | 男女合計<br>Both sexes | 男<br>Male         | 女<br>Female | 男女合計<br>Both sexes |
|   | 時數<br>Hours       | 時數<br>Hours | 時數<br>Hours        | 時數<br>Hours       | 時數<br>Hours | 時數<br>Hours        | 時數<br>Hours       | 時數<br>Hours | 時數<br>Hours        |
| 經理及行政級人員<br>Managers and administrators                       | 40                | 40          | 40                 | 44                | 40          | 43                 | 43                | 40          | 42                 |
| 專業人員<br>Professionals   | 40                | 40          | 40                 | 40                | 40          | 40                 | 41                | 40          | 40                 |
| 輔助專業人員<br>Associate professionals                             | 40                | 40          | 40                 | 44                | 40          | 40                 | 43                | 40          | 40                 |
| 文書支援人員<br>Clerical support workers                            | 40                | 40          | 40                 | 43                | 40          | 40                 | 42                | 40          | 40                 |
| 服務工作及銷售人員<br>Service and sales workers                        | 48                | 44          | 45                 | 48                | 45          | 48                 | 48                | 45          | 48                 |
| 工藝及有關人員<br>Craft and related workers                          | 45                | 48          | 45                 | 45                | 45          | 45                 | 45                | 45          | 45                 |
| 機台及機器操作員及裝配員<br>Plant and machine operators and<br>assemblers | 48                | 45          | 48                 | 48                | 45          | 48                 | 48                | 48          | 48                 |
| 非技術工人<br>Elementary occupations                               | 48<br>[48]        | 50<br>[44]  | 48<br>[45]         | 48<br>[48]        | 54<br>[45]  | 48<br>[48]         | 48<br>[48]        | 50<br>[45]  | 48<br>[45]         |
| 其他職業<br>Other occupations                                     | 48 †              | 42 †        | 42 †               | 45 †              | 48 †        | 45                 | 45 †              | 48 †        | 48 †               |
| 合計<br>Overall   | 44<br>[44]        | 44<br>[40]  | 44<br>[40]         | 45<br>[45]        | 44<br>[40]  | 45<br>[44]         | 45<br>[45]        | 44<br>[40]  | 45<br>[44]         |

註釋：方括號內的數字是指撇除外籍家庭傭工後計算的相應數字。  
 大部分外籍家庭傭工為「非技術工人」。

(1) 指統計前 7 天內所有工作的工作時數中位數。

Notes: Figures in square brackets are the corresponding statistics computed with foreign domestic helpers excluded.  
 Majority of foreign domestic helpers are engaged as "elementary occupations".

(1) Referring to median hours of work of all employment during the 7 days before enumeration.



表 6.1 按年齡及性別劃分的就業人士每月就業收入中位數

Table 6.1 Median monthly employment earnings of employed persons by age and sex

| 年齡組別<br>Age group | 2020<br>第4季<br>Q4 |                |                    | 2021<br>第3季<br>Q3 |                |                    | 2021<br>第4季<br>Q4 |                |                    |
|-------------------|-------------------|----------------|--------------------|-------------------|----------------|--------------------|-------------------|----------------|--------------------|
|                   | 男<br>Male         | 女<br>Female    | 男女合計<br>Both sexes | 男<br>Male         | 女<br>Female    | 男女合計<br>Both sexes | 男<br>Male         | 女<br>Female    | 男女合計<br>Both sexes |
|                   | (港元)<br>(HK\$)    | (港元)<br>(HK\$) | (港元)<br>(HK\$)     | (港元)<br>(HK\$)    | (港元)<br>(HK\$) | (港元)<br>(HK\$)     | (港元)<br>(HK\$)    | (港元)<br>(HK\$) | (港元)<br>(HK\$)     |
| 15 - 24           | 14,000            | 13,000         | 13,000             | 13,000            | 12,500         | 13,000             | 14,000            | 13,000         | 13,100             |
| 25 - 34           | 20,000            | 16,000         | 18,000             | 20,000            | 17,200         | 19,200             | 20,500            | 18,000         | 20,000             |
| 35 - 44           | 25,000            | 15,000         | 20,000             | 25,000            | 15,100         | 20,000             | 25,000            | 15,500         | 20,000             |
| 45 - 54           | 22,600            | 15,000         | 19,000             | 23,000            | 15,000         | 19,600             | 24,100            | 15,000         | 20,000             |
| 55 - 59           | 20,000            | 14,000         | 17,500             | 20,000            | 14,500         | 18,000             | 20,000            | 14,000         | 17,700             |
| ≥ 60              | 15,000            | 10,800         | 13,000             | 15,000            | 11,000         | 14,000             | 15,500            | 11,000         | 13,800             |
| 合計<br>Overall     | 20,000            | 14,600         | 17,500             | 20,000            | 15,000         | 18,000             | 20,500            | 15,000         | 18,000             |

表 6.1A 按年齡及性別劃分的就業人士每月就業收入中位數 (不包括外籍家庭傭工)

Table 6.1A Median monthly employment earnings of employed persons by age and sex (excluding foreign domestic helpers)

| 年齡組別<br>Age group | 2020<br>第4季<br>Q4 |                |                    | 2021<br>第3季<br>Q3 |                |                    | 2021<br>第4季<br>Q4 |                |                    |
|-------------------|-------------------|----------------|--------------------|-------------------|----------------|--------------------|-------------------|----------------|--------------------|
|                   | 男<br>Male         | 女<br>Female    | 男女合計<br>Both sexes | 男<br>Male         | 女<br>Female    | 男女合計<br>Both sexes | 男<br>Male         | 女<br>Female    | 男女合計<br>Both sexes |
|                   | (港元)<br>(HK\$)    | (港元)<br>(HK\$) | (港元)<br>(HK\$)     | (港元)<br>(HK\$)    | (港元)<br>(HK\$) | (港元)<br>(HK\$)     | (港元)<br>(HK\$)    | (港元)<br>(HK\$) | (港元)<br>(HK\$)     |
| 15 - 24           | 14,000            | 13,400         | 13,500             | 13,000            | 13,000         | 13,000             | 14,000            | 13,000         | 13,700             |
| 25 - 34           | 20,000            | 19,500         | 20,000             | 20,000            | 20,000         | 20,000             | 20,500            | 20,000         | 20,000             |
| 35 - 44           | 25,000            | 20,000         | 23,200             | 25,000            | 20,100         | 23,000             | 25,000            | 20,500         | 24,000             |
| 45 - 54           | 22,800            | 16,600         | 20,000             | 23,000            | 17,000         | 20,000             | 24,100            | 17,000         | 20,000             |
| 55 - 59           | 20,000            | 14,300         | 18,000             | 20,000            | 15,000         | 18,000             | 20,000            | 15,000         | 18,000             |
| ≥ 60              | 15,000            | 11,000         | 13,000             | 15,000            | 11,500         | 14,000             | 15,500            | 11,100         | 14,000             |
| 合計<br>Overall     | 20,000            | 16,700         | 19,000             | 20,000            | 17,200         | 20,000             | 20,500            | 17,500         | 20,000             |

**表 6.2 按主要工作所屬行業及性別劃分的就業人士每月就業收入中位數**  
**Table 6.2 Median monthly employment earnings of employed persons by industry of main employment and sex**

| 主要工作所屬行業<br>Industry of<br>main employment  | 2020<br>第4季<br>Q4  |                    |                    | 2021<br>第3季<br>Q3  |                    |                    | 2021<br>第4季<br>Q4  |                    |                    |
|---|--------------------|--------------------|--------------------|--------------------|--------------------|--------------------|--------------------|--------------------|--------------------|
|   | 男<br>Male          | 女<br>Female        | 男女合計<br>Both sexes | 男<br>Male          | 女<br>Female        | 男女合計<br>Both sexes | 男<br>Male          | 女<br>Female        | 男女合計<br>Both sexes |
|   | (港元)<br>(HK\$)     | (港元)<br>(HK\$)     | (港元)<br>(HK\$)     | (港元)<br>(HK\$)     | (港元)<br>(HK\$)     | (港元)<br>(HK\$)     | (港元)<br>(HK\$)     | (港元)<br>(HK\$)     | (港元)<br>(HK\$)     |
| 製造<br>Manufacturing   | 20,000             | 14,300             | 18,000             | 19,000             | 14,000             | 17,500             | 20,000             | 13,500             | 17,700             |
| 建造<br>Construction  | 20,000             | 17,500             | 20,000             | 20,000             | 16,800             | 20,000             | 20,000             | 17,000             | 20,000             |
| 進出口貿易及批發<br>Import/export trade and wholesale   | 21,000             | 18,000             | 20,000             | 24,200             | 18,600             | 20,000             | 25,000             | 19,000             | 20,000             |
| 零售、住宿 <sup>(1)</sup> 及膳食服務 <sup>(2)</sup><br>Retail, accommodation <sup>(1)</sup> and<br>food services <sup>(2)</sup> | 16,000             | 12,000             | 13,800             | 17,000             | 13,000             | 14,500             | 17,000             | 12,800             | 15,000             |
| 運輸、倉庫、郵政及速遞服務、<br>資訊及通訊<br>Transportation, storage, postal and<br>courier services, information<br>and communications | 18,000             | 17,000             | 18,000             | 20,000             | 18,000             | 19,000             | 20,000             | 19,600             | 20,000             |
| 金融、保險、地產、專業及<br>商用服務<br>Financing, insurance, real estate,<br>professional and business services                      | 24,000             | 18,700             | 20,000             | 23,500             | 19,000             | 20,000             | 24,500             | 20,000             | 20,500             |
| 公共行政、社會及個人服務<br>Public administration, social and<br>personal services  | 25,700<br>[26,000] | 10,000<br>[20,000] | 15,000<br>[23,000] | 25,400<br>[25,500] | 11,000<br>[20,500] | 15,600<br>[23,000] | 26,600<br>[27,000] | 11,100<br>[20,000] | 16,000<br>[23,000] |
| 其他行業<br>Other industries  | 20,000             | 16,500             | 20,000             | 24,000             | 24,500             | 24,000             | 21,100             | 20,000             | 20,500             |
| 合計<br>Overall   | 20,000             | 14,600             | 17,500             | 20,000             | 15,000             | 18,000             | 20,500             | 15,000             | 18,000             |

註釋：方括號內的數字是指撇除外籍家庭傭工後計算的相應數字。

- (1) 住宿服務包括酒店、賓館、旅舍及其他提供短期住宿服務的機構單位。  
(2) 零售、住宿及膳食服務業合計通常被稱為「與消費及旅遊相關行業」。

Notes: Figures in square brackets are the corresponding statistics computed with foreign domestic helpers excluded.

- (1) Accommodation services cover hotels, guesthouses, boarding houses and other establishments providing short term accommodation.  
(2) The retail, accommodation and food services industries as a whole is generally referred to as the consumption- and tourism-related segment.

表 6.3 按主要工作所屬職業及性別劃分的就業人士每月就業收入中位數

Table 6.3 Median monthly employment earnings of employed persons by occupation of main employment and sex

| 主要工作所屬職業<br>Occupation of<br>main employment                  | 2020<br>第4季<br>Q4           |                               |                                      | 2021<br>第3季<br>Q3           |                               |                                      | 2021<br>第4季<br>Q4           |                               |                                      |
|---|-----------------------------|-------------------------------|--------------------------------------|-----------------------------|-------------------------------|--------------------------------------|-----------------------------|-------------------------------|--------------------------------------|
|   | 男<br>Male<br>(港元)<br>(HK\$) | 女<br>Female<br>(港元)<br>(HK\$) | 男女合計<br>Both sexes<br>(港元)<br>(HK\$) | 男<br>Male<br>(港元)<br>(HK\$) | 女<br>Female<br>(港元)<br>(HK\$) | 男女合計<br>Both sexes<br>(港元)<br>(HK\$) | 男<br>Male<br>(港元)<br>(HK\$) | 女<br>Female<br>(港元)<br>(HK\$) | 男女合計<br>Both sexes<br>(港元)<br>(HK\$) |
| 經理及行政級人員<br>Managers and administrators                       | 45,000                      | 40,000                        | 42,500                               | 48,000                      | 43,700                        | 45,000                               | 47,000                      | 40,000                        | 45,000                               |
| 專業人員<br>Professionals   | 47,700                      | 46,700                        | 47,000                               | 48,900                      | 45,700                        | 48,000                               | 50,000                      | 50,000                        | 50,000                               |
| 輔助專業人員<br>Associate professionals                             | 24,000                      | 24,000                        | 24,000                               | 23,000                      | 23,000                        | 23,000                               | 25,000                      | 24,000                        | 24,400                               |
| 文書支援人員<br>Clerical support workers                            | 16,000                      | 15,500                        | 15,700                               | 17,000                      | 16,000                        | 16,100                               | 17,000                      | 16,200                        | 16,500                               |
| 服務工作及銷售人員<br>Service and sales workers                        | 17,000                      | 12,000                        | 14,000                               | 18,000                      | 13,000                        | 15,000                               | 18,000                      | 12,600                        | 15,000                               |
| 工藝及有關人員<br>Craft and related workers                          | 18,000                      | 12,600                        | 18,000                               | 19,000                      | 13,000                        | 18,300                               | 20,000                      | 12,000                        | 19,300                               |
| 機台及機器操作員及裝配員<br>Plant and machine operators<br>and assemblers | 15,000                      | 14,700                        | 15,000                               | 16,900                      | 14,000                        | 16,700                               | 17,800                      | 13,000                        | 17,800                               |
| 非技術工人<br>Elementary occupations                               | 13,000<br>[13,000]          | 4,600<br>[10,300]             | 6,500<br>[11,900]                    | 13,400<br>[13,500]          | 5,000<br>[11,000]             | 7,400<br>[12,000]                    | 13,600<br>[13,700]          | 5,000<br>[11,000]             | 7,700<br>[12,300]                    |
| 其他職業<br>Other occupations                                     | 10,200 †                    | 5,000 †                       | 9,500 †                              | 11,300 †                    | 17,800 †                      | 14,000                               | 12,000 †                    | 15,000 †                      | 13,000 †                             |
| 合計<br>Overall   | 20,000                      | 14,600                        | 17,500                               | 20,000                      | 15,000                        | 18,000                               | 20,500                      | 15,000                        | 18,000                               |

註釋：方括號內的數字是指撇除外籍家庭傭工後計算的相應數字。  
大部分外籍家庭傭工為「非技術工人」。

Notes: Figures in square brackets are the corresponding statistics computed with foreign domestic helpers excluded.  
Majority of foreign domestic helpers are engaged in "elementary occupations".

表 7.1 按年齡及性別劃分的就業不足人數

Table 7.1 Underemployed persons by age and sex

| 年齡組別<br>Age group | 2020<br>第4季<br>Q4      |                        |                        | 2021<br>第3季<br>Q3      |                        |                        | 2021<br>第4季<br>Q4      |                        |                        |
|-------------------|------------------------|------------------------|------------------------|------------------------|------------------------|------------------------|------------------------|------------------------|------------------------|
|                   | 男<br>Male              | 女<br>Female            | 男女合計<br>Both sexes     | 男<br>Male              | 女<br>Female            | 男女合計<br>Both sexes     | 男<br>Male              | 女<br>Female            | 男女合計<br>Both sexes     |
|                   | 千人 [比率]<br>'000 [Rate] | 千人 [比率]<br>'000 [Rate] | 千人 [比率]<br>'000 [Rate] | 千人 [比率]<br>'000 [Rate] | 千人 [比率]<br>'000 [Rate] | 千人 [比率]<br>'000 [Rate] | 千人 [比率]<br>'000 [Rate] | 千人 [比率]<br>'000 [Rate] | 千人 [比率]<br>'000 [Rate] |
| 15 - 19           | ‡ [‡]                  | ‡ [‡]                  | 0.7 [3.7] †            | ‡ [‡]                  | ‡ [‡]                  | ‡ [‡]                  | ‡ [‡]                  | ‡ [‡]                  | 0.6 [3.1] †            |
| 20 - 29           | 11.5 [3.7]             | 11.8 [3.6]             | 23.3 [3.6]             | 8.4 [2.8]              | 5.8 [1.8]              | 14.2 [2.3]             | 8.4 [2.8]              | 3.7 [1.2] †            | 12.1 [2.0]             |
| 30 - 39           | 15.0 [3.4]             | 9.6 [1.8]              | 24.6 [2.5]             | 9.3 [2.1]              | 6.5 [1.3]              | 15.8 [1.7]             | 7.9 [1.8]              | 4.9 [1.0]              | 12.8 [1.4]             |
| 40 - 49           | 17.9 [4.1]             | 11.3 [2.3]             | 29.2 [3.1]             | 9.3 [2.2]              | 7.1 [1.4]              | 16.4 [1.8]             | 6.6 [1.5]              | 6.0 [1.2]              | 12.7 [1.4]             |
| 50 - 59           | 21.1 [4.7]             | 15.4 [3.7]             | 36.5 [4.2]             | 13.0 [3.0]             | 9.1 [2.2]              | 22.1 [2.6]             | 12.1 [2.8]             | 7.5 [1.8]              | 19.7 [2.3]             |
| ≥ 60              | 12.7 [4.3]             | 6.3 [4.1]              | 19.1 [4.3]             | 7.4 [2.6]              | 2.8 [1.7] †            | 10.1 [2.2]             | 6.4 [2.2]              | 2.5 [1.5] †            | 8.9 [2.0]              |
| 合計<br>Overall     | 78.7 [4.1]             | 54.6 [2.8]             | 133.3 [3.4]            | 47.5 [2.5]             | 31.5 [1.6]             | 79.0 [2.1]             | 41.7 [2.2]             | 25.1 [1.3]             | 66.8 [1.7]             |

註釋：方括號內的數字是指在某一特定年齡/性別組別人士的就業不足率(百分比)。

Note: Figures in square brackets refer to underemployment rate (%) in respect of persons in the specified age/sex group.

表 7.2 按教育程度及性別劃分的就業不足人數

Table 7.2 Underemployed persons by educational attainment and sex

|  | 2020<br>第4季<br>Q4      |                        |                        | 2021<br>第3季<br>Q3      |                        |                        | 2021<br>第4季<br>Q4      |                        |                        |
|--|------------------------|------------------------|------------------------|------------------------|------------------------|------------------------|------------------------|------------------------|------------------------|
|  | 男<br>Male              | 女<br>Female            | 男女合計<br>Both sexes     | 男<br>Male              | 女<br>Female            | 男女合計<br>Both sexes     | 男<br>Male              | 女<br>Female            | 男女合計<br>Both sexes     |
| 教育程度<br>Educational attainment                       | 千人 [比率]<br>'000 [Rate] | 千人 [比率]<br>'000 [Rate] | 千人 [比率]<br>'000 [Rate] | 千人 [比率]<br>'000 [Rate] | 千人 [比率]<br>'000 [Rate] | 千人 [比率]<br>'000 [Rate] | 千人 [比率]<br>'000 [Rate] | 千人 [比率]<br>'000 [Rate] | 千人 [比率]<br>'000 [Rate] |
| 小學及以下<br>Primary and below                           | 9.9 [6.9]              | 7.9 [4.5]              | 17.8 [5.6]             | 5.5 [4.3]              | 2.5 [1.4] †            | 8.0 [2.7]              | 5.4 [4.0]              | 2.0 [1.2] †            | 7.4 [2.5]              |
| 初中 <sup>(1)</sup><br>Lower secondary <sup>(1)</sup>  | 21.6 [7.4]             | 9.4 [4.4]              | 31.0 [6.2]             | 10.0 [3.5]             | 3.6 [1.7] †            | 13.6 [2.7]             | 12.8 [4.5]             | 3.1 [1.4]              | 15.9 [3.2]             |
| 高中 <sup>(2)</sup><br>Upper secondary <sup>(2)</sup>  | 30.3 [4.7]             | 16.9 [2.3]             | 47.2 [3.4]             | 18.8 [2.9]             | 12.5 [1.7]             | 31.4 [2.3]             | 16.1 [2.5]             | 9.6 [1.3]              | 25.7 [1.9]             |
| 專上教育 <sup>(3)</sup><br>Post-secondary <sup>(3)</sup> | 16.8 [2.0]             | 20.5 [2.5]             | 37.3 [2.2]             | 13.2 [1.6]             | 12.8 [1.6]             | 26.1 [1.6]             | 7.3 [0.9]              | 10.4 [1.3]             | 17.7 [1.1]             |
| 合計<br>Overall  | 78.7 [4.1]             | 54.6 [2.8]             | 133.3 [3.4]            | 47.5 [2.5]             | 31.5 [1.6]             | 79.0 [2.1]             | 41.7 [2.2]             | 25.1 [1.3]             | 66.8 [1.7]             |

註釋：方括號內的數字是指在某一特定教育程度/性別組別人士的就業不足率(百分比)。

(1) 具初中教育程度的人士是指具中一至中三教育程度或同等學歷的人士。

(2) 具高中教育程度的人士是指具中學舊學制的四至七年級及新學制的四至六年級或同等程度，毅進計劃／毅進文憑以及工藝程度教育的人士。

(3) 專上教育程度包括非學位及學位課程。

Notes: Figures in square brackets refer to underemployment rate (%) in respect of persons in the specified educational attainment/sex group.

(1) Persons with educational attainment at lower secondary level refer to those with Secondary 1-3 education or equivalent level.

(2) Persons with educational attainment at upper secondary level refer to those with Secondary 4-7 of old academic structure, Secondary 4-6 of new academic structure or equivalent, Project Yi Jin/Yi Jin Diploma and craft level.

(3) Post-secondary education includes non-degree and degree courses.

表 7.3 按主要工作所屬詳細行業劃分的就業不足人數  
Table 7.3 Underemployed persons by detailed industry of main employment

| 詳細行業<br>Detailed industry  | 2020<br>第4季<br>Q4   |                       |              | 2021<br>第3季<br>Q3   |                       |              | 2021<br>第4季<br>Q4   |                       |              |
|--|---------------------|-----------------------|--------------|---------------------|-----------------------|--------------|---------------------|-----------------------|--------------|
|  | 人數<br>No.<br>(‘000) | [比率]<br>[Rate]<br>(%) | (百分比)<br>(%) | 人數<br>No.<br>(‘000) | [比率]<br>[Rate]<br>(%) | (百分比)<br>(%) | 人數<br>No.<br>(‘000) | [比率]<br>[Rate]<br>(%) | (百分比)<br>(%) |
| 製造<br>Manufacturing  | 3.9                 | [3.7]                 | (2.9)        | 1.8                 | [1.8]                 | (2.2) †      | 1.0                 | [1.1]                 | (1.6) †      |
| 紡織品、成衣、皮革及相關製品的製造<br>Manufacture of textiles, wearing apparel, leather and related products                        | 0.6                 | [7.7]                 | (0.5) †      | ‡                   | [‡]                   | (‡)          | ‡                   | [‡]                   | (‡)          |
| 其他製造業<br>Other manufacturing   | 3.3                 | [3.3]                 | (2.5) †      | 1.6                 | [1.8]                 | (2.1) †      | 0.9                 | [1.0]                 | (1.4) †      |
| 建造<br>Construction   | 27.2                | [7.7]                 | (20.4)       | 19.6                | [5.5]                 | (24.8)       | 19.8                | [5.6]                 | (29.7)       |
| 地基及上蓋工程<br>Foundation and superstructure   | 15.0                | [5.6]                 | (11.3)       | 11.4                | [4.1]                 | (14.4)       | 12.1                | [4.4]                 | (18.1)       |
| 樓房裝飾、修葺及保養<br>Decoration, repair and maintenance for buildings   | 12.1                | [14.1]                | (9.1)        | 8.2                 | [10.2]                | (10.4)       | 7.7                 | [9.9]                 | (11.6)       |
| 進出口貿易及批發<br>Import/export trade and wholesale  | 6.2                 | [1.9]                 | (4.7)        | 3.6                 | [1.1]                 | (4.5) †      | 3.4                 | [1.1]                 | (5.2) †      |
| 進出口貿易<br>Import and export trade   | 5.9                 | [1.9]                 | (4.4)        | 3.3                 | [1.1]                 | (4.2) †      | 3.3                 | [1.1]                 | (4.9) †      |
| 批發<br>Wholesale  | ‡                   | [‡]                   | (‡)          | ‡                   | [‡]                   | (‡)          | ‡                   | [‡]                   | (‡)          |
| 零售、住宿 <sup>(1)</sup> 及膳食服務 <sup>(2)</sup><br>Retail, accommodation <sup>(1)</sup> and food services <sup>(2)</sup> | 32.3                | [5.7]                 | (24.3)       | 13.3                | [2.4]                 | (16.8)       | 10.4                | [1.9]                 | (15.6)       |
| 零售<br>Retail   | 12.1                | [4.1]                 | (9.0)        | 5.6                 | [2.0]                 | (7.0)        | 5.0                 | [1.7]                 | (7.5)        |
| 住宿 <sup>(1)</sup> 及膳食服務<br>Accommodation <sup>(1)</sup> and food services  | 20.3                | [7.4]                 | (15.2)       | 7.8                 | [2.8]                 | (9.8)        | 5.4                 | [2.0]                 | (8.1)        |

表 7.3 按主要工作所屬詳細行業劃分的就業不足人數(續)  
Table 7.3 Underemployed persons by detailed industry of main employment (Cont'd)

| 詳細行業<br>Detailed industry   | 2020<br>第4季<br>Q4   |                       |              | 2021<br>第3季<br>Q3   |                       |              | 2021<br>第4季<br>Q4   |                       |              |
|---|---------------------|-----------------------|--------------|---------------------|-----------------------|--------------|---------------------|-----------------------|--------------|
|   | 人數<br>No.<br>(‘000) | [比率]<br>[Rate]<br>(%) | (百分比)<br>(%) | 人數<br>No.<br>(‘000) | [比率]<br>[Rate]<br>(%) | (百分比)<br>(%) | 人數<br>No.<br>(‘000) | [比率]<br>[Rate]<br>(%) | (百分比)<br>(%) |
| 運輸、倉庫、郵政及速遞服務、資訊及通訊<br>Transportation, storage, postal and courier services, information and communications | 24.0                | [5.3]                 | (18.0)       | 13.0                | [2.9]                 | (16.5)       | 10.8                | [2.4]                 | (16.1)       |
| 運輸及倉庫<br>Transportation and storage   | 21.3                | [7.3]                 | (16.0)       | 10.9                | [3.8]                 | (13.8)       | 9.5                 | [3.3]                 | (14.2)       |
| 郵政及速遞活動<br>Postal and courier activities  | 0.8                 | [3.2]                 | (0.6) †      | 0.9                 | [3.6]                 | (1.1) †      | 0.7                 | [2.8]                 | (1.0) †      |
| 資訊及通訊<br>Information and communications   | 2.0                 | [1.4]                 | (1.5) †      | 1.2                 | [0.9]                 | (1.6) †      | 0.6                 | [0.4]                 | (0.9) †      |
| 金融、保險、地產、專業及商用服務<br>Financing, insurance, real estate, professional and business services                   | 14.4                | [1.6]                 | (10.8)       | 12.0                | [1.4]                 | (15.2)       | 9.5                 | [1.1]                 | (14.3)       |
| 金融<br>Financing   | 0.8                 | [0.4]                 | (0.6) †      | ‡                   | [‡]                   | (‡)          | ‡                   | [‡]                   | (‡)          |
| 保險<br>Insurance   | 2.6                 | [3.7]                 | (1.9) †      | 1.5                 | [2.2]                 | (1.9) †      | 1.3                 | [1.9]                 | (2.0) †      |
| 地產<br>Real estate   | 0.8                 | [0.5]                 | (0.6) †      | 1.8                 | [1.1]                 | (2.3) †      | 0.9                 | [0.5]                 | (1.3) †      |
| 專業及商用服務<br>Professional and business services   | 10.2                | [2.4]                 | (7.6)        | 8.3                 | [2.0]                 | (10.5)       | 7.1                 | [1.7]                 | (10.7)       |



表 7.3 按主要工作所屬詳細行業劃分的就業不足人數(續)  
Table 7.3 Underemployed persons by detailed industry of main employment (Cont'd)

| 詳細行業<br>Detailed industry   | 2020<br>第4季<br>Q4   |                       |              | 2021<br>第3季<br>Q3   |                       |              | 2021<br>第4季<br>Q4   |                       |              |
|---|---------------------|-----------------------|--------------|---------------------|-----------------------|--------------|---------------------|-----------------------|--------------|
|   | 人數<br>No.<br>(‘000) | [比率]<br>[Rate]<br>(%) | (百分比)<br>(%) | 人數<br>No.<br>(‘000) | [比率]<br>[Rate]<br>(%) | (百分比)<br>(%) | 人數<br>No.<br>(‘000) | [比率]<br>[Rate]<br>(%) | (百分比)<br>(%) |
| 公共行政、社會及個人服務<br>Public administration, social and personal services | 24.9                | [2.2]                 | (18.7)       | 15.6                | [1.4]                 | (19.8)       | 11.5                | [1.0]                 | (17.2)       |
| 公共行政<br>Public administration                                       | ‡                   | [‡]                   | (‡)          | ‡                   | [‡]                   | (‡)          | ‡                   | [‡]                   | (‡)          |
| 教育<br>Education   | 8.0                 | [3.5]                 | (6.0)        | 5.6                 | [2.5]                 | (7.2)        | 3.9                 | [1.7]                 | (5.8) †      |
| 人類保健及社會工作活動<br>Human health and social work activities              | 2.1                 | [0.9]                 | (1.5) †      | 1.8                 | [0.8]                 | (2.3) †      | 1.0                 | [0.4]                 | (1.4) †      |
| 藝術、娛樂及康樂活動<br>Arts, entertainment and recreation                    | 3.8                 | [6.5]                 | (2.9)        | 2.2                 | [3.9]                 | (2.8) †      | 1.7                 | [3.1]                 | (2.5) †      |
| 其他服務活動<br>Other service activities                                  | 10.8                | [2.3]                 | (8.1)        | 5.9                 | [1.3]                 | (7.5)        | 5.0                 | [1.1]                 | (7.5)        |
| 其他行業<br>Other industries  | ‡                   | [‡]                   | (‡)          | ‡                   | [‡]                   | (‡)          | ‡                   | [‡]                   | (‡)          |
| 合計<br>Overall   | 133.3               | [3.4]                 | (100.0)      | 79.0                | [2.1]                 | (100.0)      | 66.8                | [1.7]                 | (100.0)      |

註釋：方括號內的數字是指在某一特定行業人士的就業不足率。有關計算按行業劃分的就業不足率的技術性詳情，請參閱第3部內「就業不足率」的定義。

- (1) 住宿服務包括酒店、賓館、旅舍及其他提供短期住宿服務的機構單位。
- (2) 零售、住宿及膳食服務業合計通常被稱為「與消費及旅遊相關行業」。

Notes: Figures in square brackets refer to underemployment rate (%) in respect of persons engaged in the specified industry.

For technical details of compiling underemployment rates by industry, please see definition of 'Underemployment rate' in Part III.

- (1) Accommodation services cover hotels, guesthouses, boarding houses and other establishments providing short term accommodation.
- (2) The retail, accommodation and food services industries as a whole is generally referred to as the consumption- and tourism-related segment.

表 7.4 按主要工作所屬行業、年齡及性別劃分的就業不足人數

Table 7.4 Underemployed persons by industry of main employment, age and sex

| 行業/年齡組別<br>Industry/Age group  | 2020<br>第4季<br>Q4    |                      |                      | 2021<br>第3季<br>Q3    |                      |                      | 2021<br>第4季<br>Q4    |                      |                      |
|--|----------------------|----------------------|----------------------|----------------------|----------------------|----------------------|----------------------|----------------------|----------------------|
|  | 男<br>Male            | 女<br>Female          | 男女合計<br>Both sexes   | 男<br>Male            | 女<br>Female          | 男女合計<br>Both sexes   | 男<br>Male            | 女<br>Female          | 男女合計<br>Both sexes   |
|  | 千人 (百分比)<br>'000 (%) | 千人 (百分比)<br>'000 (%) | 千人 (百分比)<br>'000 (%) | 千人 (百分比)<br>'000 (%) | 千人 (百分比)<br>'000 (%) | 千人 (百分比)<br>'000 (%) | 千人 (百分比)<br>'000 (%) | 千人 (百分比)<br>'000 (%) | 千人 (百分比)<br>'000 (%) |
| <b>製造</b>  |                      |                      |                      |                      |                      |                      |                      |                      |                      |
| <b>Manufacturing</b>   |                      |                      |                      |                      |                      |                      |                      |                      |                      |
| 15 - 39  | 0.6 (0.8) †          | ‡ (‡)                | 0.9 (0.7) †          | ‡ (‡)                | ‡ (‡)                | 0.7 (0.8) †          | ‡ (‡)                | ‡ (‡)                | ‡ (‡)                |
| ≥ 40   | 1.9 (2.4) †          | 1.1 (2.1) †          | 3.0 (2.3) †          | ‡ (‡)                | 0.7 (2.3) †          | 1.1 (1.4) †          | ‡ (‡)                | ‡ (‡)                | 0.8 (1.1) †          |
| 小計<br>Sub-total  | 2.5 (3.2) †          | 1.4 (2.5) †          | 3.9 (2.9)            | 0.6 (1.3) †          | 1.1 (3.6) †          | 1.8 (2.2) †          | 0.5 (1.2) †          | 0.5 (2.1) †          | 1.0 (1.6) †          |
| <b>建造</b>  |                      |                      |                      |                      |                      |                      |                      |                      |                      |
| <b>Construction</b>  |                      |                      |                      |                      |                      |                      |                      |                      |                      |
| 15 - 39  | 6.3 (8.0)            | ‡ (‡)                | 6.6 (4.9)            | 4.5 (9.4)            | ‡ (‡)                | 4.8 (6.1)            | 5.8 (14.0)           | ‡ (‡)                | 5.9 (8.9)            |
| ≥ 40   | 19.2 (24.4)          | 1.4 (2.5) †          | 20.6 (15.5)          | 14.0 (29.5)          | 0.8 (2.4) †          | 14.8 (18.7)          | 13.0 (31.1)          | 0.9 (3.6) †          | 13.9 (20.8)          |
| 小計<br>Sub-total  | 25.5 (32.5)          | 1.6 (3.0) †          | 27.2 (20.4)          | 18.5 (38.9)          | 1.1 (3.5) †          | 19.6 (24.8)          | 18.8 (45.0)          | 1.0 (4.1) †          | 19.8 (29.7)          |
| <b>進出口貿易及批發</b>  |                      |                      |                      |                      |                      |                      |                      |                      |                      |
| <b>Import/export trade and wholesale</b>                                   |                      |                      |                      |                      |                      |                      |                      |                      |                      |
| 15 - 39  | 0.9 (1.2) †          | 1.0 (1.8) †          | 1.9 (1.4) †          | 0.6 (1.2) †          | ‡ (‡)                | 1.0 (1.2) †          | 0.6 (1.4) †          | 0.7 (2.6) †          | 1.3 (1.9) †          |
| ≥ 40   | 2.3 (2.9) †          | 2.0 (3.6) †          | 4.3 (3.2)            | 1.2 (2.6) †          | 1.4 (4.3) †          | 2.6 (3.3) †          | ‡ (‡)                | 1.7 (6.9) †          | 2.2 (3.3) †          |
| 小計<br>Sub-total  | 3.2 (4.1)            | 3.0 (5.5) †          | 6.2 (4.7)            | 1.8 (3.8) †          | 1.8 (5.6) †          | 3.6 (4.5) †          | 1.1 (2.5) †          | 2.4 (9.5) †          | 3.4 (5.2) †          |
| <b>零售、住宿<sup>(1)</sup>及膳食服務<sup>(2)</sup></b>                              |                      |                      |                      |                      |                      |                      |                      |                      |                      |
| <b>Retail, accommodation<sup>(1)</sup> and food services<sup>(2)</sup></b> |                      |                      |                      |                      |                      |                      |                      |                      |                      |
| 15 - 39  | 6.9 (8.8)            | 6.8 (12.4)           | 13.7 (10.3)          | 3.2 (6.8) †          | 3.4 (10.8) †         | 6.6 (8.4)            | 2.8 (6.7) †          | 2.9 (11.5) †         | 5.7 (8.5)            |
| ≥ 40   | 6.7 (8.5)            | 12.0 (22.0)          | 18.7 (14.0)          | 2.3 (4.8) †          | 4.4 (14.0)           | 6.7 (8.5)            | 1.6 (3.9) †          | 3.1 (12.4) †         | 4.7 (7.1)            |
| 小計<br>Sub-total  | 13.6 (17.2)          | 18.8 (34.4)          | 32.3 (24.3)          | 5.5 (11.6)           | 7.8 (24.8)           | 13.3 (16.8)          | 4.5 (10.7)           | 6.0 (23.9)           | 10.4 (15.6)          |

表 7.4 按主要工作所屬行業、年齡及性別劃分的就業不足人數 (續)

Table 7.4 Underemployed persons by industry of main employment, age and sex (Cont'd.)

| 行業/年齡組別<br>Industry/Age group   | 2020<br>第4季<br>Q4    |                      |                      | 2021<br>第3季<br>Q3    |                      |                      | 2021<br>第4季<br>Q4    |                      |                      |
|---|----------------------|----------------------|----------------------|----------------------|----------------------|----------------------|----------------------|----------------------|----------------------|
|   | 男<br>Male            | 女<br>Female          | 男女合計<br>Both sexes   | 男<br>Male            | 女<br>Female          | 男女合計<br>Both sexes   | 男<br>Male            | 女<br>Female          | 男女合計<br>Both sexes   |
|   | 千人 (百分比)<br>'000 (%) | 千人 (百分比)<br>'000 (%) | 千人 (百分比)<br>'000 (%) | 千人 (百分比)<br>'000 (%) | 千人 (百分比)<br>'000 (%) | 千人 (百分比)<br>'000 (%) | 千人 (百分比)<br>'000 (%) | 千人 (百分比)<br>'000 (%) | 千人 (百分比)<br>'000 (%) |
| 運輸、倉庫、郵政及速遞服務、<br>資訊及通訊<br>Transportation, storage, postal and<br>courier services, information<br>and communications |                      |                      |                      |                      |                      |                      |                      |                      |                      |
| 15 - 39   | 5.4 (6.9)            | 3.5 (6.4) †          | 8.9 (6.7)            | 4.1 (8.6)            | 2.1 (6.6) †          | 6.2 (7.8)            | 3.1 (7.4) †          | 2.1 (8.4) †          | 5.2 (7.7)            |
| ≥ 40  | 12.3 (15.7)          | 2.7 (5.0) †          | 15.1 (11.3)          | 5.1 (10.8)           | 1.7 (5.5) †          | 6.8 (8.7)            | 4.2 (10.2)           | 1.3 (5.4) †          | 5.6 (8.4)            |
| 小計<br>Sub-total   | 17.8 (22.6)          | 6.2 (11.4)           | 24.0 (18.0)          | 9.2 (19.4)           | 3.8 (12.1) †         | 13.0 (16.5)          | 7.3 (17.5)           | 3.4 (13.7) †         | 10.8 (16.1)          |
| 金融、保險、地產、專業及商用服務<br>Financing, insurance, real estate,<br>professional and business services                          |                      |                      |                      |                      |                      |                      |                      |                      |                      |
| 15 - 39   | 2.4 (3.1) †          | 2.5 (4.6) †          | 4.9 (3.7)            | 2.0 (4.2) †          | 1.5 (4.9) †          | 3.6 (4.5)            | 1.8 (4.2) †          | 1.0 (3.8) †          | 2.7 (4.1) †          |
| ≥ 40  | 3.6 (4.6)            | 5.9 (10.8)           | 9.5 (7.1)            | 3.6 (7.5)            | 4.9 (15.4)           | 8.4 (10.7)           | 3.1 (7.5)            | 3.7 (14.7)           | 6.8 (10.2)           |
| 小計<br>Sub-total   | 6.0 (7.6)            | 8.4 (15.4)           | 14.4 (10.8)          | 5.6 (11.7)           | 6.4 (20.3)           | 12.0 (15.2)          | 4.9 (11.7)           | 4.6 (18.5)           | 9.5 (14.3)           |
| 公共行政、社會及個人服務<br>Public administration, social and<br>personal services  |                      |                      |                      |                      |                      |                      |                      |                      |                      |
| 15 - 39   | 4.2 (5.3)            | 7.3 (13.3)           | 11.5 (8.6)           | 3.1 (6.6) †          | 4.3 (13.6)           | 7.4 (9.4)            | 2.4 (5.7) †          | 2.1 (8.5) †          | 4.5 (6.7)            |
| ≥ 40  | 5.7 (7.3)            | 7.8 (14.2)           | 13.5 (10.1)          | 3.1 (6.5) †          | 5.2 (16.4)           | 8.2 (10.4)           | 2.1 (5.0) †          | 4.9 (19.7)           | 7.0 (10.5)           |
| 小計<br>Sub-total   | 9.9 (12.6)           | 15.0 (27.5)          | 24.9 (18.7)          | 6.2 (13.0)           | 9.4 (30.0)           | 15.6 (19.8)          | 4.5 (10.7)           | 7.0 (28.1)           | 11.5 (17.2)          |
| 其他行業<br>Other industries  | ‡ (‡)                | ‡ (‡)                | ‡ (‡)                | ‡ (‡)                | ‡ (‡)                | ‡ (‡)                | ‡ (‡)                | ‡ (‡)                | ‡ (‡)                |
| 合計<br>Overall   | 78.7 (100.0)         | 54.6 (100.0)         | 133.3 (100.0)        | 47.5 (100.0)         | 31.5 (100.0)         | 79.0 (100.0)         | 41.7 (100.0)         | 25.1 (100.0)         | 66.8 (100.0)         |

註釋：(1) 住宿服務包括酒店、賓館、旅舍及其他提供短期住宿服務的機構單位。

(2) 零售、住宿及膳食服務業合計通常被稱為「與消費及旅遊相關行業」。

Notes: (1) Accommodation services cover hotels, guesthouses, boarding houses and other establishments providing short term accommodation.

(2) The retail, accommodation and food services industries as a whole is generally referred to as the consumption- and tourism-related segment.

表 7.5 按主要工作所屬職業、年齡及性別劃分的就業不足人數  
Table 7.5 Underemployed persons by occupation of main employment, age and sex

| 職業/年齡組別<br>Occupation/<br>Age group  | 2020<br>第4季<br>Q4   |                     |                     | 2021<br>第3季<br>Q3   |                     |                     | 2021<br>第4季<br>Q4   |                     |                     |
|--|---------------------|---------------------|---------------------|---------------------|---------------------|---------------------|---------------------|---------------------|---------------------|
|  | 男<br>Male           | 女<br>Female         | 男女合計<br>Both sexes  | 男<br>Male           | 女<br>Female         | 男女合計<br>Both sexes  | 男<br>Male           | 女<br>Female         | 男女合計<br>Both sexes  |
|  | 千人(百分比)<br>'000 (%) | 千人(百分比)<br>'000 (%) | 千人(百分比)<br>'000 (%) | 千人(百分比)<br>'000 (%) | 千人(百分比)<br>'000 (%) | 千人(百分比)<br>'000 (%) | 千人(百分比)<br>'000 (%) | 千人(百分比)<br>'000 (%) | 千人(百分比)<br>'000 (%) |
| 經理及行政級人員、專業人員和輔助專業人員<br>Managers and administrators, professionals and associate professionals |                     |                     |                     |                     |                     |                     |                     |                     |                     |
| 15 - 39  | 6.5 (8.2)           | 5.7 (10.4)          | 12.2 (9.1)          | 5.1 (10.8)          | 3.2 (10.0) †        | 8.3 (10.5)          | 2.6 (6.4) †         | 2.6 (10.5) †        | 5.3 (7.9)           |
| ≥ 40   | 8.3 (10.6)          | 6.2 (11.3)          | 14.5 (10.9)         | 6.4 (13.4)          | 6.2 (19.8)          | 12.6 (16.0)         | 4.0 (9.6) †         | 4.1 (16.3)          | 8.1 (12.1)          |
| 小計<br>Sub-total  | 14.8 (18.8)         | 11.9 (21.8)         | 26.7 (20.0)         | 11.5 (24.2)         | 9.4 (29.9)          | 20.9 (26.4)         | 6.7 (16.0)          | 6.7 (26.8)          | 13.4 (20.0)         |
| 文書支援人員<br>Clerical support workers   |                     |                     |                     |                     |                     |                     |                     |                     |                     |
| 15 - 39  | ‡ (‡)               | 3.8 (6.9) †         | 4.2 (3.2) †         | ‡ (‡)               | 2.1 (6.8) †         | 2.6 (3.3) †         | 1.4 (3.3) †         | 1.3 (5.3) †         | 2.7 (4.0) †         |
| ≥ 40   | 1.5 (1.9) †         | 2.9 (5.3) †         | 4.4 (3.3)           | ‡ (‡)               | 2.0 (6.4) †         | 2.5 (3.2) †         | ‡ (‡)               | 3.5 (13.8)          | 3.7 (5.6)           |
| 小計<br>Sub-total  | 2.0 (2.5) †         | 6.7 (12.3)          | 8.7 (6.5)           | 1.0 (2.0) †         | 4.1 (13.2)          | 5.1 (6.5)           | 1.6 (3.9) †         | 4.8 (19.1)          | 6.4 (9.6)           |
| 服務工作及銷售人員<br>Service and sales workers   |                     |                     |                     |                     |                     |                     |                     |                     |                     |
| 15 - 39  | 7.0 (9.0)           | 10.8 (19.9)         | 17.9 (13.4)         | 4.1 (8.5) †         | 6.7 (21.3)          | 10.8 (13.6)         | 3.1 (7.4)           | 4.7 (18.8)          | 7.8 (11.7)          |
| ≥ 40   | 7.0 (8.9)           | 12.0 (21.9)         | 18.9 (14.2)         | 2.4 (5.1) †         | 6.2 (19.6)          | 8.6 (10.9)          | 1.8 (4.4) †         | 4.8 (19.0)          | 6.6 (9.9)           |
| 小計<br>Sub-total  | 14.0 (17.8)         | 22.8 (41.7)         | 36.8 (27.6)         | 6.5 (13.6)          | 12.9 (40.9)         | 19.3 (24.5)         | 4.9 (11.9)          | 9.5 (37.8)          | 14.4 (21.6)         |

表 7.5 按主要工作所屬職業、年齡及性別劃分的就業不足人數 (續)  
Table 7.5 Underemployed persons by occupation of main employment, age and sex (Cont'd.)

| 職業/年齡組別<br>Occupation/<br>Age group        | 2020<br>第4季<br>Q4   |                     |                     | 2021<br>第3季<br>Q3   |                     |                     | 2021<br>第4季<br>Q4   |                     |                     |
|--|---------------------|---------------------|---------------------|---------------------|---------------------|---------------------|---------------------|---------------------|---------------------|
|  | 男<br>Male           | 女<br>Female         | 男女合計<br>Both sexes  | 男<br>Male           | 女<br>Female         | 男女合計<br>Both sexes  | 男<br>Male           | 女<br>Female         | 男女合計<br>Both sexes  |
|  | 千人(百分比)<br>'000 (%) | 千人(百分比)<br>'000 (%) | 千人(百分比)<br>'000 (%) | 千人(百分比)<br>'000 (%) | 千人(百分比)<br>'000 (%) | 千人(百分比)<br>'000 (%) | 千人(百分比)<br>'000 (%) | 千人(百分比)<br>'000 (%) | 千人(百分比)<br>'000 (%) |
| 工藝及有關人員                                    |                     |                     |                     |                     |                     |                     |                     |                     |                     |
| Craft and related workers                  |                     |                     |                     |                     |                     |                     |                     |                     |                     |
| 15 - 39                                    | 4.9 (6.3)           | ‡ (‡)               | 5.2 (3.9)           | 3.5 (7.3)           | ‡ (‡)               | 3.7 (4.6)           | 3.7 (8.9) †         | ‡ (‡)               | 3.8 (5.8) †         |
| ≥ 40                                       | 14.6 (18.6)         | 0.7 (1.2) †         | 15.3 (11.5)         | 10.4 (22.0)         | ‡ (‡)               | 10.6 (13.4)         | 9.0 (21.6)          | ‡ (‡)               | 9.0 (13.5)          |
| 小計   | 19.5 (24.8)         | 0.9 (1.7) †         | 20.5 (15.4)         | 13.9 (29.3)         | ‡ (‡)               | 14.3 (18.1)         | 12.7 (30.4)         | ‡ (‡)               | 12.8 (19.2)         |
| Sub-total                                  |                     |                     |                     |                     |                     |                     |                     |                     |                     |
| 機台及機器操作員及裝配員                               |                     |                     |                     |                     |                     |                     |                     |                     |                     |
| Plant and machine operators and assemblers |                     |                     |                     |                     |                     |                     |                     |                     |                     |
| 15 - 39                                    | 2.5 (3.1) †         | ‡ (‡)               | 2.5 (1.9) †         | 1.0 (2.1) †         | ‡ (‡)               | 1.0 (1.3) †         | ‡ (‡)               | ‡ (‡)               | ‡ (‡)               |
| ≥ 40                                       | 7.4 (9.4)           | ‡ (‡)               | 7.8 (5.8)           | 3.1 (6.6) †         | ‡ (‡)               | 3.1 (4.0) †         | 3.4 (8.1) †         | ‡ (‡)               | 3.4 (5.1) †         |
| 小計   | 9.9 (12.5)          | ‡ (‡)               | 10.2 (7.7)          | 4.1 (8.7)           | ‡ (‡)               | 4.1 (5.2)           | 3.7 (9.0) †         | ‡ (‡)               | 3.7 (5.6) †         |
| Sub-total                                  |                     |                     |                     |                     |                     |                     |                     |                     |                     |
| 非技術工人                                      |                     |                     |                     |                     |                     |                     |                     |                     |                     |
| Elementary occupations                     |                     |                     |                     |                     |                     |                     |                     |                     |                     |
| 15 - 39                                    | 5.6 (7.1)           | 1.0 (1.8) †         | 6.6 (4.9)           | 3.6 (7.6)           | ‡ (‡)               | 3.9 (5.0)           | 5.4 (12.9)          | ‡ (‡)               | 5.5 (8.3)           |
| ≥ 40                                       | 12.8 (16.3)         | 10.9 (19.9)         | 23.7 (17.8)         | 6.8 (14.4)          | 4.4 (13.9)          | 11.2 (14.2)         | 6.7 (16.0)          | 3.8 (15.1) †        | 10.4 (15.6)         |
| 小計   | 18.4 (23.4)         | 11.8 (21.7)         | 30.3 (22.7)         | 10.5 (22.0)         | 4.7 (14.8)          | 15.1 (19.1)         | 12.0 (28.9)         | 3.9 (15.7)          | 16.0 (23.9)         |
| Sub-total                                  |                     |                     |                     |                     |                     |                     |                     |                     |                     |
| 其他職業                                       |                     |                     |                     |                     |                     |                     |                     |                     |                     |
| Other occupations                          |                     |                     |                     |                     |                     |                     |                     |                     |                     |
|  | ‡ (‡)               | ‡ (‡)               | ‡ (‡)               | ‡ (‡)               | ‡ (‡)               | ‡ (‡)               | ‡ (‡)               | ‡ (‡)               | ‡ (‡)               |
| 合計<br>Overall                              | 78.7 (100.0)        | 54.6 (100.0)        | 133.3 (100.0)       | 47.5 (100.0)        | 31.5 (100.0)        | 79.0 (100.0)        | 41.7 (100.0)        | 25.1 (100.0)        | 66.8 (100.0)        |

表 7.6 按所有工作時數<sup>(1)</sup>及性別劃分的就業不足人數  
Table 7.6 Underemployed persons by hours of work of all employment<sup>(1)</sup> and sex

|                           | 2020<br>第4季<br>Q4   |                     |                     | 2021<br>第3季<br>Q3   |                     |                     | 2021<br>第4季<br>Q4   |                     |                     |
|---------------------------|---------------------|---------------------|---------------------|---------------------|---------------------|---------------------|---------------------|---------------------|---------------------|
|                           | 男<br>Male           | 女<br>Female         | 男女合計<br>Both sexes  | 男<br>Male           | 女<br>Female         | 男女合計<br>Both sexes  | 男<br>Male           | 女<br>Female         | 男女合計<br>Both sexes  |
| 工作時數<br>Hours of work     | 千人(百分比)<br>'000 (%) | 千人(百分比)<br>'000 (%) | 千人(百分比)<br>'000 (%) | 千人(百分比)<br>'000 (%) | 千人(百分比)<br>'000 (%) | 千人(百分比)<br>'000 (%) | 千人(百分比)<br>'000 (%) | 千人(百分比)<br>'000 (%) | 千人(百分比)<br>'000 (%) |
| < 20                      | 38.1 (48.5)         | 30.0 (55.0)         | 68.2 (51.1)         | 24.2 (50.8)         | 16.4 (52.2)         | 40.6 (51.4)         | 18.9 (45.3)         | 12.9 (51.5)         | 31.8 (47.6)         |
| 20 - 24                   | 19.6 (24.9)         | 11.2 (20.5)         | 30.8 (23.1)         | 11.4 (24.0)         | 8.1 (25.6)          | 19.5 (24.7)         | 11.3 (27.1)         | 6.7 (26.6)          | 17.9 (26.9)         |
| 25 - 29                   | 5.9 (7.4)           | 4.4 (8.0)           | 10.2 (7.7)          | 4.3 (9.1)           | 2.7 (8.6) †         | 7.1 (8.9)           | 4.4 (10.5)          | 1.7 (6.8) †         | 6.1 (9.1)           |
| 30 - 34                   | 15.1 (19.2)         | 9.0 (16.5)          | 24.1 (18.1)         | 7.6 (16.0)          | 4.3 (13.6)          | 11.9 (15.0)         | 7.2 (17.1)          | 3.8 (15.1)          | 10.9 (16.4)         |
| 總計<br>Total               | 78.7 (100.0)        | 54.6 (100.0)        | 133.3 (100.0)       | 47.5 (100.0)        | 31.5 (100.0)        | 79.0 (100.0)        | 41.7 (100.0)        | 25.1 (100.0)        | 66.8 (100.0)        |
| 中位數(時數)<br>Median (hours) | 20                  | 16                  | 18                  | 18                  | 18                  | 18                  | 21                  | 18                  | 20                  |

註釋：(1) 指統計前 7 天內所有工作的工作時數中位數。

Note: (1) Referring to median hours of work of all employment during the 7 days before enumeration.

表 7.7 按每月就業收入及性別劃分的就業不足人數  
Table 7.7 Underemployed persons by monthly employment earnings and sex

| 每月就業收入(港元)<br>Monthly employment<br>earnings (HK\$) | 2020<br>第4季<br>Q4   |                     |                     | 2021<br>第3季<br>Q3   |                     |                     | 2021<br>第4季<br>Q4   |                     |                     |
|---|---------------------|---------------------|---------------------|---------------------|---------------------|---------------------|---------------------|---------------------|---------------------|
|   | 男<br>Male           | 女<br>Female         | 男女合計<br>Both sexes  | 男<br>Male           | 女<br>Female         | 男女合計<br>Both sexes  | 男<br>Male           | 女<br>Female         | 男女合計<br>Both sexes  |
|   | 千人(百分比)<br>'000 (%) | 千人(百分比)<br>'000 (%) | 千人(百分比)<br>'000 (%) | 千人(百分比)<br>'000 (%) | 千人(百分比)<br>'000 (%) | 千人(百分比)<br>'000 (%) | 千人(百分比)<br>'000 (%) | 千人(百分比)<br>'000 (%) | 千人(百分比)<br>'000 (%) |
| < 2,000   | 6.9 (8.8)           | 4.2 (7.7)           | 11.1 (8.4)          | 3.7 (7.8)           | 2.9 (9.1) †         | 6.6 (8.3)           | 3.3 (7.9)           | 1.9 (7.5) †         | 5.2 (7.8)           |
| 2,000 - 2,999                                       | 1.7 (2.2) †         | 2.5 (4.6) †         | 4.2 (3.2)           | 1.6 (3.3) †         | 2.0 (6.5) †         | 3.6 (4.6)           | 1.9 (4.4) †         | 2.0 (7.9) †         | 3.8 (5.7)           |
| 3,000 - 3,999                                       | 3.8 (4.8)           | 4.3 (7.8)           | 8.0 (6.0)           | 3.3 (6.9) †         | 3.2 (10.0) †        | 6.4 (8.1)           | 2.0 (4.9) †         | 1.4 (5.5) †         | 3.4 (5.1)           |
| 4,000 - 4,999                                       | 4.7 (6.0)           | 5.8 (10.6)          | 10.5 (7.9)          | 2.7 (5.6) †         | 2.1 (6.5) †         | 4.7 (6.0)           | 1.4 (3.3) †         | 1.7 (6.6) †         | 3.0 (4.5)           |
| 5,000 - 5,999                                       | 5.5 (7.0)           | 5.2 (9.4)           | 10.6 (8.0)          | 3.5 (7.4) †         | 3.0 (9.7) †         | 6.5 (8.3)           | 2.8 (6.7) †         | 2.9 (11.7) †        | 5.7 (8.6)           |
| 6,000 - 6,999                                       | 5.6 (7.1)           | 5.7 (10.4)          | 11.3 (8.5)          | 3.3 (7.0) †         | 2.9 (9.1) †         | 6.2 (7.8)           | 3.6 (8.6)           | 2.7 (10.8) †        | 6.3 (9.4)           |
| 7,000 - 7,999                                       | 6.3 (8.0)           | 5.5 (10.1)          | 11.8 (8.8)          | 3.4 (7.2) †         | 2.6 (8.3) †         | 6.0 (7.6)           | 3.2 (7.6)           | 1.8 (7.2) †         | 5.0 (7.4)           |
| ≥ 8,000   | 44.2 (56.1)         | 21.6 (39.5)         | 65.7 (49.3)         | 26.1 (54.9)         | 12.8 (40.8)         | 38.9 (49.2)         | 23.6 (56.7)         | 10.7 (42.7)         | 34.3 (51.4)         |
| 總計<br>Total   | 78.7 (100.0)        | 54.6 (100.0)        | 133.3 (100.0)       | 47.5 (100.0)        | 31.5 (100.0)        | 79.0 (100.0)        | 41.7 (100.0)        | 25.1 (100.0)        | 66.8 (100.0)        |
| 中位數(港元)<br>Median (HK\$)                            | 8,400               | 6,800               | 7,700               | 8,000               | 6,800               | 7,700               | 9,000               | 6,900               | 8,000               |

**表 8.1 按年齡及性別劃分的15歲及以上非從事經濟活動人數**  
**Table 8.1 Economically inactive persons aged 15 and over by age and sex**

| 年齡組別<br>Age group | 2020<br>第4季<br>Q4   |                     |                     | 2021<br>第3季<br>Q3   |                     |                     | 2021<br>第4季<br>Q4   |                     |                     |
|-------------------|---------------------|---------------------|---------------------|---------------------|---------------------|---------------------|---------------------|---------------------|---------------------|
|                   | 男<br>Male           | 女<br>Female         | 男女合計<br>Both sexes  | 男<br>Male           | 女<br>Female         | 男女合計<br>Both sexes  | 男<br>Male           | 女<br>Female         | 男女合計<br>Both sexes  |
|                   | 千人(百分比)<br>'000 (%) | 千人(百分比)<br>'000 (%) | 千人(百分比)<br>'000 (%) | 千人(百分比)<br>'000 (%) | 千人(百分比)<br>'000 (%) | 千人(百分比)<br>'000 (%) | 千人(百分比)<br>'000 (%) | 千人(百分比)<br>'000 (%) | 千人(百分比)<br>'000 (%) |
| 15 - 19           | 127.0 (13.0)        | 122.4 (7.4)         | 249.3 (9.5)         | 120.8 (12.1)        | 113.7 (7.0)         | 234.6 (8.9)         | 125.9 (12.4)        | 118.4 (7.1)         | 244.3 (9.1)         |
| 20 - 24           | 75.9 (7.8)          | 75.6 (4.6)          | 151.4 (5.8)         | 72.3 (7.2)          | 67.7 (4.1)          | 140.0 (5.3)         | 76.8 (7.6)          | 81.6 (4.9)          | 158.4 (5.9)         |
| 25 - 29           | 17.9 (1.8)          | 35.4 (2.1)          | 53.3 (2.0)          | 19.2 (1.9)          | 27.0 (1.7)          | 46.2 (1.8)          | 16.4 (1.6)          | 31.5 (1.9)          | 47.9 (1.8)          |
| 30 - 34           | 10.9 (1.1)          | 59.1 (3.6)          | 70.0 (2.7)          | 10.2 (1.0)          | 56.9 (3.5)          | 67.1 (2.5)          | 12.7 (1.2)          | 56.6 (3.4)          | 69.3 (2.6)          |
| 35 - 39           | 10.8 (1.1)          | 82.3 (5.0)          | 93.1 (3.5)          | 11.4 (1.1)          | 84.8 (5.2)          | 96.2 (3.7)          | 11.4 (1.1)          | 84.3 (5.1)          | 95.7 (3.6)          |
| 40 - 44           | 10.3 (1.1)          | 93.2 (5.6)          | 103.6 (3.9)         | 11.7 (1.2)          | 89.0 (5.4)          | 100.7 (3.8)         | 11.2 (1.1)          | 84.4 (5.1)          | 95.5 (3.6)          |
| 45 - 49           | 14.9 (1.5)          | 95.4 (5.8)          | 110.3 (4.2)         | 16.7 (1.7)          | 89.5 (5.5)          | 106.2 (4.0)         | 16.7 (1.6)          | 90.2 (5.4)          | 107.0 (4.0)         |
| 50 - 54           | 27.4 (2.8)          | 94.7 (5.7)          | 122.1 (4.6)         | 23.7 (2.4)          | 100.9 (6.2)         | 124.6 (4.7)         | 21.1 (2.1)          | 96.1 (5.8)          | 117.2 (4.4)         |
| 55 - 59           | 51.2 (5.2)          | 143.0 (8.7)         | 194.2 (7.4)         | 52.3 (5.2)          | 136.6 (8.3)         | 188.9 (7.2)         | 55.3 (5.4)          | 137.7 (8.3)         | 192.9 (7.2)         |
| ≥ 60              | 630.6 (64.6)        | 851.4 (51.5)        | 1 482.0 (56.4)      | 659.5 (66.1)        | 870.0 (53.2)        | 1 529.4 (58.1)      | 667.7 (65.8)        | 883.1 (53.1)        | 1 550.8 (57.9)      |
| 合計<br>Overall     | 976.9 (100.0)       | 1 652.4 (100.0)     | 2 629.3 (100.0)     | 997.8 (100.0)       | 1 636.1 (100.0)     | 2 633.8 (100.0)     | 1 015.1 (100.0)     | 1 663.8 (100.0)     | 2 678.9 (100.0)     |



**表 8.2 按婚姻狀況、年齡及性別劃分的15歲及以上非從事經濟活動人數**  
**Table 8.2 Economically inactive persons aged 15 and over by marital status, age and sex**

| 婚姻狀況/年齡組別<br>Marital status/Age group | 2020<br>第4季<br>Q4   |                     |                     | 2021<br>第3季<br>Q3   |                     |                     | 2021<br>第4季<br>Q4   |                     |                     |
|---------------------------------------|---------------------|---------------------|---------------------|---------------------|---------------------|---------------------|---------------------|---------------------|---------------------|
|                                       | 男<br>Male           | 女<br>Female         | 男女合計<br>Both sexes  | 男<br>Male           | 女<br>Female         | 男女合計<br>Both sexes  | 男<br>Male           | 女<br>Female         | 男女合計<br>Both sexes  |
|                                       | 千人(百分比)<br>'000 (%) | 千人(百分比)<br>'000 (%) | 千人(百分比)<br>'000 (%) | 千人(百分比)<br>'000 (%) | 千人(百分比)<br>'000 (%) | 千人(百分比)<br>'000 (%) | 千人(百分比)<br>'000 (%) | 千人(百分比)<br>'000 (%) | 千人(百分比)<br>'000 (%) |
| 從未結婚<br>Never married                 |                     |                     |                     |                     |                     |                     |                     |                     |                     |
| 15 - 24                               | 202.6 (20.7)        | 195.4 (11.8)        | 398.0 (15.1)        | 193.1 (19.4)        | 179.6 (11.0)        | 372.6 (14.1)        | 202.7 (20.0)        | 197.6 (11.9)        | 400.3 (14.9)        |
| 25 - 39                               | 28.2 (2.9)          | 29.8 (1.8)          | 58.0 (2.2)          | 29.4 (2.9)          | 28.5 (1.7)          | 57.9 (2.2)          | 28.9 (2.8)          | 34.1 (2.0)          | 63.0 (2.4)          |
| ≥ 40                                  | 56.5 (5.8)          | 70.8 (4.3)          | 127.3 (4.8)         | 65.7 (6.6)          | 78.3 (4.8)          | 143.9 (5.5)         | 63.3 (6.2)          | 79.7 (4.8)          | 143.0 (5.3)         |
| 小計<br>Sub-total                       | 287.3 (29.4)        | 296.0 (17.9)        | 583.3 (22.2)        | 288.1 (28.9)        | 286.3 (17.5)        | 574.5 (21.8)        | 294.8 (29.0)        | 311.4 (18.7)        | 606.2 (22.6)        |
| 曾經結婚 **<br>Ever married **            |                     |                     |                     |                     |                     |                     |                     |                     |                     |
| 15 - 24                               | ‡ (§)               | 2.5 (0.2) †         | 2.7 (0.1) †         | ‡ (§)               | 1.9 (0.1) †         | 1.9 (0.1) †         | ‡ (§)               | 2.4 (0.1) †         | 2.4 (0.1) †         |
| 25 - 39                               | 11.4 (1.2)          | 147.0 (8.9)         | 158.4 (6.0)         | 11.4 (1.1)          | 140.2 (8.6)         | 151.6 (5.8)         | 11.6 (1.1)          | 138.3 (8.3)         | 149.9 (5.6)         |
| ≥ 40                                  | 678.0 (69.4)        | 1 206.9 (73.0)      | 1 884.8 (71.7)      | 698.2 (70.0)        | 1 207.7 (73.8)      | 1 905.9 (72.4)      | 708.7 (69.8)        | 1 211.7 (72.8)      | 1 920.4 (71.7)      |
| 小計<br>Sub-total                       | 689.6 (70.6)        | 1 356.4 (82.1)      | 2 046.0 (77.8)      | 709.6 (71.1)        | 1 349.7 (82.5)      | 2 059.4 (78.2)      | 720.3 (71.0)        | 1 352.4 (81.3)      | 2 072.7 (77.4)      |
| 合計<br>Overall                         | 976.9 (100.0)       | 1 652.4 (100.0)     | 2 629.3 (100.0)     | 997.8 (100.0)       | 1 636.1 (100.0)     | 2 633.8 (100.0)     | 1 015.1 (100.0)     | 1 663.8 (100.0)     | 2 678.9 (100.0)     |

註釋： \*\* 包括已婚、喪偶及離婚/分居人士。

Note : \*\* Including those married, widowed and divorced/separated.

**表 8.3 按教育程度、年齡及性別劃分的15歲及以上非從事經濟活動人數**  
**Table 8.3 Economically inactive persons aged 15 and over by educational attainment, age and sex**

| 教育程度/年齡組別<br>Educational attainment/<br>Age group   | 2020<br>第4季<br>Q4   |                     |                     | 2021<br>第3季<br>Q3   |                     |                     | 2021<br>第4季<br>Q4   |                     |                     |
|---|---------------------|---------------------|---------------------|---------------------|---------------------|---------------------|---------------------|---------------------|---------------------|
|   | 男<br>Male           | 女<br>Female         | 男女合計<br>Both sexes  | 男<br>Male           | 女<br>Female         | 男女合計<br>Both sexes  | 男<br>Male           | 女<br>Female         | 男女合計<br>Both sexes  |
|   | 千人(百分比)<br>'000 (%) | 千人(百分比)<br>'000 (%) | 千人(百分比)<br>'000 (%) | 千人(百分比)<br>'000 (%) | 千人(百分比)<br>'000 (%) | 千人(百分比)<br>'000 (%) | 千人(百分比)<br>'000 (%) | 千人(百分比)<br>'000 (%) | 千人(百分比)<br>'000 (%) |
| 小學及以下<br>Primary and below                          |                     |                     |                     |                     |                     |                     |                     |                     |                     |
| 15 - 24   | ‡ (‡)               | 0.7 (0.0) †         | 0.9 (0.0) †         | ‡ (‡)               | ‡ (‡)               | ‡ (‡)               | ‡ (‡)               | ‡ (‡)               | ‡ (‡)               |
| 25 - 39   | 1.2 (0.1) †         | 7.5 (0.5)           | 8.7 (0.3)           | 1.2 (0.1) †         | 5.5 (0.3)           | 6.7 (0.3)           | 1.4 (0.1) †         | 5.7 (0.3)           | 7.0 (0.3)           |
| ≥ 40  | 284.3 (29.1)        | 554.9 (33.6)        | 839.2 (31.9)        | 292.1 (29.3)        | 560.9 (34.3)        | 853.0 (32.4)        | 292.6 (28.8)        | 562.2 (33.8)        | 854.8 (31.9)        |
| 小計<br>Sub-total                                     | 285.8 (29.3)        | 563.1 (34.1)        | 848.9 (32.3)        | 293.2 (29.4)        | 566.7 (34.6)        | 860.0 (32.7)        | 294.0 (29.0)        | 567.9 (34.1)        | 861.8 (32.2)        |
| 初中 <sup>(1)</sup><br>Lower secondary <sup>(1)</sup> |                     |                     |                     |                     |                     |                     |                     |                     |                     |
| 15 - 24   | 10.6 (1.1)          | 10.0 (0.6)          | 20.6 (0.8)          | 20.3 (2.0)          | 15.2 (0.9)          | 35.6 (1.3)          | 12.8 (1.3)          | 8.0 (0.5)           | 20.8 (0.8)          |
| 25 - 39   | 5.3 (0.5)           | 32.0 (1.9)          | 37.3 (1.4)          | 5.8 (0.6)           | 30.1 (1.8)          | 35.9 (1.4)          | 4.7 (0.5) †         | 30.6 (1.8)          | 35.3 (1.3)          |
| ≥ 40  | 138.0 (14.1)        | 221.3 (13.4)        | 359.3 (13.7)        | 157.6 (15.8)        | 225.0 (13.8)        | 382.6 (14.5)        | 155.2 (15.3)        | 223.8 (13.5)        | 379.1 (14.2)        |
| 小計<br>Sub-total                                     | 153.9 (15.8)        | 263.3 (15.9)        | 417.2 (15.9)        | 183.7 (18.4)        | 270.4 (16.5)        | 454.1 (17.2)        | 172.8 (17.0)        | 262.4 (15.8)        | 435.3 (16.2)        |
| 高中 <sup>(2)</sup><br>Upper secondary <sup>(2)</sup> |                     |                     |                     |                     |                     |                     |                     |                     |                     |
| 15 - 24   | 84.9 (8.7)          | 81.5 (4.9)          | 166.3 (6.3)         | 80.0 (8.0)          | 77.9 (4.8)          | 157.9 (6.0)         | 83.7 (8.2)          | 77.9 (4.7)          | 161.6 (6.0)         |
| 25 - 39   | 12.0 (1.2)          | 70.6 (4.3)          | 82.5 (3.1)          | 14.3 (1.4)          | 70.9 (4.3)          | 85.2 (3.2)          | 14.4 (1.4)          | 70.4 (4.2)          | 84.7 (3.2)          |
| ≥ 40  | 194.4 (19.9)        | 350.9 (21.2)        | 545.4 (20.7)        | 200.2 (20.1)        | 345.0 (21.1)        | 545.2 (20.7)        | 203.4 (20.0)        | 343.0 (20.6)        | 546.4 (20.4)        |
| 小計<br>Sub-total                                     | 291.3 (29.8)        | 503.0 (30.4)        | 794.3 (30.2)        | 294.4 (29.5)        | 493.8 (30.2)        | 788.2 (29.9)        | 301.5 (29.7)        | 491.3 (29.5)        | 792.8 (29.6)        |

表 8.3 按教育程度、年齡及性別劃分的15歲及以上非從事經濟活動人數(續)  
Table 8.3 Economically inactive persons aged 15 and over by educational attainment, age and sex (Cont'd.)

| 教育程度/年齡組別<br>Educational attainment/<br>Age group | 2020<br>第4季<br>Q4   |                     |                     | 2021<br>第3季<br>Q3   |                     |                     | 2021<br>第4季<br>Q4   |                     |                     |
|---|---------------------|---------------------|---------------------|---------------------|---------------------|---------------------|---------------------|---------------------|---------------------|
|   | 男<br>Male           | 女<br>Female         | 男女合計<br>Both sexes  | 男<br>Male           | 女<br>Female         | 男女合計<br>Both sexes  | 男<br>Male           | 女<br>Female         | 男女合計<br>Both sexes  |
|   | 千人(百分比)<br>'000 (%) | 千人(百分比)<br>'000 (%) | 千人(百分比)<br>'000 (%) | 千人(百分比)<br>'000 (%) | 千人(百分比)<br>'000 (%) | 千人(百分比)<br>'000 (%) | 千人(百分比)<br>'000 (%) | 千人(百分比)<br>'000 (%) | 千人(百分比)<br>'000 (%) |
| 專上教育 - 文憑/證書                                      |                     |                     |                     |                     |                     |                     |                     |                     |                     |
| Post-secondary - diploma/certificate              |                     |                     |                     |                     |                     |                     |                     |                     |                     |
| 15 - 24   | 9.9 (1.0)           | 5.8 (0.4)           | 15.7 (0.6)          | 7.6 (0.8)           | 5.0 (0.3)           | 12.6 (0.5)          | 6.6 (0.6)           | 5.4 (0.3)           | 11.9 (0.4)          |
| 25 - 39   | 1.8 (0.2) †         | 6.9 (0.4)           | 8.7 (0.3)           | 1.9 (0.2) †         | 5.3 (0.3)           | 7.2 (0.3)           | 2.0 (0.2) †         | 5.6 (0.3)           | 7.5 (0.3)           |
| ≥ 40  | 16.3 (1.7)          | 30.7 (1.9)          | 47.0 (1.8)          | 15.5 (1.6)          | 30.1 (1.8)          | 45.6 (1.7)          | 16.0 (1.6)          | 31.1 (1.9)          | 47.2 (1.8)          |
| 小計<br>Sub-total                                   | 27.9 (2.9)          | 43.4 (2.6)          | 71.4 (2.7)          | 25.1 (2.5)          | 40.4 (2.5)          | 65.5 (2.5)          | 24.6 (2.4)          | 42.0 (2.5)          | 66.6 (2.5)          |
| 專上教育 - 副學位  |                     |                     |                     |                     |                     |                     |                     |                     |                     |
| Post-secondary - sub-degree                       |                     |                     |                     |                     |                     |                     |                     |                     |                     |
| 15 - 24   | 26.8 (2.7)          | 20.7 (1.3)          | 47.5 (1.8)          | 20.6 (2.1)          | 14.7 (0.9)          | 35.3 (1.3)          | 23.7 (2.3)          | 19.2 (1.2)          | 42.8 (1.6)          |
| 25 - 39   | 3.5 (0.4) †         | 12.4 (0.8)          | 15.9 (0.6)          | 3.5 (0.3) †         | 13.8 (0.8)          | 17.2 (0.7)          | 3.3 (0.3) †         | 15.2 (0.9)          | 18.4 (0.7)          |
| ≥ 40  | 22.2 (2.3)          | 27.2 (1.6)          | 49.4 (1.9)          | 18.5 (1.9)          | 25.9 (1.6)          | 44.4 (1.7)          | 20.2 (2.0)          | 25.1 (1.5)          | 45.2 (1.7)          |
| 小計<br>Sub-total                                   | 52.5 (5.4)          | 60.3 (3.6)          | 112.8 (4.3)         | 42.5 (4.3)          | 54.5 (3.3)          | 97.0 (3.7)          | 47.1 (4.6)          | 59.4 (3.6)          | 106.5 (4.0)         |

**表 8.3 按教育程度、年齡及性別劃分的15歲及以上非從事經濟活動人數(續)**  
**Table 8.3 Economically inactive persons aged 15 and over by educational attainment, age and sex (Cont'd.)**

| 教育程度/年齡組別<br>Educational attainment/<br>Age group | 2020<br>第4季<br>Q4   |                     |                     | 2021<br>第3季<br>Q3   |                     |                     | 2021<br>第4季<br>Q4   |                     |                     |
|---|---------------------|---------------------|---------------------|---------------------|---------------------|---------------------|---------------------|---------------------|---------------------|
|   | 男<br>Male           | 女<br>Female         | 男女合計<br>Both sexes  | 男<br>Male           | 女<br>Female         | 男女合計<br>Both sexes  | 男<br>Male           | 女<br>Female         | 男女合計<br>Both sexes  |
|   | 千人(百分比)<br>'000 (%) | 千人(百分比)<br>'000 (%) | 千人(百分比)<br>'000 (%) | 千人(百分比)<br>'000 (%) | 千人(百分比)<br>'000 (%) | 千人(百分比)<br>'000 (%) | 千人(百分比)<br>'000 (%) | 千人(百分比)<br>'000 (%) | 千人(百分比)<br>'000 (%) |
| 專上教育 - 學位<br>Post-secondary - degree              |                     |                     |                     |                     |                     |                     |                     |                     |                     |
| 15 - 24   | 70.4 (7.2)          | 79.2 (4.8)          | 149.6 (5.7)         | 64.6 (6.5)          | 68.2 (4.2)          | 132.9 (5.0)         | 75.9 (7.5)          | 89.5 (5.4)          | 165.4 (6.2)         |
| 25 - 39   | 15.9 (1.6)          | 47.3 (2.9)          | 63.2 (2.4)          | 14.1 (1.4)          | 43.1 (2.6)          | 57.2 (2.2)          | 14.8 (1.5)          | 45.0 (2.7)          | 59.9 (2.2)          |
| ≥ 40  | 79.2 (8.1)          | 92.7 (5.6)          | 172.0 (6.5)         | 80.1 (8.0)          | 98.9 (6.0)          | 179.0 (6.8)         | 84.5 (8.3)          | 106.2 (6.4)         | 190.7 (7.1)         |
| 小計<br>Sub-total                                   | 165.5 (16.9)        | 219.3 (13.3)        | 384.8 (14.6)        | 158.8 (15.9)        | 210.2 (12.8)        | 369.1 (14.0)        | 175.2 (17.3)        | 240.7 (14.5)        | 415.9 (15.5)        |
| 合計<br>Overall                                     | 976.9 (100.0)       | 1 652.4 (100.0)     | 2 629.3 (100.0)     | 997.8 (100.0)       | 1 636.1 (100.0)     | 2 633.8 (100.0)     | 1 015.1 (100.0)     | 1 663.8 (100.0)     | 2 678.9 (100.0)     |

註釋： (1) 具初中教育程度的人士是指具中一至中三教育程度或同等學歷的人士。

(2) 具高中教育程度的人士是指具中學舊學制的四至七年級及新學制的四至六年級或同等程度，毅進計劃／毅進文憑以及工藝程度教育的人士。

Notes: (1) Persons with educational attainment at lower secondary level refer to those with Secondary 1-3 education or equivalent level.

(2) Persons with educational attainment at upper secondary level refer to those with Secondary 4-7 of old academic structure, Secondary 4-6 of new academic structure or equivalent, Project Yi Jin/Yi Jin Diploma and craft level.

**表 8.4 按成為非從事經濟活動人士的原因及性別劃分的15歲及以上非從事經濟活動人數**  
**Table 8.4 Economically inactive persons aged 15 and over by reason for being economically inactive and sex**

| 成為非從事經濟<br>活動人士的原因<br>Reason for being<br>economically inactive | 2020<br>第4季<br>Q4    |                      |                      | 2021<br>第3季<br>Q3    |                      |                      | 2021<br>第4季<br>Q4    |                      |                      |
|---|----------------------|----------------------|----------------------|----------------------|----------------------|----------------------|----------------------|----------------------|----------------------|
|   | 男<br>Male            | 女<br>Female          | 男女合計<br>Both sexes   | 男<br>Male            | 女<br>Female          | 男女合計<br>Both sexes   | 男<br>Male            | 女<br>Female          | 男女合計<br>Both sexes   |
|   | 千人 (百分比)<br>'000 (%) | 千人 (百分比)<br>'000 (%) | 千人 (百分比)<br>'000 (%) | 千人 (百分比)<br>'000 (%) | 千人 (百分比)<br>'000 (%) | 千人 (百分比)<br>'000 (%) | 千人 (百分比)<br>'000 (%) | 千人 (百分比)<br>'000 (%) | 千人 (百分比)<br>'000 (%) |
| 料理家務<br>Engagement in household duties                          | 39.3 (4.0)           | 632.0 (38.2)         | 671.3 (25.5)         | 33.1 (3.3)           | 606.7 (37.1)         | 639.8 (24.3)         | 35.6 (3.5)           | 589.2 (35.4)         | 624.8 (23.3)         |
| 退休/年老<br>Retirement/old age                                     | 618.4 (63.3)         | 703.1 (42.6)         | 1 321.5 (50.3)       | 646.6 (64.8)         | 732.6 (44.8)         | 1 379.1 (52.4)       | 658.1 (64.8)         | 747.5 (44.9)         | 1 405.6 (52.5)       |
| 求學<br>Attending educational<br>institutions                     | 199.3 (20.4)         | 196.3 (11.9)         | 395.6 (15.0)         | 189.7 (19.0)         | 178.6 (10.9)         | 368.2 (14.0)         | 201.7 (19.9)         | 203.6 (12.2)         | 405.3 (15.1)         |
| 長期病患/傷殘<br>Permanent sick/Disablement                           | 51.3 (5.3)           | 53.2 (3.2)           | 104.5 (4.0)          | 56.4 (5.6)           | 50.5 (3.1)           | 106.8 (4.1)          | 54.2 (5.3)           | 53.5 (3.2)           | 107.7 (4.0)          |
| 其他原因<br>Other reasons   | 68.5 (7.0)           | 67.8 (4.1)           | 136.3 (5.2)          | 72.1 (7.2)           | 67.7 (4.1)           | 139.8 (5.3)          | 65.6 (6.5)           | 70.0 (4.2)           | 135.5 (5.1)          |
| 合計<br>Overall   | 976.9 (100.0)        | 1 652.4 (100.0)      | 2 629.3 (100.0)      | 997.8 (100.0)        | 1 636.1 (100.0)      | 2 633.8 (100.0)      | 1 015.1 (100.0)      | 1 663.8 (100.0)      | 2 678.9 (100.0)      |

**表 9.1 按住戶人數劃分的家庭住戶數目**  
**Table 9.1 Domestic households by household size**

|   | 2020<br>第4季<br>Q4    | 2021<br>第3季<br>Q3    | 2021<br>第4季<br>Q4    |
|---|----------------------|----------------------|----------------------|
| 住戶人數<br>Household size  | 千戶 (百分比)<br>'000 (%) | 千戶 (百分比)<br>'000 (%) | 千戶 (百分比)<br>'000 (%) |
| 1   | 553.4 (20.7)         | 567.9 (21.1)         | 565.3 (20.9)         |
| 2   | 750.4 (28.0)         | 775.7 (28.8)         | 794.1 (29.4)         |
| 3   | 630.1 (23.5)         | 630.5 (23.4)         | 630.0 (23.3)         |
| 4   | 476.1 (17.8)         | 462.0 (17.1)         | 460.2 (17.0)         |
| 5   | 187.8 (7.0)          | 179.8 (6.7)          | 173.6 (6.4)          |
| ≥ 6   | 81.3 (3.0)           | 79.4 (2.9)           | 78.9 (2.9)           |
| 總計<br>Total   | 2 679.2 (100.0)      | 2 695.2 (100.0)      | 2 702.0 (100.0)      |
| 家庭住戶平均人數<br>Average household size  |                      |                      |                      |
| 公營租住房屋<br>Public rental housing   | 2.7                  | 2.6                  | 2.6                  |
| 資助自置居所房屋 <sup>(1)</sup><br>Subsidised home ownership housing <sup>(1)</sup> | 2.8                  | 2.8                  | 2.7                  |
| 私人永久性房屋 <sup>(2)</sup><br>Private permanent housing <sup>(2)</sup>          | 2.8                  | 2.7                  | 2.7                  |
| 合計 <sup>(3)</sup><br>Overall <sup>(3)</sup>                                 | 2.7                  | 2.7                  | 2.7                  |

註釋： (1) 包括香港房屋委員會的居者有其屋計劃、中等入息家庭房屋計劃、私人機構參建居屋計劃、綠表置居計劃、可租可買計劃及重建置業計劃下興建的屋宇單位，以及租者置其屋計劃下出售的屋宇單位。亦包括香港房屋協會的住宅發售計劃、夾心階層住屋計劃及資助出售房屋項目下興建的屋宇單位；及市區重建局資助出售房屋計劃的屋宇單位。自2002年第1季起，可在公開市場買賣的資助出售單位，則不包括在內。

(2) 包括私人房屋、香港房屋協會的市區改善計劃下興建的屋宇單位、別墅/平房/新型村屋、簡單磚石蓋搭建築物/傳統村屋及非住宅樓宇內的屋宇單位。自2002年第1季起，可在公開市場買賣的資助出售單位亦包括在內。

(3) 包括臨時房屋。

Notes: (1) Includes flats built under the Home Ownership Scheme, Middle Income Housing Scheme, Private Sector Participation Scheme, Green Form Subsidised Home Ownership Scheme, Buy or Rent Option Scheme and Mortgage Subsidy Scheme, and flats sold under the Tenants Purchase Scheme of the Hong Kong Housing Authority. Also includes flats built under the Flat for Sale Scheme, Sandwich Class Housing Scheme and Subsidised Sale Flats Projects of the Hong Kong Housing Society; and flats in Urban Renewal Authority Subsidised Sale Flats Scheme. As from Q1 2002, subsidised sale flats that can be traded in open market are excluded.

(2) Includes private housing blocks, flats built under the Urban Improvement Scheme of the Hong Kong Housing Society, villas/bungalows/modern village houses, simple stone structures/traditional village houses and quarters in non-residential buildings. As from Q1 2002, subsidised sale flats that can be traded in open market are also put under this category.

(3) Includes temporary housing.

**表 9.1A 按住戶人數劃分的家庭住戶數目 (不包括外籍家庭傭工)**  
**Table 9.1A Domestic households by household size (excluding foreign domestic helpers)**

| 住戶人數<br>Household size  | 2020                 | 2021                 | 2021                 |
|---|----------------------|----------------------|----------------------|
|   | 第4季<br>Q4            | 第3季<br>Q3            | 第4季<br>Q4            |
|   | 千戶 (百分比)<br>'000 (%) | 千戶 (百分比)<br>'000 (%) | 千戶 (百分比)<br>'000 (%) |
| 1   | 587.6 (22.0)         | 607.4 (22.6)         | 602.0 (22.3)         |
| 2   | 768.9 (28.7)         | 791.8 (29.4)         | 814.2 (30.2)         |
| 3   | 665.2 (24.8)         | 653.6 (24.3)         | 653.6 (24.2)         |
| 4   | 483.9 (18.1)         | 473.2 (17.6)         | 463.3 (17.2)         |
| 5   | 119.4 (4.5)          | 116.8 (4.3)          | 113.8 (4.2)          |
| ≥ 6   | 52.0 (1.9)           | 49.3 (1.8)           | 51.0 (1.9)           |
| 總計<br>Total   | 2 676.9 (100.0)      | 2 692.1 (100.0)      | 2 697.7 (100.0)      |
| 家庭住戶平均人數<br>Average household size  |                      |                      |                      |
| 公營租住房屋<br>Public rental housing   | 2.6                  | 2.6                  | 2.6                  |
| 資助自置居所房屋 <sup>(1)</sup><br>Subsidised home ownership housing <sup>(1)</sup> | 2.7                  | 2.7                  | 2.7                  |
| 私人永久性房屋 <sup>(2)</sup><br>Private permanent housing <sup>(2)</sup>          | 2.6                  | 2.5                  | 2.5                  |
| 合計 <sup>(3)</sup><br>Overall <sup>(3)</sup>                                 | 2.6                  | 2.6                  | 2.6                  |

註釋： (1) 包括香港房屋委員會的居者有其屋計劃、中等入息家庭房屋計劃、私人機構參建居屋計劃、綠表置居計劃、可租可買計劃及重建置業計劃下興建的屋宇單位，以及租者置其屋計劃下出售的屋宇單位。亦包括香港房屋協會的住宅發售計劃、夾心階層住屋計劃及資助出售房屋項目下興建的屋宇單位；及市區重建局資助出售房屋計劃的屋宇單位。自2002年第1季起，可在公開市場買賣的資助出售單位，則不包括在內。

(2) 包括私人房屋、香港房屋協會的市區改善計劃下興建的屋宇單位、別墅/平房/新型村屋、簡單磚石蓋搭建築物/傳統村屋及非住宅樓宇內的屋宇單位。自2002年第1季起，可在公開市場買賣的資助出售單位亦包括在內。

(3) 包括臨時房屋。

Notes: (1) Includes flats built under the Home Ownership Scheme, Middle Income Housing Scheme, Private Sector Participation Scheme, Green Form Subsidised Home Ownership Scheme, Buy or Rent Option Scheme and Mortgage Subsidy Scheme, and flats sold under the Tenants Purchase Scheme of the Hong Kong Housing Authority. Also includes flats built under the Flat for Sale Scheme, Sandwich Class Housing Scheme and Subsidised Sale Flats Projects of the Hong Kong Housing Society; and flats in Urban Renewal Authority Subsidised Sale Flats Scheme. As from Q1 2002, subsidised sale flats that can be traded in open market are excluded.

(2) Includes private housing blocks, flats built under the Urban Improvement Scheme of the Hong Kong Housing Society, villas/bungalows/modern village houses, simple stone structures/traditional village houses and quarters in non-residential buildings. As from Q1 2002, subsidised sale flats that can be traded in open market are also put under this category.

(3) Includes temporary housing.

**表 9.2 按房屋類型劃分的家庭住戶數目**  
**Table 9.2 Domestic households by type of housing**

| 房屋類型<br>Type of housing   | 2020<br>第4季<br>Q4    | 2021<br>第3季<br>Q3    | 2021<br>第4季<br>Q4    |
|---|----------------------|----------------------|----------------------|
|   | 千戶 (百分比)<br>'000 (%) | 千戶 (百分比)<br>'000 (%) | 千戶 (百分比)<br>'000 (%) |
| 公營租住房屋<br>Public rental housing   | 824.2 (30.8)         | 835.6 (31.0)         | 830.8 (30.7)         |
| 資助自置居所房屋 <sup>(1)</sup><br>Subsidised home ownership housing <sup>(1)</sup> | 407.3 (15.2)         | 414.1 (15.4)         | 414.2 (15.3)         |
| 私人永久性房屋 <sup>(2)</sup><br>Private permanent housing <sup>(2)</sup>          | 1 427.3 (53.3)       | 1 427.7 (53.0)       | 1 439.0 (53.3)       |
| 臨時房屋<br>Temporary housing   | 20.3 (0.8) †         | 17.8 (0.7)           | 17.9 (0.7) †         |
| 合計<br>Overall   | 2 679.2 (100.0)      | 2 695.2 (100.0)      | 2 702.0 (100.0)      |

註釋： (1) 包括香港房屋委員會的居有其屋計劃、中等入息家庭房屋計劃、私人機構參建居屋計劃、綠表置居計劃、可租可買計劃及重建置業計劃下興建的屋宇單位，以及租者置其屋計劃下出售的屋宇單位。亦包括香港房屋協會的住宅發售計劃、夾心階層住屋計劃及資助出售房屋項目下興建的屋宇單位；及市區重建局資助出售房屋計劃的屋宇單位。自2002年第1季起，可在公開市場買賣的資助出售單位，則不包括在內。

(2) 包括私人房屋、香港房屋協會的市區改善計劃下興建的屋宇單位、別墅/平房/新型村屋、簡單磚石蓋搭建築物/傳統村屋及非住宅樓宇內的屋宇單位。自2002年第1季起，可在公開市場買賣的資助出售單位亦包括在內。

Notes: (1) Includes flats built under the Home Ownership Scheme, Middle Income Housing Scheme, Private Sector Participation Scheme, Green Form Subsidised Home Ownership Scheme, Buy or Rent Option Scheme and Mortgage Subsidy Scheme, and flats sold under the Tenants Purchase Scheme of the Hong Kong Housing Authority. Also includes flats built under the Flat for Sale Scheme, Sandwich Class Housing Scheme and Subsidised Sale Flats Projects of the Hong Kong Housing Society; and flats in Urban Renewal Authority Subsidised Sale Flats Scheme. As from Q1 2002, subsidised sale flats that can be traded in open market are excluded.

(2) Includes private housing blocks, flats built under the Urban Improvement Scheme of the Hong Kong Housing Society, villas/bungalows/modern village houses, simple stone structures/traditional village houses and quarters in non-residential buildings. As from Q1 2002, subsidised sale flats that can be traded in open market are also put under this category.

**表 9.3 按居所租住權劃分的家庭住戶數目**  
**Table 9.3 Domestic households by tenure of accommodation**

| 居所租住權<br>Tenure of accommodation  | 2020<br>第4季<br>Q4      | 2021<br>第3季<br>Q3      | 2021<br>第4季<br>Q4      |
|---|------------------------|------------------------|------------------------|
|   | 千戶 (百分比)<br>'000 (%)   | 千戶 (百分比)<br>'000 (%)   | 千戶 (百分比)<br>'000 (%)   |
| 自置居所住戶<br>Owner-occupiers   | 1 371.8 (51.2)         | 1 355.4 (50.3)         | 1 346.1 (49.8)         |
| 居住在公營房屋 <sup>(1)</sup><br>Residing in public sector housing <sup>(1)</sup>  | 398.7 (14.9)<br>[32.4] | 404.9 (15.0)<br>[32.4] | 403.7 (14.9)<br>[32.4] |
| 居住在私人房屋 <sup>(2)</sup><br>Residing in private sector housing <sup>(2)</sup> | 973.2 (36.3)<br>[67.2] | 950.5 (35.3)<br>[65.8] | 942.4 (34.9)<br>[64.7] |
| 全租戶<br>Sole tenants   | 1 214.9 (45.3)         | 1 245.2 (46.2)         | 1 255.2 (46.5)         |
| 合租戶<br>Co-tenants   | 3.6 (0.1) †            | 4.2 (0.2) †            | 4.1 (0.1) †            |
| 居所由僱主提供<br>Accommodation provided by employers                              | 39.4 (1.5)             | 36.2 (1.3)             | 41.8 (1.5)             |
| 其他 <sup>(3)</sup><br>Others <sup>(3)</sup>                                  | 49.4 (1.8)             | 54.2 (2.0)             | 54.9 (2.0)             |
| 合計<br>Overall   | 2 679.2 (100.0)        | 2 695.2 (100.0)        | 2 702.0 (100.0)        |

註釋： 方括號內的數字是指在個別房屋類型的家庭住戶總數中自置居所住戶所佔的比例(百分比)。

(1) 包括公營租住房屋及資助自置居所房屋。

(2) 包括私人永久性房屋及臨時房屋。

(3) 包括二房東、三房客及免租戶。

Notes: Figures in square brackets refer to the proportion (%) of owner-occupier households in the total number of domestic households in respect of the corresponding types of housing.

(1) Includes public rental housing and subsidised home ownership housing

(2) Includes private permanent housing and temporary housing.

(3) Includes main tenants, sub-tenants and rent free households.



**表 9.4 按住戶人數及每月入息劃分的家庭住戶數目**  
**Table 9.4 Domestic households by household size and monthly household income**

| 住戶人數/住戶<br>每月入息(港元)                               | 2020                | 2021                | 2021                | 住戶人數/住戶<br>每月入息(港元)                               | 2020                | 2021                | 2021                |
|---|---------------------|---------------------|---------------------|---|---------------------|---------------------|---------------------|
|   | 第4季<br>Q4           | 第3季<br>Q3           | 第4季<br>Q4           |   | 第4季<br>Q4           | 第3季<br>Q3           | 第4季<br>Q4           |
| Household size/Monthly<br>household income (HK\$) | 千戶(百分比)<br>'000 (%) | 千戶(百分比)<br>'000 (%) | 千戶(百分比)<br>'000 (%) | Household size/Monthly<br>household income (HK\$) | 千戶(百分比)<br>'000 (%) | 千戶(百分比)<br>'000 (%) | 千戶(百分比)<br>'000 (%) |
| 1人 / person                                       |                     |                     |                     | 2人 / persons                                      |                     |                     |                     |
| < 4,000   | 111.9 (4.2)         | 117.1 (4.3)         | 116.6 (4.3)         | < 4,000   | 63.6 (2.4)          | 59.6 (2.2)          | 63.9 (2.4)          |
| 4,000 - 5,999                                     | 84.0 (3.1)          | 83.8 (3.1)          | 80.9 (3.0)          | 4,000 - 5,999                                     | 23.9 (0.9)          | 23.9 (0.9)          | 24.0 (0.9)          |
| 6,000 - 7,999                                     | 52.7 (2.0)          | 50.0 (1.9)          | 49.9 (1.8)          | 6,000 - 7,999                                     | 63.1 (2.4)          | 59.7 (2.2)          | 64.0 (2.4)          |
| 8,000 - 9,999                                     | 34.5 (1.3)          | 41.8 (1.6)          | 38.6 (1.4)          | 8,000 - 9,999                                     | 55.3 (2.1)          | 58.7 (2.2)          | 62.3 (2.3)          |
| 10,000 - 14,999                                   | 62.5 (2.3)          | 62.9 (2.3)          | 59.6 (2.2)          | 10,000 - 14,999                                   | 93.8 (3.5)          | 92.0 (3.4)          | 94.3 (3.5)          |
| 15,000 - 19,999                                   | 49.1 (1.8)          | 45.8 (1.7)          | 47.6 (1.8)          | 15,000 - 19,999                                   | 89.0 (3.3)          | 91.9 (3.4)          | 86.5 (3.2)          |
| 20,000 - 24,999                                   | 36.1 (1.3)          | 38.0 (1.4)          | 38.9 (1.4)          | 20,000 - 24,999                                   | 64.1 (2.4)          | 72.7 (2.7)          | 76.0 (2.8)          |
| 25,000 - 29,999                                   | 16.4 (0.6)          | 19.0 (0.7)          | 21.3 (0.8)          | 25,000 - 29,999                                   | 47.0 (1.8)          | 51.2 (1.9)          | 50.3 (1.9)          |
| 30,000 - 34,999                                   | 19.7 (0.7)          | 21.9 (0.8)          | 21.8 (0.8)          | 30,000 - 34,999                                   | 41.6 (1.6)          | 46.0 (1.7)          | 48.7 (1.8)          |
| 35,000 - 39,999                                   | 14.9 (0.6)          | 12.6 (0.5)          | 11.1 (0.4)          | 35,000 - 39,999                                   | 27.9 (1.0)          | 33.0 (1.2)          | 33.1 (1.2)          |
| 40,000 - 44,999                                   | 12.5 (0.5)          | 12.2 (0.5)          | 13.2 (0.5)          | 40,000 - 44,999                                   | 27.3 (1.0)          | 29.3 (1.1)          | 28.2 (1.0)          |
| 45,000 - 49,999                                   | 7.1 (0.3)           | 7.7 (0.3)           | 7.0 (0.3)           | 45,000 - 49,999                                   | 20.7 (0.8)          | 20.7 (0.8)          | 19.5 (0.7)          |
| 50,000 - 59,999                                   | 13.5 (0.5)          | 13.2 (0.5)          | 16.4 (0.6)          | 50,000 - 59,999                                   | 29.4 (1.1)          | 35.0 (1.3)          | 34.8 (1.3)          |
| 60,000 - 79,999                                   | 17.8 (0.7)          | 21.4 (0.8)          | 17.1 (0.6)          | 60,000 - 79,999                                   | 41.5 (1.5)          | 37.7 (1.4)          | 42.1 (1.6)          |
| ≥ 80,000  | 20.7 (0.8)          | 20.5 (0.8)          | 25.1 (0.9)          | ≥ 80,000  | 62.0 (2.3)          | 64.1 (2.4)          | 66.5 (2.5)          |
| 小計<br>Sub-total                                   | 553.4 (20.7)        | 567.9 (21.1)        | 565.3 (20.9)        | 小計<br>Sub-total                                   | 750.4 (28.0)        | 775.7 (28.8)        | 794.1 (29.4)        |
| 中位數(港元)<br>Median (HK\$)                          | 9,300               | 9,000               | 9,500               | 中位數(港元)<br>Median (HK\$)                          | 18,800              | 20,000              | 20,000              |

**表 9.4 按住戶人數及每月入息劃分的家庭住戶數目 (續)**  
**Table 9.4 Domestic households by household size and monthly household income (Cont'd.)**

| 住戶人數/住戶<br>每月入息(港元)                               | 2020                | 2021                | 2021                | 住戶人數/住戶<br>每月入息(港元)                               | 2020                | 2021                | 2021                |
|---|---------------------|---------------------|---------------------|---|---------------------|---------------------|---------------------|
|   | 第4季<br>Q4           | 第3季<br>Q3           | 第4季<br>Q4           |   | 第4季<br>Q4           | 第3季<br>Q3           | 第4季<br>Q4           |
| Household size/Monthly<br>household income (HK\$) | 千戶(百分比)<br>'000 (%) | 千戶(百分比)<br>'000 (%) | 千戶(百分比)<br>'000 (%) | Household size/Monthly<br>household income (HK\$) | 千戶(百分比)<br>'000 (%) | 千戶(百分比)<br>'000 (%) | 千戶(百分比)<br>'000 (%) |
| 3人 / persons                                      |                     |                     |                     | 4人 / persons                                      |                     |                     |                     |
| < 4,000   | 11.6 (0.4)          | 12.9 (0.5)          | 10.0 (0.4)          | < 4,000   | 6.3 (0.2)           | 2.4 (0.1) †         | 3.6 (0.1)           |
| 4,000 - 5,999                                     | 6.7 (0.3)           | 5.8 (0.2)           | 4.1 (0.2)           | 4,000 - 5,999                                     | 3.1 (0.1) †         | 2.6 (0.1) †         | 1.8 (0.1) †         |
| 6,000 - 7,999                                     | 14.1 (0.5)          | 10.4 (0.4)          | 11.1 (0.4)          | 6,000 - 7,999                                     | 3.2 (0.1) †         | 3.0 (0.1)           | 3.4 (0.1) †         |
| 8,000 - 9,999                                     | 19.1 (0.7)          | 16.2 (0.6)          | 12.9 (0.5)          | 8,000 - 9,999                                     | 6.7 (0.2)           | 4.8 (0.2)           | 4.4 (0.2)           |
| 10,000 - 14,999                                   | 57.8 (2.2)          | 49.3 (1.8)          | 45.7 (1.7)          | 10,000 - 14,999                                   | 25.5 (1.0)          | 17.8 (0.7)          | 15.5 (0.6)          |
| 15,000 - 19,999                                   | 67.4 (2.5)          | 62.1 (2.3)          | 59.8 (2.2)          | 15,000 - 19,999                                   | 35.4 (1.3)          | 28.9 (1.1)          | 25.3 (0.9)          |
| 20,000 - 24,999                                   | 76.2 (2.8)          | 78.2 (2.9)          | 70.8 (2.6)          | 20,000 - 24,999                                   | 38.9 (1.5)          | 40.7 (1.5)          | 37.7 (1.4)          |
| 25,000 - 29,999                                   | 62.1 (2.3)          | 60.3 (2.2)          | 66.3 (2.5)          | 25,000 - 29,999                                   | 36.7 (1.4)          | 36.6 (1.4)          | 38.3 (1.4)          |
| 30,000 - 34,999                                   | 57.1 (2.1)          | 55.9 (2.1)          | 61.1 (2.3)          | 30,000 - 34,999                                   | 44.3 (1.7)          | 38.6 (1.4)          | 38.7 (1.4)          |
| 35,000 - 39,999                                   | 42.6 (1.6)          | 44.6 (1.7)          | 51.6 (1.9)          | 35,000 - 39,999                                   | 33.6 (1.3)          | 34.5 (1.3)          | 34.5 (1.3)          |
| 40,000 - 44,999                                   | 36.8 (1.4)          | 42.9 (1.6)          | 41.3 (1.5)          | 40,000 - 44,999                                   | 33.4 (1.2)          | 34.5 (1.3)          | 35.3 (1.3)          |
| 45,000 - 49,999                                   | 29.0 (1.1)          | 32.3 (1.2)          | 32.4 (1.2)          | 45,000 - 49,999                                   | 26.4 (1.0)          | 28.7 (1.1)          | 28.1 (1.0)          |
| 50,000 - 59,999                                   | 41.9 (1.6)          | 48.0 (1.8)          | 50.7 (1.9)          | 50,000 - 59,999                                   | 45.4 (1.7)          | 47.9 (1.8)          | 47.5 (1.8)          |
| 60,000 - 79,999                                   | 49.1 (1.8)          | 52.8 (2.0)          | 50.6 (1.9)          | 60,000 - 79,999                                   | 53.8 (2.0)          | 61.2 (2.3)          | 57.2 (2.1)          |
| 80,000 - 99,999                                   | 22.8 (0.9)          | 24.4 (0.9)          | 26.2 (1.0)          | 80,000 - 99,999                                   | 31.2 (1.2)          | 29.3 (1.1)          | 33.4 (1.2)          |
| ≥ 100,000   | 35.7 (1.3)          | 34.6 (1.3)          | 35.3 (1.3)          | ≥ 100,000   | 52.3 (2.0)          | 50.6 (1.9)          | 55.6 (2.1)          |
| 小計<br>Sub-total                                   | 630.1 (23.5)        | 630.5 (23.4)        | 630.0 (23.3)        | 小計<br>Sub-total                                   | 476.1 (17.8)        | 462.0 (17.1)        | 460.2 (17.0)        |
| 中位數(港元)<br>Median (HK\$)                          | 30,000              | 31,100              | 32,500              | 中位數(港元)<br>Median (HK\$)                          | 40,500              | 42,600              | 43,800              |

**表 9.4 按住戶人數及每月入息劃分的家庭住戶數目 (續)**  
**Table 9.4 Domestic households by household size and monthly household income (Cont'd.)**

| 住戶人數/住戶<br>每月入息 (港元)                              | 2020                 | 2021                 | 2021                 | 住戶人數/住戶<br>每月入息 (港元)                              | 2020                 | 2021                 | 2021                 |
|---|----------------------|----------------------|----------------------|---|----------------------|----------------------|----------------------|
|   | 第4季<br>Q4            | 第3季<br>Q3            | 第4季<br>Q4            |   | 第4季<br>Q4            | 第3季<br>Q3            | 第4季<br>Q4            |
| Household size/Monthly<br>household income (HK\$) | 千戶 (百分比)<br>'000 (%) | 千戶 (百分比)<br>'000 (%) | 千戶 (百分比)<br>'000 (%) | Household size/Monthly<br>household income (HK\$) | 千戶 (百分比)<br>'000 (%) | 千戶 (百分比)<br>'000 (%) | 千戶 (百分比)<br>'000 (%) |
| <b>5人 / persons</b>                               |                      |                      |                      | <b>≥ 6人 / persons</b>                             |                      |                      |                      |
| < 8,000   | 3.4 (0.1) †          | 2.1 (0.1) †          | 1.1 (0.0) †          | < 8,000   | 0.6 (0.0) †          | 0.7 (0.0) †          | ‡ (‡)                |
| 8,000 - 9,999                                     | 2.1 (0.1) †          | 0.6 (0.0) †          | 1.6 (0.1) †          | 8,000 - 9,999                                     | ‡ (‡)                | 0.6 (0.0) †          | ‡ (‡)                |
| 10,000 - 14,999                                   | 4.7 (0.2)            | 3.1 (0.1) †          | 3.6 (0.1)            | 10,000 - 14,999                                   | 2.1 (0.1) †          | 1.5 (0.1) †          | 1.0 (0.0) †          |
| 15,000 - 19,999                                   | 9.2 (0.3)            | 9.3 (0.3)            | 6.8 (0.2)            | 15,000 - 19,999                                   | 4.2 (0.2)            | 1.8 (0.1) †          | 2.8 (0.1) †          |
| 20,000 - 24,999                                   | 12.3 (0.5)           | 12.3 (0.5)           | 10.7 (0.4)           | 20,000 - 24,999                                   | 4.2 (0.2)            | 4.6 (0.2)            | 3.4 (0.1)            |
| 25,000 - 29,999                                   | 11.9 (0.4)           | 9.4 (0.3)            | 9.2 (0.3)            | 25,000 - 29,999                                   | 4.9 (0.2)            | 5.9 (0.2)            | 5.0 (0.2)            |
| 30,000 - 34,999                                   | 11.9 (0.4)           | 10.6 (0.4)           | 11.0 (0.4)           | 30,000 - 34,999                                   | 3.8 (0.1)            | 4.8 (0.2)            | 3.4 (0.1) †          |
| 35,000 - 39,999                                   | 10.8 (0.4)           | 10.4 (0.4)           | 10.9 (0.4)           | 35,000 - 39,999                                   | 2.7 (0.1)            | 5.3 (0.2)            | 5.0 (0.2)            |
| 40,000 - 44,999                                   | 10.7 (0.4)           | 8.8 (0.3)            | 9.5 (0.4)            | 40,000 - 44,999                                   | 3.8 (0.1)            | 4.6 (0.2)            | 5.1 (0.2)            |
| 45,000 - 49,999                                   | 12.6 (0.5)           | 8.6 (0.3)            | 10.7 (0.4)           | 45,000 - 49,999                                   | 4.5 (0.2)            | 4.0 (0.1)            | 4.2 (0.2)            |
| 50,000 - 59,999                                   | 17.8 (0.7)           | 17.0 (0.6)           | 18.9 (0.7)           | 50,000 - 59,999                                   | 8.2 (0.3)            | 7.8 (0.3)            | 9.4 (0.3)            |
| 60,000 - 79,999                                   | 25.5 (1.0)           | 30.7 (1.1)           | 26.0 (1.0)           | 60,000 - 79,999                                   | 13.1 (0.5)           | 12.3 (0.5)           | 12.4 (0.5)           |
| 80,000 - 99,999                                   | 18.4 (0.7)           | 19.7 (0.7)           | 17.5 (0.6)           | 80,000 - 99,999                                   | 7.7 (0.3)            | 5.7 (0.2)            | 7.1 (0.3)            |
| ≥ 100,000   | 36.6 (1.4)           | 37.1 (1.4)           | 36.2 (1.3)           | ≥ 100,000   | 21.1 (0.8)           | 19.8 (0.7)           | 19.5 (0.7)           |
| 小計<br>Sub-total                                   | 187.8 (7.0)          | 179.8 (6.7)          | 173.6 (6.4)          | 小計<br>Sub-total                                   | 81.3 (3.0)           | 79.4 (2.9)           | 78.9 (2.9)           |
| 中位數 (港元)<br>Median (HK\$)                         | 51,700               | 58,000               | 56,100               | 中位數 (港元)<br>Median (HK\$)                         | 60,800               | 56,600               | 59,100               |

**表 9.4 按住戶人數及每月入息劃分的家庭住戶數目 (續)**  
**Table 9.4 Domestic households by household size and monthly household income (Cont'd.)**

| 住戶人數/住戶<br>每月入息 (港元)<br>Household size/Monthly<br>household income (HK\$)   | 2020<br>第4季<br>Q4      |  | 2021<br>第3季<br>Q3      |  | 2021<br>第4季<br>Q4      |  |
|---|------------------------|--|------------------------|--|------------------------|--|
|   | 千戶 (百分比)<br>'000 (%)   | 千戶 (百分比)<br>'000 (%)   | 千戶 (百分比)<br>'000 (%)   | 千戶 (百分比)<br>'000 (%)   | 千戶 (百分比)<br>'000 (%)   | 千戶 (百分比)<br>'000 (%)   |
| 合計<br>Overall   | 所有住戶<br>All households | 從事經濟活動<br>的家庭住戶 <sup>(1)</sup><br>Economically active<br>households <sup>(1)</sup> | 所有住戶<br>All households | 從事經濟活動<br>的家庭住戶 <sup>(1)</sup><br>Economically active<br>households <sup>(1)</sup> | 所有住戶<br>All households | 從事經濟活動<br>的家庭住戶 <sup>(1)</sup><br>Economically active<br>households <sup>(1)</sup> |
| < 4,000   | 194.8 (7.3)            | 38.9 (1.8)   | 192.5 (7.1)            | 29.2 (1.4)   | 194.9 (7.2)            | 24.3 (1.2)   |
| 4,000 - 5,999   | 119.3 (4.5)            | 21.5 (1.0)   | 117.5 (4.4)            | 19.5 (0.9)   | 111.6 (4.1)            | 13.2 (0.6)   |
| 6,000 - 7,999   | 134.1 (5.0)            | 35.8 (1.7)   | 123.9 (4.6)            | 28.0 (1.3)   | 128.5 (4.8)            | 23.4 (1.1)   |
| 8,000 - 9,999   | 118.1 (4.4)            | 45.0 (2.1)   | 122.7 (4.6)            | 37.4 (1.8)   | 120.1 (4.4)            | 35.3 (1.7)   |
| 10,000 - 14,999   | 246.3 (9.2)            | 178.0 (8.4)  | 226.5 (8.4)            | 150.3 (7.2)  | 219.7 (8.1)            | 144.5 (6.9)  |
| 15,000 - 19,999   | 254.4 (9.5)            | 227.4 (10.8)   | 239.8 (8.9)            | 205.9 (9.9)  | 228.7 (8.5)            | 198.7 (9.6)  |
| 20,000 - 24,999   | 231.9 (8.7)            | 216.8 (10.3)   | 246.6 (9.1)            | 229.5 (11.0)   | 237.5 (8.8)            | 220.8 (10.6)   |
| 25,000 - 29,999   | 179.0 (6.7)            | 171.2 (8.1)  | 182.4 (6.8)            | 172.5 (8.3)  | 190.4 (7.0)            | 180.1 (8.7)  |
| 30,000 - 34,999   | 178.4 (6.7)            | 172.2 (8.2)  | 177.7 (6.6)            | 171.2 (8.2)  | 184.8 (6.8)            | 176.4 (8.5)  |
| 35,000 - 39,999   | 132.4 (4.9)            | 128.3 (6.1)  | 140.4 (5.2)            | 135.5 (6.5)  | 146.1 (5.4)            | 142.0 (6.8)  |
| 40,000 - 44,999   | 124.5 (4.6)            | 121.2 (5.8)  | 132.3 (4.9)            | 128.7 (6.2)  | 132.7 (4.9)            | 129.9 (6.2)  |
| 45,000 - 49,999   | 100.3 (3.7)            | 96.9 (4.6)   | 102.1 (3.8)            | 99.8 (4.8)   | 101.9 (3.8)            | 98.9 (4.8)   |
| 50,000 - 59,999   | 156.3 (5.8)            | 152.2 (7.2)  | 168.8 (6.3)            | 164.6 (7.9)  | 177.6 (6.6)            | 174.4 (8.4)  |
| 60,000 - 79,999   | 200.8 (7.5)            | 198.6 (9.4)  | 216.1 (8.0)            | 213.0 (10.2)   | 205.3 (7.6)            | 201.6 (9.7)  |
| 80,000 - 99,999   | 112.0 (4.2)            | 110.9 (5.3)  | 109.3 (4.1)            | 107.8 (5.2)  | 116.6 (4.3)            | 114.0 (5.5)  |
| ≥ 100,000   | 196.5 (7.3)            | 192.5 (9.1)  | 196.5 (7.3)            | 192.6 (9.2)  | 205.7 (7.6)            | 202.8 (9.7)  |
| 總計<br>Total   | 2 679.2 (100.0)        | 2 107.4 (100.0)  | 2 695.2 (100.0)        | 2 085.4 (100.0)  | 2 702.0 (100.0)        | 2 080.2 (100.0)  |
| 中位數 (港元)<br>Median (HK\$)   |                        |  |                        |  |                        |  |
| 公營租住房屋<br>Public rental housing   | 17,100                 | 22,000   | 18,400                 | 24,000   | 19,200                 | 25,000   |
| 資助自置居所房屋 <sup>(2)</sup><br>Subsidised home ownership housing <sup>(2)</sup> | 25,200                 | 31,400   | 27,200                 | 35,000   | 28,000                 | 35,000   |
| 私人永久性房屋 <sup>(3)</sup><br>Private permanent housing <sup>(3)</sup>          | 35,800                 | 44,900   | 36,200                 | 45,100   | 36,300                 | 46,100   |
| 合計 <sup>(4)</sup><br>Overall <sup>(4)</sup>                                 | 25,700                 | 33,000   | 26,800                 | 34,900   | 27,700                 | 35,400   |

註釋：(1) 從事經濟活動的家庭住戶是指家庭住戶內除外籍家庭傭工外，至少有一名成員從事經濟活動。

(2) 包括香港房屋委員會的居者有其屋計劃、中等入息家庭房屋計劃、私人機構參建居屋計劃、綠表置居計劃、可租可買計劃及重建置業計劃下興建的屋宇單位，以及租者置其屋計劃下出售的屋宇單位。亦包括香港房屋協會的住宅發售計劃、夾心階層住屋計劃及資助出售房屋項目下興建的屋宇單位；及市區重建局資助出售房屋計劃的屋宇單位。自2002年第1季起，可在公開市場買賣的資助出售單位，則不包括在內。

(3) 包括私人房屋、香港房屋協會的市區改善計劃下興建的屋宇單位、別墅/平房/新型村屋、簡單磚石蓋搭建築物/傳統村屋及非住宅樓宇內的屋宇單位。自2002年第1季起，可在公開市場買賣的資助出售單位亦包括在內。

(4) 包括臨時房屋。

Notes: (1) Economically active household is a domestic household with at least one member (excluding foreign domestic helpers) being economically active.

(2) Includes flats built under the Home Ownership Scheme, Middle Income Housing Scheme, Private Sector Participation Scheme, Green Form Subsidised Home Ownership Scheme, Buy or Rent Option Scheme and Mortgage Subsidy Scheme, and flats sold under the Tenants Purchase Scheme of the Hong Kong Housing Authority. Also includes flats built under the Flat for Sale Scheme, Sandwich Class Housing Scheme and Subsidised Sale Flats Projects of the Hong Kong Housing Society; and flats in Urban Renewal Authority Subsidised Sale Flats Scheme. As from Q1 2002, subsidised sale flats that can be traded in open market are excluded.

(3) Includes private housing blocks, flats built under the Urban Improvement Scheme of the Hong Kong Housing Society, villas/bungalows/modern village houses, simple stone structures/traditional village houses and quarters in non-residential buildings. As from from Q1 2002, subsidised sale flats that can be traded in open market are also put under this category.

(4) Includes temporary housing.

**表 9.4A 按住戶人數及每月入息劃分的家庭住戶數目 (不包括外籍家庭傭工)**  
**Table 9.4A Domestic households by household size and monthly household income (excluding foreign domestic helpers)**

| 住戶人數/住戶<br>每月入息 (港元)                              | 2020                 | 2021                 | 2021                 | 住戶人數/住戶<br>每月入息 (港元)                              | 2020                 | 2021                 | 2021                 |
|---|----------------------|----------------------|----------------------|---|----------------------|----------------------|----------------------|
|   | 第4季<br>Q4            | 第3季<br>Q3            | 第4季<br>Q4            |   | 第4季<br>Q4            | 第3季<br>Q3            | 第4季<br>Q4            |
| Household size/Monthly<br>household income (HK\$) | 千戶 (百分比)<br>'000 (%) | 千戶 (百分比)<br>'000 (%) | 千戶 (百分比)<br>'000 (%) | Household size/Monthly<br>household income (HK\$) | 千戶 (百分比)<br>'000 (%) | 千戶 (百分比)<br>'000 (%) | 千戶 (百分比)<br>'000 (%) |
| <b>1人 / person</b>                                |                      |                      |                      | <b>2人 / persons</b>                               |                      |                      |                      |
| < 4,000   | 126.4 (4.7)          | 133.1 (4.9)          | 133.1 (4.9)          | < 4,000   | 71.2 (2.7)           | 68.7 (2.6)           | 71.1 (2.6)           |
| 4,000 - 5,999                                     | 84.5 (3.2)           | 84.7 (3.1)           | 83.0 (3.1)           | 4,000 - 5,999                                     | 22.5 (0.8)           | 22.7 (0.8)           | 22.0 (0.8)           |
| 6,000 - 7,999                                     | 55.2 (2.1)           | 53.0 (2.0)           | 51.3 (1.9)           | 6,000 - 7,999                                     | 59.9 (2.2)           | 55.6 (2.1)           | 59.2 (2.2)           |
| 8,000 - 9,999                                     | 36.2 (1.4)           | 44.5 (1.7)           | 40.4 (1.5)           | 8,000 - 9,999                                     | 50.0 (1.9)           | 50.9 (1.9)           | 55.7 (2.1)           |
| 10,000 - 14,999                                   | 67.0 (2.5)           | 67.2 (2.5)           | 63.1 (2.3)           | 10,000 - 14,999                                   | 91.8 (3.4)           | 89.3 (3.3)           | 91.9 (3.4)           |
| 15,000 - 19,999                                   | 50.8 (1.9)           | 48.4 (1.8)           | 49.2 (1.8)           | 15,000 - 19,999                                   | 87.9 (3.3)           | 92.4 (3.4)           | 88.1 (3.3)           |
| 20,000 - 24,999                                   | 38.0 (1.4)           | 39.6 (1.5)           | 41.2 (1.5)           | 20,000 - 24,999                                   | 66.4 (2.5)           | 75.2 (2.8)           | 79.2 (2.9)           |
| 25,000 - 29,999                                   | 17.8 (0.7)           | 20.1 (0.7)           | 22.0 (0.8)           | 25,000 - 29,999                                   | 49.4 (1.8)           | 53.2 (2.0)           | 52.2 (1.9)           |
| 30,000 - 34,999                                   | 20.3 (0.8)           | 23.2 (0.9)           | 23.4 (0.9)           | 30,000 - 34,999                                   | 43.1 (1.6)           | 46.6 (1.7)           | 51.7 (1.9)           |
| 35,000 - 39,999                                   | 15.0 (0.6)           | 12.7 (0.5)           | 11.5 (0.4)           | 35,000 - 39,999                                   | 29.7 (1.1)           | 34.5 (1.3)           | 33.8 (1.3)           |
| 40,000 - 44,999                                   | 13.2 (0.5)           | 12.8 (0.5)           | 14.2 (0.5)           | 40,000 - 44,999                                   | 28.4 (1.1)           | 31.4 (1.2)           | 29.4 (1.1)           |
| 45,000 - 49,999                                   | 7.4 (0.3)            | 7.9 (0.3)            | 7.1 (0.3)            | 45,000 - 49,999                                   | 21.6 (0.8)           | 22.4 (0.8)           | 21.2 (0.8)           |
| 50,000 - 59,999                                   | 14.2 (0.5)           | 14.2 (0.5)           | 17.2 (0.6)           | 50,000 - 59,999                                   | 32.3 (1.2)           | 37.9 (1.4)           | 37.9 (1.4)           |
| 60,000 - 79,999                                   | 19.0 (0.7)           | 22.9 (0.9)           | 18.2 (0.7)           | 60,000 - 79,999                                   | 44.4 (1.7)           | 39.6 (1.5)           | 44.0 (1.6)           |
| ≥ 80,000  | 22.7 (0.8)           | 23.0 (0.9)           | 27.1 (1.0)           | ≥ 80,000  | 70.2 (2.6)           | 71.6 (2.7)           | 76.8 (2.8)           |
| 小計<br>Sub-total                                   | 587.6 (22.0)         | 607.4 (22.6)         | 602.0 (22.3)         | 小計<br>Sub-total                                   | 768.9 (28.7)         | 791.8 (29.4)         | 814.2 (30.2)         |
| 中位數 (港元)<br>Median (HK\$)                         | 9,100                | 9,000                | 9,400                | 中位數 (港元)<br>Median (HK\$)                         | 20,000               | 20,200               | 20,500               |

**表 9.4A 按住戶人數及每月入息劃分的家庭住戶數目 (不包括外籍家庭傭工) (續)**  
**Table 9.4A Domestic households by household size and monthly household income (excluding foreign domestic helpers) (Cont'd.)**

| 住戶人數/住戶<br>每月入息(港元)<br>Household size/Monthly<br>household income (HK\$) | 2020<br>第4季<br>Q4   | 2021<br>第3季<br>Q3   | 2021<br>第4季<br>Q4   | 住戶人數/住戶<br>每月入息(港元)<br>Household size/Monthly<br>household income (HK\$) | 2020<br>第4季<br>Q4   | 2021<br>第3季<br>Q3   | 2021<br>第4季<br>Q4   |
|--|---------------------|---------------------|---------------------|--|---------------------|---------------------|---------------------|
|  | 千戶(百分比)<br>'000 (%) | 千戶(百分比)<br>'000 (%) | 千戶(百分比)<br>'000 (%) |  | 千戶(百分比)<br>'000 (%) | 千戶(百分比)<br>'000 (%) | 千戶(百分比)<br>'000 (%) |
| 3人 / persons   |                     |                     |                     | 4人 / persons   |                     |                     |                     |
| < 4,000  | 13.9 (0.5)          | 14.9 (0.6)          | 12.8 (0.5)          | < 4,000  | 8.2 (0.3)           | 3.5 (0.1) †         | 4.1 (0.2)           |
| 4,000 - 5,999  | 5.5 (0.2)           | 4.3 (0.2)           | 2.5 (0.1) †         | 4,000 - 5,999  | 1.8 (0.1) †         | 1.1 (0.0) †         | 1.0 (0.0) †         |
| 6,000 - 7,999  | 10.6 (0.4)          | 6.3 (0.2)           | 7.7 (0.3)           | 6,000 - 7,999  | 2.9 (0.1) †         | 2.7 (0.1)           | 2.3 (0.1) †         |
| 8,000 - 9,999  | 17.5 (0.7)          | 14.5 (0.5)          | 10.7 (0.4)          | 8,000 - 9,999  | 6.0 (0.2)           | 4.6 (0.2)           | 4.0 (0.1) †         |
| 10,000 - 14,999  | 54.5 (2.0)          | 45.9 (1.7)          | 41.9 (1.6)          | 10,000 - 14,999  | 24.0 (0.9)          | 16.8 (0.6)          | 15.0 (0.6)          |
| 15,000 - 19,999  | 67.5 (2.5)          | 59.1 (2.2)          | 57.2 (2.1)          | 15,000 - 19,999  | 35.6 (1.3)          | 28.6 (1.1)          | 25.5 (0.9)          |
| 20,000 - 24,999  | 75.1 (2.8)          | 77.6 (2.9)          | 68.9 (2.6)          | 20,000 - 24,999  | 37.9 (1.4)          | 40.5 (1.5)          | 36.7 (1.4)          |
| 25,000 - 29,999  | 61.5 (2.3)          | 58.9 (2.2)          | 63.5 (2.4)          | 25,000 - 29,999  | 36.9 (1.4)          | 35.4 (1.3)          | 36.6 (1.4)          |
| 30,000 - 34,999  | 59.2 (2.2)          | 55.7 (2.1)          | 61.2 (2.3)          | 30,000 - 34,999  | 42.9 (1.6)          | 38.5 (1.4)          | 39.3 (1.5)          |
| 35,000 - 39,999  | 43.7 (1.6)          | 45.2 (1.7)          | 51.2 (1.9)          | 35,000 - 39,999  | 32.8 (1.2)          | 33.1 (1.2)          | 33.9 (1.3)          |
| 40,000 - 44,999  | 39.4 (1.5)          | 44.9 (1.7)          | 43.3 (1.6)          | 40,000 - 44,999  | 34.0 (1.3)          | 36.3 (1.3)          | 37.6 (1.4)          |
| 45,000 - 49,999  | 31.3 (1.2)          | 33.6 (1.2)          | 35.3 (1.3)          | 45,000 - 49,999  | 27.1 (1.0)          | 28.5 (1.1)          | 27.9 (1.0)          |
| 50,000 - 59,999  | 48.3 (1.8)          | 51.9 (1.9)          | 52.6 (1.9)          | 50,000 - 59,999  | 42.7 (1.6)          | 47.2 (1.8)          | 49.8 (1.8)          |
| 60,000 - 79,999  | 54.6 (2.0)          | 61.7 (2.3)          | 58.8 (2.2)          | 60,000 - 79,999  | 56.8 (2.1)          | 64.7 (2.4)          | 57.0 (2.1)          |
| 80,000 - 99,999  | 30.7 (1.1)          | 28.6 (1.1)          | 33.4 (1.2)          | 80,000 - 99,999  | 33.2 (1.2)          | 32.5 (1.2)          | 33.3 (1.2)          |
| ≥ 100,000  | 51.8 (1.9)          | 50.5 (1.9)          | 52.5 (1.9)          | ≥ 100,000  | 61.3 (2.3)          | 59.1 (2.2)          | 59.2 (2.2)          |
| 小計<br>Sub-total  | 665.2 (24.8)        | 653.6 (24.3)        | 653.6 (24.2)        | 小計<br>Sub-total  | 483.9 (18.1)        | 473.2 (17.6)        | 463.3 (17.2)        |
| 中位數(港元)<br>Median (HK\$)   | 31,500              | 33,800              | 35,000              | 中位數(港元)<br>Median (HK\$)   | 41,600              | 44,000              | 44,100              |

**表 9.4A 按住戶人數及每月入息劃分的家庭住戶數目 (不包括外籍家庭傭工) (續)**  
**Table 9.4A Domestic households by household size and monthly household income (excluding foreign domestic helpers) (Cont'd.)**

| 住戶人數/住戶<br>每月入息 (港元)<br>Household size/Monthly<br>household income (HK\$) | 2020<br>第4季<br>Q4    | 2021<br>第3季<br>Q3    | 2021<br>第4季<br>Q4    | 住戶人數/住戶<br>每月入息 (港元)<br>Household size/Monthly<br>household income (HK\$) | 2020<br>第4季<br>Q4    | 2021<br>第3季<br>Q3    | 2021<br>第4季<br>Q4    |
|---|----------------------|----------------------|----------------------|---|----------------------|----------------------|----------------------|
|   | 千戶 (百分比)<br>'000 (%) | 千戶 (百分比)<br>'000 (%) | 千戶 (百分比)<br>'000 (%) |   | 千戶 (百分比)<br>'000 (%) | 千戶 (百分比)<br>'000 (%) | 千戶 (百分比)<br>'000 (%) |
| 5人 / persons  |                      |                      |                      | ≥ 6人 / persons  |                      |                      |                      |
| < 8,000   | 2.1 (0.1) †          | 1.6 (0.1) †          | 1.1 (0.0) †          | < 8,000   | 0.9 (0.0) †          | ‡ (§)                | ‡ (§)                |
| 8,000 - 9,999   | 1.8 (0.1) †          | 0.7 (0.0) †          | 1.3 (0.0) †          | 8,000 - 9,999   | ‡ (§)                | ‡ (§)                | ‡ (§)                |
| 10,000 - 14,999   | 4.6 (0.2)            | 2.8 (0.1) †          | 3.3 (0.1)            | 10,000 - 14,999   | 1.5 (0.1) †          | 1.3 (0.0) †          | 1.4 (0.1) †          |
| 15,000 - 19,999   | 8.7 (0.3)            | 9.3 (0.3)            | 6.9 (0.3)            | 15,000 - 19,999   | 4.1 (0.2)            | 1.6 (0.1) †          | 2.5 (0.1) †          |
| 20,000 - 24,999   | 10.9 (0.4)           | 11.2 (0.4)           | 10.4 (0.4)           | 20,000 - 24,999   | 3.6 (0.1)            | 3.8 (0.1)            | 3.0 (0.1) †          |
| 25,000 - 29,999   | 9.8 (0.4)            | 9.0 (0.3)            | 7.7 (0.3)            | 25,000 - 29,999   | 3.8 (0.1)            | 5.2 (0.2)            | 4.1 (0.2)            |
| 30,000 - 34,999   | 9.0 (0.3)            | 8.9 (0.3)            | 10.0 (0.4)           | 30,000 - 34,999   | 3.9 (0.1)            | 3.7 (0.1)            | 3.2 (0.1) †          |
| 35,000 - 39,999   | 8.3 (0.3)            | 8.1 (0.3)            | 8.2 (0.3)            | 35,000 - 39,999   | 2.5 (0.1) †          | 3.9 (0.1)            | 4.4 (0.2)            |
| 40,000 - 44,999   | 7.1 (0.3)            | 6.6 (0.2)            | 7.9 (0.3)            | 40,000 - 44,999   | 3.0 (0.1) †          | 4.1 (0.2)            | 3.7 (0.1)            |
| 45,000 - 49,999   | 8.9 (0.3)            | 4.9 (0.2)            | 6.7 (0.2)            | 45,000 - 49,999   | 4.1 (0.2)            | 3.4 (0.1)            | 3.4 (0.1) †          |
| 50,000 - 59,999   | 12.1 (0.5)           | 12.2 (0.5)           | 12.0 (0.4)           | 50,000 - 59,999   | 5.1 (0.2) †          | 5.5 (0.2)            | 6.3 (0.2)            |
| 60,000 - 79,999   | 12.8 (0.5)           | 16.9 (0.6)           | 15.0 (0.6)           | 60,000 - 79,999   | 9.6 (0.4)            | 7.6 (0.3)            | 8.1 (0.3)            |
| 80,000 - 99,999   | 8.6 (0.3)            | 9.2 (0.3)            | 9.1 (0.3)            | 80,000 - 99,999   | 3.6 (0.1)            | 2.9 (0.1) †          | 3.7 (0.1)            |
| ≥ 100,000   | 14.7 (0.5)           | 15.5 (0.6)           | 14.1 (0.5)           | ≥ 100,000   | 5.8 (0.2)            | 5.6 (0.2)            | 7.0 (0.3)            |
| 小計<br>Sub-total   | 119.4 (4.5)          | 116.8 (4.3)          | 113.8 (4.2)          | 小計<br>Sub-total   | 52.0 (1.9)           | 49.3 (1.8)           | 51.0 (1.9)           |
| 中位數 (港元)<br>Median (HK\$)   | 42,600               | 45,200               | 45,000               | 中位數 (港元)<br>Median (HK\$)   | 46,800               | 45,100               | 48,700               |

**表 9.4A 按住戶人數及每月入息劃分的家庭住戶數目 (不包括外籍家庭傭工) (續)**  
**Table 9.4A Domestic households by household size and monthly household income (excluding foreign domestic helpers) (Cont'd.)**

| 住戶人數/住戶<br>每月入息(港元)   | 2020<br>第4季<br>Q4      |  | 2021<br>第3季<br>Q3      |  | 2021<br>第4季<br>Q4      |  |
|---|------------------------|--|------------------------|--|------------------------|--|
|   | 千戶 (百分比)<br>'000 (%)   | 千戶 (百分比)<br>'000 (%)   | 千戶 (百分比)<br>'000 (%)   | 千戶 (百分比)<br>'000 (%)   | 千戶 (百分比)<br>'000 (%)   | 千戶 (百分比)<br>'000 (%)   |
| 合計<br>Overall   | 所有住戶<br>All households | 從事經濟活動<br>的家庭住戶 <sup>(1)</sup><br>Economically active<br>households <sup>(1)</sup> | 所有住戶<br>All households | 從事經濟活動<br>的家庭住戶 <sup>(1)</sup><br>Economically active<br>households <sup>(1)</sup> | 所有住戶<br>All households | 從事經濟活動<br>的家庭住戶 <sup>(1)</sup><br>Economically active<br>households <sup>(1)</sup> |
| < 4,000   | 221.6 (8.3)            | 42.6 (2.0)   | 221.3 (8.2)            | 31.2 (1.5)   | 222.3 (8.2)            | 25.6 (1.2)   |
| 4,000 - 5,999   | 114.6 (4.3)            | 20.2 (1.0)   | 113.2 (4.2)            | 18.5 (0.9)   | 108.7 (4.0)            | 13.0 (0.6)   |
| 6,000 - 7,999   | 129.5 (4.8)            | 35.9 (1.7)   | 118.2 (4.4)            | 28.1 (1.3)   | 120.5 (4.5)            | 23.5 (1.1)   |
| 8,000 - 9,999   | 111.9 (4.2)            | 44.7 (2.1)   | 115.5 (4.3)            | 37.2 (1.8)   | 112.0 (4.2)            | 35.5 (1.7)   |
| 10,000 - 14,999   | 243.5 (9.1)            | 178.8 (8.5)  | 223.4 (8.3)            | 153.6 (7.4)  | 216.6 (8.0)            | 145.6 (7.0)  |
| 15,000 - 19,999   | 254.6 (9.5)            | 231.7 (11.0)   | 239.3 (8.9)            | 208.5 (10.0)   | 229.5 (8.5)            | 203.2 (9.8)  |
| 20,000 - 24,999   | 231.8 (8.7)            | 217.7 (10.3)   | 247.9 (9.2)            | 231.3 (11.1)   | 239.5 (8.9)            | 222.7 (10.7)   |
| 25,000 - 29,999   | 179.2 (6.7)            | 171.7 (8.1)  | 181.9 (6.8)            | 173.8 (8.3)  | 186.0 (6.9)            | 177.9 (8.6)  |
| 30,000 - 34,999   | 178.3 (6.7)            | 173.3 (8.2)  | 176.6 (6.6)            | 169.8 (8.1)  | 188.8 (7.0)            | 180.0 (8.7)  |
| 35,000 - 39,999   | 132.0 (4.9)            | 128.2 (6.1)  | 137.4 (5.1)            | 133.8 (6.4)  | 143.0 (5.3)            | 139.8 (6.7)  |
| 40,000 - 44,999   | 125.1 (4.7)            | 122.0 (5.8)  | 136.0 (5.1)            | 132.2 (6.3)  | 136.1 (5.0)            | 133.4 (6.4)  |
| 45,000 - 49,999   | 100.4 (3.7)            | 97.0 (4.6)   | 100.7 (3.7)            | 98.5 (4.7)   | 101.7 (3.8)            | 98.7 (4.7)   |
| 50,000 - 59,999   | 154.8 (5.8)            | 151.1 (7.2)  | 168.9 (6.3)            | 165.1 (7.9)  | 175.8 (6.5)            | 172.8 (8.3)  |
| 60,000 - 79,999   | 197.2 (7.4)            | 195.1 (9.3)  | 213.4 (7.9)            | 210.5 (10.1)   | 201.1 (7.5)            | 197.8 (9.5)  |
| 80,000 - 99,999   | 109.9 (4.1)            | 108.8 (5.2)  | 106.0 (3.9)            | 104.4 (5.0)  | 115.0 (4.3)            | 112.4 (5.4)  |
| ≥ 100,000   | 192.5 (7.2)            | 188.6 (8.9)  | 192.6 (7.2)            | 188.6 (9.0)  | 201.3 (7.5)            | 198.3 (9.5)  |
| 總計<br>Total   | 2 676.9 (100.0)        | 2 107.4 (100.0)  | 2 692.1 (100.0)        | 2 085.4 (100.0)  | 2 697.7 (100.0)        | 2 080.2 (100.0)  |
| 中位數 (港元)<br>Median (HK\$)   |                        |  |                        |  |                        |  |
| 公營租住房屋<br>Public rental housing   | 17,000                 | 22,000   | 18,300                 | 23,900   | 19,000                 | 24,900   |
| 資助自置居所房屋 <sup>(2)</sup><br>Subsidised home ownership housing <sup>(2)</sup> | 25,000                 | 31,100   | 27,000                 | 34,800   | 27,900                 | 34,800   |
| 私人永久性房屋 <sup>(3)</sup><br>Private permanent housing <sup>(3)</sup>          | 35,300                 | 44,000   | 35,900                 | 45,000   | 36,000                 | 45,400   |
| 合計 <sup>(4)</sup><br>Overall <sup>(4)</sup>                                 | 25,500                 | 32,600   | 26,500                 | 34,500   | 27,400                 | 35,100   |

註釋：(1) 從事經濟活動的家庭住戶是指家庭住戶內除外籍家庭傭工外，至少有一名成員從事經濟活動。

(2) 包括香港房屋委員會的居者有其屋計劃、中等入息家庭房屋計劃、私人機構參建居屋計劃、綠表置居計劃、可租可買計劃及重建置業計劃下興建的屋宇單位，以及租者置其屋計劃下出售的屋宇單位。亦包括香港房屋協會的住宅發售計劃、夾心階層住屋計劃及資助出售房屋項目下興建的屋宇單位；及市區重建局資助出售房屋計劃的屋宇單位。自2002年第1季起，可在公開市場買賣的資助出售單位，則不包括在內。

(3) 包括私人房屋、香港房屋協會的市區改善計劃下興建的屋宇單位、別墅/平房/新型村屋、簡單磚石蓋搭建築物/傳統村屋及非住宅樓宇內的屋宇單位。自2002年第1季起，可在公開市場買賣的資助出售單位亦包括在內。

(4) 包括臨時房屋。

Notes: (1) Economically active household is a domestic household with at least one member (excluding foreign domestic helpers) being economically active.

(2) Includes flats built under the Home Ownership Scheme, Middle Income Housing Scheme, Private Sector Participation Scheme, Green Form Subsidised Home Ownership Scheme, Buy or Rent Option Scheme and Mortgage Subsidy Scheme, and flats sold under the Tenants Purchase Scheme of the Hong Kong Housing Authority. Also includes flats built under the Flat for Sale Scheme, Sandwich Class Housing Scheme and Subsidised Sale Flats Projects of the Hong Kong Housing Society; and flats in Urban Renewal Authority Subsidised Sale Flats Scheme. As from Q1 2002, subsidised sale flats that can be traded in open market are excluded.

(3) Includes private housing blocks, flats built under the Urban Improvement Scheme of the Hong Kong Housing Society, villas/bungalows/modern village houses, simple stone structures/traditional village houses and quarters in non-residential buildings. As from from Q1 2002, subsidised sale flats that can be traded in open market are also put under this category.

(4) Includes temporary housing.



## 第 2 部 統計調查方法 PART II SURVEY METHODOLOGY

### 1. 統計調查的涵蓋範圍及樣本設計

1.1 「綜合住戶統計調查」是一項持續進行的抽樣統計調查，涵蓋全港陸上非住院人口，因而並不包括：

- (a) 公共機構／社團院舍的住院人士<sup>1</sup>；及
- (b) 水上居民。

這項統計調查的涵蓋範圍約佔居港人口（包括常住居民<sup>2</sup>及流動居民<sup>3</sup>）的 99%。

註釋：1. 自2006年1月起，「綜合住戶統計調查」的涵蓋範圍不包括居於私人安老院的人士。是次變動旨在更能準確地反映「綜合住戶統計調查」作為一個只涵蓋陸上非住院人口的統計調查。

2. 「常住居民」指兩類人士：（一）在統計時點之前的6個月內，在港逗留最少3個月，又或在統計時點之後的6個月內，在港逗留最少3個月的香港永久性居民，不論在統計時點他們是否身在香港；及（二）在統計時點身在香港的香港非永久性居民。

3. 對於不是「常住居民」的香港永久性居民，如他們在統計時點之前的6個月內，在港逗留最少1個月但少於3個月，又或在統計時點之後的6個月內，在港逗留最少1個月但少於3個月，不論在統計時點他們是否身在香港，會被界定為「流動居民」。

根據「居住人口」的編製方法，旅客並不包括在香港人口內。

1.2 「綜合住戶統計調查」的抽樣單位，在已建設地區內是永久性屋宇單位，而在非建設地區內則是小區。

### 1. Survey Coverage and Sample Design

1.1 The General Household Survey (GHS) is a sample survey conducted on a continuous basis. It covers the land-based non-institutional population of Hong Kong and thus does not cover:

- (a) inmates of institutions<sup>1</sup>; and
- (b) persons living on board vessels.

The survey thus covers about 99% of the Hong Kong Resident Population (i.e. including both Usual Residents<sup>2</sup> and Mobile Residents<sup>3</sup>).

Notes: 1. Starting from January 2006, persons living in private elderly homes are excluded from the coverage of the GHS. The purpose of the change is to better reflect the nature of the GHS being a survey covering only the land-based non-institutional population.

2. “Usual Residents” refer to two categories of people: (1) Hong Kong Permanent Residents who have stayed in Hong Kong for at least 3 months during the 6 months before or for at least 3 months during the 6 months after the reference time-point, regardless of whether they are in Hong Kong or not at the reference time-point; and (2) Hong Kong Non-permanent Residents who are in Hong Kong at the reference time-point.

3. For those Hong Kong Permanent Residents who are not “Usual Residents”, they are classified as “Mobile Residents” if they have stayed in Hong Kong for at least 1 month but less than 3 months during the 6 months before or for at least 1 month but less than 3 months during the 6 months after the reference time-point, regardless of whether they are in Hong Kong or not at the reference time-point.

Under the “resident population” approach, visitors are not included in the Hong Kong Population.

1.2 The sampling units for the GHS are permanent quarters in built-up areas and segments in non-built-up areas.

1.3 「綜合住戶統計調查」採用政府統計處設立的屋宇單位框作為抽樣框，當中包括兩部分：(i) 屋宇單位檔案庫和 (ii) 小區檔案庫。屋宇單位檔案庫載有在已建設地區內（包括市區、新市鎮和其他主要發展區）所有永久性屋宇單位地址的電腦化記錄。每個屋宇單位均以一個獨有的地址作識別，並詳列街道名稱、大廈名稱、層數和單位號碼。

1.4 小區檔案庫載有在非建設地區內的小區的記錄，有關記錄以相對較永久和可辨認的標記（例如小徑和河流）來劃分。每個小區約有 10 個屋宇單位。由於在非建設地區內的屋宇單位未必有明確的地址，以致未能個別識別，故此以小區作為在非建設地區內的抽樣單位的安排是有必要的。

1.5 就「綜合住戶統計調查」而言，本港所有供居住用途的永久性屋宇單位和小區內的屋宇單位，均涵蓋在內。

1.6 「綜合住戶統計調查」採用「循環式複樣本」設計。按照這個抽樣方式，每月所採用的樣本中，約有一半被抽中的屋宇單位內的住戶在 3 個月前曾經接受訪問。使用重疊樣本，加上循環的特點，不但有助於作不同時間的比較時，對變動上的估計更為準確，而且亦有助對受訪者的負擔作出控制。

1.7 在屋宇單位框內的記錄，首先以所屬地區及屋宇單位類別（小區檔案庫的記錄只會按地區排序）分層，然後使用等距複樣本抽樣法，利用不重複的隨機號碼，有系統地按固定間距從抽樣框抽選屋宇單位，組成複樣本 (replicate)。

1.8 利用上述的抽樣方法，便可以將屋宇單位框分為大量的複樣本，每個複樣本由約 500 個屋宇單位（包括永久性屋宇單位和小區內的屋宇單位）組成。

1.9 在每月進行的「綜合住戶統計調查」中，會抽選 18 個複樣本接受訪問，其中 9 個是來自對上一季的複樣本，其餘 9 個則是新抽選的複樣本。在被抽中的屋宇單位內，所有的常住居民及流動居民均被問及關於個人、勞動力和住戶特徵的資料。統計調查採用「移動統計時點」的搜集資料方法。

1.3 The GHS makes use of the frame of quarters maintained by the Census and Statistics Department as the sampling frame. The frame consists of two parts: (i) Register of Quarters (RQ) and (ii) Register of Segments (RS). The RQ contains computerised records of all addresses of permanent quarters in built-up areas (including urban areas, new towns and other major developed areas). Each unit of quarters is identified by a unique address with details such as street name, building name, floor number and flat number.

1.4 The RS contains records of segments in non-built-up areas which are delineated by relatively permanent and identifiable landmarks such as footpath and river. There are about 10 quarters in each segment. The use of segments as the sampling unit in non-built-up areas is necessary since the quarters in these areas may not have clear addresses and cannot readily be identified individually.

1.5 For the purpose of the GHS, all permanent quarters and quarters in segments which are for residential purpose in Hong Kong are covered.

1.6 A rotational replicate sample design is adopted in the GHS such that households in about half of the sampled quarters in the current month were enumerated 3 months ago. The overlapping of samples, coupled with the rotational feature, leads to more precise estimation of changes over time on the one hand, and facilitates the control of respondents' burden on the other.

1.7 Records in the frame of quarters are first stratified by geographical area and type of quarters (records in the RS are sorted by geographical area only). Systematic replicate sampling is then applied for sample selection based on which quarters are drawn systematically to form replicates according to fixed sampling interval by making use of non-repetitive random numbers.

1.8 By using the sampling method mentioned above, the frame of quarters is divided into a large number of replicates comprising about 500 quarters (including both permanent quarters and quarters in segments) each.

1.9 In the GHS, 18 replicates are selected for enumeration in each month, of which 9 are retained from the preceding quarter and 9 are newly selected. Information on personal, labour force and household characteristics is collected from all Usual Residents and Mobile Residents in the sampled quarters where appropriate. A “shifting survey moment” approach is applied.

## 2. 統計調查問卷

2.1 問卷旨在搜集有關勞動人口特徵的詳細資料。用以計算勞動人口、就業、失業和就業不足數字所採用的概念和定義，均遵照國際勞工組織的建議。

2.2 問卷包括下列資料項目：

### 住戶資料

1. 屋宇單位類型
2. 單位內的住戶數目
3. 住戶類型
4. 居所類型
5. 居所租住權
6. 住戶每月租金（包括差餉及地租）
7. 住戶成員人數
8. 上月的住戶入息

### 個人資料

9. 與戶主關係
10. 年齡
11. 性別
12. 婚姻狀況
13. 教育程度
14. 統計前 7 天內的經濟活動身分
15. 上月的非就業入息

### 與就業相關資料

#### 就業人士：

16. 行業
17. 職業
18. 統計前 7 天內的工作時數
19. 上月的就業收入
20. 通常工作地點

#### 失業人士：

21. 統計前 7 天內可否隨時工作
22. 不能隨時工作的原因
23. 統計前 30 天內有否找尋工作
24. 沒有找尋工作的原因
25. 找尋工作所曾採取的行動
26. 持續失業的時間
27. 離開上一份工作的原因
28. 以前從事的行業
29. 以前從事的職業

## 2. Survey Questionnaire

2.1 The questionnaire is designed to collect detailed information on labour force characteristics. The concepts and definitions used in measuring labour force, employment, unemployment and underemployment follow closely the recommendations of the International Labour Organization (ILO).

2.2 Data items included in the questionnaire are:

### Household information

1. Type of quarters
2. Number of households in the quarters
3. Type of household
4. Type of accommodation
5. Tenure of accommodation
6. Monthly household rent (including rates and Government rent)
7. Number of members in the household
8. Household income in the last month

### Personal information

9. Relationship to head of household
10. Age
11. Sex
12. Marital status
13. Educational attainment
14. Economic activity status during the 7 days before enumeration
15. Non-employment income in the last month

### Employment-related information

#### Employed persons :

16. Industry
17. Occupation
18. Number of hours worked during the 7 days before enumeration
19. Employment earnings in the last month
20. Usual place of work

#### Unemployed persons :

21. Whether available for work during the 7 days before enumeration
22. Reason for not available for work
23. Whether seeking work during the 30 days before enumeration
24. Reason for not seeking work
25. Action taken to seek work
26. Duration of unemployment
27. Reason for leaving previous job
28. Previous industry
29. Previous occupation

就業不足人士：

30. 統計前 7 天內工作少於 35 小時的原因
31. 統計前 7 天內可否擔任更多工作
32. 統計前 30 天內有否找尋更多工作
33. 找尋更多工作所曾採取的行動

*Underemployed persons :*

30. Reason for working less than 35 hours during the 7 days before enumeration
31. Whether available for additional work in the 7 days before enumeration
32. Whether seeking additional work during the 30 days before enumeration
33. Action taken to seek additional work

### 3. 搜集資料方法

3.1 在每一統計周期開始前，本處會發出通知書予獲抽選的永久性屋宇單位，向居於屋宇單位內的住戶說明統計調查的目的及邀請其合作。至於居住在非建設地區內的獲抽選小區的住戶，本處亦會發信予有關區域的民政事務處，尋求其協助通知有關住戶。

3.2 由於此項統計調查採用「循環式複樣本」設計，當月所抽選的屋宇單位樣本，約有半數的個案在 3 個月前曾經接受訪問，而另外半數則為新抽選的屋宇單位。本處統計員會造訪新抽選個案的住戶，以面談訪問方式搜集所需的資料。至於再次訪問的個案，本處統計員會盡可能以電腦輔助電話訪問方式來搜集有關資料。除上門及以電腦輔助電話進行訪問外，獲抽選的住戶亦可自行填報網上問卷向本處提供資料。

3.3 「綜合住戶統計調查」採用了結構完善的問卷以搜集所需的數據，從而客觀和準確地界定被訪者的經濟活動身分。

3.4 為確保所搜集資料的素質，所有完成的問卷都要經過不同階段的檢定程序，有問題的個案再由外勤統計員覆核。另外亦採取各種措施，以盡量避免錯漏。

### 3. Data Collection Method

3.1 At the start of each survey cycle, notification letters are sent to the sampled permanent quarters to explain the purpose of the survey to the households therein and to seek their co-operation. Letters are also sent to the district offices concerned to solicit their assistance in informing households in the sampled segments in non-built-up areas.

3.2 As the rotational replicate sample design is adopted in the survey, about half of the sampled quarters in the current month are cases enumerated 3 months ago, while another half are newly selected quarters. For newly selected cases, our field officers will visit the households concerned to collect the required information by face-to-face interviewing. For repeated cases, our field officers will collect the required information by Computer-Assisted Telephone Interviewing (CATI) as far as possible. In addition to face-to-face interviewing and CATI, Online Questionnaire is available for sampled households to supply their information over the Internet.

3.3 A well-structured questionnaire is adopted in the GHS to collect the required data for classifying the economic activity status of the respondents objectively and accurately.

3.4 To safeguard the quality of the collected data, completed questionnaires are subject to editing processes and the doubtful cases are verified by field officers. Various measures are adopted to avoid mistakes as far as practicable.

## 4. 估算方法和季節性調整

4.1 「綜合住戶統計調查」採用廣義迴歸法估算有關人口及住戶的估計數字。估算過程中應用獨立編製的按性別和年齡劃分的人口估計數字作為對照總數，並因應不同房屋類型及地區的回應率，作出合適的統計調整。估計數字會於翌年 8 月基於最終人口估計數字作出例行修訂。

4.2 失業情況是會受不同季節性因素所影響，例如暑假期間會有較多首次求職人士、農曆新年假期後會有較多人轉工及某些行業在不同季節會有淡、旺季之分而導致所需人手亦有所不同。應用季節性調整方法所編製的經季節性調整的失業率，可將這些季節性因素撇除，以便更能分析和比較不同時間的失業率數字。經季節性調整的失業率亦更能確切反映失業率的趨勢。

4.3 經季節性調整失業率數字是按「X-12 自迴歸—求和—移動平均 (X-12 ARIMA)」方法編製。「X-12 自迴歸—求和—移動平均」方法改良自「X-11 自迴歸—求和—移動平均」方法，能提供更佳的模型建造及模型評估能力。

4.4 由於就業不足統計數字並沒有可辨認的季節性模式，故此就業不足率的數列不作季節性調整。

4.5 就業和失業人數的估計數字不作季節性調整，以確切反映在全港人口內的就業和失業人士的實際數目。

## 4. Estimation and Seasonal Adjustment

4.1 A generalised regression method is used in deriving both person-based and household-based estimates. In the estimation process, independent population estimates by sex and age are used as control totals and appropriate statistical adjustments are made to account for the differences in response rates across housing types and districts. A routine revision on the estimates will be made in August of the following year based on the final population estimates available then.

4.2 Unemployment is subject to the effects of seasonal variations such as increase in the number of first-time job-seekers during summer vacation, increase in the number of persons changing jobs after the Lunar New Year, and varying manpower requirements due to seasonal ups and downs in business activities in some sectors. By applying seasonal adjustment to the series of unemployment rate, such seasonal variations will be removed, enabling figures for different periods to be analysed and compared in a more meaningful manner. Also, it facilitates discernment of the underlying trend of the unemployment rate.

4.3 The seasonally adjusted unemployment rate is compiled by the X-12 ARIMA method. The X-12 ARIMA method is an update to the X-11 ARIMA method with enhanced modelling and diagnostic capabilities.

4.4 Seasonal adjustment is not done for the series of underemployment rate as there is no identifiable seasonality in the underemployment statistics.

4.5 The estimated number of employed and unemployed persons are not seasonally adjusted so as to better correspond to the actual number of employed and unemployed persons that can be found in the population of Hong Kong.

## 5. 統計數字的發布和修訂

5.1 政府統計處透過新聞公告，每月發布最新按移動 3 個月期間編製的失業及就業不足的摘要統計數字。為了盡快提供上述的統計數字，有關某 3 個月期間的勞動人口臨時主要統計數字（包括整體勞動人口、就業人數、失業人數、就業不足人數、整體經季節性調整的失業率及整體就業不足率）會於該統計期後約半個月內發布，而詳細統計數字則於這 3 個月期間後約一個半月內發布。

5.2 除按月新聞公告和政府統計處網站內所提供的勞動人口主要統計數字外，政府統計處按季出版本系列的統計報告。報告內刊載有關勞動人口數目及結構和就業、失業與就業不足人士的人口和社會經濟特徵，以及就業人士的工作時數及就業收入等詳細資料。除按季統計報告所列載的統計表外，政府統計處亦會在適當的情況下，提供一些更詳盡的統計表，供公眾參閱。

5.3 由於以下的原因，某一年的勞動人口統計數字在翌年的 8 月會作出例行修訂：

- a) 人口估計的例行修訂 — 在「居住人口」方法下，某一年內所有的最終人口估計，只在翌年的 8 月才可備妥。
- b) 使用「X-12 自迴歸—求和—移動平均 (X-12 ARIMA)」方法編製的季節性因子的例行修訂 — 當某一年內所有移動 3 個月期間的修訂勞動人口統計數字備妥後，會重新估算季節性因子，而該年的所有移動 3 個月期間的經季節性調整失業率數列亦需作出相應的例行修訂。

修訂後的勞動人口統計數字於本統計報告系列下一年出版的第 2 季刊公布。

5.4 勞動人口統計數字亦會因應在完成人口普查／中期人口統計後所得的最終人口估計作最後的修訂。

## 5. Dissemination and Revision of Statistics

5.1 Summary statistics on unemployment and underemployment covering the latest moving 3-month period are published every month via a press release by the Census and Statistics Department (C&SD). In order to provide such statistics as timely as possible, provisional key labour force statistics (including the total labour force, total numbers of employed, unemployed and underemployed persons, overall seasonally adjusted unemployment rate and overall underemployment rate) for a 3-month period are first published at a time lag of about half a month, while detailed statistics are published about 1.5 months after the end of the 3-month period concerned.

5.2 Apart from the monthly press releases and key labour force statistics available on the C&SD website, the C&SD publishes this series of reports providing detailed information on the size and composition of the labour force, demographic and socio-economic characteristics of the employed, unemployed and underemployed populations as well as the hours of work and employment earnings of the employed persons on a calendar quarterly basis. More detailed tabulations than those contained in the quarterly reports are also available for public reference where applicable.

5.3 The labour force statistics in a given year are subject to routine revision in August of the following year arising from:

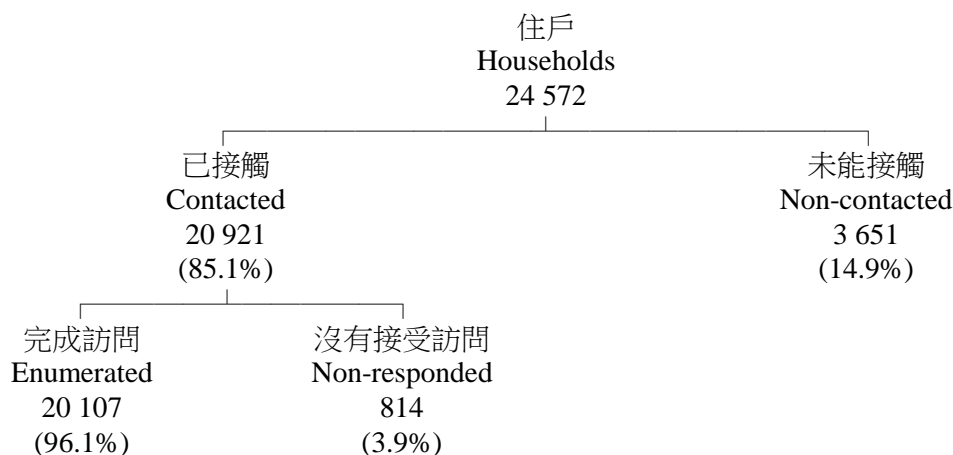
- a) Routine revision to population estimates — under the “resident population” approach, all population estimates for a given year can only be finalised in August of the following year.
- b) Routine revision to seasonal factors compiled using the X-12 ARIMA method — the series of seasonally adjusted unemployment rate in respect of all moving 3-month periods in a given calendar year is subject to routine revision later, when the finalised labour force statistics for all moving 3-month periods in that year are available to enable re-estimation of the final seasonal factors.

Such revised labour force statistics are released in the Q2 issue of this report series in the following year.

5.4 The labour force statistics are subject to final revision when the population estimates are finalised subsequent to the conduct of the Population Census/By-census.

## 6. 訪問結果

6.1 於 2021 年第 4 季的統計調查樣本內，在有人居住的 24 541 個屋宇單位中，共有 24 572 個住戶。統計調查的訪問結果概列如下：



## 6. Enumeration Experience

6.1 In the Q4 2021 round of the survey, a total of 24 572 households were found in the sample of 24 541 occupied quarters. The enumeration experience of the survey is summarised below:

## 7. 估計的可靠性

7.1 「綜合住戶統計調查」的結果受抽樣誤差和非抽樣誤差影響。本報告所載的估計是根據一個特定樣本所得的資料編製。以同樣的抽樣方式，可抽選出許多大小相同的可能樣本，而是項統計調查的樣本為眾多樣本的其中之一。由於每次抽選的樣本都會略有不同，因此不同樣本得出的估計亦互有差異。「抽樣誤差」正是計算這些差異的統計量數，可用以量度從一個特定樣本所得的估計在估算總體數據方面的精確程度。

7.2 本報告在比較各種變數估計的精確程度時，採用了離中系數。離中系數的計算方法，是將標準誤差除以有關估計，再以百分比表示。標準誤差是根據統計原理所訂的公式計算。一般來說，標準誤差與總體內各元素的變異、樣本規模和樣本設計相關。

## 7. Reliability of the Estimates

7.1 Results of the GHS are subject to sampling error and non-sampling error. The estimates contained in this report were based on information obtained from a particular sample, which was one of a large number of possible samples of the same size that could be selected using the same sample design. By chance, estimates derived from different samples would differ from each other. The “sampling error” is a measure of these variations and is thus a measure of the precision with which an estimate derived from a particular sample would approximate the population parameter to be measured.

7.2 For comparing the precision of the estimates of various variables in this report, the *coefficient of variation* (CV) is used. CV is obtained by expressing the *standard error* (SE) as a percentage of the estimate to which it refers. In turn, the SE is computed according to a formula which is established on the basis of statistical theory. Generally speaking, the SE is related to the variability of the elements in the population, the size of the sample and the sample design adopted for the survey.

7.3 由於抽樣誤差甚大，數目少於 500 的估計（包括數值為零的數字）或基於這些估計而編製的相關統計數字（如百分比、比率和中位數），在本報告的統計表內不予公布，並註上符號 ‡ 作識別。離中系數超過 20% 的其他估計則註上符號 †，顯示有關估計的抽樣誤差較大，須謹慎闡釋。

7.4 須注意，雖然本報告中按住戶人數劃分的估計數字的離中系數一般相對較小，但任何兩段期間的按住戶人數劃分的估計數字的轉變，例如按住戶人數劃分的家庭住戶每月入息中位數的按年變動，可能有較大的抽樣誤差，必須小心闡釋。

7.5 本報告所載列的主要變數估計的離中系數如下：

7.3 In this report, estimates less than 500 (including zero figures) or related statistics derived based on such estimates (e.g. percentages, rates and median) are not released due to very large sampling errors and they are marked with the symbol ‡. As for other estimates with coefficient of variation (CV) greater than 20%, they are marked with the symbol † and should be interpreted with care due to relatively large sampling errors.

7.4 It should be noted that while the CVs for the estimates by household size in the report are generally relatively small, the changes in estimates by household size between any two periods (e.g. year-on-year change in median monthly domestic household income by household size) may be subject to relatively large sampling errors and should be interpreted with care.

7.5 The CV of the estimates of the main variables presented in this report are given below:

| <u>變數</u><br><u>Variable</u>                           | <u>估計</u><br><u>Estimate</u> | <u>離中系數</u><br><u>CV</u><br>(%) |
|--|------------------------------|---------------------------------|
| 勞動人口<br>Labour force                                   | 3 824 000                    | 0.3                             |
| 失業人數<br>Unemployed persons                             | 143 300                      | 3.3                             |
| 就業不足人數<br>Underemployed persons                        | 66 800                       | 4.6                             |
| 勞動人口參與率<br>Labour force participation rate             | 58.8%                        | 0.3                             |
| 失業率（經季節性調整）<br>Unemployment rate (seasonally adjusted) | 3.9%                         | 3.3                             |
| 就業不足率<br>Underemployment rate                          | 1.7%                         | 4.7                             |



## 第 3 部 用語及定義

### PART III TERMS AND DEFINITIONS

**年齡**：指某人在出生後所度過的完整年數。

**Age** refers to the number of complete years a person has passed since his/her birth date.

**家庭住戶**：指一群住在一起及分享生活所需的人士，他們之間不一定有親戚關係。自己單獨安排生活所需的個別人士亦當為一戶，即「單人住戶」。成員只有非香港居民或流動居民的住戶並不會被界定為家庭住戶。

**Domestic household** consists of a group of persons who live together and make common provision for essentials for living. These persons need not be related. If a person makes provision for essentials for living without sharing with other persons, he/she is also regarded as a household. In this case, the household is a one-person household. Households comprising only non-Hong Kong residents or Mobile Residents are not classified as domestic households.

**經濟活動身分**：人口可劃分為從事經濟活動人口（即勞動人口）及非從事經濟活動人口兩大類。

**Economic activity status**: The population can be divided into two main groups, economically active population (that is the labour force) and economically inactive population.

**從事經濟活動人口**，即**勞動人口**，可再分為就業人口及失業人口。（詳情請參閱**勞動人口**。）

The **economically active population**, synonymous with the **labour force**, comprises the employed population and the unemployed population. (Please see **Labour force** for details.)

**非從事經濟活動人口**：包括所有在統計前 7 天內並無職位亦無工作的人士，在這 7 天內正在休假的人士及失業人士除外。料理家務者、退休人士及所有 15 歲以下人士等均包括在內。

The **economically inactive population** is made up of those persons who have not had a job and have not been at work during the 7 days before enumeration, excluding persons who have been on leave/holiday during the 7-day period and persons who are unemployed. Persons such as home-makers, retired persons and all those below the age of 15 are thus included.

**從事經濟活動的家庭住戶**是指家庭住戶內除外籍家庭傭工外，至少有一名成員從事經濟活動。

**Economically active household** is a domestic household with at least one member (excluding foreign domestic helpers) being economically active.

**非從事經濟活動的家庭住戶**是指家庭住戶內除外籍家庭傭工外，所有成員皆非從事經濟活動（例如料理家務者、退休人士及15歲以下人士）。

**Economically inactive household** is a domestic household with all members (excluding foreign domestic helpers) being economically inactive (e.g. home-makers, retired persons and those below the age of 15).

**教育程度**：指某人在學校或其他教育機構修讀達到的最高教育水平，不論他／她有否完成該課程。計算教育程度時只包括正式課程。正式課程須符合下列準則：

**Educational attainment** refers to the highest level of education ever attained by a person in school or other educational institution, regardless of whether he/she had completed the course. Only formal courses are counted as educational attainment. A formal course must satisfy the following criteria:

- 1) 最少為期一個學年。
- 2) 入學須具備指定的學歷資格（香港公開大學的非學位、副學位、學位及研究生課程除外）。
- 3) 設有考試或指定評核成績的程序。

教育程度分類如下：

**小學及以下：**包括未受教育、所有幼稚園及幼兒中心班級及所有小學的一至六年級。

**初中：**包括所有中學的一至三年級。

**高中：**包括所有中學舊學制的四至七年級及新學制的四至六年級或同等程度，毅進計劃／毅進文憑以及工藝程度教育。

**專上教育 – 文憑／證書：**包括本地及非本地教育機構的證書及文憑程度課程。

**專上教育 – 副學位：**包括本地及非本地教育機構的高級證書、高級文憑、專業文憑、副學士、副學士先修、增修證書、院士銜或同等課程及其他非學位課程。

**專上教育 – 學位：**包括本地及非本地教育機構的學士學位課程、修課形式研究院程度課程及研究形式研究院程度課程。

**工作時數：**指一名就業人士在統計前 7 天內用於所有工作的實際工作時數，包括在工作地點的全部有薪及無薪的工作時數，但用膳時間則不包括在內。

**住戶人數：**指家庭住戶內的住戶成員人數。

**行業：**指統計前 7 天內受訪者工作機構的活動類別。「綜合住戶統計調查」現時依照「香港標準行業分類 2.0 版」的主要類別，把就業人士從事的行業及失業人士以前從事的行業分類。詳細資料可參閱《香港標準行業分類 2.0 版》手冊，該手冊可於政府統計處網站 (<http://www.censtatd.gov.hk/tc/EIndexbySubject.html?pcode=B2XX0005&rcode=452>) 免費下載（PDF 格式）。

- 1) It lasts for at least one academic year.
- 2) It has specific academic qualifications for entrance (except sub-degree, associate degree, degree and post-graduate courses offered by the Open University of Hong Kong).
- 3) It includes examinations or specific academic assessment procedures.

Educational attainment is classified as follows:

**Primary and below:** Including no schooling, all classes in kindergartens and child care centres, and Primary 1-6 in all educational institutions.

**Lower Secondary:** Including Secondary 1-3 in all educational institutions.

**Upper Secondary:** Including Secondary 4-7 of old academic structure, Secondary 4-6 of new academic structure or equivalent in all educational institutions, Project Yi Jin/Yi Jin Diploma and craft level.

**Post-secondary - diploma/certificate:** Including Certificate and Diploma level courses in local or non-local institutions.

**Post-secondary - sub-degree:** Including Higher Certificate, Higher Diploma, Professional Diploma, Associate Degree, Pre-Associate Degree, Endorsement Certificate, Associateship or equivalent courses and other non-degree level courses in local or non-local institutions.

**Post-secondary - degree:** Including all first degree, taught postgraduate and research postgraduate courses in local or non-local institutions.

**Hours of work** refer to the number of hours which an employed person actually worked in all employment during the 7 days before enumeration. All paid and unpaid hours worked at the place of work are included, but meal breaks are excluded.

**Household size** refers to the number of household members in a domestic household.

**Industry** refers to the activity of the establishment in which the respondent worked during the 7 days before enumeration. The General Household Survey currently follows the major industry groups of the Hong Kong Standard Industrial Classification V2.0 to classify the industry of an employed person or the previous industry of an unemployed person. Detailed information can be obtained from the manual *Hong Kong Standard Industrial Classification Version 2.0*, which can be downloaded (in PDF format) free of charge from the website of C&SD at <http://www.censtatd.gov.hk/en/EIndexbySubject.html?pcode=B2XX0005&rcode=452>.

**製造：**包括食品、飲品、煙草、紡織品、成衣、皮革製品及鞋類、木製品、紙製品、印刷、化學品、藥品、橡膠及塑膠產品、非金屬礦產製品、金屬製品、電腦、電子及光學產品、電器設備、機械設備及傢具的製造；與機械及設備的維修及安裝。

**建造：**包括樓宇建造；土木工程；清拆及地盤預備工程；建築物設備安裝及保養與樓房裝飾、修葺及保養。

**進出口貿易及批發：**包括各類進出口貿易與批發。

**零售、住宿及膳食服務：**包括各類零售；短期住宿活動（包括酒店、賓館、旅舍及其他提供短期住宿服務的機構單位）；與餐飲服務活動。

**運輸、倉庫、郵政及速遞服務、資訊及通訊：**包括陸路、水上及航空運輸活動；貨倉及運輸輔助活動；郵政及速遞活動；出版；電影、錄像及電視節目製作、錄音及音樂出版；節目編製及廣播；電訊；與資訊科技服務。

**金融、保險、地產、專業及商用服務：**包括金融；保險；地產；法律及會計；管理顧問；建築、工程、技術測試及分析服務；科學研究及發展；獸醫；廣告、設計及攝影；設備租賃；職業介紹；旅行代理；保安及偵查服務；病媒防治及清潔服務；園境護理及綠化服務；與商業及辦公室行政支援服務。

**公共行政、社會及個人服務：**包括公共行政；教育；人類保健及社會工作活動；藝術、娛樂及康樂活動；宗教及政治組織；各項個人及家庭用品修理與其他家庭及個人服務。

**Manufacturing:** Including manufacturing of food products, beverages, tobacco, textiles, wearing apparel, leather products and footwear, wood products, paper products; printing; chemicals and chemical products; pharmaceuticals, rubber and plastics products, non-metallic mineral products, metal products, computer, electronic and optical products; electrical equipment, machinery and equipment; transport equipment, furniture; as well as the repair and installation of machinery and equipment.

**Construction:** Including building construction, civil engineering, demolition and site preparation, building services installation and maintenance; and decoration and repair.

**Import/export trade and wholesale:** Including various kinds of import and export trade and wholesale.

**Retail, accommodation and food services:** Including various kinds of retail trade; short term accommodation activities which cover hotels, guesthouses, boarding houses and other establishments providing short term accommodation; and food and beverage service activities.

**Transportation, storage, postal and courier services, information and communications:** Including land, water and air transport; warehousing and support activities for transportation; postal and courier activities; publishing; motion picture, video and television programme production, sound recording and music publishing; programming and broadcasting; telecommunications; and information technology service.

**Financing, insurance, real estate, professional and business services:** Including financing; insurance; real estate; legal and accounting services; management consultancy; architecture, engineering, technical testing and analysis services; scientific research and development; veterinary; advertising, design and photography; renting and leasing of equipments; employment agency; travel agency; security and investigation services; pest control and cleaning services; landscape care and greenery services; and business and office administration support services.

**Public administration, social and personal services:** Including public administration; education; human health and social work activities; arts, entertainment and recreation; political and religious organisations; various personal and household item repairing as well as other household and personal services.

**其他：**包括「農業、林業及漁業」、「採礦及採石」、「電力及燃氣供應」與「自來水供應；污水處理、廢棄物管理及污染防治活動」等行業，及報稱的行業不能分類或描述不足。

**Others:** Including such industries as “Agriculture, forestry and fishing”; “Mining and quarrying”; “Electricity and gas supply” and “Water supply; sewerage, waste management and remediation activities”; and industrial activities inadequately described or unclassifiable.

**勞動人口：**指 15 歲及以上陸上非住院人口，並符合下列就業人口或失業人口的定義。公共機構／社團院舍的住院人士及水上居民並不包括在內。

**Labour force** refers to the land-based non-institutional population aged 15 and over who satisfy the criteria for being classified as employed population or unemployed population as defined below. Inmates of institutions and persons living on board vessels are excluded.

#### **就業人口：**

#### **The employed population**

1) 由所有就業人士構成。一名 15 歲或以上人士如符合下列情況，可界定為就業人士：

1) This comprises all employed persons. For a person aged 15 or over to be classified as employed, that person should:

- a) 統計前 7 天內從事一些工作賺取薪酬或利潤；**或**
- b) 有一份正式工作（即該人士持續支取工資或薪金；**或**已獲保證或已有既定日期返回工作崗位或所經營之業務；**或**正支取補償費而無須接受其他工作）。

- a) be engaged in performing work for pay or profit during the 7 days before enumeration; **or**
- b) have formal job attachment (i.e. that the person has continued receipt of wage or salary; **or** has an assurance or an agreed date of return to job or business; **or** is in receipt of compensation without obligation to accept another job).

2) 就業人士可分為：

2) Employed persons can be categorised into:

**自營業者：**從事本身業務／職業時為賺取利潤或費用而工作，並沒有受僱於人或僱用他人。

**Self-employed:** A person who works for profit or fees in his/her own business/profession, neither employed by someone nor employing others.

**僱主：**從事本身業務／職業時為賺取利潤或費用而工作，最少僱用一人為其工作。

**Employer:** A person who works for profit or fees in his/her own business/profession and employs one or more persons to work for him/her.

**僱員：**為賺取工資、薪金、佣金、小費或實物津貼而為僱主（私營公司、住戶或政府）工作。外發工、家庭傭工和支薪家庭從業員亦包括在內。

**Employee:** A person who works for an employer (private companies, households or the government) for wage, salary, commission, tips, or payment in kind. This also includes outworker, domestic helper and paid family worker.

**無酬家庭從業員：**為有關家庭生意工作而並無收取報酬。報酬不包括膳宿和零用錢，但若他／她因工作而定時支取報酬，應視為僱員。

**Unpaid family worker:** A person who works for no pay in a family business. Food and lodging and pocket money are not counted as pay. However, if the worker receives regular pay for the work performed, he/she should be regarded as an employee.

3) 支取現金報酬或實物津貼的學徒，應視作就業人士。

3) Apprentices who receive payment in cash or in kind are regarded as employed.

4) 沒有按所做工作支取現金報酬或實物津貼的志願工作者，而本身並無從事一份工作或企業，不應視作就業人士。

4) Volunteer workers who perform some work not for any payment in cash or in kind, and who do not have a job or an enterprise are not regarded as employed.

### 就業不足人口：

- 1) 在就業人口內，可分出一群就業不足人士作進一步分析。
- 2) 界定一個就業人士為就業不足人士的準則如下：  
在統計前 7 天內在**非自願**情況下工作少於 35 小時，**及**符合下列其中一種情況：
  - a) 在統計前 7 天內可擔任更多工作；**或**
  - b) 在統計前 30 天內有找尋更多工作。
- 3) 因工作量不足、原料短缺、機械故障或不能找到全職工作，以致只能工作短時數的人士，可視作**非自願**情況下將工作時數縮短。根據此定義，因工作量不足而在統計前 7 天內放取無薪假期的就業人士，若在該 7 天期間內工作少於 35 小時甚或全段期間都在休假，亦會被界定為就業不足人士。

### 失業人口：

- 1) 由所有失業人士構成。一名 15 歲或以上人士如符合下列情況，便界定為失業人士：
  - a) 在統計前 7 天內並無職位，且並無為賺取薪酬或利潤而工作；**及**
  - b) 在統計前 7 天內隨時可工作；**及**
  - c) 在統計前 30 天內有找尋工作。

不過，一名 15 歲或以上的人士，如果符合上述(a)和(b)的條件，但沒有在統計前 30 天內找尋工作的原因為相信沒有工作可做，則仍會被界定為失業，即所謂「因灰心而不求職的人士」。

- 2) 除上述情況外，下列人士亦視作失業人士：
  - a) 並無職位，有找尋工作，但由於暫時生病而不能工作的人士；**及**

### *The underemployed population*

- 1) Among the employed population, a group of underemployed persons can be differentiated for further analysis.
- 2) The criteria for an employed person to be classified as underemployed are:  
*involuntarily* working less than 35 hours during the 7 days before enumeration; **and** either
  - a) has been available for additional work during the 7 days before enumeration; **or**
  - b) has sought additional work during the 30 days before enumeration.
- 3) Working short hours is considered *involuntary* if it is due to slack work, material shortage, mechanical breakdown or inability to find a full-time job. Following this definition, employed persons taking no-pay leave due to slack work during the 7 days before enumeration are also classified as underemployed if they worked less than 35 hours or were on leave even for the whole period during the 7-day period.

### *The unemployed population*

- 1) This comprises all unemployed persons. For a person aged 15 or over to be classified as unemployed, that person should:
  - a) have not had a job and should not have performed any work for pay or profit during the 7 days before enumeration; **and**
  - b) have been available for work during the 7 days before enumeration; **and**
  - c) have sought work during the 30 days before enumeration.

However, if a person aged 15 or over fulfils the conditions (a) and (b) above but has not sought work during the 30 days before enumeration because he/she believes that work is not available, he/she is still classified as unemployed, being regarded as a so-called “discouraged worker”.

- 2) Notwithstanding the above, the following types of persons are also classified as unemployed:
  - a) persons without a job, have sought work but have not been available for work because of temporary sickness; **and**

- b) 並無職位，且隨時可工作，但由於下列原因並無找尋工作的人士：
- i) 已為於稍後時間擔當的新工作或開展的業務作出安排；*或*
  - ii) 正期待返回原來的工作崗位（例如散工在有需要時通常會獲通知開工）。

**勞動人口參與率**：指勞動人口佔所有 15 歲及以上陸上非住院人口的比例。

**主業**：指若某人做多過一份工作，在統計時佔他／她最多時間的工作，其他工作則視為其兼職。

**婚姻狀況**：指受訪者在統計調查中所報稱的婚姻狀況。有關的婚姻或離婚事件有否經過任何合法註冊或儀式，則未有查核。

**每月就業收入**：指統計前 1 個月從所有工作所獲得的收入（未扣除強制性公積金供款）。就僱員來說，收入包括工資和薪金、花紅、佣金、小費、房屋津貼、超時工作津貼、勤工津貼及其他現金津貼，但不包括補薪。就僱主和自營作業人士而言，收入是指從自己擁有的企業提取作個人及家居用途的款額。如果提取作個人及家居用途的款額資料未能提供，則會搜集有關從業務所得的淨收入的數據。

**住戶每月入息**：指所有住戶成員於統計前 1 個月的總現金入息，包括從所有工作獲得的收入（未扣除強制性公積金供款）及其他現金入息。其他現金入息包括來自租金入息、利息、股息、定期／每月退休金及保險年金、由非本戶人士定期給予的款項、慈善機構的定期捐助及所有政府津貼的入息。

**職業**：指在統計前 7 天內某人所從事的主要工作種類、性質及主要職務。「綜合住戶統計調查」採用「國際標準職業分類」，把就業人士從事的職業及失業人士以前從事的職業撥歸不同的職業類別。現行分類基本上是按照「國際標準職業分類 2008 年版」的主要組別劃分，並因應本港情況作出修訂。

- b) persons without a job, have been available for work but have not sought work because they:
- i) have made arrangements to take up a new job or to start business on a subsequent date; *or*
  - ii) were expecting to return to their original jobs (e.g. casual workers are usually called back to work when service is needed).

**Labour force participation rate** refers to the proportion of labour force in the total land-based non-institutional population aged 15 and over.

**Main employment** refers to the job on which a person spent most of his/her time if he/she had more than one job at the time of enumeration. All other jobs were regarded as secondary employment.

**Marital status** was recorded according to the status reported by the respondents in the survey. There was no check on whether the marriage or divorce had undergone any legal registration or ceremony.

**Monthly employment earnings** refer to earnings (before deduction of Mandatory Provident Fund contributions) from all jobs during the month before enumeration. For employees, they include wage and salary, bonus, commission, tips, housing allowance, overtime allowance, attendance allowance and other cash allowances. However, back pays are excluded. For employers and self-employed, they refer to amounts drawn from the self-owned enterprise for personal and household use. If information on the amounts drawn for personal and household use is not available, data on net earnings from business would be collected instead.

**Monthly household income** refers to the total cash income, including earnings (before deduction of Mandatory Provident Fund contributions) from all jobs and other cash income received in the month before enumeration by all members of the household. Other cash income includes income generated from rent income, interest, dividends, regular/monthly pensions and insurance annuity benefits, regular contribution from persons outside the household, regular contribution from charities and all government subsidies.

**Occupation** refers to the kind of work, nature of duties and main task performed by a person in his/her main job during the 7 days before enumeration. The General Household Survey follows the International Standard Classification of Occupations (ISCO) to classify the occupation of an employed person or the previous occupation of an unemployed person. The current classification adopted basically follows the major groups of the International Standard Classification of Occupations 2008 (ISCO-08), with local adaptation for Hong Kong.

**經理及行政級人員：**包括政府的行政人員、專員及署／處長、領事、議員；工商界、進出口貿易、批發和零售業、飲食及旅店業、運輸、電力、燃氣、水務及其他服務、以及漁農業中的董事、執行總監、總裁、總經理、專職經理、分行經理及小型機構經理。

**專業人員：**包括合資格的專業科學家、醫生、牙醫及其他醫療專業人員；建築師、測量師及工程師；大學及專上學院的校長、院長、教職員及行政人員；中學校長及教師；統計師、數學家、電腦系統分析員及程序編寫員；律師及法官；會計師；商界顧問及分析員；社會工作者；社會工作助理；翻譯員及傳譯員；新聞編輯及新聞記者；作家；圖書館管理員及宗教活動專業人員。

**輔助專業人員：**包括科學技術員、護士及助產士、牙科助理及其他保健輔助專業人員；建築、測量及工程技術員；光學及電子儀器控制員；船隻領航員及空中交通指揮員；小學及幼稚園／幼兒院校長及教師；統計助理；電腦操作員；法律文員；會計督導員；公共關係主任；營業代表；室內設計家；屋邨經理；警隊及其他紀律部隊的警司、督察及主任；藝人及運動員。

**文書支援人員：**包括速記員、秘書及打字員；簿記、金融、船務、存案及人事部文員；出納員及銀行櫃位員；接待員及查詢文員。

**服務工作及銷售人員：**包括空中小姐及導遊；管家；廚師及侍應生；保姆；理髮師及美容師；警隊及其他紀律部隊的員佐級人員；運輸指導員及其他服務工作人員；批發及零售商店推銷員；店員及時裝模特兒。

**工藝及有關人員：**包括礦工及採石工人；砌磚工人、木匠及其他建造業工人；金屬模工；鐵匠；機械、電器及電子儀器技工；珠寶工人及手錶製造工人；製陶工人；排字工人；麵包師傅、食品及飲品處理工人；油漆工人；紡織、成衣、皮革、橡膠和塑膠行業的工人及其他工藝工人。

**Managers and administrators:** Including administrators, commissioners and directors in government service; consuls; councillors; directors, chief executive officers, presidents, general managers, functional managers, branch managers and small business managers in industry, commerce, import and export trades, wholesale and retail trades, catering and lodging services, transport, electricity, gas, water and other services and agricultural and fishery sectors.

**Professionals:** Including qualified professional scientists, doctors, dentists and other medical professionals; architects, surveyors and engineers; vice-chancellors, directors, academic staff and administrators of university and post-secondary college; principals and teachers of secondary school; statisticians; mathematicians; system analysts and computer programmers; lawyers and judges; accountants; business consultants and analysts; social workers; social work assistants; translators and interpreters; news editors and journalists; writers; librarians and members of religious orders.

**Associate professionals:** Including science technicians, nurses and midwives, dental assistants and other health associate professionals; architectural, surveying and engineering technicians; optical and electronic equipment controllers; ship pilots and air traffic controllers; principals and teachers of primary school and kindergarten/nursery; statistical assistants; computer operators; law clerks; accounting supervisors; public relation officers; sales representatives; interior designers; estate managers; superintendents, inspectors and officers of the police and other discipline services; performers and sportsmen.

**Clerical support workers:** Including stenographers, secretaries and typists; bookkeeping, finance, shipping, filing and personnel clerks; cashiers and tellers; receptionists and information clerks.

**Service and sales workers:** Including air hostesses and travel guides; house stewards; cooks and waiters; baby-sitters; hairdressers and beauticians; rank and file of the police and other discipline services; transport conductors and other service workers; wholesale and retail salesmen in shops; shop assistants and fashion models.

**Craft and related workers:** Including miners and quarrymen; bricklayers, carpenters and other construction workers; metal moulders; blacksmiths; machinery, electric and electronic instrument mechanics; jewellery workers and watch makers; potters; typesetters; bakers, food and beverage processors; painters; craft workers in textile, garment, leather, rubber and plastic trades and other craft workers.

**機台及機器操作員及裝配員：**包括鑽井工人及鏟床操作員；礦熔爐操作員；磚及磁磚燒窑工人；鋸木廠鋸工；造紙工人；化學處理機台操作員；發電廠及鍋爐操作員；石棉水泥產品製造工人；金屬整理工人及電鍍工人；牛奶製品及其他食品處理機器操作員；印刷機操作員；生產紡織、橡膠及塑膠製品的機器操作員；裝配員；司機；海員及其他工廠及機器操作員。

**非技術工人：**包括小販；家務助理及清潔工人；信差；私人護衛員；看更；貨運工人；電梯操作員；建造業雜工；包裝工人；漁農業雜工。

**其他：**包括農夫、畜牧業工人及漁夫、及報稱的職業不能分類或描述不足。

**居所租住權：**指居所被家庭住戶佔用的條款和情況。

**自置居所住戶：**住戶擁有其居住屋宇單位的業權。

**全租戶：**住戶向居於別處的人士租住整個屋宇單位自住，沒有分租，單位內也沒有其他的住戶。

**合租戶：**兩個或以上的住戶，分別向居於別處的人士租用部分的屋宇單位居住。

**二房東：**住戶向居於別處的人士租用整個屋宇單位，並把部分單位分租予其他住戶。

**三房客：**住戶向居於同一屋宇單位內的人士租用部分單位居住。

**免租：**住戶免費在屋宇單位內居住，不論是否獲得業主同意，但不包括本身是業主或由僱主提供居所的住戶。

**居所由僱主提供：**住戶居住在由其成員之一的僱主提供的居所，包括以象徵式租金向僱主租住屋宇單位的住戶。假如住戶使用由僱主提供的房屋津貼租住居所，則租住權不屬於「居所由僱主提供」類。

**Plant and machine operators and assemblers:** Including well drillers and borers; ore smelting furnace operators; brick and tile kilnmen; sawmill sawyers; paper makers; chemical processing plant operators; power-generating plant and boiler operators; asbestos cement products makers; metal finishers and electroplaters; dairy and other food processing machine operators; printing machine operators; machine operators for production of textile, rubber and plastic products; assemblers; drivers; seamen and other plant and machine operators.

**Elementary occupations:** Including street vendors; domestic helpers and cleaners; messengers; private security guards; watchmen; freight handlers; lift operators; construction labourers; hand packers; agricultural and fishery labourers.

**Others:** Including farm workers, animal husbandry workers and fishermen, and occupations unidentifiable and inadequately described.

**Tenure of accommodation** refers to the terms and conditions under which the accommodation is held by a domestic household.

**Owner-occupier:** A household which owns the quarters it occupies.

**Sole tenant:** A household which rents the whole quarters it occupies from someone who lives outside the quarters without sharing it with other household(s) or subletting.

**Co-tenant:** Two or more households each of which rents part of the quarters from someone who lives outside the quarters.

**Main tenant:** A household which rents the whole quarters it occupies from someone who lives outside the quarters and sublets part of it to other household(s).

**Sub-tenant:** A household which rents part of the quarters from someone who lives in the same quarters.

**Rent free:** A household which occupies an accommodation for free, with or without the owner's permission. This does not include owner-occupiers or households occupying accommodation provided by employers.

**Accommodation provided by employer:** A household which occupies an accommodation provided by the employer of one of the household members. This also includes households occupying quarters leased from employer at a nominal rent. If a household member uses housing allowance given by his/her employer for renting accommodation, the tenure is not regarded as "accommodation provided by employer".



就業不足人口（請參閱勞動人口內的**就業不足人口**）

**就業不足率**：指就業不足人士在勞動人口中所佔的比例。有關按行業或職業劃分的就業不足率，由於在計算用作分母的按行業或職業劃分的勞動人口時，(i) 失業人士是按其**以前**從事的行業（或職業）劃分，因而未必能確實反映他們將從事工作的行業（或職業），而且 (ii) 亦沒有首次求職人士和重新加入勞動人口的失業人士所屬行業（或職業）的資料。因此，按行業或職業劃分的就業不足率不能與整體的就業不足率作嚴謹比較，同時亦須謹慎闡釋。

失業人口（請參閱勞動人口內的**失業人口**）

**失業率**：指失業人士在勞動人口中所佔的比例。有關按行業或按職業劃分的失業率，由於在計算分子和分母時，(i) 失業人士是按其**以前**從事的行業（或職業）劃分，因而未必能確實反映他們將從事工作的行業（或職業），而且 (ii) 亦沒有首次求職人士和重新加入勞動人口的失業人士以前從事行業（或職業）的資料。因此，按行業或按職業劃分的失業率不能與整體的失業率作嚴謹比較，同時亦須謹慎闡釋。

**Underemployed population** (Please see *underemployed population* under **Labour force**)

**Underemployment rate** refers to the proportion of underemployed persons in the labour force. As regards underemployment rates by industry or by occupation, since in deriving the labour force by industry (or occupation) to serve as the denominator, (i) unemployed persons are classified according to their *previous* industry (or occupation) which may not necessarily be the one which he/she will enter, and (ii) there is no information on previous industry (or occupation) in respect of first-time job-seekers and re-entrants into the labour force who were unemployed, such rates are not strictly comparable to the overall underemployment rate and should be interpreted with caution.

**Unemployed population** (Please see *unemployed population* under **Labour force**)

**Unemployment rate** refers to the proportion of unemployed persons in the labour force. As regards unemployment rates by industry or by occupation, since in deriving both the numerator and the denominator, (i) unemployed persons are classified according to their *previous* industry (or occupation) which may not necessarily be the one which he/she will enter, and (ii) there is no information on previous industry (or occupation) in respect of first-time job-seekers and re-entrants into the labour force who were unemployed, such rates are not strictly comparable to the overall unemployment rate and should be interpreted with caution.

## 獲取政府統計處刊物的方法 Means of Obtaining Publications of the Census and Statistics Department

### 網站

用戶可以在政府統計處網站  
([www.censtatd.gov.hk/tc/page\\_1273.html](http://www.censtatd.gov.hk/tc/page_1273.html))

下載統計刊物。

### 政府統計處刊物出版組

政府統計處備有其少數過往期號刊物的印刷版，市民可親臨政府統計處刊物出版組購買。

政府統計處刊物出版組亦設有閱讀區，陳列政府統計處各類刊物的最新期號，供讀者查閱。市民亦可於該閱讀區瀏覽政府統計處網站。

刊物出版組的地址是：

香港灣仔港灣道 12 號

灣仔政府大樓 19 樓

電話：(852) 2582 3025

圖文傳真：(852) 2827 1708

電郵：[gen-enquiry@censtatd.gov.hk](mailto:gen-enquiry@censtatd.gov.hk)

### 「按需求印製」的服務

用戶除可於政府統計處網站下載本處刊物外，亦可選用本處提供的「按需求印製」服務。該服務為用戶印製電腦列印本，並酌收費用。用戶如需要這項服務，可透過有關刊物首頁上的聯絡方法與政府統計處聯絡。

### Website

Users may download statistical publications from the Census and Statistics Department (C&SD) website ([www.censtatd.gov.hk/en/page\\_1273.html](http://www.censtatd.gov.hk/en/page_1273.html)).

### Publications Unit of C&SD

A few past issues of C&SD publications are available in print version for purchase at the Publications Unit of C&SD.

The Publications Unit also provides a reading area where users may browse through the latest issue of various C&SD publications on display or through the C&SD website.

The address of the Publications Unit is :

19/F, Wanchai Tower,

12 Harbour Road, Wan Chai, Hong Kong.

Tel. : (852) 2582 3025

Fax : (852) 2827 1708

E-mail : [gen-enquiry@censtatd.gov.hk](mailto:gen-enquiry@censtatd.gov.hk)

### Print-on-demand service

While all C&SD publications can be downloaded at the C&SD website, C&SD provides a print-on-demand service, under which a computer print-out copy of a particular publication will be produced at a charge. Users may approach C&SD through the contact information on the title page of the relevant publications for such service.