

本半月刊每月月中及月底出版。今期所載統計數字的截數日期為二零零四年一月二十九日(證券交易的統計數字則截至二零零四年一月二十八日)。除另有註明外,統計數字是由政府統計處編製。有關本刊所涉及概念和定義的詳細解釋,可參閱《香港統計月刊》。

This half-monthly publication is published in the middle and at the end of each month. The cut-off date of statistics presented in this issue is 29 January 2004, except for statistics on stocks and shares (cut-off date being 28 January). Unless otherwise specified, the statistics are compiled by the Census and Statistics Department. For details on concepts and definitions in this publication, please refer to the *Hong Kong Monthly Digest of Statistics*.

下兩期的出版日期		
<u>Publication dates for the coming two issues</u>		
二零零四年 第三期	Issue No. 3 of 2004	13.02.2004
二零零四年 第四期	Issue No. 4 of 2004	27.02.2004

目錄	Contents	頁數 Page
對外貿易	External Trade	1
勞工、就業及收入	Labour, Employment and Earnings	3
國民收入	National Income	5
國際收支平衡表	Balance of Payments Account	6
對外債務	External Debt	7
消費物價	Consumer Prices	7
商業	Commerce	8
工業生產	Industrial Production	9
建造及地產	Construction and Real Estate	10
能源消耗	Energy Consumption	10
電訊及互聯網服務	Telecommunications and Internet Services	10
旅遊	Tourism	11
運輸	Transport	12
貨幣及金融	Money and Finance	12
證券交易	Stocks and Shares	14

代號 Symbols	用以註明	Representing
Q1, Q2, Q3, Q4	第一、第二、第三、第四季	First, second, third, fourth quarter
#	臨時數字	Provisional figures
@	數字在日後會作出修訂	Figures are subject to revision later on
*	修訂數字	Revised figures
§	變動在±0.05%之內	Change within ±0.05%
-	不適用	Not applicable
N.A.	暫時沒有數字	Not yet available

有關本刊物的查詢,請聯絡:

**政府統計處 綜合統計組(一)乙**

地址:中國香港灣仔港灣道二號灣仔政府大樓九樓

電話:(852) 2582 4738 圖文傳真:(852) 2827 1708

電郵:gen-enquiry@censtatd.gov.hk

Enquiries about this publication can be directed to:

**General Statistics Section (1)B, Census and Statistics Department**

Address: 19/F, Wanchai Tower, 12 Harbour Road, Wan Chai, Hong Kong, China.

Tel.: (852) 2582 4738 Fax: (852) 2827 1708

E-mail: gen-enquiry@censtatd.gov.hk

政府統計處網站

Website of the Census and Statistics Department

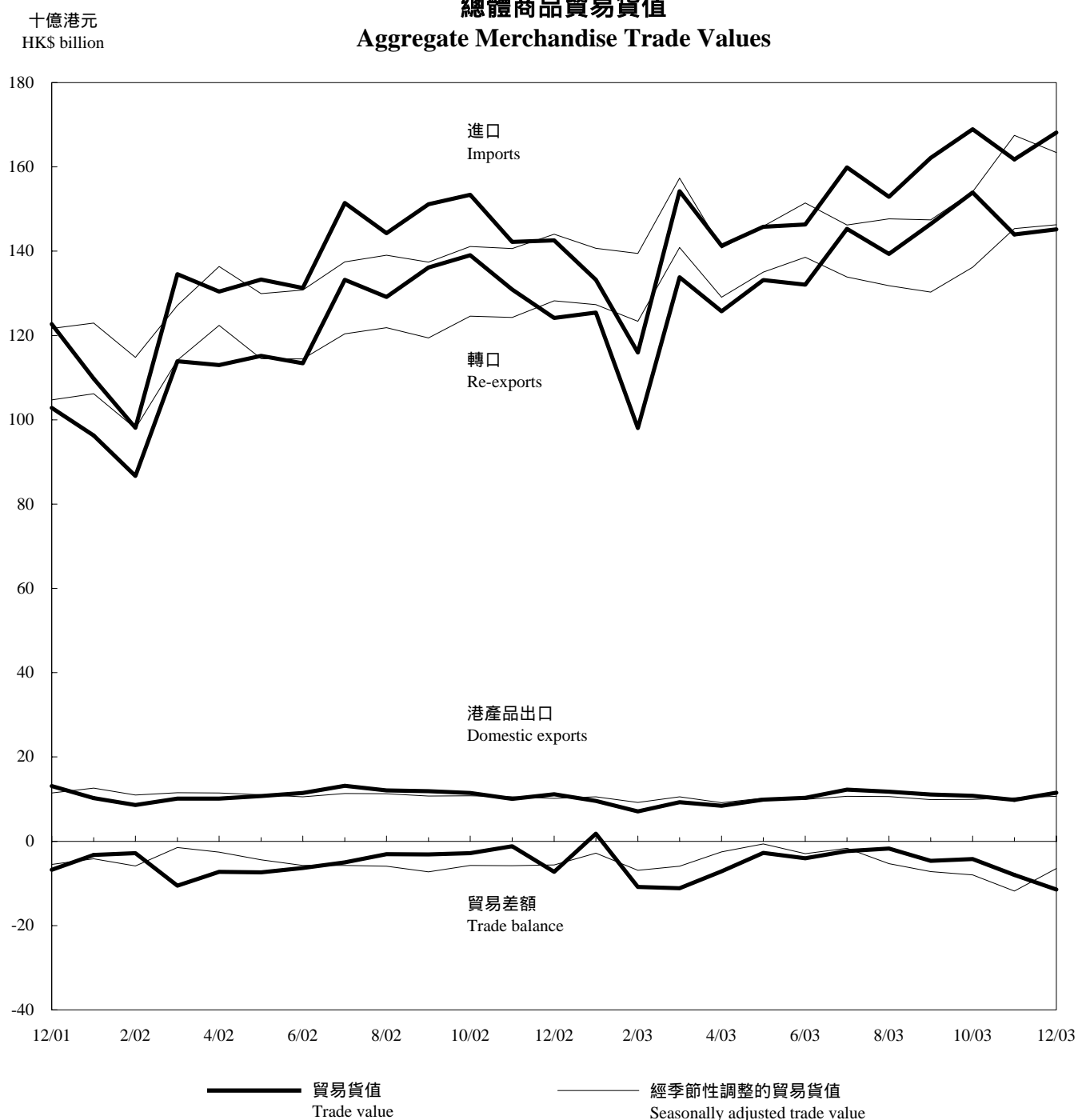
<http://www.info.gov.hk/censtatd/>

本刊物備有印刷版和下載版可供選擇。有關銷售途徑的詳情,請參閱本刊物內第A1頁。

This publication is available in both hardcopy and softcopy. For details of the purchase channels, please see page A1 of this publication.

		12/03	11/03	12/02	12/03 12/02	1/03-12/03 1/02-12/02	10/03-12/03 7/03-9/03
					(變動百分率) (% change)	(經季節性調整 的數列的變動 百分率) (% change of seasonally adjusted series)	
<b>總體商品貿易 貨值(百萬港元)</b>	<b>Aggregate merchandise trade values (HK\$ million)</b>						
進口	Imports	<b>168,168</b>	161,762	142,592	+17.9	+11.5	+9.9
港產品出口	Domestic exports	<b>11,536</b>	9,793	11,134	+3.6	-7.1	-0.9
轉口	Re-exports	<b>145,177</b>	143,980	124,190	+16.9	+13.4	+8.0
整體出口	Total exports	<b>156,713</b>	153,774	135,324	+15.8	+11.7	+7.4
貿易總額	Total trade	<b>324,881</b>	315,536	277,916	+16.9	+11.6	-
貿易差額	Trade balance	<b>-11,454</b>	-7,988	-7,268	-	-	-

總體商品貿易貨值  
Aggregate Merchandise Trade Values



## 對外貿易(續)

## External Trade (Cont'd)

		11/03	10/03	11/02	$\frac{11/03}{11/02}$	$\frac{12/02-11/03}{12/01-11/02}$
		(變動百分率) (% change)				
<b>進口自(百萬港元) :</b>	<b>Imports from (HK\$ million) :</b>					
中國內地	The mainland of China	<b>68,329</b>	73,246	64,205	+6.4	+9.1
日本	Japan	<b>18,648</b>	20,657	16,240	+14.8	+18.1
台灣	Taiwan	<b>11,583</b>	12,187	10,216	+13.4	+8.5
美國	U.S.A.	<b>10,620</b>	9,181	8,092	+31.2	+6.5
<b>港產品出口往(百萬港元) :</b>	<b>Domestic exports to (HK\$ million) :</b>					
美國	U.S.A.	<b>2,939</b>	3,741	3,029	-3.0	-8.9
中國內地	The mainland of China	<b>2,953</b>	3,116	3,097	-4.7	-12.6
英國	U.K.	<b>683</b>	682	703	-2.8	+1.0
台灣	Taiwan	<b>368</b>	400	344	+7.0	-20.0
<b>轉口往(百萬港元) :</b>	<b>Re-exports to (HK\$ million) :</b>					
中國內地	The mainland of China	<b>62,753</b>	66,710	52,489	+19.6	+23.9
美國	U.S.A.	<b>25,256</b>	28,579	26,608	-5.1	-1.2
日本	Japan	<b>8,454</b>	8,432	8,181	+3.3	+11.9
英國	U.K.	<b>4,622</b>	5,075	4,274	+8.1	+6.0
<b>轉口自(來源地) (百萬港元) :</b>	<b>Re-exports from (origin) (HK\$ million) :</b>					
中國內地	The mainland of China	<b>86,470</b>	93,823	80,115	+7.9	+11.9
日本	Japan	<b>14,432</b>	15,024	12,589	+14.6	+19.1
台灣	Taiwan	<b>9,722</b>	10,591	8,651	+12.4	+15.2
美國	U.S.A.	<b>5,050</b>	5,633	5,600	-9.8	+1.4
		11/03	10/03	11/02	$\frac{11/03}{11/02}$	
		(變動百分率) (% change)				
<b>貿易指數 (2000=100)</b>	<b>Trade index numbers (2000=100)</b>					
<b>單位價格指數</b>	<b>Unit value index</b>					
進口	Imports	<b>92.8</b>	92.5	92.8		§
港產品出口	Domestic exports	<b>91.7</b>	92.4	93.0		-1.4
轉口	Re-exports	<b>93.3</b>	93.3	94.9		-1.6
整體出口	Total exports	<b>93.1</b>	93.2	94.7		-1.7
<b>貨量指數</b>	<b>Quantum index</b>					
進口	Imports	<b>128.2</b>	134.3	111.6		+14.9
港產品出口	Domestic exports	<b>71.9</b>	78.6	72.7		-1.1
轉口	Re-exports	<b>135.2</b>	144.6	119.7		+13.0
整體出口	Total exports	<b>127.9</b>	137.0	114.3		+12.0

## 對外貿易(續)

## External Trade (Cont'd)

		2002 Q3	2002 Q4	2003 Q1	2003 Q2	2003 Q3
涉及外發中國內地加工貿易的比重(百分比)	Proportion of trade involving outward processing in the mainland of China (%)					
由中國內地進口的貨品	Imports from the mainland of China	75.9	74.5	67.9	69.4	73.6
輸往中國內地的港產出口貨品	Domestic exports to the mainland of China	71.7	72.6	64.0	71.5	68.1
輸往中國內地的轉口貨品	Re-exports to the mainland of China	44.3	42.0	39.7	44.1	42.2
輸往中國內地的整體出口貨品	Total exports to the mainland of China	46.1	43.7	40.9	45.5	43.6
原產地為中國內地經本港輸往其他地方的轉口貨品	Re-exports of mainland origin to other places	81.3	82.2	78.0	81.6	78.2

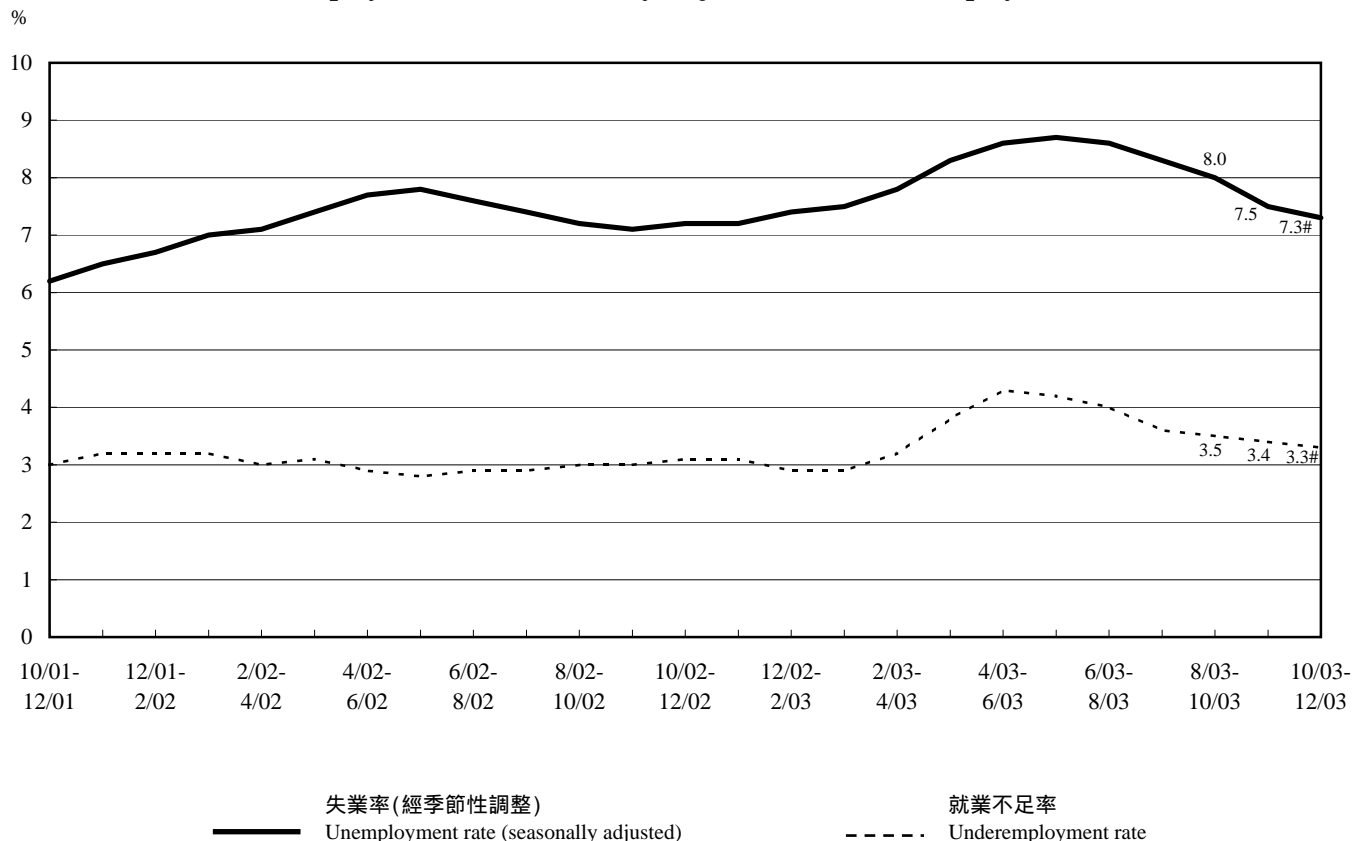
## 勞工、就業及收入

## Labour, Employment and Earnings

		10/02-12/02 *	7/03-9/03	8/03-10/03	9/03-11/03	10/03-12/03
勞動人口(千人)	Labour force ('000)	3 507.4	3 492.0	3 484.6	3 481.7	3 489.0#
勞動人口參與率(百分比)	Labour force participation rate (%)	61.9	61.2	61.1	61.0	N.A.

## 失業率(經季節性調整)及就業不足率

## Unemployment Rate (Seasonally Adjusted) and Underemployment Rate



# 勞工、就業及收入(續) Labour, Employment and Earnings (Cont'd)

9/02-11/02 \* 6/03-8/03 7/03-9/03 8/03-10/03 9/03-11/03

按選定行業類別 劃分的失業率 (百分比)	Unemployment rate by selected industry sector (%)					
製造業	Manufacturing	6.8	8.1	7.3	7.2	<b>7.4</b>
建造業	Construction	14.8	18.8	19.6	20.0	<b>19.0</b>
批發、零售、 進出口貿易、 飲食及酒店業	Wholesale, retail and import/export trades, restaurants and hotels	7.7	9.3	8.7	8.2	<b>7.4</b>
運輸、倉庫及 通訊業	Transport, storage and communications	5.2	6.8	6.2	6.3	<b>6.1</b>
		2002	2002	2003	2003	<b>2003</b>
		Q3	Q4	Q1 <sup>@</sup>	Q2 <sup>@</sup>	<b>Q3<sup>@</sup></b>

按行業類別劃分的 就業人數分布 <sup>(1)</sup> (百分比)	Sectoral employment distribution <sup>(1)</sup> (%)					
製造業	Manufacturing	5.9	5.7	5.5	5.4	<b>5.4</b>
服務業 <sup>(2)</sup>	Services <sup>(2)</sup>	84.3	84.3	84.8	85.4	<b>85.3</b>
其他	Others	9.9	10.1	9.7	9.2	<b>9.3</b>
		2002	2002	2003	2003	<b>2003</b>
		Q3	Q4	Q1	Q2	<b>Q3</b>
						<b>Q3 2003</b>
						<b>Q3 2002</b>

選定行業就業人士平均 薪金指數(一九九九年 第一季=100)	Indices of payroll per person engaged of selected industry sectors (Q1 1999 = 100)						(變動百分率) (% change)
<b>名義指數</b>	<b>Nominal index</b>						
製造業	Manufacturing	87.4	90.3	97.5	86.5	<b>84.2</b>	-3.6
批發、零售、 進出口貿易、 飲食及酒店業	Wholesale, retail and import/export trades, restaurants and hotels	81.8	86.9	98.9	79.0	<b>80.3</b>	-1.8
金融、保險、 地產及 商用服務業	Financing, insurance, real estate and business services	83.3	93.1	97.7	84.6	<b>82.8</b>	-0.6
<b>實質指數<sup>(3)</sup></b>	<b>Real index<sup>(3)</sup></b>						
製造業	Manufacturing	97.5	101.1	109.7	98.2	<b>97.4</b>	-0.1
批發、零售、 進出口貿易、 飲食及酒店業	Wholesale, retail and import/export trades, restaurants and hotels	91.2	97.3	111.2	89.6	<b>92.9</b>	+1.8
金融、保險、 地產及 商用服務業	Financing, insurance, real estate and business services	92.8	104.2	109.9	96.0	<b>95.7</b>	+3.1

(1) 數字來自就業綜合估計數字，是由綜合住戶統計調查和僱傭及職位空缺按季統計調查結果所編製而成。

(2) 服務業包括批發、零售、進出口貿易、飲食及酒店業；運輸、倉庫及通訊業；金融、保險、地產及商用服務業和社區、社會及個人服務業。

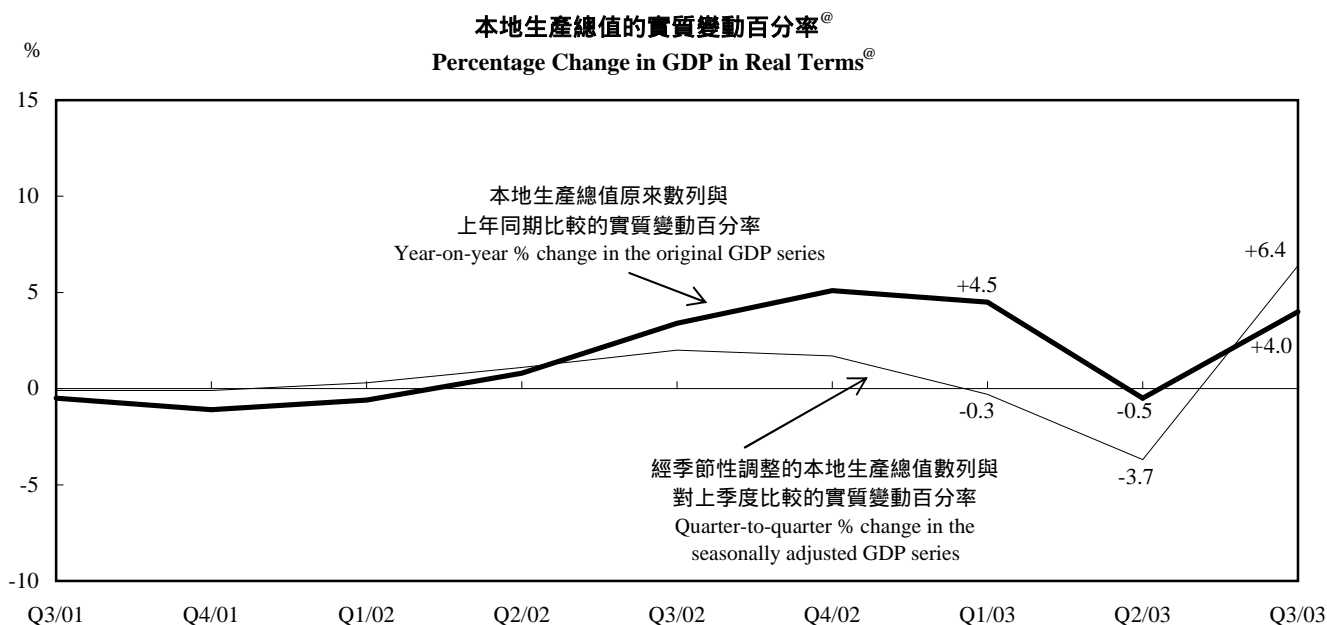
(3) 實質平均薪金指數是以名義平均薪金指數扣除一九九九至二零零零年為基期的綜合消費物價指數而計算出來。

(1) Figures are based on a set of composite employment estimates derived from data collected in the General Household Survey and the Quarterly Survey of Employment and Vacancies.

(2) Services sector covers the wholesale, retail and import/export trades, restaurants and hotels; transport, storage and communications; financing, insurance, real estate and business services; and community, social and personal services.

(3) The real indices are derived by deflating the respective nominal indices by the 1999/2000-based Composite CPI.

		2002 Q3	2002 Q4	2003 Q1	2003 Q2	2003 Q3
<b>按年實質變動百分率<sup>④</sup></b>	<b>Year-on-year % change in real terms<sup>④</sup></b>					
本地生產總值 <sup>(4)</sup>	Gross Domestic Product (GDP) <sup>(4)</sup>	+3.4 (+2.0)	+5.1 (+1.7)	+4.5 (-0.3)	-0.5 (-3.7)	+4.0 (+6.4)
開支組成部分 <sup>(4)</sup>	Expenditure components <sup>(4)</sup>					
私人消費開支 <sup>(5)</sup>	Private consumption expenditure <sup>(5)</sup>	-0.9 (-0.1)	-1.3 (-0.4)	-1.7 (-0.6)	-2.6 (-1.3)	+2.0 (+4.6)
政府消費開支	Government consumption expenditure	+3.5 (+2.3)	+0.8 (-1.2)	+1.3 (+0.1)	+0.4 (-0.3)	+0.5 (+1.8)
本地固定資本形成總額 <sup>(6)</sup>	Gross domestic fixed capital formation <sup>(6)</sup>	-4.3	-0.7	+3.5	-5.7	-0.4
貨品出口	Exports of goods	+11.5 (+4.1)	+18.4 (+3.9)	+19.1 (+3.1)	+14.3 (+2.4)	+10.0 (+0.2)
服務輸出 <sup>(5)</sup>	Exports of services <sup>(5)</sup>	+14.0 (+5.9)	+18.1 (+4.1)	+12.5 (-2.6)	-13.9 (-20.0)	+6.9 (+31.0)
貨品進口	Imports of goods	+10.8 (+4.6)	+18.2 (+3.0)	+18.8 (+3.7)	+10.9 (-0.9)	+8.2 (+2.0)
服務輸入	Imports of services	+2.0 (+3.8)	+3.4 (+1.1)	-3.9 (-6.9)	-19.6 (-17.7)	+0.5 (+29.7)
<b>主要經濟活動的增加價值</b>	<b>Value added of major economic activities</b>					
製造業	Manufacturing	-7.3	-9.2	-8.8	-12.5	-9.2
建造業	Construction	+2.4	-6.4	-3.2	-6.9	-2.6
服務業	Services	+4.3	+6.4	+5.6	+0.6	+4.7
其中：	of which :					
批發、零售、 進出口貿易、 飲食及酒店業	Wholesale, retail, import/export trades, restaurants and hotels	+6.9	+14.5	+14.4	+5.8	+8.1
運輸、倉庫及通訊業	Transport, storage and communications	+5.5	+6.2	+3.8	-6.5	+1.6
金融、保險、地產及 商用服務業	Financing, insurance, real estate and business services	+1.6	+2.5	+2.7	+1.6	+6.4
社區、社會及個人服 務業	Community, social and personal services	+1.1	+0.5	-0.4	-3.6	+1.1



(4) 括號內的數字是經季節性調整的本地生產總值數列與對上季度比較的實質變動百分率。

(5) 數字已根據香港旅遊發展局在二零零三年十一月份所發布一套新的到港旅客境內消費開支的數字而作出修訂。詳情請參閱《香港統計月刊》二零零三年十二月號內主題為「入境旅遊統計數字」的專題文章。

(6) 經季節性調整的本地固定資本形成總額數列並無製備，因為該開支組成部分並無顯示明顯的季節性模式。

(4) Figures in brackets refer to quarter-to-quarter % change in the seasonally adjusted GDP series.

(5) Figures have been revised to incorporate the new data released by the Hong Kong Tourism Board in November 2003 on destination consumption expenditure of incoming visitors and travellers. For details, please refer to the feature article "Statistics on Inbound Tourism" in the December 2003 issue of the *Hong Kong Monthly Digest of Statistics*.

(6) Seasonally adjusted figures are not compiled for gross domestic fixed capital formation as no clear seasonal pattern is displayed in this expenditure component.

## 國民收入(續)

## National Income (Cont'd)

		2002 **	2002 **	2003	2003	2003
		Q3	Q4	Q1	Q2	Q3
<b>以當時市價計算</b>	<b>At current market prices</b>					
<b>(百萬港元)</b>	<b>(HK\$ million)</b>					
本地生產總值 <sup>⑥</sup>	Gross Domestic Product <sup>⑥</sup> (GDP)	324,677	330,551	297,842	288,082	<b>318,492</b>
對外要素收益流動淨值	Net external factor income flows	4,503	5,358	15,950 <sup>⑥</sup>	1,539 <sup>⑥</sup>	<b>5,578<sup>⑥</sup></b>
本地居民生產總值 <sup>(7)⑥</sup>	Gross National Product <sup>(7)⑥</sup> (GNP)	329,180	335,909	313,792	289,621	<b>324,070</b>

		2001	2002 **
按人口平均計算的本地生產總值 <sup>⑥</sup> (港元)	Per capita GDP <sup>⑥</sup> (HK\$)	188,847	<b>185,615</b>
按人口平均計算的本地居民生產總值 <sup>⑥</sup> (港元)	Per capita GNP <sup>⑥</sup> (HK\$)	194,969	<b>188,076</b>

## 國際收支平衡表

## Balance of Payments Account

		2002 **	2002 **	2003	2003	2003
		Q3	Q4	Q1	Q2	Q3
<b>經常帳差額<sup>⑥</sup></b>	<b>Current Account Balance<sup>⑥</sup></b>	<b>34,146</b>	<b>42,435</b>	<b>31,495</b>	<b>16,565</b>	<b>42,165</b>
<b>(百萬港元) :</b>	<b>(HK\$ million) :</b>					
貨物差額	Balance on goods	-4,979	-5,603	-15,985	-9,811	-1,386
服務差額 <sup>(5)</sup>	Balance on services <sup>(5)</sup>	38,396	46,382	35,661	28,305	41,627
收益流動淨值	Net income flow	4,503	5,358	15,950	1,539	5,578
經常轉移流動淨值	Net flow in current transfers	-3,774	-3,702	-4,131	-3,469	-3,654
<b>資本及金融帳差額<sup>⑥</sup></b>	<b>Capital and Financial Account Balance<sup>⑥</sup></b>	<b>-25,470</b>	<b>-89,498</b>	<b>-38,356</b>	<b>-6,276</b>	<b>-49,764</b>
<b>(百萬港元) :</b>	<b>(HK\$ million) :</b>					
資本轉移流動淨值	Net flow in capital transfers	-1,929	-3,234	-1,948	-2,825	-1,158
非儲備性質的金融資產變動淨值	Net change in financial non-reserve assets	-31,241	-97,846	-26,017	-25,186	-61,119
直接投資	Direct investment	-37,151	-50,322	3,016	34,843	20,271
有價證券投資	Portfolio investment	-87,818	-97,355	-54,803	-25,874	-80,969
金融衍生工具	Financial derivatives	6,452	17,931	12,122	22,044	37,826
其他投資	Other investment	87,276	31,901	13,649	-56,198	-38,247
儲備資產變動淨值	Net change in reserve assets	7,700	11,582	-10,392	21,735	12,513
<b>淨誤差及遺漏<sup>⑥</sup></b>	<b>Net errors and omissions<sup>⑥</sup></b>	<b>-8,676</b>	<b>47,063</b>	<b>6,861</b>	<b>-10,289</b>	<b>7,598</b>
<b>(百萬港元) :</b>	<b>(HK\$ million) :</b>					
<b>整體的國際收支<sup>⑥</sup></b>	<b>Overall Balance of Payments<sup>⑥</sup></b>	<b>-7,700</b>	<b>-11,582</b>	<b>10,392</b>	<b>-21,735</b>	<b>-12,513</b>
<b>(百萬港元) :</b>	<b>(HK\$ million) :</b>					
		<b>(赤字)</b>	<b>(赤字)</b>	<b>(盈餘)</b>	<b>(赤字)</b>	<b>(赤字)</b>
		<b>(in deficit)</b>	<b>(in deficit)</b>	<b>(in surplus)</b>	<b>(in deficit)</b>	<b>(in deficit)</b>

(7) 本地居民生產總值是從該季的本地生產總值，加上對外要素收益流動淨值而獲得。

\*\* 二零零四年一月進行了一項數據素質檢訂，發現有若干二零零二年的數據項目須作出更改。已作出更改的數字以 *斜體字* 顯示。

(7) Gross National Product is obtained by adding net external factor income flows to Gross Domestic Product of the same quarter.

\*\* A number of data items for 2002 have been rectified to incorporate the necessary changes as revealed by a data quality review exercise conducted in January 2004. The changed figures are *italicised*.

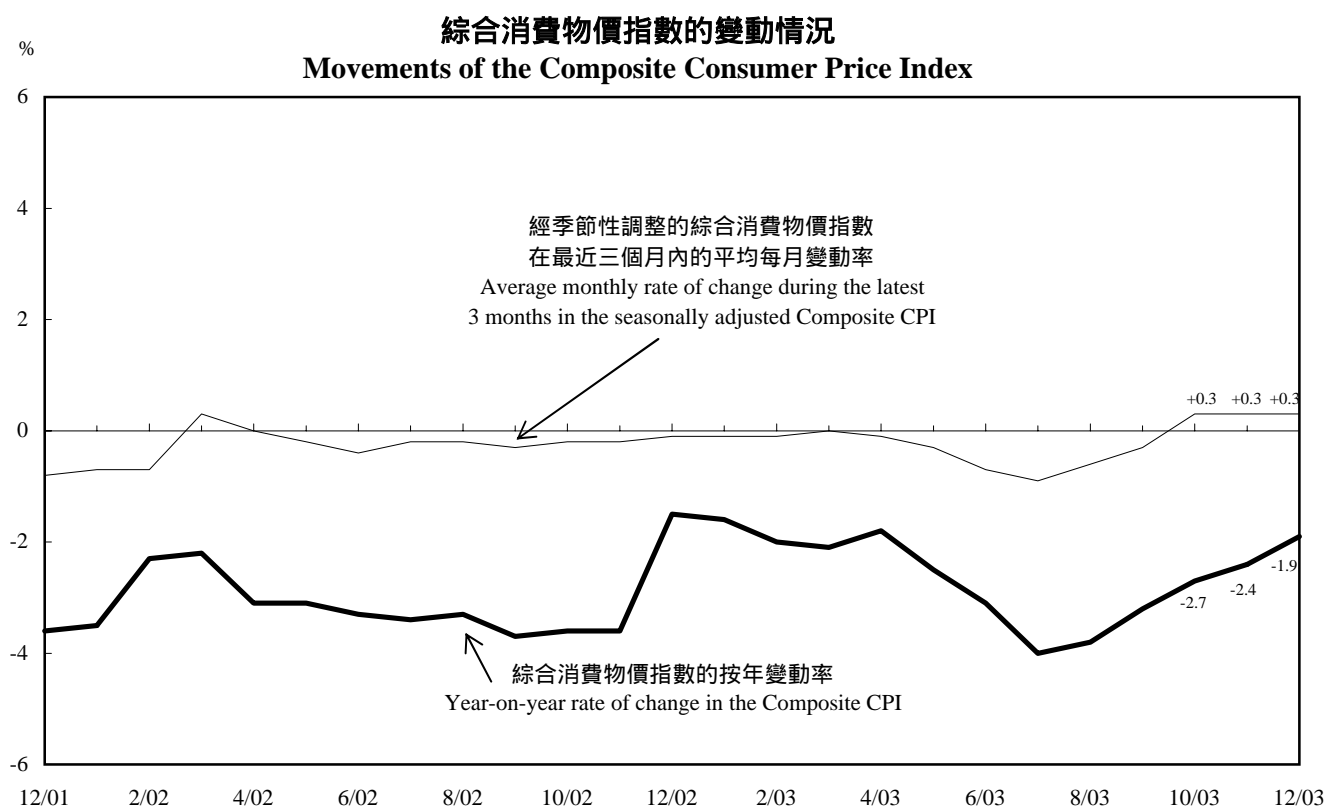
## 對外債務

## External Debt

		2002 ** Q3	2002 ** Q4	2003 Q1 <sup>®</sup>	2003 Q2 <sup>®</sup>	2003 Q3 <sup>®</sup>
<b>對外債務頭寸總額</b> (百萬港元)	<b>Gross external debt position</b> (HK\$ million)					(季末頭寸) (Position as at end of quarter)
政府機構	General government	0	0	0	0	<b>0</b>
金融當局	Monetary authority	25,852	1,654	12,482	4,959	<b>9,658</b>
銀行	Banks	1,699,587	1,722,484	1,687,532	1,654,820	<b>1,629,418</b>
其他界別	Other sectors	250,601	225,336	238,226	214,255	<b>222,960</b>
直接投資： 公司間借貸	Direct investment： Inter-company lending	832,912	785,536	792,414	789,678	<b>802,828</b>
<b>對外債務負債總額</b> (百萬港元)	<b>Gross external debt</b> (HK\$ million)	<b>2,808,952</b>	<b>2,735,010</b>	<b>2,730,654</b>	<b>2,663,712</b>	<b>2,664,864</b>

## 消費物價

## Consumer Prices



二零零三年十二月份綜合消費物價指數 (10/99-9/00=100)

**92.0**

Composite CPI for December 2003 (10/99-9/00=100)

二零零三年一月至十二月的平均數與二零零二年一月至十二月的平均數比較

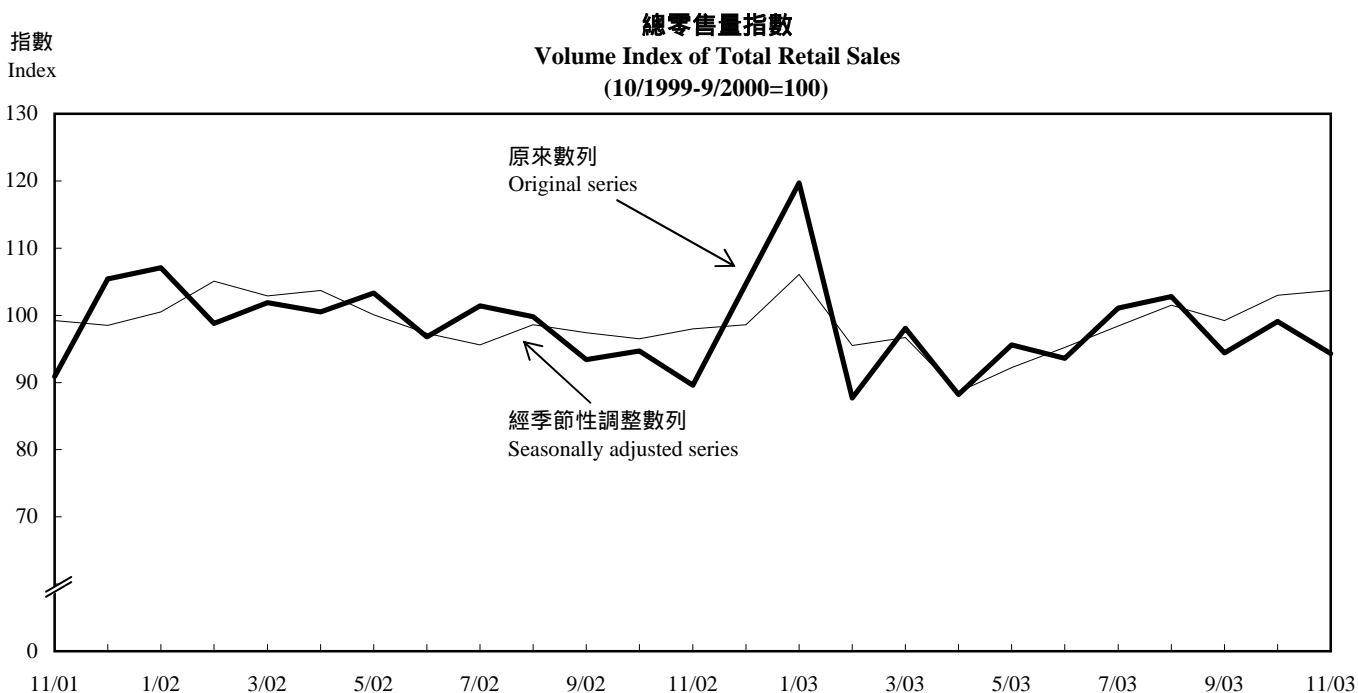
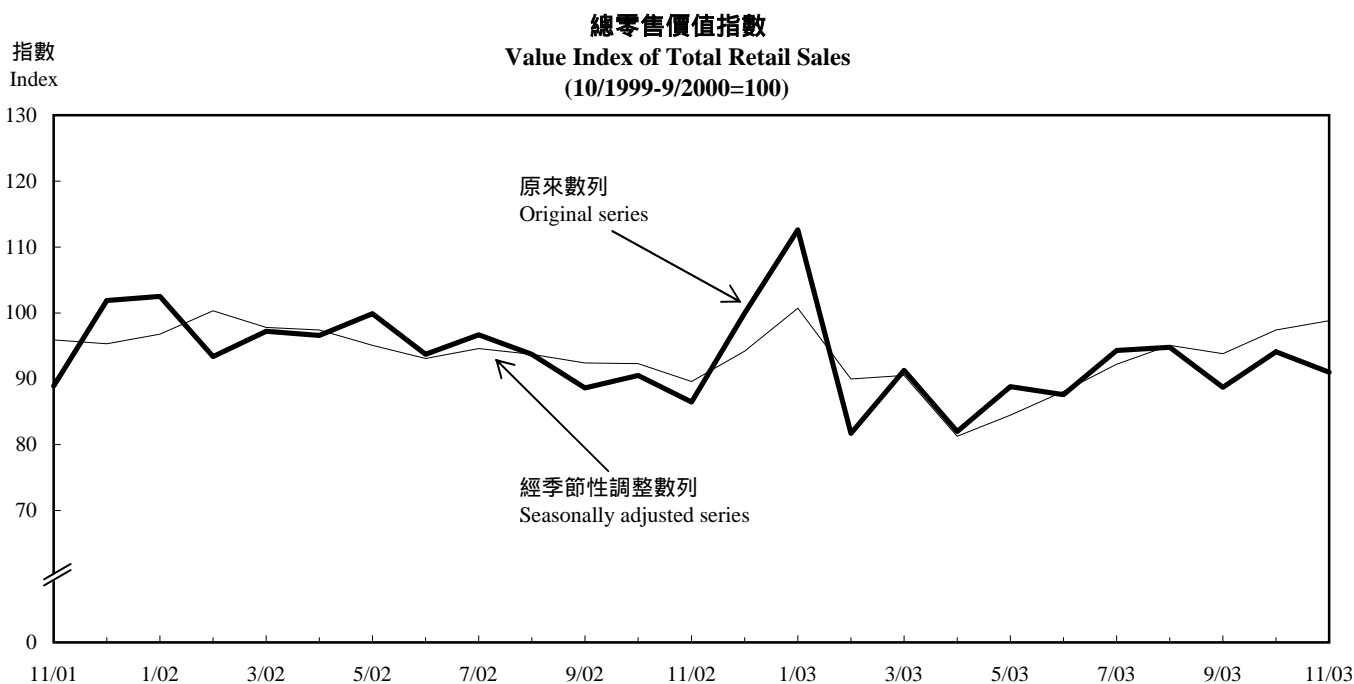
**-2.6%**

Average for January to December 2003 compared with the average for January to December 2002

\*\* 二零零四年一月進行了一項數據素質檢討，發現有若干二零零二年的數據項目須作出更改。已作出更改的數字以斜體字顯示。

\*\* A number of data items for 2002 have been rectified to incorporate the necessary changes as revealed by a data quality review exercise conducted in January 2004. The changed figures are *italicised*.

		11/03	10/03	11/02	$\frac{11/03}{11/02}$	$\frac{9/03-11/03}{6/03-8/03}$
					(變動百分率) (% change)	(經季節性調整的數列的變動百分率) (% change of seasonally adjusted series)
<b>零售指數</b> (10/1999-9/2000=100)	<b>Index of retail sales</b> (10/1999-9/2000=100)					
所有零售商類別	All retail outlets					
價值指數	Value index	<b>91.0#</b>	94.1	86.5	+5.2#	+5.3#
數量指數	Volume index	<b>94.3#</b>	99.1	89.6	+5.2#	+3.7#



## 商業(續)

## Commerce (Cont'd)

		2002 Q3	2002 Q4	2003 Q1	2003 Q2	2003 Q3
<b>業務收益指數</b>	<b>Business receipts indices</b>					
(以價值計算的按年變動率)(百分率)	(Year-on-year rate of change in value terms) (%)					
<b>服務行業</b>	<b>Service industry</b>					
批發/零售	Wholesale/Retail	-5.5	-3.3	-2.8	-11.6	<b>-1.4</b>
進出口貿易	Import/Export trade	+1.8	+5.3	+2.4	+4.3	<b>+6.5</b>
食肆	Restaurants	-4.5	-5.9	-8.6	-19.2	<b>-7.1</b>
酒店	Hotels	-2.5	+12.5	-2.7	-64.3	<b>-9.5</b>
運輸	Transport	+6.1	+10.6	+5.6	-10.9	<b>+0.3</b>
倉庫	Storage	-20.4	-6.8	-7.8	-8.3	<b>-3.7</b>
通訊	Communications	-1.4	+0.5	+1.6	-4.9	<b>-3.1</b>
銀行	Banking	-4.2	+7.4	-1.3	+2.3	<b>+5.8</b>
金融 <sup>(8)</sup> (銀行除外)	Financing <sup>(8)</sup> (except banking)	-6.9	-11.1	-5.7	-5.5	<b>+30.9</b>
保險	Insurance	+9.8	+15.0	+22.4	+14.4	<b>+25.4</b>
地產 <sup>(9)</sup>	Real estate <sup>(9)</sup>	-8.4	-5.2	-4.3	-12.1	<b>+18.3</b>
商用服務	Business services	-5.0	-3.5	+0.2	-3.7	<b>+0.8</b>
電影	Film entertainment	-18.9	-1.8	-1.0	-5.6	<b>+12.1</b>
<b>服務界別</b>	<b>Service domain</b>					
旅遊、會議及展覽服務 <sup>(5)</sup>	Tourism, convention and exhibition services <sup>(5)</sup>	+10.8	+25.2	+4.5#	-68.6#	<b>-4.2#</b>
電腦及有關服務	Computer and information services	+6.9	+13.0	-1.2	+5.6	<b>+6.0</b>

## 工業生產

## Industrial Production

		2002 Q4	2003 Q1	2003 Q2	2003 Q3	<u>Q3 2003</u> <u>Q3 2002</u>	<u>Q3 2003</u> <u>Q2 2003</u>
<b>工業生產指數</b>	<b>Index of industrial production</b>					(變動百分率)	(經季節性調整的數列的變動百分率)
(按年實質變動率)(百分率)	(Year-on-year rate of change in real terms) (%)					(% change)	(% change of seasonally adjusted series)
所有製造行業	All manufacturing industries	-9.2	-8.8	-12.5	<b>-9.2#</b>	-	+2.6#
<b>製造業生產者價格指數</b> (2000=100)	<b>Producer price index for all manufacturing industries</b> (2000=100)	95.8	94.6	94.9	<b>95.5#</b>	§#	-

(8) 不包括投資及控股公司。

(8) Not including investment and holding companies.

(9) 不包括地產發展。

(9) Not including real estate development.

## 建造及地產

## Construction and Real Estate

		11/03	10/03	11/02	12/02-11/03	$\frac{12/02-11/03}{12/01-11/02}$
						(每月平均) (變動百分率) (Monthly average) (% change)
<b>新落成私人樓宇</b>	<b>Private buildings newly completed</b>					
實用樓面面積 (千平方米)	Usable floor area ('000 sq. m.)	108.2	102.9	124.7	137.5	-15.0
<b>獲批准可動工興建私人樓宇</b>	<b>Private buildings with consent to commence work</b>					
實用樓面面積 (千平方米)	Usable floor area ('000 sq. m.)	226.3	85.4	114.8	138.6	+20.7

## 能源消耗

## Energy Consumption

		12/03	11/03	12/02	1/03-12/03	$\frac{1/03-12/03}{11/01-12/02}$
						(每月平均) (變動百分率) (Monthly average) (% change)
<b>煤氣(兆焦耳)<sup>(10)</sup></b>	<b>Gas (Terajoules)<sup>(10)</sup></b>	2 271.0	2 066.0	2 215.5	2 250.2	+1.4
<b>電力(兆焦耳)<sup>(10)</sup></b>	<b>Electricity (Terajoules)<sup>(10)</sup></b>	11 162.1	10 613.1	10 206.5	12 438.5	+3.0

## 電訊及互聯網服務<sup>(11)</sup> Telecommunications and Internet Services<sup>(11)</sup>

		10/03	9/03	10/02	11/02-10/03	$\frac{11/02-10/03}{11/01-10/02}$
						(每月平均) (變動百分率) (Monthly average) (% change)
<b>交換機有效負載量 (以千條線路計)</b>	<b>Effective exchange capacity ('000 lines)</b>	4 817	4 782	4 710	4 756	+3.8
<b>電話線路(以千條線路計)</b>	<b>Telephone lines ('000)</b>	3 820	3 814	3 853	3 827	-1.7
<b>香港撥出對外電話 通訊量(以千分鐘計)</b>	<b>Outward external telephone traffic volume ('000 minutes)</b>	385 106	370 186	354 026	341 517	+3.7
<b>公共流動無線電話用戶系 統<sup>(12)</sup>(以千用戶系統計)</b>	<b>Public mobile radio-telephone subscriber units<sup>(12)</sup> ('000)</b>	4 350 (6 937)	4 330 (6 754)	4 217 (5 975)	4 244 (6 458)	+0.1 (+11.3)
<b>公共無線電傳呼接收器 (以千接收器計)</b>	<b>Public radio paging receivers ('000)</b>	173	171	205	183	-20.3
<b>持牌互聯網服務供應商 數目</b>	<b>No. of licensed Internet Service Providers (ISPs)</b>	204	206	234	225	-11.4
<b>持牌的互聯網服務供應商 客戶數目(以千用戶計)</b>	<b>No. of customers of licensed ISPs('000)</b>					
以撥號接駁的已登記客戶 戶口(不包括互聯網儲值 卡)	Registered customer accounts with dial-up access (excluding Internet pre-paid calling cards)	1 097	1 111	1 603	1 335	-26.9
寬頻互聯網接駁客戶戶口	Registered broadband Internet access customer accounts	1 194	1 170	940	1 076	+40.9
<b>互聯網使用量</b>	<b>Internet traffic volume</b>					
客戶透過公共電話網絡接 駁(千分鐘)	Customer access via public switched telephone networks ('000 minutes)	244 906	251 794	387 219	321 197	-38.0
客戶透過寬頻網絡接駁 (兆兆比特)	Customer access via broadband networks (terabits)	114 955	100 289	24 079	60 882	+303.3

(10) 1 兆焦耳 = 10<sup>12</sup> 焦耳

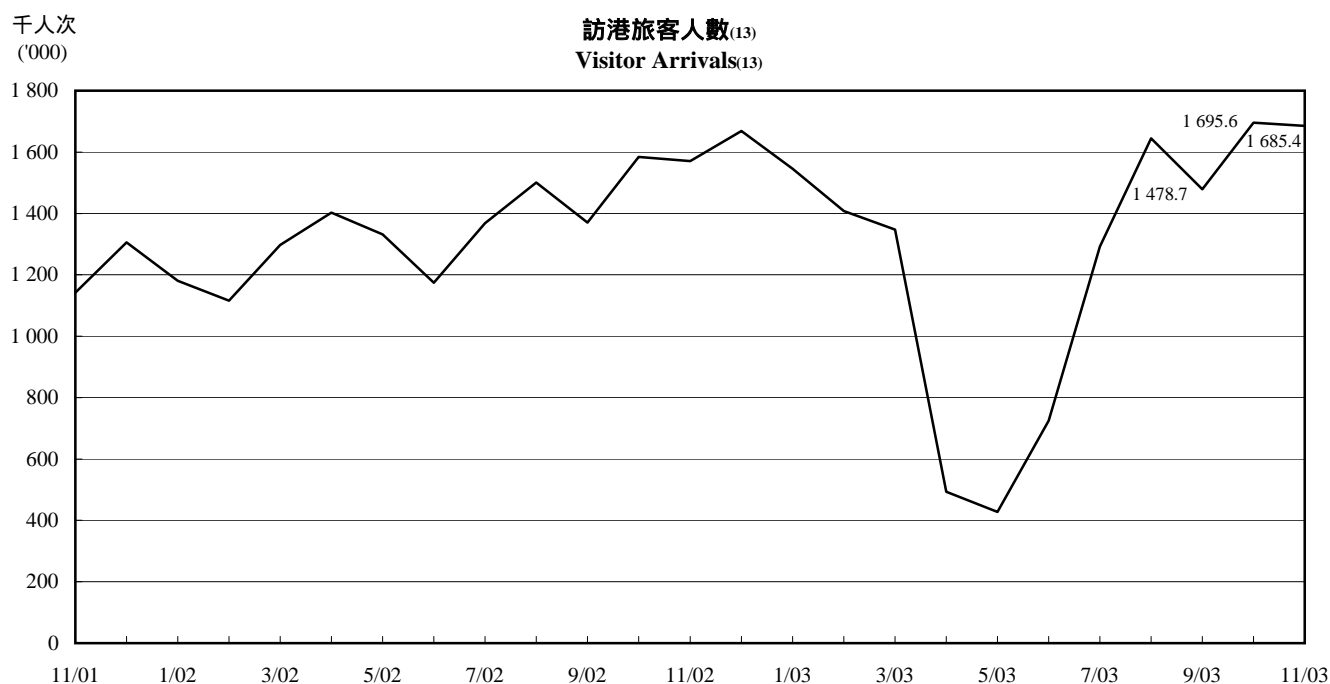
(11) 數字是由電訊管理局編製，並指月底數字。

(12) 數字不包括儲值智能咭。包括儲值智能咭的數字於括號內展示。

(10) 1 terajoule = 10<sup>12</sup> joules

(11) Figures are compiled by the Office of Telecommunications Authority, and refer to month-end figures.

(12) Excluding pre-paid SIM cards. Figures including pre-paid SIM cards are presented in brackets.



		11/03	10/03	11/02	12/02-11/03	<u>12/02-11/03</u> <u>12/01-11/02</u>	
						(每月平均) (Monthly average)	(變動百分率) (% change)
<b>訪港旅客人數<sup>(13)</sup></b> (千人次)	<b>Visitor arrivals<sup>(13)</sup></b> (‘000)	<b>1 685.4</b>	1 695.6	1 570.2	1 284.4	-4.9	
中國內地	The mainland of China	<b>930.4</b>	878.6	697.8	683.3	+25.6	
台灣	Taiwan	<b>172.3</b>	197.0	195.5	157.0	-22.3	
南亞及東南亞	South & Southeast Asia	<b>163.7</b>	159.7	172.0	117.8	-24.9	
北亞	North Asia	<b>127.8</b>	119.0	174.5	106.2	-30.5	
美洲	The Americas	<b>107.5</b>	118.0	129.6	78.2	-29.9	
歐洲、非洲及中東	Europe, Africa & the Middle East	<b>114.2</b>	150.0	125.1	78.9	-24.5	
澳門	Macao	<b>37.1</b>	36.8	40.1	37.1	-17.3	
澳洲、紐西蘭及南太平洋	Australia, New Zealand & South Pacific	<b>32.3</b>	36.6	35.5	26.0	-23.0	
<b>酒店房間入住率<sup>(13)(14)</sup></b> (百分率)	<b>Hotel room occupancy rate<sup>(13)(14)</sup></b> (%)	<b>92</b>	85	92	69	-17.9	
		<b>12/03</b>	11/03	12/02	1/03-12/03	<u>1/03-12/03</u> <u>1/02-12/02</u>	
						(每月平均) (Monthly average)	(變動百分率) (% change)
<b>本港居民離港人數<sup>(15)</sup></b> (千人次)	<b>HK resident departures<sup>(15)</sup></b> (‘000)	<b>5 826.7</b>	5 332.4	5 649.6	5 078.0	-5.6	

(13) 數字是由香港旅遊發展局編製。

(13) Figures are compiled by the Hong Kong Tourism Board.

(14) 二零零二年前的數字指前香港旅遊協會會員酒店及旅舍/賓館。由二零零二年開始，數字包括所有獲民政事務總署牌照事務處發牌經營的酒店及旅客賓館。

(14) Figures before 2002 refer to member hotels and member hostels/guest houses of the previous Hong Kong Tourist Association. Figures from 2002 onwards cover all hotels and tourist guest houses with licences for operation issued by the Office of the Licensing Authority of the Home Affairs Department.

(15) 數字是由入境事務處編製。

(15) Figures are compiled by the Immigration Department.

## 運輸

## Transport

		10/03	9/03	10/02	11/02-10/03	<u>11/02-10/03</u> <u>11/01-10/02</u>	
						(每月平均) (Monthly average)	(變動百分率) (% change)
<b>港口貨櫃吞吐量<sup>(16)</sup></b> (千標準貨櫃單位)	<b>Port's container throughput<sup>(16)</sup></b> ( <b>'000 TEUs</b> )	<b>1 773#</b>	1 814	1 694	1 685#	+8.6#	
<b>海運(千公噸)</b>	<b>Ocean ('000 tonnes)</b>						
抵港貨物	Inward cargo	<b>8 760#</b>	7 730	8 113	8 129#	+6.0#	
離港貨物	Outward cargo	<b>4 223#</b>	4 530	3 976	4 056#	+11.6#	
<b>河運(千公噸)</b>	<b>River ('000 tonnes)</b>						
抵港貨物	Inward cargo	<b>2 535#</b>	2 446	2 256	2 400#	+13.7#	
離港貨物	Outward cargo	<b>2 552#</b>	2 447	2 188	2 438#	+8.0#	
		12/03	11/03	12/02	1/03-12/03	<u>1/03-12/03</u> <u>1/02-12/02</u>	
						(每月平均) (Monthly average)	(變動百分率) (% change)
<b>空運<sup>(16)</sup>(千公噸)</b>	<b>Air<sup>(16)</sup>('000 tonnes)</b>						
抵港貨物	Inward cargo	<b>98.0#</b>	95.0#	89.4	86.3#	+3.2#	
離港貨物	Outward cargo	<b>151.0#</b>	172.0#	125.6	134.0#	+9.0#	
<b>陸運<sup>(16)</sup>(千公噸)</b>	<b>Land<sup>(16)</sup>('000 tonnes)</b>						
抵港貨物	Inward cargo	<b>1 807.5<sup>^</sup></b>	1 728.3 <sup>^</sup>	1 696.6 <sup>^</sup>	1 738.3 <sup>^</sup>	-2.4 <sup>^</sup>	
離港貨物	Outward cargo	<b>1 677.3<sup>^</sup></b>	1 616.8 <sup>^</sup>	1 561.9 <sup>^</sup>	1 576.9 <sup>^</sup>	+2.9 <sup>^</sup>	

## 貨幣及金融<sup>(17)</sup>

## Money and Finance<sup>(17)</sup>

		12/03	11/03	12/02
		(月底數字) (month-end figures)		
<b>最優惠貸款利率<sup>(18)</sup>(年率)</b>	<b>Best lending rate<sup>(18)</sup>(% p.a.)</b>	<b>5.00</b>	5.00	5.00
<b>香港銀行同業拆息<sup>(18)(19)</sup> (隔夜)(年率)</b>	<b>Hong Kong interbank offered rate<sup>(18)(19)</sup>(overnight)(% p.a.)</b>	<b>0.07</b>	0.07	1.50

(16) 貨櫃吞吐量、空運及陸運的數字分別是由海事處、民航處和香港海關及九廣鐵路公司編製。

(17) 指月底數字。

(18) 數字是由香港金融管理局編製。

(19) 指中間利率，即借入利率和拆出利率的平均數。

<sup>^</sup> 數字是根據自二零零一年四月開始採用的新估計方法編製得來。

(16) Figures for container throughput, air and land are respectively compiled by the Marine Department, the Civil Aviation Department, the Customs and Excise Department and Kowloon-Canton Railway Corporation.

(17) Refer to month-end figures.

(18) Figures are compiled by the Hong Kong Monetary Authority.

(19) Refers to the middle rate which is the average of bid rate and offered rate.

<sup>^</sup> Figures are compiled based on a new estimation method, which has been adopted as from April 2001.

## 貨幣及金融(續)

## Money and Finance (Cont'd)

		11/03	10/03	11/02	12/02-11/03	$\frac{12/02-11/03}{12/01-11/02}$	
						(每月平均) (Monthly average)	(變動百分率) (% change)
<b>貨幣供應<sup>(20)</sup> (億港元):</b>	<b>Money Supply<sup>(20)</sup> (HK\$ billion):</b>						
<b>貨幣供應量 M1 -</b>	<b>M1 -</b>	<b>387.8</b>	398.1	284.4	327.2	+21.8	
港元	Hong Kong dollar	<b>334.0</b>	347.0	247.7	282.8	+19.7	
經季節性調整	Seasonally adjusted	<b>321.1</b>	307.6	247.1	278.2	+17.8	
外幣	Foreign currency	<b>53.8</b>	51.0	36.7	44.4	+37.6	
<b>貨幣供應量 M2 -</b>	<b>M2 -</b>	<b>3,751.7</b>	3,774.6	3,519.9	3,601.8	+3.3	
港元 <sup>(21)</sup>	Hong Kong dollar <sup>(21)</sup>	<b>2,065.7</b>	2,123.9	1,989.1	2,014.7	+1.5	
外幣 <sup>(22)</sup>	Foreign currency <sup>(22)</sup>	<b>1,686.0</b>	1,650.7	1,530.8	1,587.1	+5.7	
<b>貨幣供應量 M3 -</b>	<b>M3 -</b>	<b>3,794.7</b>	3,816.6	3,561.5	3,643.1	+3.2	
港元 <sup>(21)</sup>	Hong Kong dollar <sup>(21)</sup>	<b>2,082.0</b>	2,140.3	2,008.3	2,032.8	+1.4	
外幣 <sup>(22)</sup>	Foreign currency <sup>(22)</sup>	<b>1,712.7</b>	1,676.3	1,553.2	1,610.4	+5.5	
<b>存款<sup>(20)</sup> (億港元):</b>	<b>Deposits<sup>(20)</sup> (HK\$ billion):</b>						
<b>所有認可機構</b>	<b>All authorized institutions</b>	<b>3,509.4</b>	3,535.5	3,322.7	3,370.4	+1.5	
港元 <sup>(21)</sup>	Hong Kong dollar <sup>(21)</sup>	<b>1,892.9</b>	1,955.3	1,830.0	1,845.1	+0.6	
外幣 <sup>(22)</sup>	Foreign currency <sup>(22)</sup>	<b>1,616.5</b>	1,580.2	1,492.7	1,525.3	+2.7	
<b>貸款及墊款<sup>(20)</sup> (億港元):</b>	<b>Loans and advances<sup>(20)</sup> (HK\$ billion):</b>						
<b>所有認可機構</b>	<b>All authorized institutions</b>	<b>2,023.1</b>	2,070.5	2,078.5	2,049.5	-4.1	
港元	Hong Kong dollar	<b>1,566.3</b>	1,617.1	1,615.4	1,595.3	-2.7	
外幣	Foreign currency	<b>456.8</b>	453.4	463.2	454.2	-8.5	
		<b>12/03</b>	11/03	12/02	1/03-12/03	$\frac{1/03-12/03}{1/02-12/02}$	
						(每月平均) (Monthly average)	(變動百分率) (% change)
<b>兌換率<sup>(23)</sup></b>	<b>Exchange rates<sup>(23)</sup></b>						
<b>(每單位外幣兌換港元)</b>	<b>(HK\$ per unit of foreign currency)</b>						
澳元	Australian dollar	<b>5.83</b>	5.62	4.41	5.12	+20.2	
加拿大元	Canadian dollar	<b>6.00</b>	5.97	4.95	5.62	+13.1	
日圓	Japanese Yen	<b>0.0726</b>	0.0709	0.0657	0.0675	+7.7	
英鎊	Pound Sterling	<b>13.83</b>	13.35	12.51	12.81	+8.7	
美元	U.S. dollar	<b>7.763</b>	7.762	7.798	7.785	-0.2	
歐元	Euro	<b>9.77</b>	9.30	8.17	8.88	+19.7	
人民幣 (每百港元)	Chinese renminbi (per HK\$100)	<b>106.67</b>	105.82	105.82	105.89	§	
<b>港匯指數</b>	<b>Effective exchange rate index</b>	<b>98.8</b>	99.4	102.0	100.6	-3.2	
<b>(貿易總值(進口及整體出口)加權)</b>	<b>for Hong Kong dollar</b>						
<b>(二零零零年一月=100)</b>	<b>(trade (import and export) - weighted) (Jan 2000=100)</b>						

(20) 數字是由香港金融管理局編製。

(20) Figures are compiled by the Hong Kong Monetary Authority.

(21) 包括外幣掉期存款。

(21) Adjusted to include foreign currency swap deposits.

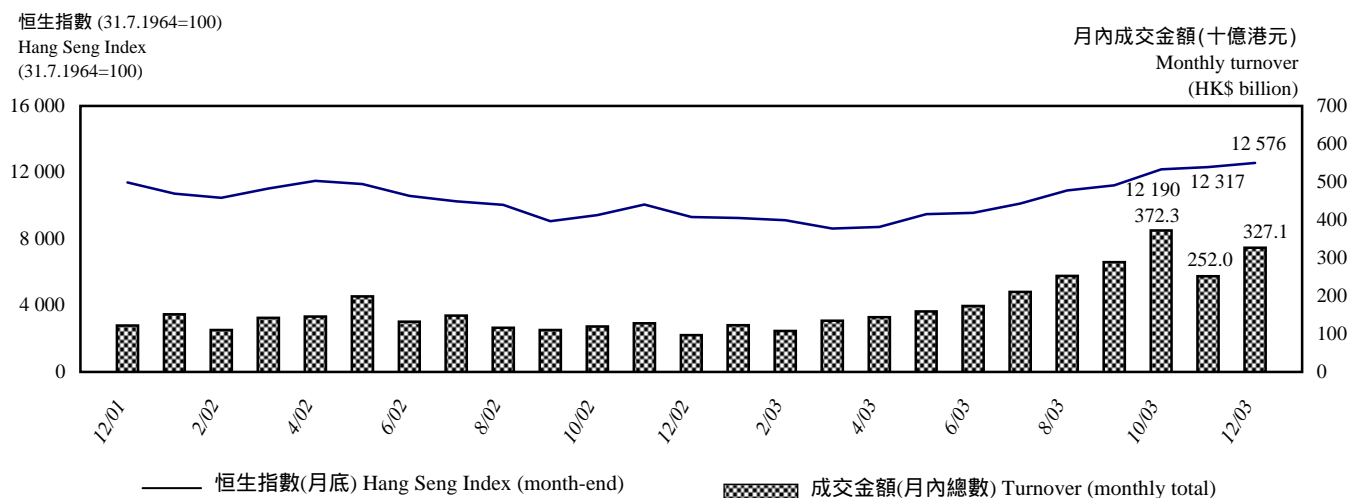
(22) 已扣除外幣掉期存款。

(22) Adjusted to exclude foreign currency swap deposits.

(23) 數字是該月最後一個交易日的電匯收市中間兌換價。

(23) Figures are based on closing middle-market telegraphic transfer rates as at the last trading day of the month.

### 恒生指數(月底)及主板成交金額(月內總數) Hang Seng Index (Month-end) and Main Board Turnover (Monthly Total)



		12/03	11/03	12/02	12/03 12/02
					(變動百分率) (% change)
<b>主板：</b>	<b>Main Board:</b>				
<b>股票價格指數<sup>(25)</sup></b>	<b>Indices of share prices<sup>(25)</sup></b>				
恒生指數 (31.7.1964=100)	Hang Seng Index (31.7.1964=100)	<b>12 575.94</b>	12 317.47	9 321.29	+34.9
恒生綜合指數 (3.1.2000=2 000)	Hang Seng Composite Index (3.1.2000=2 000)	<b>1 621.61</b>	1 558.89	1 130.24	+43.5
恒生香港綜合指數 (3.1.2000=2 000)	Hang Seng Hong Kong Composite Index (3.1.2000=2 000)	<b>1 688.90</b>	1 648.66	1 215.84	+38.9
恒生香港大型股指數 (3.1.2000=2 000)	Hang Seng HK LargeCap Index (3.1.2000=2 000)	<b>1 636.45</b>	1 596.73	1 211.09	+35.1
恒生香港中型股指數 (3.1.2000=2 000)	Hang Seng HK MidCap Index (3.1.2000=2 000)	<b>2 024.93</b>	1 978.50	1 345.87	+50.5
恒生香港小型股指數 (3.1.2000=2 000)	Hang Seng HK SmallCap Index (3.1.2000=2 000)	<b>1 543.27</b>	1 511.60	956.93	+61.3
恒生中國內地綜合指數 (3.1.2000=2 000)	Hang Seng Mainland Composite Index (3.1.2000=2 000)	<b>1 503.34</b>	1 383.48	950.62	+58.1
恒生中國企業指數 (3.1.2000=2 000)	Hang Seng China Enterprises Index (3.1.2000=2 000)	<b>5 020.18</b>	3 832.27	1 990.44	+152.2
恒生香港中資企業指數 (3.1.2000=2 000)	Hang Seng China-Affiliated Corporations Index (3.1.2000=2 000)	<b>1 427.71</b>	1 387.19	1 011.13	+41.2
標準普爾 / 香港交易所大型股 指數 <sup>(26)</sup> (28.2.2003=10 000)	S&P/HKEx LargeCap Index <sup>(26)</sup> (28.2.2003=10 000)	<b>13 645.19</b>	13 188.86	-	-
<b>成交金額<sup>(28)</sup>(十億港元)</b>	<b>Turnover<sup>(28)</sup>(HK\$ billion)</b>	<b>327.1</b>	252.0	96.7	+238.4
<b>市場總值<sup>(29)</sup>(十億港元)</b>	<b>Market capitalisation<sup>(29)</sup>(HK\$ billion)</b>	<b>5,477.7</b>	5,208.7	3,559.1	+53.9
<b>創業板：</b>	<b>Growth Enterprise Market:</b>				
標準普爾 / 香港交易所創業板 指數 <sup>(25)(27)</sup> (28.2.2003=1 000)	S&P/HKEx GEM Index <sup>(25)(27)</sup> (28.2.2003=1 000)	<b>1 186.06</b>	1 191.89	-	-
<b>成交金額<sup>(28)</sup>(十億港元)</b>	<b>Turnover<sup>(28)</sup>(HK\$ billion)</b>	<b>4.1</b>	3.5	1.4	+188.4
<b>市場總值<sup>(29)</sup>(十億港元)</b>	<b>Market capitalisation<sup>(29)</sup>(HK\$ billion)</b>	<b>70.2</b>	69.7	52.2	+34.4

(24) 數字是由恒指服務有限公司，香港交易及結算所有限公司及標準普爾編製。

(25) 指該月份最後一個交易日的收市指數。

(26) 於二零零三年三月三日推出。由二零零三年四月十四日起取代所有普通股指數。

(27) 於二零零三年三月三日推出。由二零零三年四月十四日起取代創業板指數。

(28) 月內總額。

(29) 指該月份最後一個交易日的收市數字。

(24) Figures are compiled by the HSI Services Limited, the Hong Kong Exchanges and Clearing Limited and the Standard & Poor's.

(25) Refer to the closing indices of the last trading day of the month.

(26) Launched on 3 March 2003 and replaced the All Ordinaries Index with effect from 14 April 2003.

(27) Launched on 3 March 2003 and replaced the Growth Enterprise Index with effect from 14 April 2003.

(28) Monthly total.

(29) Refer to the closing figure of the last trading day of the month.

交易日期 Trading date	主板 <sup>(30)</sup> Main Board <sup>(30)</sup>					
	恒生指數 Hang Seng Index (31.7.1964=100)	恒生綜合指數 Hang Seng Composite Index (3.1.2000=2 000)	恒生香港綜合指數 Hang Seng Hong Kong Composite Index (3.1.2000=2 000)	恒生香港大型股指數 Hang Seng LargeCap Index (3.1.2000=2 000)	恒生香港中型股指數 Hang Seng MidCap Index (3.1.2000=2 000)	恒生香港小型股指數 Hang Seng SmallCap Index (3.1.2000=2 000)
13.01.2004	13 396.65	1 717.34	1 785.27	1 721.34	2 186.65	1 635.59
14.01.2004	13 320.88	1 710.94	1 783.69	1 717.30	2 197.40	1 637.67
15.01.2004	13 249.81	1 702.55	1 772.00	1 703.38	2 191.83	1 641.34
16.01.2004	13 167.76	1 689.27	1 762.46	1 691.85	2 192.58	1 634.38
19.01.2004	13 253.31	1 703.39	1 774.90	1 700.99	2 226.19	1 640.68
20.01.2004	13 570.43	1 747.19	1 812.54	1 731.74	2 295.64	1 693.73
21.01.2004	13 750.58	1 770.80	1 836.48	1 756.68	2 309.83	1 726.18
26.01.2004	13 727.27	1 766.78	1 840.86	1 758.90	2 324.24	1 735.43
27.01.2004	13 761.88	1 770.41	1 832.50	1 747.83	2 331.59	1 726.63
28.01.2004	13 431.78	1 725.97	1 791.67	1 712.14	2 266.08	1 677.00

交易日期 Trading date	主板 <sup>(30)</sup> ----- (續) Main Board <sup>(30)</sup> -----(Cont'd)				創業板 <sup>(30)</sup> Growth Enterprise Market <sup>(30)</sup>		
	恒生 中國內地 綜合指數 Hang Seng Mainland Composite Index (3.1.2000=2 000)	恒生中國 企業指數 Hang Seng China Enterprises Index (3.1.2000=2 000)	恒生香港 中資企業 指數 Hang Seng China- Affiliated Corp. Index (3.1.2000=2 000)	標準普爾/ 香港交易所 大型股指數 <sup>(31)</sup> S&P/HKEx LargeCap Index <sup>(31)</sup> (28.2.2003=10 000)	成交金額 (百萬港元) Turnover (HK\$ million)	標準普爾/ 香港交易所 創業板指數 <sup>(32)</sup> S&P/HKEx GEM Index <sup>(32)</sup> (28.2.2003=1 000)	成交金額 (百萬港元) Turnover (HK\$ million)
13.01.2004	1 600.30	4 811.44	1 576.06	14 547.51	38,758.63	1 248.69	225.23
14.01.2004	1 581.86	4 781.92	1 551.38	14 575.81	22,947.28	1 267.74	283.19
15.01.2004	1 581.36	4 730.15	1 555.28	14 473.36	20,001.82	1 268.46	301.15
16.01.2004	1 558.47	4 569.14	1 542.52	14 378.35	21,981.77	1 254.95	188.94
19.01.2004	1 577.12	4 737.51	1 550.66	14 483.89	17,062.30	1 262.77	131.94
20.01.2004	1 637.34	4 905.81	1 612.89	14 843.41	23,584.11	1 285.61	231.53
21.01.2004	1 660.85	4 963.03	1 637.42	15 086.59	17,308.21	1 301.26	138.62
26.01.2004	1 636.06	4 803.33	1 617.66	15 105.84	19,679.70	1 305.86	177.11
27.01.2004	1 669.28	4 823.31	1 660.05	15 134.71	24,560.12	1 309.81	196.51
28.01.2004	1 614.64	4 711.80	1 599.75	14 728.96	21,783.59 <sup>@</sup>	1 292.39	203.33 <sup>@</sup>

(30) 所有陳示的指數均指收市指數。

(30) All indices presented refer to closing indices.

(31) 於二零零三年三月三日推出。由二零零三年四月十四日起取代所有普通股指數。

(31) Launched on 3 March 2003 and replaced the All Ordinaries Index with effect from 14 April 2003.

(32) 於二零零三年三月三日推出。由二零零三年四月十四日起取代創業板指數。

(32) Launched on 3 March 2003 and replaced the Growth Enterprise Index with effect from 14 April 2003.

## 政府統計處編製的各綜合性統計刊物簡介

### An Introduction to the General Statistical Digests Compiled by the Census and Statistics Department

《香港經濟趨勢》(即本刊)是政府統計處編製的綜合性統計刊物之一,其他綜合性統計刊物包括《香港統計月刊》、《香港統計年刊》和《香港社會及經濟趨勢》(雙年刊)。這些綜合性統計刊物輯錄香港社會及經濟各方面的統計資料,提供範圍分廣泛的數據,涉及社會、經濟和工商業各項主題。它們各具特色,出版頻次、所載數列的統計期、詳細程度及形式各有不同,相輔相成,組成一個全面的參考系列。

《香港統計月刊》分為13節,載有超過130個統計表,匯集各種官方統計數字。月刊收錄本港各項最新社會及經濟統計數列,並盡可能將資料齊備的最近五個月份的按月或按季統計數字,連最近三個完整年份的按年統計數字一同刊載。此外,本月刊亦載有超過20個統計圖,展示選定主要統計項目在過去一年的按年趨勢及最近兩年的按月或按季趨勢。由於月刊輯錄需時,政府統計處每半月出版《香港經濟趨勢》,列載主要經濟指標最新按月、按季資料,讓讀者在其他詳盡數據尚未齊備前,盡快掌握香港的經濟脈搏。

若需要較詳細的社會及經濟統計資料或較遠年份的按年數據,則可參考《香港統計年刊》。至於《香港社會及經濟趨勢》,則旨在選錄與社會及經濟各方面有關的主要按年統計數列並加以分析。除載有統計圖表外,兼有短評闡釋,讓讀者綜觀香港過去一年的社會及經濟趨勢。這本刊物為雙年刊,於單數年份出版。

The *Hong Kong Economic Trends*, i.e. this publication, is one of the general statistical digests compiled by the Census and Statistics Department. Other digests include *Hong Kong Monthly Digest of Statistics*, *Hong Kong Annual Digest of Statistics* and *Hong Kong Social and Economic Trends* (biennial). Each digest brings together statistical data covering various social and economic aspects of Hong Kong. Statistical data contained cover a very wide range of topics relating to society, the economy and businesses. The digests are each featured in its own way. They are published at different frequencies with statistical data series presented in various length, depth and formats. Complementing each other, together they form a comprehensive series for reference.

The *Hong Kong Monthly Digest of Statistics* is a compact volume of official statistics containing over 130 tables in 13 sections. It collects up-to-date statistical series on various aspects of the social and economic situation of Hong Kong. Statistics are presented wherever possible in the form of monthly or quarterly figures for the latest 15 months for which data are available, together with annual figures for the latest three complete years. For selected key statistical items, over 20 charts depicting the annual trend in the past decade and quarterly or monthly trend in the recent two years are also available. Since collation of data for this Monthly Digest takes time, the Census and Statistics Department compiles the *Hong Kong Economic Trends* on a half-monthly basis. This publication presents up-to-date monthly and quarterly data of major economic indicators which help readers grasp the pulse of Hong Kong's economy before more detailed statistics become available.

In case users require more detailed social and economic data or more back-dated annual data, they should refer to the *Hong Kong Annual Digest of Statistics*. As regards the *Hong Kong Social and Economic Trends*, this publication aims to present selected major annual data series relating to various social and economic aspects of Hong Kong for analysis. With the use of tables and charts, plus commentaries, this publication is meant to give readers an overall view of Hong Kong's social and economic trends in the past decade. It is published biennially in odd-numbered years.

#### 以上刊物及其他政府統計處刊物可透過以下途徑購買：

**網上銷售服務** 互聯網用戶可在「香港統計數據書店」(網址：<http://www.statisticalbookstore.gov.hk>)購買刊物，並即時付款。購買刊物的下載版可即時從網上下載，而購買印刷版則會以郵遞方式送達。所有二零零四年系列的期刊及二零零四年出版的年刊和特刊的下載版定價均為印刷版的百分之七十五。用戶亦可於網上安排訂閱期刊或行將出版的刊物。除刊物外，一些較刊物所載統計數據更詳細的統計表亦於網上書店有售。「香港統計數據書店」與其他公共服務集中設於「公共服務電子化」計劃(ESD)的入門網站內(網址：<http://www.esd.gov.hk>)。由即日起至二零零四年二月二十九日止，在「香港統計數據書店」選購指定刊物，可享七五折優惠。

**郵購服務** 大部分政府統計處的刊物均附有郵購表格，供訂購或按期訂閱刊物的印刷版。填妥的郵購表格可連同支付所需費用和郵費的支票或匯票寄回辦理。郵購表格亦可在政府統計處網站下載(網址：[http://www.info.gov.hk/censtatd/chinese/prod\\_serv/forms\\_index.html](http://www.info.gov.hk/censtatd/chinese/prod_serv/forms_index.html))。

**銷售中心** 香港灣仔港灣道十二號灣仔政府大樓十九樓 政府統計處刊物出版組 (電話：(852) 2582 3025，圖文傳真：(852) 2827 1708)

#### The above publications and other publications of the Census and Statistics Department can be purchased from the following channels:

**Online Purchase** Internet users may purchase the publications online at the "Statistical Bookstore, Hong Kong" (Address: <http://www.statisticalbookstore.gov.hk>) with payment made instantly. Softcopies of the publications purchased are available for immediate downloading while hardcopies purchased will be delivered by mail. Softcopies of the 2004 series of sub-annual publications as well as annual and ad hoc publications released in 2004 are priced at 75% of their hardcopy counterparts. Subscription to sub-annual publications and advance ordering of upcoming releases are also available. Apart from publications, softcopies of statistical tables containing more detailed statistics than those in publications are also available for sale. The Statistical Bookstore is hosted on the ESD portal (Address: <http://www.esd.gov.hk>) together with other public services. From now until 29 February 2004, the Statistical Bookstore is offering a special 25% discount on selected publications.

**Mail Order Service** A mail order form for ordering or arranging subscription to hardcopies of the publications is available in most publications of the Census and Statistics Department. It may be completed and sent back together with a cheque or bank draft covering all necessary cost and postage. The order form is also available for downloading from the website of the Department (Address: [http://www.info.gov.hk/censtatd/eng/prod\\_serv/forms\\_index.html](http://www.info.gov.hk/censtatd/eng/prod_serv/forms_index.html)).

**Sales Centre** Publications Unit of the Census and Statistics Department, 19/F Wanchai Tower, 12 Harbour Road, Wan Chai, Hong Kong (Tel.: (852) 2582 3025, Fax: (852) 2827 1708)



訂閱表格 (只適用於印刷版)  
香港經濟趨勢二零零四年期刊

Subscription Form (Applicable to hardcopies only)  
Hong Kong Economic Trends 2004 Issues

致：香港灣仔港灣道 二號  
灣仔政府大樓 九樓  
政府統計處綜合統計組 (一) 乙  
電話：(852)2582 3025 圖文傳真：(852)2827 1708

To：General Statistics Section (1) B,  
Census and Statistics Department  
19/F., Wanchai Tower,  
12 Harbour Road, Wan Chai, Hong Kong.  
Tel. : (852) 2582 3025 Fax : (852) 2827 1708

請在適當空格 (□) 內加上 (√) 號。 Please tick (√) in the appropriate box (□). (港元 HK\$)

刊物名稱 Title of Publication	每本售價 Price per copy <sup>(1)</sup>	每本本地郵費 Local postage <sup>(2)&amp;(3)</sup>	每本合計 Total price (a)	期數 No. of issues (b)	總計 Total amount (a) x (b)
<input type="checkbox"/> 香港經濟趨勢 (二零零四年期刊) (半月刊) 第一期至第二 四期 (共二 四期) Hong Kong Economic Trends, 2004 issues (half-monthly) Issues No. 1 to 24 (total 24 issues) (J41000401B0-J41000424B0)	12.0	3.0	15.0	24	360.0
<input type="checkbox"/> 香港經濟趨勢 (二零零四年期刊) (半月刊) 第 _____ 期至第二十四期 (共 _____ 期) Hong Kong Economic Trends, 2004 issues (half-monthly) Issues No. _____ to 24 (total _____ issues)	12.0	3.0	15.0		
合計 Total					

本人現附上支票 (編號： \_\_\_\_\_ ) 港幣 \_\_\_\_\_ 元，購買上述刊物。  
I enclose a cheque (No. \_\_\_\_\_) of HK\$ \_\_\_\_\_ for the payment of the above order.

註：支票應予劃線，並註明支付「香港特別行政區政府」。

Note: Cheque should be crossed and made payable to 'The Government of the Hong Kong Special Administrative Region' or 'The Government of the HKSAR'.

訂戶資料 **Subscriber's Information**

姓名 Name : \_\_\_\_\_ 機構名稱 Name of organization : \_\_\_\_\_

職銜 Title of post : \_\_\_\_\_ 地址 Address : \_\_\_\_\_

部門 Department: \_\_\_\_\_

電話 Tel.: \_\_\_\_\_

圖文傳真 Fax : \_\_\_\_\_ 日期 Date : \_\_\_\_\_

機構主要從事業務類別 Major type of business of organization:

- |  |  |
|--|--|
| <input type="checkbox"/> 進出口貿易業 Import/export trade          | <input type="checkbox"/> 建造業 Construction                                    |
| <input type="checkbox"/> 零售貿易業 Retail trade                  | <input type="checkbox"/> 金融、保險及地產業 Financing, insurance and real estate      |
| <input type="checkbox"/> 製造業 Manufacturing                   | <input type="checkbox"/> 商用服務業 Business services                             |
| <input type="checkbox"/> 教育機構 Educational institution        | <input type="checkbox"/> 社區、社會及個人服務業 Community, social and personal services |
| <input type="checkbox"/> 其他，請註明 Others, please specify _____ |  |

讀者類別 (可選多項) Type of readers (more than one choice allowed):

- |   |   |
|---|---|
| <input type="checkbox"/> 經理 Manager                   | <input type="checkbox"/> 市場、推廣部人員 Marketing / promotional personnel |
| <input type="checkbox"/> 分析員、研究員 Analyst / researcher | <input type="checkbox"/> 教師、大專院校講師 Teaching staff / lecturer        |
| <input type="checkbox"/> 學生 Student                   | <input type="checkbox"/> 其他，請註明 Others, please specify _____        |

訂戶類別 Type of subscriber:

- |  |  |
|--|--|
| <input type="checkbox"/> 機構 Organization | <input type="checkbox"/> 私人 Individual |
|--|--|

你是否願意收到本處推廣其他刊物的資料? Do you want to receive promotional materials of other publications of this department?

- |                                |                               |
|--------------------------------|-------------------------------|
| <input type="checkbox"/> 是 Yes | <input type="checkbox"/> 否 No |
|--------------------------------|-------------------------------|

註：(1) 此為印刷版的售價。請注意，除印刷版外，此期刊亦備有下載版可供選購，二零零四年系列的下載版定價為每期港幣 9 元。如欲訂閱下載版，請到網上「香港統計數據書店」(<http://www.statisticalbookstore.gov.hk>)。

Notes: This refers to the price of the hardcopy. Apart from hardcopy, please note that softcopy is also available for subscription at HK\$9 per issue for 2004 series. For arranging subscription to softcopies, please visit the online "Statistical Bookstore, Hong Kong" (<http://www.statisticalbookstore.gov.hk>).

(2) 外地訂購人士暫時毋須附上支票，所需郵費將於收到訂購要求後另行通知。

For mailings to addresses outside Hong Kong, please do not send in a cheque now. The required postage will be advised upon receipt of order.

(3) 訂閱超過一本相同名稱及期號的刊物，請向政府新聞處查詢所需本地郵費 (電話：(852) 2842 8844 或 (852) 2842 8845，圖文傳真：(852) 2598 7482)。

For arranging subscription to more than one copy per issue with the same title, please consult the Information Services Department about the required local postage. (Tel.: (852) 2842 8844 or (852) 2842 8845, Fax: (852) 2598 7482).

你在表格上所提供的資料，只會用作辦理書刊訂購事宜，不會向任何和訂購無關的人士透露。如欲查看或更改所填報的資料，請與政府統計處的資料管理人員聯絡。地址：香港灣仔港灣道 二號灣仔政府大樓二 一樓。

The information provided herein will only be used for processing your order of publications and will not be disclosed to parties which are not involved in the subscription of these publications. You may seek access to or correction of the information by addressing your request to the Data Controlling Officer, Census and Statistics Department, 21/F, Wanchai Tower, 12 Harbour Road, Wan Chai, Hong Kong.

政府統計處定期性統計數據發布日期一覽表(二零零四年一月三 日至二月二 六日)

Schedule for Issuing Regular Releases of Statistical Data by the Census and Statistics Department (30.01.2004 to 26.02.2004)

每年九月底，本處會向傳媒公布翌年定期性統計數據新聞發布的詳細時間表。本表載列未來一個月的發布日期。數據於發布日期下午四時十五分向傳媒公布。有關的新聞公布於稍後時間列載於政府統計處的網站上，網址是 <http://www.info.gov.hk/censtatd/>。發布日期下午四時十五分後致電本處，亦可查詢有關統計數據。

The date schedule for issuing regular press releases of statistical data in the ensuing year is issued to the mass media in end September of each year. This table gives the schedule for the coming one month. Data are issued to the media at 4:15 p.m. on the date of release. The press releases are posted shortly afterwards on the Department's website (Address - <http://www.info.gov.hk/censtatd/>). Telephone enquiries may also be made to the Department after 4:15 p.m. on the release date.

統計數據 Statistical Data	發布日期 Release Date	查詢電話 Enquiry Telephone Number
按國家 / 地區及貨品分析的對外商品貿易統計 (二零零三年十二月) External Merchandise Trade Statistics Classified by Country/Territory and Commodity (December 2003)	03.02.2004	2582 5041
按季業務展望統計調查結果 (二零零四年第一季) Results of the Quarterly Business Tendency Survey (1st Quarter 2004)	03.02.2004	2805 6119
零售業銷貨額統計 (二零零三年十二月) Retail Sales Statistics (December 2003)	06.02.2004	2802 1367
按產品所屬工業劃分的本港製造業產品出口統計 (二零零三年) Domestic Export Statistics Classified by Industrial Origin (2003)	10.02.2004	2805 6641
食肆的收入及購貨額統計 (二零零三年第四季) Restaurant Receipts and Purchases Statistics (4th Quarter 2003)	16.02.2004	2802 1367
年底人口數字 (二零零三年) End-year Population (2003)	17.02.2004	2716 8044
失業及就業不足統計數字 (二零零三年十一月至二零零四年一月) Unemployment and Underemployment Statistics (November 2003 - January 2004)	19.02.2004	2887 5506
消費物價指數 (二零零四年一月) Consumer Price Index (January 2004)	23.02.2004	2805 6401
對外商品貿易貨量及價格統計 (二零零三年十二月) Volume and Price Statistics of External Merchandise Trade (December 2003)	24.02.2004	2582 4914
對外商品貿易總計數字 (二零零四年一月) External Merchandise Trade Aggregate Figures (January 2004)	26.02.2004	2582 5041