

統計發展概要

An Outline of Statistical Development

2023 年版
Edition



香港特別行政區 政府統計處
Census and Statistics Department
Hong Kong Special Administrative Region

15+
caring organisation
同心很關懷

M
人才企業

統計發展概要

An Outline of Statistical Development

2023 年版
2023 Edition

有關本刊物的查詢，請聯絡：

政府統計處 綜合統計組

地址：香港灣仔港灣道12號灣仔政府大樓19樓

電話：(852) 2582 4733 圖文傳真：(852) 2827 1708

電郵：gen-enquiry@censtatd.gov.hk

Enquiries about this publication can be directed to：

General Statistics Section

Census and Statistics Department

Address：19/F Wanchai Tower, 12 Harbour Road, Wan Chai, Hong Kong.

Tel.：(852) 2582 4733 Fax：(852) 2827 1708

E-mail：gen-enquiry@censtatd.gov.hk

政府統計處網站 Website of the Census and Statistics Department

www.censtatd.gov.hk

2023年4月出版

Published in April 2023

抱負、使命和價值取向

Vision, Mission and Values

抱負 Vision

提供高質素的統計服務，為香港的社會和經濟發展作出貢獻。

To provide high-quality statistical services, contributing to the social and economic developments of Hong Kong.

使命 Mission

提供充足、切合需要、可靠和及時的統計數據，以協助政府及社會各界進行研究、討論、計劃和決策。

To provide adequate, relevant, reliable and timely statistics to facilitate research, discussion, planning and decision making within the government and in the community.

確保統計數據的編製和發布符合科學原理、專業操守及國際標準。

To ensure that the compilation and dissemination of statistics are in accordance with scientific principles, professional ethics and international standards.

發揚用者為本的文化，確保使用者可以得到有效及方便的服務。

To promote a user-based culture, ensuring that users can obtain effective and convenient services.

價值取向 Values

專業精神	Professionalism
客觀中立	Objectivity and neutrality
成本效益	Cost-effectiveness
尊重私隱	Respect for privacy
與時並進	Progressing with the times
力求卓越	Commitment to excellence

序言

Foreword

本處按年出版這本刊物，簡要地報告政府統計事務體系的工作和發展。政府統計事務體系由政府統計處及設於多個政府決策局及部門的統計組構成。本期敘述了2022/23年度進行的主要統計活動和統計發展計劃的近況。

多年來，本處一直堅守誠信與客觀中立的精神，竭誠提供高質素的統計服務，以協助政府及社會各界進行以數據為基礎的研究、討論、規劃及決策。我們致力按照國際標準和統計原則，提供充足、切合需要、及時和可靠的官方統計數字。

我們十分重視為數據提供者及數據使用者，提供以用者為本的專業服務。我們歡迎數據提供者透過網上問卷系統回應統計調查，而我們的數據搜集團隊亦會主動提供協助。就數據使用者而言，我們積極提升統計服務，以滿足他們日益殷切的需求。展望將來，本處會繼續投入更多資源，用作研究新的統計方法和開發新的數據來源，包括應用大數據技術，以及更廣泛地運用行政數據，藉此提高部門工作的成本效益。



政府統計處處長
余振強
2023年4月

This publication is issued annually to provide a brief report on the work and development of the Government Statistical Service, which comprises the Census and Statistics Department and statistical units established in various government bureaux and departments. This edition depicts the main lines of statistical activities in 2022/23 and planned developments in the near future.

Over the years, the department has been upholding its commitment to provide high-quality statistical services with strict adherence to integrity and objectivity, so as to facilitate informed research, discussion, planning and decision making in the government and in the wider community. We strive to provide adequate, relevant, timely and reliable official statistics in accordance with international standards and statistical principles.

We accord high priority to rendering client-oriented professional services to both our data suppliers and data users. For data suppliers, they are most welcome to respond to our surveys using the Online Questionnaire System. Our data collection teams also offer proactive assistance. For data users, we endeavour to enhance our statistical services to meet the increasing demand from them. Looking ahead, we will continue to devote additional resources to research on new statistical methods and develop new data sources including the application of big data techniques and more extensive use of administrative data with a view to carrying out our work in a more cost-effective manner.

Leo YU Chun-keung
Commissioner for Census and Statistics
April 2023

目錄

Contents

頁數
Page

第一部分 政府統計事務體系的 組織及管理

Part 1 Organisation and Administration of the Government Statistical Service

1	組織	1	Organisation	8
2	財政及人力資源	2	Finance and Human Resources	12
3	法例	3	Legislation	16
4	資料發布	4	Data Dissemination	17
5	資訊科技的應用 及電子政府措施	5	Application of Information Technology and E-government Initiatives	23
6	統計研究及質素保證	6	Statistical Research and Quality Assurance	25
7	與國際和本地統計社群 的關係	7	Relationship with the International and Local Statistical Communities	26
8	為其他政府決策局及部門提供 的專業協助	8	Professional Assistance Rendered to Other Government Bureaux and Departments	29
9	服務市民	9	Serving the Community	30

第二部分 統計發展

Part 2 Statistical Developments

10	人口	10	Population	40
11	勞工	11	Labour	43
12	對外貿易	12	External Trade	49
13	國民收入及國際收支平衡	13	National Income and Balance of Payments	53
14	物價	14	Prices	56
15	業務表現	15	Business Performance	58
16	房屋	16	Housing	61
17	銀行、金融及保險	17	Banking, Finance and Insurance	62
18	策略性規劃	18	Strategic Planning	63
19	運輸	19	Transport	65
20	教育	20	Education	66
21	衛生	21	Health	70
22	社會福利	22	Social Welfare	72
23	治安	23	Law and Order	74
24	康樂及文化事務	24	Leisure and Cultural Services	77
25	食物及環境衛生	25	Food and Environmental Hygiene	78
26	環境	26	The Environment	79
27	水務	27	Water Supplies	80
28	專題研究	28	Topical Studies	81

附件

Annexes

A	2023年4月1日政府統計處的組織表	A	Organisation Chart of the Census and Statistics Department as at 1.4.2023	85
B	統計諮詢委員會	B	Statistics Advisory Board	86
C1	2023年4月1日各政府部門統計職位的分布	C1	Distribution of Statistical Posts in the Government as at 1.4.2023	90
C2	2023年4月1日政府統計處統計職位的分布	C2	Distribution of Statistical Posts in the Census and Statistics Department as at 1.4.2023	92
D	於2022/23年度根據各制定的普查及統計令進行的統計調查	D	Surveys Conducted in 2022/23 under Enacted Census and Statistics Orders	94
E	於2022/23年度進行的自願性質統計調查	E	Voluntary Surveys Conducted in 2022/23	96
F	2023年定期統計數據發布時間表	F	Schedule of Regular Press Releases on Statistical Data in 2023	98
G	政府統計處統計刊物一覽 (截至2023年3月31日)	G	List of Statistical Publications of the Census and Statistics Department (as at 31.3.2023)	102

第一部分 Part One

政府統計事務體系的組織及管理 Organisation and Administration of the Government Statistical Service



政府統計事務體系的組織及管理

Organisation and Administration of the Government Statistical Service

1 組織 Organisation

1.1 政府統計處（統計處）連同設於政府多個決策局及部門的統計組構成政府統計事務體系，是一個提供政府統計服務的網絡。

1.2 概括而言，供一般用途的統計數據，大部分由統計處負責編製。而設於政府不同決策局和部門的統計組，則負責編製專門用於有關決策局或部門的工作上的統計數據及在統計運用方面提供支援。

1.3 統計處處長是政府的統計事務總顧問，也是政府統計事務體系的主管，一方面管理統計處，另一方面協調各外調統計組的工作，以及監督他們的技術水平。統計處處長屬下有一名副處長及五名助理處長，協助執行職務。

政府統計處

1.4 統計處分為五個部別，每部別由一名助理處長擔任主管。各部別的職責如下：

- (a) **經濟統計(一)部**：負責對外商品貿易統計、價格統計和國際收支平衡統計，以及為本處內的大數據應用提供支援服務；
- (b) **經濟統計(二)部**：負責按行業劃分的經濟統計、創新及科技統計和有香港境外母公司的駐港公司統計；亦負責向公眾推廣統計認知和組織與統計職系人力資源發展有關的活動；
- (c) **經濟統計(三)部**：負責國民收入統計、為本處內的資訊科技應用提供支援服務和負責資料發布事宜；

1.1 The Census and Statistics Department (C&SD) together with statistical units established in various government bureaux and departments forms the Government Statistical Service (GSS), representing a network for the provision of government statistical services.

1.2 Broadly speaking, most general purpose statistics come under the responsibility of C&SD. The statistical units in various government bureaux and departments are responsible for statistics for dedicated use in their respective work and provide necessary support in the application of statistics.

1.3 The Commissioner for Census and Statistics is the government's principal adviser on all statistical matters and the head of GSS. On the one hand, he fulfills his responsibilities by being the head of C&SD and, on the other hand, co-ordinates the work of outposted statistical units and monitors their technical standards. He is assisted by a Deputy Commissioner and five Assistant Commissioners in discharging his duties.

The Census and Statistics Department

1.4 C&SD is organised into five divisions. The functions of the five divisions, each headed by an Assistant Commissioner, are:

- (a) **Economic Statistics Division (1)** : This Division deals with external merchandise trade statistics, price statistics and balance of payments statistics, and provides support in the application of big data analytics for the department;
- (b) **Economic Statistics Division (2)** : This Division deals with sectoral economic statistics, statistics on innovation and technology, and statistics on companies in Hong Kong with parent companies located outside Hong Kong. It also promotes statistical literacy to the general public and organises human resources development activities for statistical grade staff;
- (c) **Economic Statistics Division (3)** : This Division deals with national income statistics, provides support in the application of information technology and handles data dissemination matters for the department;

- (d) **社會統計部**：負責人口和社會統計、為分析住戶收入分布和貧窮情況提供統計支援，以及籌備及進行人口普查和社會統計調查；以及
- (e) **勞工統計部**：負責勞工統計和進行就業、勞動人口、薪金總額、工資及工時統計調查。

- (d) **Social Statistics Division** : This Division deals with demographic and social statistics, provides statistical support to analyse household income distribution and poverty situation, and plans and executes population censuses and social surveys; and
- (e) **Labour Statistics Division** : This Division deals with labour statistics and undertakes surveys of employment, labour force, payroll, wages and hours of work.

1.5 此外，有三個科別由副處長直接管轄，分別是技術支援科、發展科和行政科。

1.5 In addition, there are three branches directly supervised by the Deputy Commissioner, namely Technical Secretariat, Development Branch and Administration Branch.

1.6 統計處的組織表見附件A。

1.6 The organisation chart of C&SD is shown in Annex A.



首長級人員

後排左起：助理處長—陳麗珊女士、吳品慧女士、劉國信先生、蕭惠芬女士、余司帆女士；
前排左起：副處長—周錦添先生；處長—余振強先生。

Directorate staff

Back (From left) : Assistant Commissioners – Ms Edith CHAN Lai-shan, Ms Sharon NG Pun-wai, Mr LAU Kwok-shun, Ms Rebecca SIU Wai-fun, Ms Wanda YUE Sze-fan;

Front (From left) : Deputy Commissioner – Mr CHAU Kam-tim;
Commissioner – Mr Leo YU Chun-keung.

工作方針

1.7 在執行職務時，本處跟隨國際標準和慣常做法。其中一個主要的參照，就是聯合國採納的「官方統計基本原則」。該原則訂明官方統計應秉持專業和科學標準，並奠定了全球統計系統的基礎。在資料發布方面，本處亦遵守國際貨幣基金組織的「發布數據特別準則」。另外，本處人員亦時常參照國際統計學會訂立的「專業操守宣言」。

1.8 作為一個專業部門，本處重視科學及專業的形象，辦事方面則秉持不偏不倚、正直及客觀的態度。在向公眾提供服務時，亦同時重視保持良好服務質素、友善的態度和順暢的溝通。

其他政府決策局及部門的統計組

1.9 除統計處外，統計人員亦派駐於33個政府決策局及部門（2023年4月1日的數字）。這些統計組的工作範圍包括教育、房屋、衛生、社會福利、治安、運輸和策略性規劃。外調的統計人員在日常工作上直接向所屬決策局／部門負責，但在有需要時，統計處總部會提供專業意見和協助。外調統計人員的招聘、培訓、調派及晉升等事宜，亦由統計處負責。這安排可保持整個政府在統計工作方面的質素水平。

統計諮詢委員會

1.10 為確保統計工作的發展能適當配合社會各界的需要，政府於1972年成立了統計諮詢委員會。該委員會是一個非法定諮詢機構，由統計處處長擔任主席，現屆成員的任期由2022年6月至2024年5月，包括13名非官方委員和3名官方委員。非官方委員為來自商界、學術界和社會各界的專業人士，有廣泛代表性，有助統計處處長綜合數據使用者、數據提供者及統計學家的意見。委

Guiding principles of work

1.7 In carrying out its various activities, the department follows international standards and practices. In this regard, one of the major references is the Fundamental Principles of Official Statistics adopted by the United Nations. The Principles are a pillar of the global statistical system by embodying a profound conviction that official statistics should adhere to well-defined professional and scientific standards. In the area of data dissemination, the department also complies with the Special Data Dissemination Standard of the International Monetary Fund (IMF). In addition, staff of the department also make regular reference to the Declaration on Professional Ethics established by the International Statistical Institute.

1.8 As a professional department, the department places emphasis on a scientific and professional image, and always works with impartiality, integrity and objectivity. At the same time, great importance is attached to good quality of service, friendliness and smooth communication in providing services to the public.

Statistical units in other government bureaux and departments

1.9 Apart from C&SD, statistical staff are posted to 33 government bureaux/departments (as at 1 April 2023). These statistical units deal with different subject matter areas, including education, housing, health, social welfare, law and order, transport and strategic planning. While staff in outposted statistical units are responsible to the bureaux/departments to which they are posted in respect of the day-to-day work, professional advice and assistance are provided to them by C&SD headquarters when it is deemed necessary. Moreover, the outposted staff come under C&SD in such matters as recruitment, training, posting and promotion. Through this arrangement, the quality standard of statistical work across the government is maintained.

Statistics Advisory Board

1.10 To ensure that the needs of various sectors of the community can be suitably taken into account in the development of government statistical activities, a Statistics Advisory Board was established by the government in 1972. The Board is a non-statutory advisory body chaired by the Commissioner for Census and Statistics and composed of 13 non-official members and 3 official members for the current term from June 2022 to May 2024. Its non-official members consist of professionals from the business sector, the academia and the community, providing a wide representation to assist the Commissioner in integrating

員會的官方委員包括規劃署署長（或其代表）、政府經濟顧問（或其代表）和財經事務及庫務局代表。他們代表政府就經濟及社會統計數據方面，提供意見。現屆委員會的成員名單載列於附件B。

views of data users, data suppliers and statisticians. Director of Planning (or representative), Government Economist (or representative), and representative from the Financial Services and the Treasury Bureau serve as the official members. They represent government interests in regard to statistics on economic and social fronts. Membership of the Board for the current term is given in Annex B.



統計諮詢委員會委員對統計事務提供寶貴的意見。
Statistics Advisory Board members provide valuable advice on statistical matters.

香港特別行政區的統計系統

1.11 香港於1997年7月1日成為中華人民共和國的特別行政區，《基本法》同時生效。根據《基本法》，香港特別行政區以「一國兩制」的原則運作，實行高度自治。在統計工作方面，香港特別行政區保留本身的統計系統，並繼續編製和發布反映香港特別行政區情況的統計數據。

Statistical systems of the Hong Kong Special Administrative Region

1.11 Hong Kong became a Special Administrative Region of the People's Republic of China on 1 July 1997 and the Basic Law came into effect. According to the Basic Law, the Hong Kong Special Administrative Region (HKSAR) would operate under the "One Country, Two Systems" principle and exercise a high degree of autonomy. In respect of statistical work, HKSAR maintains its own statistical systems and continues to compile and disseminate statistical data about HKSAR.

2 財政及人力資源 Finance and Human Resources

編制

2.1 統計人員分別屬於四個職系：統計師職系、統計主任職系、外勤統計主任職系和統計督導職系。統計師職系由統計專業人員組成，負責策劃及管理統計系統和統計項目，並督導其他三個職系人員的工作。統計主任職系人員主要進行統計運算和協助進行統計分析。外勤統計主任職系人員負責進行各項普查及統計調查的外勤工作。統計督導職系人員協助監督處理進／出口報關單及貨物艙單的工作。

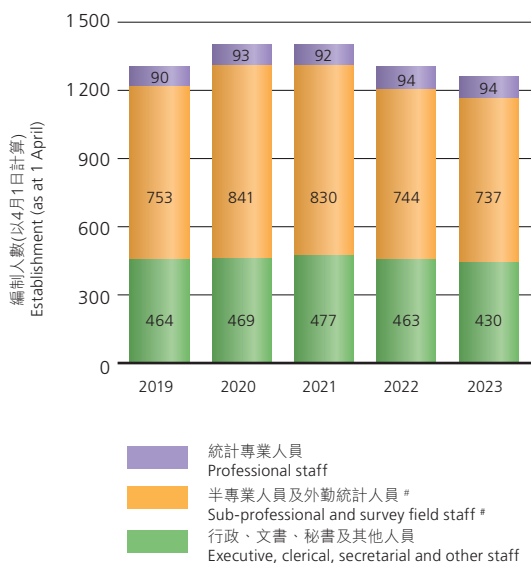
2.2 下圖列出在所示日期統計處的人手編制，以及在其他政府決策局及部門的統計職位數目。在2023年4月1日，統計處的人手編制為1 261個職位（包括編制外職位），在其他政府決策局及部門的統計職位則有255個（包括編制外職位）。各類統計職位的分布詳情，載列於附件 C1及C2。

Establishment

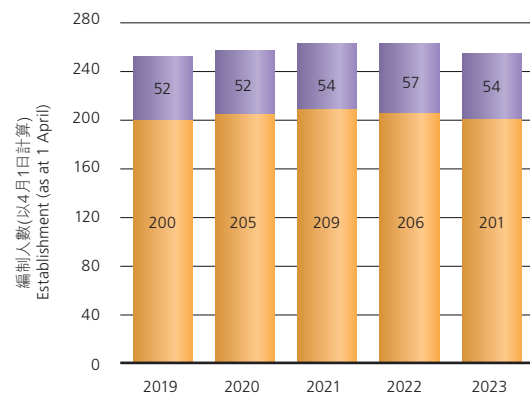
2.1 There are four grades of statistical staff, namely the Statistician grade, the Statistical Officer grade, the Census and Survey Officer grade, and the Statistics Supervisor grade. Professional staff, who constitute the Statistician grade, function as planners and managers of statistical systems and projects, and supervise the work of the other three grades of staff. Staff of the Statistical Officer grade mainly handle statistical computation and assist in statistical analyses. Fieldwork of censuses and surveys is carried out by staff of the Census and Survey Officer grade. Staff of the Statistics Supervisor grade assist in supervising the processing of import/export declarations and cargo manifests.

2.2 The following charts show the establishment of C&SD as at the dates indicated. Figures in respect of statistical posts in other government bureaux and departments are also given. As at 1 April 2023, the establishment of C&SD was 1 261 (including supernumerary posts) and the number of statistical posts in other government bureaux and departments was 255 (including supernumerary posts). Further details of the distribution of statistical posts are presented in Annexes C1 and C2.

政府統計處的編制*
Establishment of the
Census and Statistics Department*



在其他政府決策局及部門的統計職位編制*
Establishment of Statistical Posts in Other
Government Bureaux and Departments*



* 數字包括編制外職位。

Figures include supernumerary posts.

政府統計處的編制數字包括處內貿易統計科的統計督導職系人員。
Establishment figures of C&SD include Statistics Supervisor grade staff in the Trade Statistics Branches of the department.

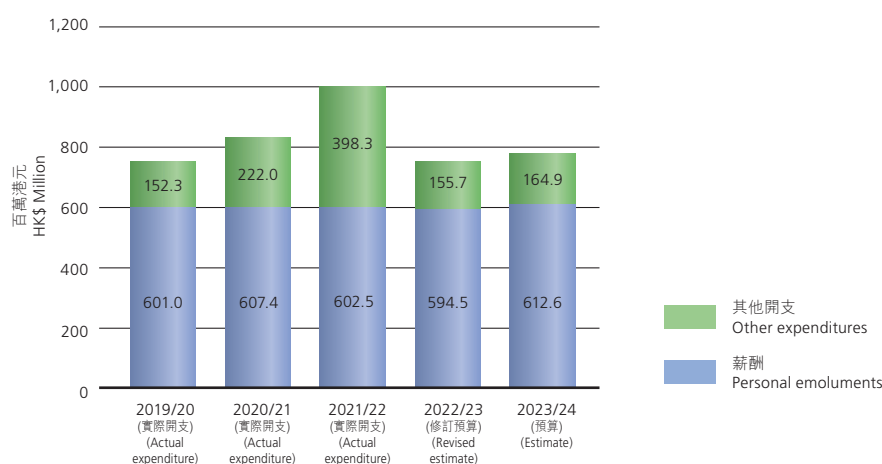
財政

2.3 下圖顯示2019/20年度至2023/24年度的財政數字，以供比較。在2023/24年度統計處的預算開支為7.775億港元，較2022/23年度的修訂預算增加2,730萬港元。

Finance

2.3 The following chart gives comparative financial figures for the period 2019/20 to 2023/24. The expenditure of C&SD in 2023/24 is estimated to be HK\$777.5 million, representing an increase of HK\$27.3 million as compared to the revised estimate for 2022/23.

政府統計處的財政數字
Financial Figures of the
Census and Statistics Department



員工培訓及發展

2.4 本處十分重視發展其人力資源的潛能，因而制定了一系列培訓及發展項目。推行這些項目的主要目的，是培育員工成為協助本處有效運作的一員，使他們在執行職務時能達致最佳表現，從而建立一支能幹、充滿活力、勇於承擔和積極進取的工作隊伍。

Staff training and development

2.4 The department attaches great importance to developing its human resources to their full potential through instituting a range of training and development (T&D) programmes for its staff. The primary objective of these programmes is to nurture people to maximise individual performance for the effective functioning of the department, thus bringing about a versatile, dynamic, resilient and motivated staff force in the department.

2.5 本處的培訓及發展活動涵蓋以下各個不同層面，務使員工能具備多方面的才能：

- 統計知識(包括理論和實踐方面)；
- 統計管理；
- 一般管理；
- 對特定課題的認識；
- 資訊科技的應用；以及
- 語文及溝通技巧。

2.5 In order to meet the objective of achieving multiple skills by the staff, the T&D programmes of the department cover the following areas :

- Statistical knowledge, both in theory and practice;
- Statistical management;
- General management;
- Subject matter knowledge;
- Application of information technology; and
- Language and communication skills.


2.6 本處的培訓及發展項目大部分由本處自行舉辦或與其他專業團體合辦，另有一些是由私營培訓機構提供的。以某些與專業知識有關的培訓為例，本處會委派員工參加在本地及海外舉行的課程／工作坊、座談會及會議，以鼓勵他們與本處以外的統計學家及統計工作者分享經驗及交流心得。

2.6 Most of the department's T&D programmes are run in-house or in collaboration with other professional bodies while some others are organised by training institutions in the private sector. For professional subjects in particular, staff are sent to attend training courses/workshops, seminars and conferences held locally and overseas. These activities will go a long way in facilitating the sharing of experience and exchange of ideas with scholars and practitioners in statistics outside the department.



International Workshop on the Update of the System of National Accounts, 2008

6-8 September 2022, Kunming, China



本處員工參加在本地及海外舉行的培訓課程，以鞏固及增進他們的知識。
Staff attend training courses held locally and overseas to facilitate their knowledge consolidation and enhancement.



2.7 除正規的訓練課程外，本處亦安排一些輔助計劃，以便員工能透過分享經驗，鞏固及增進知識，從而提升各項正規培訓及發展活動的有效性。同樣地，本處也鼓勵員工在其辦公地點舉行一些定期以及不定期的組別會議及討論，以啟發可優化機構管理及發展的創新意念。

2.7 Besides formal programmes, supplementary schemes are also in place to facilitate knowledge consolidation and enhancement among staff members through participation in sharing sessions in their workplace, which in turn help enhance the effectiveness of various formal T&D activities. For similar purposes, regular and ad hoc sectional meetings and discussions are held at the workplace for generating innovative ideas essential to organisational management and advancement.



本處定期為員工舉辦不同類型的培訓課程及交流論壇，以進一步提升他們的統計知識及發展他們的工作潛能。
The department organises various training courses and forums for the staff regularly to further enhance their statistical knowledge and develop their work potential.

2.8 本處多年來致力於員工培訓及人力資源的發展，以提升各項統計工作的人力支援，在2016年獲邀參與由僱員再培訓局舉辦的「ERB人才企業嘉許計劃」，並獲頒發「人才企業」榮譽及獲授權於2016年4月至2025年3月期間使用「人才企業」標誌，以確認本處在人才培訓和發展方面的卓越表現。

2.8 In view of the department's devotion and commitments in staff training and human resources development throughout the years for enhancing the manpower support to its statistical work, the Employees Retraining Board (ERB) invited the department to participate in the "ERB Manpower Developer Award Scheme" in 2016. The department has subsequently been awarded the status of Manpower Developer and authorised to use the Manpower Developer Logo during April 2016 to March 2025 in recognition of the department's outstanding achievements in manpower training and development.



3 法例 Legislation

3.1 《普查及統計條例》是規管本處工作的主要法例，授權統計處處長進行人口普查及強制性質或自願性質的統計調查。就人口普查及強制性質的統計調查而言，《普查及統計令》以清晰明確的字眼，描述有關普查或強制性質統計調查的涵蓋範圍和調查項目，並規定受訪者必須提供統計令訂明的資料。至於自願性質的統計調查，本處會在展開統計調查前在政府憲報刊登公告。此外，《普查及統計條例》規定任何個人、住戶或公司的資料必須保密。這項保障條文適用於強制性質及自願性質的統計調查，有助取得受訪者合作，提供所需資料。附件D及E分別載列根據《普查及統計令》進行的統計調查，以及在2022/23年度進行的自願性質的統計調查。

3.2 貿易統計是本處一項重要的工作。根據《進出口條例》的規定，把物品進口或出口（除豁免報關物品外）的人士必須依時及準確地填報進／出口報關單，以提供編製貿易統計數字所需的主要數據。

3.3 上述的法例賦予統計處明確及獨立的身分，搜集、分析及發布統計資料。雖然統計處是政府內的一個部門，但卻有別於其他負責制定和執行政策的部門。這獨特的身分，讓本處執行工作時更為便利，予人處事公正及客觀的形象。

3.1 The main legislation governing the work of the department is the Census and Statistics Ordinance, which empowers the Commissioner for Census and Statistics to carry out censuses of population and statistical surveys of mandatory or voluntary nature. For population censuses and mandatory statistical surveys, respondents are required to provide information as specified and promulgated under relevant Census and Statistics Orders which describe in clear and explicit terms details of the survey coverage and items of enquiry in the relevant population censuses or mandatory surveys. For voluntary surveys, advance announcement of their implementation has to be made through notifications in the Government Gazette. The Census and Statistics Ordinance contains provision for protection of confidentiality of information in regard to individual persons, households or companies. The provision, which applies to surveys of both mandatory and voluntary nature, is important in securing cooperation of respondents to supply the enquired information. A list of surveys conducted under enacted Census and Statistics Orders and a list of voluntary surveys conducted in 2022/23 are given respectively in Annexes D and E.

3.2 Trade statistics constitute a very important part of the work of the department. The Import and Export Ordinance stipulates that persons who import or export articles (other than exempted articles) are required to submit import/export declarations, which provide the main data for compiling trade statistics, in a timely and accurate manner.

3.3 Through enactment of the above Ordinances, C&SD is designated with a clear and independent role in collecting, analysing and disseminating statistical information. While being a government department, C&SD is to be distinct from other departments of the government responsible for policy making and enforcement activities. Such a particular identity enables the department to carry out its work smoothly, fostering an image of impartiality and objectivity.



4 資料發布 Data Dissemination

資料發布

4.1 本處編製及發布統計數據時，會盡量採用由國際組織頒布及廣受接納的統計定義、概念和方法，以及分類制度。這些國際組織包括聯合國、國際勞工組織和國際貨幣基金組織。採用國際接納的標準，有助確保本處所編製的統計數據維持一定的質素水平，並可與其他經濟體的統計數據互相比較。

4.2 本處以發布可信的統計數據及必須保障個別公司、住戶或個人資料保密作為大前提，採用不同的形式發布統計調查結果及各個統計系統所編算的統計數字。本處會視乎情況盡量提供統計數據的時間數列，以便使用者進行分析，同時亦會在合適的情況下，於提供原數列時，一併提供經季節性調整的統計數據。中文和英文都是香港的法定語文，兩者的應用均十分普遍。因此，本處以不同形式發布數據時均採用雙語，包括統計報告和本處的網站。

發布數據特別準則

4.3 在發布經濟及金融統計數字方面，本處以國際貨幣基金組織在1996年正式訂立的「發布數據特別準則」為實務指引。

4.4 國際貨幣基金組織於1997年4月接納香港簽署「發布數據特別準則」。這表示本處在發布經濟及金融數據方面會遵守有關的國際標準，包括數據的範圍、周期性、及時性、誠信性、質素及數據開放予公眾的程度各方面的標準。

4.5 在2010年3月，國際貨幣基金組織通過擴大「發布數據特別準則」的建議，以鼓勵性質引入7個反映金融健全指標及按剩餘期限分析的對外負債統計，同時規定在4年過渡期內，即2014年或以前，由原本按年轉為按季發布國際投資頭寸數據，滯後時間最多為一個季度。香港已在2010年6月發布2010年第1季統計期的首套按季國際投資頭寸統計，完全符合「發布數據特別準則」的新規定。

Data dissemination

4.1 The department follows closely the widely accepted definitions, concepts and methods on statistical matters and classification systems promulgated by international organisations such as the United Nations, International Labour Organization and IMF in compiling and disseminating statistics. The adoption of internationally accepted standards helps ensure a definite level of quality in the statistics compiled and comparability with statistics of other economies.

4.2 Results of statistical surveys and statistics derived from various statistical systems of the department are disseminated in different forms, subject to consideration of reliability of the statistical data concerned and the need to preserve confidentiality of data pertaining to individual firms, households or persons. Time series of statistics are presented wherever appropriate to facilitate analysis by users. Seasonally adjusted statistics are also presented as far as practicable in addition to the original series. Chinese and English are both official languages in Hong Kong, and both are indeed popular in use. Accordingly, bilingualism is adopted in various forms of data dissemination including statistical reports and the department's website.

Special Data Dissemination Standard (SDDS)


4.3 In respect of dissemination of economic and financial statistics, the IMF's SDDS, which was formally established in 1996, serves as a practical guide.

4.4 In April 1997, IMF accepted Hong Kong's subscription to SDDS. The department has undertaken to follow international standards regarding the coverage, periodicity, timeliness, integrity and quality of disseminated data and access by the public in respect of economic and financial data.

4.5 In March 2010, IMF endorsed the proposals to broaden SDDS by including 7 financial soundness indicators and external debt statistics analysed by remaining maturity on an encouraged basis, while prescribing the quarterly (instead of annual) reporting of International Investment Position (IIP) data at a maximum time lag of one quarter, to be implemented within a 4-year transition period which should end in 2014. Hong Kong disseminated the first set of quarterly IIP statistics in June 2010 for the reference period of the first quarter of 2010, which fully met the newly prescribed requirement of SDDS.

4.6 香港在某些範疇上更超越了有關的標準。有關香港經濟及金融統計的編製方法和發布安排的詳情，均載列於「發布數據準則告示板」(dsbb.imf.org)上。

4.6 Hong Kong has even exceeded the SDDS requirements in certain areas. Details regarding the compilation methods and dissemination practices of Hong Kong's economic and financial statistics are posted on the Dissemination Standards Bulletin Board (dsbb.imf.org).



「發布數據準則告示板」載列有關香港經濟及金融統計的編製方法和發布安排的詳情。

The Dissemination Standards Bulletin Board contains the details regarding the compilation methods and dissemination practices of Hong Kong's economic and financial statistics.

發布數據的方法

4.7 為切合數據使用者的不同需要，本處透過多種媒介發布官方統計數字，以符合易於獲取和迅速傳遞的服務原則。

4.8 本處會就大眾關注的統計數據向傳播媒體發出新聞稿。每個曆年定期發布的統計數據新聞稿的時間表會在上一年度的9月向媒體公布，該時間表亦會透過本處的網站(www.censtatd.gov.hk)公布，供市民參考。2023年的時間表載於附件F。除特別情況如在非常惡劣的天氣下須暫停辦公外，本處所有新聞稿均按照原定的日期發布。所有新聞稿在發布後隨即上載至統計處網站，方便本地及世界各地的人士獲取最新的香港統計數據。

4.9 本處同時透過統計處網站的「統計數字」欄目內不同的統計產品(包括統計報告、統計表及專題文章)，發布各種

Means of data dissemination

4.7 In meeting the divergent needs of data users, the department disseminates official statistics through different media, emphasising the service principles of friendly access and prompt delivery.

4.8 For statistics of common interest, the department issues press releases to the media. The schedule of regular press releases on statistical data in each calendar year is announced to the media in September of the preceding year, and is also made public through the department's website (www.censtatd.gov.hk). The 2023 schedule is shown at Annex F. Except for such circumstances as very adverse weather conditions leading to temporary closure of business, all releases are issued exactly on the scheduled dates. All press releases are posted on the C&SD website shortly after their release, making up-to-date statistics readily accessible to the local public and the international community.

4.9 Detailed statistical information of various social and economic subjects are disseminated through different types of statistical products, including statistical reports, statistical tables

社會及經濟主題的詳細統計資料。有關欄目亦展示統計數字的涵蓋範圍、定義、方法和資料來源。

4.10 現時，本處定期出版的統計報告及其他刊物約40種，總計每年出版約150期。此外，本處亦就社會關心的課題出版專題統計報告。本處自2006年6月起推行免費下載政策，讓統計數據使用者透過統計處網站下載本處的統計刊物和詳細統計表。除最新出版的刊物外，過往出版的各期刊物也可以從網站下載。

and feature articles, under the “Statistics” section of the C&SD website. Coverage, definitions, methodology and sources of the statistics are also presented in the section.

4.10 Currently, the department publishes about 40 titles of regular statistical reports and other publications, amounting to about 150 issues each year. Ad hoc statistical reports on topics of current interest to the community are also published. The department has implemented free download policy since June 2006, enabling statistics users to download publications of the department and detailed statistical tables via the C&SD website. In addition to the latest releases, back issues of all publications are also available for download.



為切合數據使用者的不同需要，本處透過多種媒介發布官方統計數字。本處亦歡迎市民查詢更詳細的統計數字。

In meeting the divergent needs of data users, the department disseminates official statistics through different media. Enquiries on more detailed statistics are also welcome.

4.11 自免費下載政策實施後，本處亦檢討了印製統計刊物的安排，並分階段減少刊物印刷版的數量，以節省成本和保護環境。由2012年開始，除數本財政預算案的輔助文件外，本處所有定期刊物的印刷版已經停止印製。自2018年起，所有刊物的印刷版亦已經停止印製。


4.11 Following the implementation of the free download policy, the department has also reviewed the printing arrangement for its publications and reduced the number of print versions by phase to save costs and protect the environment. Production of the print versions of regular publications of the department has been completely ceased starting from 2012, except a few Budget supporting documents. Since 2018, production of the print versions of all publications has also been ceased.

4.12 除透過新聞稿及統計處網站上的統計產品發布統計數字外，本處亦與其他政府部門及私營資訊服務提供者合作，把香港官方統計數據發布到該等機構的資訊基建平台（例如「空間數據共享平台」）或併入其應用系統內（例如「地理資訊系統」地圖），以進一步推廣官方統計數據的應用。

4.12 Apart from releasing the statistics through press releases and statistical products on the C&SD website, the department has also collaborated with other government departments and information providers in the private sector in publishing official statistics about Hong Kong on their information infrastructures (e.g. Common Spatial Data Infrastructure (CSDI) Portal) or incorporating the statistics in their applications (e.g. Geographic Information System (GIS) mapping) to further promote the use of official statistics.

4.13 倘若使用者未能從本處的產品或網站獲得所需的統計數字，可隨時向本處人員查詢。此外，市民亦可以親臨本處的貿易統計數據服務中心，獲取詳細的貿易統計數字。

4.13 Users are welcome to approach staff of the department for assistance in case the statistics they need are not accessible from the products or website of the department. Besides, users may visit the Service Centre on Trade Statistics to obtain detailed trade statistics when needs arise.



市民親臨本處的貿易統計數據服務中心獲取詳細的貿易統計數字。
Users visit the Service Centre on Trade Statistics to obtain detailed trade statistics.

政府統計處網站 (www.censtatd.gov.hk)

The website of the Census and Statistics Department (www.censtatd.gov.hk)

4.14 統計處的網站是瀏覽人數眾多的香港特別行政區政府網站之一。網站提供最新的本地主要社會和經濟統計數據，以及統計發展的最新資訊。此外，本處的網站亦是一個入門網站，方便互聯網用戶查閱其他政府決策局和部門所編製的官方統計數據。

4.14 The C&SD website is a popular website of the Government of the HKSAR. It provides Internet users with up-to-date statistics covering major social and economic aspects of Hong Kong as well as information on recent statistical developments. It also serves as a portal of official statistics compiled by other government bureaux and departments.

4.15 本處不斷強化部門網站，希望更能滿足用戶的需要。網站已於2021年4月全面革新，採用了全新的版面及流動友善設計，加強搜尋功能及新增網上統計表（即網頁形式的統計表）自訂內容功能，讓用戶能更方便快捷地瀏覽統計資訊。

4.15 The department's website has been continuously enhanced to better serve users' needs. The website has been completely revamped in April 2021, adopting a new layout and mobile friendly design, enhancing the search function and introducing new functions on customisation of Web Tables (i.e. tables in the form of webpages) to support more convenient and efficient browsing of statistical information.



部門網站已全面革新，採用了全新的版面及流動友善設計，加強搜尋功能及新增網上統計表自訂內容功能。
The department's website has been completely revamped, adopting a new layout and mobile friendly design, enhancing the search function and introducing new functions on customisation of Web Tables.

4.16 本處由2023年3月起廣泛採用網上統計表，取代大部分原有試算表格式統計表及統計報告內的統計表。用戶可自訂網上統計表展示的內容及陳列方式，並能以多種機器可讀格式下載自選的統計數字作進一步處理和分析。現時，統計處網站上有超過500個網上統計表。

4.16 The department has widely adopted Web Tables to replace most of the original statistical tables in spreadsheet format and those in statistical reports starting from March 2023. Users can customise the content and layout of statistical data in Web Tables, and download their customised statistical data in various machine-readable formats for further processing and analysis. Currently, the C&SD website has more than 500 Web Tables.

4.17 此外，統計處計劃逐步推出網上統計報告（即網頁形式的報告），取代網站上大部分傳統PDF格式的統計報告。用戶除可使用桌面電腦外，亦可利用流動裝置瀏覽報告。網上統計報告就最新的社會及經濟趨勢提供簡潔易明的統計分析，輔以主要統計圖和統計表，讓用戶輕鬆取得重點統計資訊。

4.17 Furthermore, C&SD plans to roll out Web Reports (i.e. reports in the form of webpages) to replace most of the traditional statistical reports in PDF format on the website progressively. In addition to using desktop computers, users can also browse Web Reports on mobile devices. Web Reports provide concise and comprehensible statistical analysis of the latest social and economic trends, complemented with key statistical charts and tables, allowing users to easily grasp key statistical information.

4.18 為配合政府的開放數據政策，在統計處網站上發布的統計資料（包括統計表和統計圖、統計報告和其他刊物、數據集、文章及統計分類），均可供公眾下載和再用，作商業及非商業的用途。有關統計表、數據集和新聞稿亦已載列在政府的公共資料入門網站「資料一線通(DATA.GOV.HK)」上。本處載列於「資料一線通」的數據集，以及計劃在未來三年將載列於該網站的新數據集，詳列於每年12月於統計處網站上公布的年度開放數據計劃。此外，本處網站上的統計數字均以開放機器可讀格式 (CSV或XML) 提供，並加設一個應用程式介面，方便機器擷取網上統計表的數據。

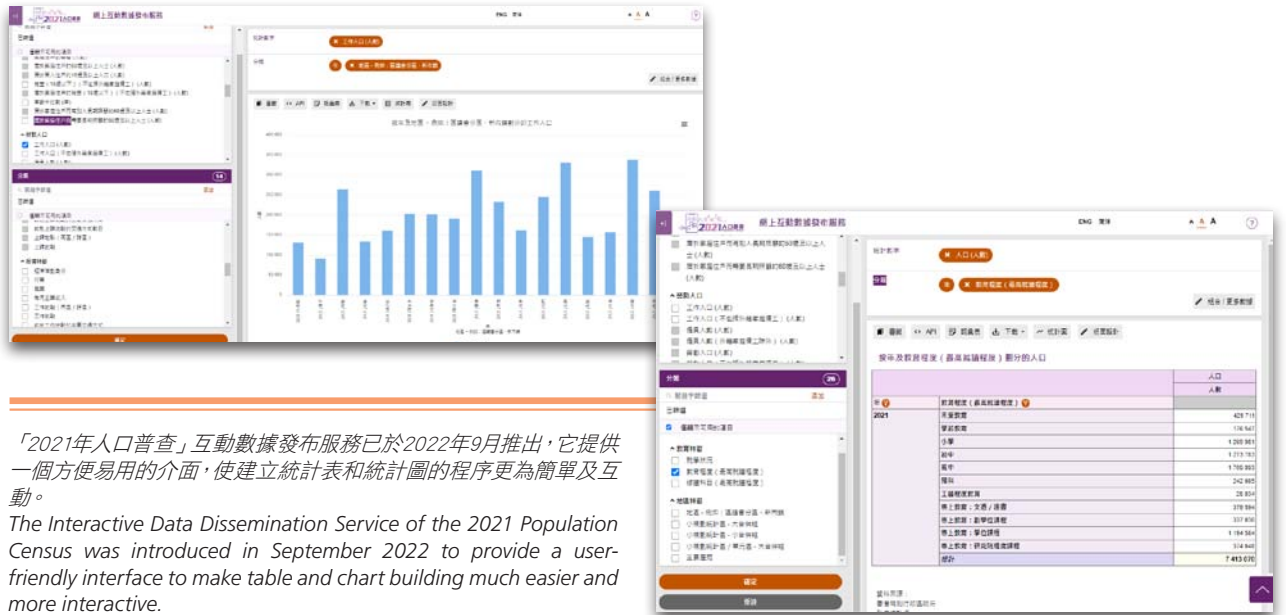
4.18 To support the government's open data policy, statistical information (including statistical tables and charts, statistical reports and other publications, datasets, articles and classifications) available on the C&SD website can be downloaded and reused by the public for both commercial and non-commercial purposes. These statistical tables, datasets and press releases have also been listed on the government's public sector information portal (DATA.GOV.HK). The datasets which have been listed and new datasets to be listed in the coming three years on DATA.GOV.HK are set out in the department's Annual Open Data Plan published on the C&SD website in December every year. Moreover, statistics available in the department's website are provided in open machine-readable formats (CSV or XML), and an Application Programming Interface is available for machine extraction of data in Web Tables.



本處載列於「資料一線通」的數據集，以及計劃在未來三年將載列於該網站的新數據集，詳列於每年12月於統計處網站上公布的年度開放數據計劃。The datasets which have been listed and new datasets to be listed in the coming three years on DATA.GOV.HK are set out in the department's Annual Open Data Plan published on the C&SD website in December every year.

4.19 本處亦推出網上互動數據發布服務，供數據使用者就人口普查及中期人口統計所得的結果自行編製所需的統計表及統計圖。「2021年人口普查」互動數據發布服務已於2022年9月推出，它提供一個方便易用的介面，使建立統計表和統計圖的程序更為簡單及互動，並可與過去人口普查及中期人口統計的有關結果進行比較。此外，本處於2018年推出了貿易統計網上互動數據發布服務，便利市民獲取貿易統計的詳細數字。有關係統同時提供一個應用程式介面，方便數據使用者以機器直接取得詳細的統計數據。

4.19 The Interactive Data Dissemination Service (IDDS) was also launched to enable data users to build statistical tables and charts based on results of the population censuses/by-censuses in accordance with their own specifications. The IDDS of the 2021 Population Census (21C) was introduced in September 2022 to provide a user-friendly interface to make table and chart building much easier and more interactive, and to make comparison with similar results of previous population censuses/by-censuses. Moreover, the department launched the online IDDS for trade statistics in 2018 to facilitate users' extraction of detailed trade statistics. The relevant systems also provide an Application Programming Interface to allow users to direct obtain detailed statistics using machines.



「2021年人口普查」互動數據發布服務已於2022年9月推出，它提供一個方便易用的介面，使建立統計表和統計圖的程序更為簡單及互動。
The Interactive Data Dissemination Service of the 2021 Population Census was introduced in September 2022 to provide a user-friendly interface to make table and chart building much easier and more interactive.

4.20 本處網站已符合萬維網聯盟公布的《無障礙網頁內容指引》2.1版AA級別的無障礙網頁要求，以方便不同社群（包括殘疾人士）在網上獲取統計資訊。

4.20 The department's website has conformed to Level AA standard of the Web Content Accessibility Guidelines (WCAG) Version 2.1 promulgated by the World Wide Web Consortium (W3C). This facilitates the access of statistical information online by different community groups, including persons with disabilities.





5 資訊科技的應用及電子政府措施

Application of Information Technology and E-government Initiatives

資訊科技在統計工作的應用

5.1 本處在各項統計程序中廣泛應用資訊科技，包括抽樣框的整理、數據搜集，以及數據處理、分析和發布。先進科技的應用包括以「電腦輔助電話訪問」技術進行統計調查、運用「地理資訊系統」支援外勤工作，以及經由互聯網進行數據搜集及提供不同的電子化統計服務。本處亦於2016年開始，在人口普查／中期人口統計及一項選定統計調查中，應用流動技術搜集數據。本處在內部亦於近期優化「知識管理支援系統」，讓同事透過一個虛擬的協作平台工作、分享和學習，以及透過為切合他們需要而編製的特定工作流程應用程式，便利其執行日常工作。

5.2 本處一向重視資訊保安。本處已制定一套全面的資訊保安政策及指引，以妥善保護所有統計系統及避免資料被洩漏予未獲授權的人士。本處並會定期進行獨立的資訊保安評估及審計，以確保相關的資訊科技安全措施得以充分執行。本處實施了一系列加強版的安全措施，以進一步加強保護受訪者提供的數據。

電子政府措施

5.3 本處的電子政府措施集中於數據發布、數據搜集和申請統計服務的應用等三個主要業務範疇，以及內部運作上的發展。總括而言，本處所有適用於電子模式傳送資料的統計服務已提供電子化模式，供使用者選擇。

5.4 在數據發布方面，本處不斷提升其網站的功能，使用家可以更方便快捷地獲得網站內所需要的統計數據及其他有用資訊。本處於2021年4月革新網站，採用全新設計及配備強化功能，為用戶帶來更佳體驗。此外，本處已推出網上統計表及計劃引入全新的網上統計報告，

Information Technology (IT) applications in statistical work

5.1 IT is applied extensively throughout the statistical processes including sampling frame maintenance, data collection, data processing, data analysis and data dissemination. Advanced IT applications include the use of Computer-Assisted Telephone Interviewing (CATI) technique for conducting survey interviews, the deployment of GIS to support fieldwork, and the use of Internet for data collection and provision of various electronic statistical services. The department has also deployed mobile technology in data collection of population censuses/by-censuses and a selected survey since 2016. Internally, the Knowledge Management Support System has also been recently enhanced to enable colleagues to work, share and learn virtually on a collaborative platform and facilitate them in performing routine tasks through customised workflow applications.

5.2 The department has always been attaching great importance to information security. The department has formulated a set of comprehensive IT security policy and guidelines in order to properly protect all statistical systems and prevent leakage of information to unauthorised persons. Independent information security assessment and audits are regularly conducted to ensure adequate implementation of IT security measures. The department has implemented a series of enhanced security measures in order to further strengthen the protection of data collected from respondents.

E-government initiatives

5.3 Regarding e-government initiatives, the department focuses on the development in three main business areas, namely data dissemination, data collection and application for statistical services, as well as internal operations. In general, e-options have been provided for all statistical services amenable to the electronic mode of delivery.

5.4 In the area of data dissemination, the department has continuously enhanced its website to enable users to obtain their required statistics and other useful information on the website more conveniently and efficiently. The department launched a revamped website, with completely new design and enhanced functions, in April 2021 to provide a better user experience. Besides, Web Tables have been rolled out and new Web Reports

讓用戶可隨時隨地利用不同裝置的互聯網瀏覽器直接閱覽報告內容，並可輕鬆下載其中的統計數字。

5.5 電子政府的發展亦有助本處的數據搜集工作。自2001年起，本處所有適用於電子模式傳送的統計調查問卷經已備有電子版本。此外，本處的網上問卷系統已於2016年開始運作，進一步推廣電子報表的使用及便利受訪者在選定統計調查中填報數據。

5.6 至於申請統計服務方面的電子政府發展，本處已在部門網站提供申請不同統計服務電子表格，方便市民使用。

5.7 本處亦已開發多個「政府與政府」應用系統、政府內部的「政府與僱員」應用系統及辦公室自動化應用系統，以提升內部運作的效率。

資訊科技策略

5.8 資訊科技日新月異，為統計工作帶來新的契機，從而提高工作效率、推動業務流程重組和系統整合。本處根據最新的資訊系統策略，現正推行多項策略性資訊科技項目，進一步優化整體生產力、服務質素和成本效益。本處近期已完成了一項有關機構數據架構的研究，並根據其結果而制定了數據模型標準及管理元數據的架構，以提升對統計數據的使用效率，可靠性和可管理性。

5.9 本處的「資訊科技督導小組」負責制定本處的資訊科技整體發展方向，其下設有「資訊科技管理小組」及「資訊科技用戶工作小組」。前者負責監督與資訊科技管理和策劃相關的活動，後者則提供一個平台讓用戶參與策劃在統計工作上推行資訊科技發展。這些核心小組協力促使本處資訊科技工作的管理更加集中，並確保資訊科技的發展符合業務所需及配合政府資訊科技整體策略（包括電子政府策略）。

are planned to be introduced to allow users to read report content directly through Internet browsers of different devices anytime and anywhere, as well as to download the statistics therein easily.

5.5 E-government developments have also facilitated the collection of data by the department. Electronic questionnaire templates have been made available for all statistical surveys amenable to the electronic mode of delivery since 2001. Besides, the department has put into production an online questionnaire system in 2016 to further promote the usage of e-reporting and to facilitate respondents' reporting of data to selected statistical surveys.

5.6 As for e-government developments in the application for statistical services, e-forms are available on the department's website for application for various statistical services.

5.7 A number of Government-to-Government (G2G) applications, Government-to-Employee (G2E) applications and office automation applications have also been developed to enhance internal operation efficiency.

IT strategies

5.8 IT advancement opens up new application opportunities in statistical work for efficiency improvement, business process re-engineering and systems integration. Implementation of a number of strategic IT projects is in progress in accordance with the latest information system strategies with a view to further enhancing the overall productivity, service quality and cost effectiveness. Recently, the department has completed a study on the proposed corporate data architecture. Based on the results, a set of data model standards and a framework for managing metadata have been formulated with a view to enhancing the efficiency, reliability and manageability of statistical data.

5.9 The overall IT direction of the department is steered by the departmental IT Steering Group (ITSG). The ITSG is underpinned by the IT Management Unit and IT User Working Group. The former is responsible for overseeing IT management and planning of the related activities while the latter provides a platform for users to take part in planning IT development in statistical work. These core establishments work closely together to facilitate more centralised management of the department's IT work and ensure the alignment of IT developments with business needs and the overall government IT strategy (including the e-government strategy).



6 統計研究及質素保證 Statistical Research and Quality Assurance

6.1 本處對其他政府統計機關及國際組織所應用的統計技術和統計管理方法進行研究，以尋求可應用於本地官方統計工作的合適方法。研究範疇包括統計質素保證、數據發布方法及填報負擔管理。

6.1 The department undertakes studies on statistical techniques and statistical management methods employed by other government statistical authorities and international organisations, with a view to identifying appropriate practices for possible adoption in local official statistical work. Areas of study include statistical quality assurance (QA), data dissemination practices and reporting burden management.

6.2 本處不斷致力履行提供高質素統計服務的承諾。為此，本處設立了一套檢定計劃，透過自我評估及由第三者獨立檢定相關的統計程序，鞏固各個統計系統的質素保證機制。在檢定過程中，本處參照國際經驗，以確保所有統計數據的編製和發布均符合科學原理、專業操守及國際標準。

6.2 Continued and dedicated effort is made by the department in meeting the pledge of providing high-quality statistical services. A review programme of the QA mechanism of various statistical systems has been established involving both self-assessment and independent third-party review of the statistical processes concerned. In the review process, the department draws upon international experience and strives to ensure that statistics are compiled and disseminated in accordance with scientific principles, professional ethics and international standards.

6.3 本處亦開發了一套統計數據質素評估框架，透過一系列質素指標，就主要的統計數據進行質素評估。依照這個框架，各統計系統的專業人員定期對所負責的統計產品的質素水平作自我評估，從而找出需要改進的地方，並擬定強化有關統計系統的具體行動計劃。自2009年起，本處參考國際的慣常做法，定期檢討及加強會影響數據準確度的統計程序的質素保證機制。

6.3 The department has also developed a Data Quality Assessment Framework for assessing the quality of the key statistical data through a set of quality indicators. Based on this framework, subject matter professionals perform self-assessment of the quality level of their responsible statistical products regularly with a view to identifying areas for improvement and delineating concrete action plans for enhancing the corresponding statistical systems. The department has regularly reviewed and strengthened the QA mechanism on statistical processes which have impact on data accuracy with reference to international practices since 2009.

6.4 此外，為進一步確保發布的統計數據的準確性，本處從2010年年中開始推行一項審查計劃。在該計劃下，本處的一支專責質素保證檢定的獨立隊伍對各主要統計系統內每個與數據準確度有直接影響的統計程序所採取的質素保證措施，進行一連串的內部審查。

6.4 As a further step to assure the accuracy of the published statistics, the department has implemented an audit programme starting from mid-2010. Under this programme, an independent QA team of the department conducts a series of internal audits on the QA measures of each of the statistical processes having direct impact on data accuracy for major statistical systems.

7 與國際和本地統計社群的關係

Relationship with the International and Local Statistical Communities

國際會議和交流訪問

7.1 要掌握國際統計社群的最新發展，本處的統計專業人員積極參與由不同統計機構舉辦的國際會議、工作坊、研討會及論壇。在會議上，與會者展示了有關編製統計數字的實用方案和分享實踐經驗，以協助制定政策及處理統計界所面對的問題，尤其是在2019冠狀病毒病全球爆發期間所衍生的問題。

International conferences and exchange visits

7.1 To keep abreast of developments in the international statistical community, statistical professional officers of the department have been actively participating in international conferences, workshops, seminars and forums organised by various statistical agencies. At the meetings, participants showcased practical solutions and shared hands-on experience on the compilation of statistics to facilitate policy formulation and address issues faced by statistical communities, particularly during the global outbreak of COVID-19.



IASC-ARS Interim Conference 2022
The Interplay between Statistical Computing and Artificial Intelligence
12-13 December 2022, Online



Regional Programme for the Improvement of Economic Statistics in Asia and the Pacific

USE OF BIG DATA IN PRICE STATISTICS

15:00 - 16:30 hrs (UTC +7), 21 April 2022 (Virtual)



為提高員工的專業水準和擴闊國際視野，本處不斷致力加強與國際組織和其他經濟體的統計機構的技術交流和合作。

To raise professional standard and broaden international perspective of staff, the department has been making continuous efforts in stepping up technical exchanges and collaboration with international organisations and statistical agencies in other economies.

與中國內地的統計合作和交流

7.2 香港與中國內地在發展和協調統計事宜方面的聯繫日趨緊密。為有助安排與內地官方統計機關的統計合作和交流事宜，國家統計局與本處於2003年就定期與內地統計機關接觸達成協議。該協議就國家統計局轄下省級和市級附屬局跟本處的互訪安排釐定程序和原則。

Statistical cooperation and exchanges with the mainland of China

7.2 There have been increasingly closer ties between Hong Kong and the mainland of China (Mainland) in the development and coordination of statistical matters. To facilitate arrangements for cooperation and exchanges on statistical matters with statistical authorities in the Mainland, an agreement on regular contacts was signed between the National Bureau of Statistics (NBS) and the department in 2003. The agreement lays down procedures and principles to be followed by the subordinating bureaux of NBS at the provincial and city levels when pursuing exchange visits with the department.

7.3 此外，根據內地海關總署與本處在2000年簽訂的合作方案，雙方會就商品貿易統計互相提供數據，並交流統計方法和統計實務經驗。

7.4 廣東省統計局於2022年12月15日舉辦了「第一屆粵港澳大灣區（廣東）統計論壇」，是次論壇由包括本處在內的粵港澳大灣區的政府統計機構協辦，主題為「灣區統計合作，攜手創新發展」，目的是促進粵港澳大灣區統計交流合作，讓粵港澳大灣區的統計專業人員可以集思廣益，探索更多合作路徑，共同推動統計工作的創新，從而提高統計工作的水平，以配合時代迅速的發展。

7.3 Moreover, according to the cooperation programme agreed between the General Administration of Customs of the Mainland and the department in 2000, merchandise trade statistics would be provided to each other, and views on statistical methods and practical experience would be exchanged.

7.4 The Statistics Bureau of Guangdong Province hosted the inaugural round of the “Guangdong-Hong Kong-Macao Greater Bay Area (Guangdong) Statistics Forum” on 15 December 2022. The forum was co-organised by the statistical agencies of the Guangdong-Hong Kong-Macao Greater Bay Area (GBA) including the department. The theme of the forum was “Statistical Cooperation in GBA for Innovation and Development”. The forum aimed to foster cooperation and exchange on statistical matters, and to facilitate discussions and brainstorming among statistical professionals in GBA with a view to improving the level of statistical work to keep abreast of the rapid developments of the times through collaboration and joint promotion of innovative statistical work in GBA.



本處不時與中國內地統計機關進行專業交流活動，以了解雙方最新的統計發展，並就統計事宜交流意見和經驗。
The department has professional exchanges with statistical authorities in the mainland of China from time to time, to learn more on the latest statistical developments of both parties, and share views on and experiences in various statistical matters.

參與國際統計組織事務

7.5 為保持和促進與國際知名組織及先進經濟體的統計機構之間的雙邊關係，本處多名統計專業人員兼任一些國際統計組織的成員或委員會的主管人員，積極參與會務。舉例來說，統計處處長余振強先生是2021國際比較項目亞洲及太平洋地區區域諮詢委員會的成員；

Participating in affairs of international statistical organisations

7.5 To maintain and develop strong bilateral relationships with statistical offices of renowned international organisations and advanced economies, some statistical professional officers of the department are active members or office holders of certain international statistical organisations. For instance, Mr Leo YU Chun-keung, Commissioner for Census and Statistics, is a member of the Regional Advisory Board for the 2021 International

經濟統計(二)部助理處長蕭惠芬女士是聯合國亞洲及太平洋經濟社會委員會轄下的經濟統計區域方案指導小組的成員；社會統計部助理處長吳品慧女士是美洲及亞太地區普查和統計局長協會的董事局成員。

Comparison Program for Asia and the Pacific region; Ms Rebecca SIU Wai-fun, Assistant Commissioner of the Economic Statistics Division (2), is a member of the Steering Group for the Regional Programme on Economic Statistics of the United Nations Economic and Social Commission for Asia and the Pacific; and Ms Sharon NG Pun-wai, Assistant Commissioner of the Social Statistics Division, is a member of the Board of Directors of Association of National Census and Statistics Directors of America, Asia and the Pacific.



本處積極參與國際統計組織事務。
The department actively participates in affairs of international statistical organisations.

參與香港統計學會事務


7.6 在本地方面，本處的統計專業人員亦積極參與香港統計學會的事務，出任該學會的執行委員會、各項活動的籌備委員會和工作小組成員。

Participating in affairs of the Hong Kong Statistical Society

7.6 Locally, statistical professional officers of the department have also been participating actively in the affairs of the Hong Kong Statistical Society (HKSS) by serving on the Executive Committee, organising committees and working groups of various projects undertaken by HKSS.



本處積極參與香港統計學會的事務和活動。
The department actively participates in affairs and activities of the Hong Kong Statistical Society.



8 為其他政府決策局及部門提供的專業協助

Professional Assistance Rendered to Other Government Bureaux and Departments

8.1 本處為政府進行的各項統計活動提供專業意見。這些工作部分是由本處調派到政府多個決策局和部門的統計人員執行。至於沒有統計人員派駐的政府決策局或部門，本處會在有需要時提供專業協助，包括就應用統計數據方面和進行統計調查時應採用的合適方法提供意見。

8.1 The department advises on statistical activities within the government. This is put into effect partly through the deployment of outposted statistical staff in various government bureaux and departments. For those bureaux or departments without statistical staff, the department renders professional assistance as necessary by advising on such aspects as application of statistics and adoption of proper methods in conducting statistical surveys.

8.2 在處理各方面的公共事務上，預期統計的使用會不斷增加。本處會繼續為各政府決策局和部門提供有關編製、應用及闡釋統計數據的專業協助，以便有關當局就公共事務制定政策及作出決定，使公眾得到優質的服務。

8.2 Increasing use of statistics is expected in various aspects of public affairs. Professional assistance will continue to be provided to various government bureaux and departments in the compilation, application and interpretation of statistics in order to facilitate policy formulation and decision making on public issues as required for providing quality services to the community.

9 服務市民 Serving the Community

服務承諾

9.1 服務市民是本處一項持續而長遠的承諾。為配合政府致力改善公共服務的工作方針，本處自1993年起每年公布服務承諾。統計處網站內有關「服務承諾」的部分詳載了本處各項服務所承諾的標準。本處會不時檢討及提高服務的標準和目標。

Performance Pledge

9.1 It is a continuous and long-term commitment of the department to serving the community. In line with the government's efforts in improving services to the public, the department has been releasing annually its performance pledges since 1993. The standards of services that may be expected of the department are detailed in the "Performance Pledge" section of the C&SD website. The performance standards and targets of the department are reviewed and enhanced from time to time.

提升市民對政府統計處工作的認知

9.2 本處推出多項宣傳措施以提升市民對本處工作的認知。自2014年1月起，本處透過播放電視宣傳短片及電台宣傳聲帶向市民傳遞以下重要訊息：政府統計調查的結果對規劃各類公共服務非常重要；統計工作的成功有賴市民的參與和合作；以及根據法例，統計調查所搜集的個別住戶或機構的資料會嚴加保密。宣傳短片及聲帶以「政府統計調查支持 參與 靠你」的標語作總結，冀望市民能留下深刻印象。

Raising public awareness of the work of the Census and Statistics Department

9.2 The department has implemented various publicity measures to raise public awareness of the work of the department. Starting from January 2014, Announcements in the Public Interest (APIs) have been broadcast on television and radio with the following key messages: the findings of government statistical surveys are crucial in planning various public services; public participation and cooperation are essential in making statistical work a success; and by law, all survey information relating to individual households or establishments will be kept in strict confidence. To impress upon the community the key messages, the APIs are wrapped up by the slogan: Let's Support Government Statistical Surveys.



本處推出多項宣傳措施以提升市民對政府統計工作的認知。
To raise public awareness of government statistical work, various publicity measures have been implemented.



9.3 為了配合電視及電台的宣傳，本處製作了相同主題的海報向市民傳遞訊息。本處早前曾聯絡香港物業管理公司協會在其會員公司所管理的私人住宅屋苑內張貼有關海報。本處亦安排在公共屋邨、政府辦公大樓及人流較多的政府海報展示處，包括行人天橋及巴士總站，展示有關海報。因應一些屋苑或大廈管理處的要求，本處亦會提供有關海報給他們作展示之用。此外，自2021年起，本處安排向參加物業管理業監管局指明課程（第1級）的物業管理從業學員介紹住戶統計調查的外勤工作。這些措施有助促進市民對本處進行的住戶統計調查的合作性。

9.3 To resonate with the broadcasting of APIs on television and radio, the department has produced a poster which carries the same theme as the APIs for disseminating the message. The department has liaised with the Hong Kong Association of Property Management Companies earlier for displaying the posters in private residential estates under the management of the Association's member companies. Also, arrangement has been made to display the posters in public housing estates, government office buildings and poster sites with large pedestrian flows, including pedestrian flyovers and bus terminuses. Posters have also been sent for display in residential estates or buildings upon requests of their management offices. Furthermore, the department has arranged to introduce the fieldwork of household surveys to the property management practitioners participating in Property Management Services Authority Specified Courses (Tier 1) starting from 2021. These measures are expected to be useful in promoting cooperation in household surveys conducted by the department.



為提升市民對本處工作的認知，本處在多個不同地點展示宣傳海報。
To raise public awareness of the work of the department, publicity posters are displayed at various locations.

增進與數據提供者及統計數據使用者的融洽關係

9.4 本處能成功編製準確和及時的統計數字，主要有賴數據提供者的合作，提供高質素的數據。為爭取和保持這些人士對各統計調查的支持，本處經常與他們舉行座談會，並不時拜訪一些主要機構。此外，本處亦向同時參與多項統計

Strengthening rapport with data suppliers and statistical data users

9.4 Our success in producing accurate and timely statistics largely rests on the cooperation of data suppliers in furnishing quality data. To gain and maintain their support for various statistical surveys, the department has been conducting discussion sessions with them and paying courtesy visits to prominent establishments from time to time. Moreover, a Customer Window

調查的選定主要公司推出「客戶窗口計劃」。在這計劃下，本處會為每一間參與計劃的公司安排一名統計員統籌辦理該公司所有與本處統計調查有關的事宜，從而減省外勤工序及減輕受訪者在填報數據時的負擔，藉此提升統計調查的回應率及確保所搜集數據的一致性。

9.5 受到2019冠狀病毒病疫情的影響，本處曾因疫情嚴峻而暫停面談訪問的工作，並呼籲數據提供者透過網上問卷及以電話訪問方式提供數據，以減少社交接觸和病毒在社區擴散的風險。

9.6 本處經常與一些主要的統計數據使用者接觸，以確保官方統計工作的發展能適當地配合他們的需要。

9.7 在建立新統計系統和計劃新統計調查前，本處會適當地向統計數據使用者以及有機會成為數據提供者的人士（例如統計調查的訪問對象）進行諮詢。這樣做既可搜集數據使用者對數據需求的意見，又能評估從數據提供者獲取所需資料的可行性和了解他們的填報數據負擔。

貿易事宜客戶聯絡小組

9.8 本處其中一項主要工作是根據進／出口報關單及貨物艙單上的資料編製貿易及有關的統計數字。本處自1994年起，設立了「貿易事宜客戶聯絡小組」，聽取客戶對本處服務的意見。小組成員來自不同界別，包括貿易統計數據的使用者和使用本處進／出口報關單或貨物艙單遞交服務的機構。

推廣統計認知

9.9 統計在社會上的應用愈來愈普及，公眾對統計的正確認識因而更形重要。因此，本處不斷致力加強公眾對官方統計數字的認知，以及對統計概念和方法的了解。本處經常舉辦不同類型推廣統計認知的活動，以切合社會上不同界別人士（例如中學生、大專學生、教

Scheme has been implemented for selected major companies participating in multi-surveys of the department. Under this Scheme, a census officer is appointed to co-ordinate all survey matters of the department with a participating company so as to minimise field efforts and reduce respondent burden in data reporting, thereby improving survey response and ensuring data consistency.

9.5 As affected by the COVID-19 epidemic, the department has suspended face-to-face interviews when the epidemic situation was severe, and has appealed to data suppliers to provide data via online questionnaires and telephone interviews in order to reduce social contacts and the risk of the spread of the virus in the community.

9.6 Meetings with major statistical data users have often been conducted to ensure that their demands can be suitably taken into account in the development of official statistical work.

9.7 In establishing new statistical systems and planning for new statistical surveys, the department conducts consultations with both users of statistical data and prospective data suppliers (such as survey respondents) where appropriate. This has the advantages of tapping the users' views on data requirements, assessing the feasibility of obtaining the required information and understanding the reporting burden of data suppliers.

Customer Liaison Group on Trade Matters


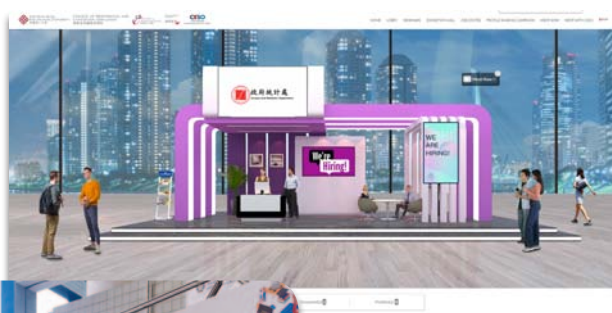
9.8 One main area of work of the department is to compile trade and other related statistics from information contained in import/export declarations and cargo manifests. The department has been operating a Customer Liaison Group (CLG) on Trade Matters since 1994 to obtain customers' opinions on the services provided by the department. CLG comprises personnel from various sectors who are either users of trade statistics or users of services provided by the department in the lodgement of import/export declarations or cargo manifests.

Promotion of statistical literacy

9.9 With the widespread use of statistics in the community, it is becoming more important for members of the public to have proper understanding of statistics. Hence, the department has been making continuous efforts in promoting awareness of official statistics and understanding of statistical concepts and methodologies among the general public. A variety of activities for promoting statistical literacy have been organised to cater for

師、政府人員、長者及市民大眾)的需要。這些活動主要包括安排參觀本處、統計講座、研討會、課程、工作坊和展覽,以及出版教育小冊子/單張和有關統計知識的文章。

the needs of different sectors in the community (e.g. secondary students, tertiary students, teachers, government officials, older persons, and members of the public). Such activities mainly include the organisation of visits to the department, statistical talks, seminars, courses, workshops and exhibitions, and the publication of educational booklets/leaflets and statistical articles.



本處參與各間大專院校舉辦的虛擬及實體就業博覽會,向大專學生介紹各統計職系的就業機會,並藉以推廣統計認知。

The department participates in the virtual and physical career fairs organised by tertiary institutions to introduce the job opportunities in the department and promote statistical literacy among the students.

9.10 讓青年人在成長初期親身參與活動以推廣統計認知,相信成效會更為顯著。因此本處一直以來均主動為青年人安排參觀本處及參加統計講座,從而幫助他們增進知識及拓闊視野。

9.10 On the belief that engagement of the young people at their early stage of development is essential to the success of statistical literacy promotion, the department has been taking active roles in providing opportunities for the young people to visit the department and participate in various statistical talks so as to help them in enriching their knowledge and widening their perspective.

9.11 本處定期為中學生舉辦統計講座,平均每學年安排約40個不同主題的講座。在講座中,本處會播放電視宣傳短片,加強宣傳政府統計工作有賴市民支持的訊息。此外,本處亦向參加人士派送宣傳品,以推廣正確使用官方統計數據。

9.11 The department has put in place a regular programme of statistical talks for secondary school students. On average, about 40 talks on different themes are organised in each academic year. In these talks, the TV API is presented to highlight the importance of public support to government statistical work. Moreover, publicity materials are distributed to promote the proper use of official statistics.

9.12 本處自1990年起編製《統計與生活》教材，作為向青年人推廣統計認知的其中一項活動，並由2012年開始製備網上版本，讓讀者於統計處網站閱覽及下載。

9.13 此外，本處積極支持為青年人而推出的不同項目，包括由香港賽馬會慈善信託基金資助的「賽馬會鼓掌·創你程計劃」，以及由扶貧委員會籌劃的「友·導向」師友計劃。本處自2016年起特別為「友·導向」師友計劃成立了友師義工隊，由不同職系的員工組成。在2021/22學年，他們擔任參與該計劃的其中兩間中學的高年級學生（即友員）的友師，透過舉行一系列涵蓋多個範疇的職志活動，為友員提供有關生涯規劃方面的指導和建議。另外，本處透過參與由教育局推行的「商校合作計劃」，為中學生舉辦統計講座及安排參觀部門，以助他們增進知識及拓闊視野，作出更好的生涯規劃。

9.12 As part of the programme for promoting statistical literacy to the young people, the department has been releasing the teaching kit entitled *Living with Statistics* since 1990. The teaching kit has been released in softcopy on the C&SD website since 2012 for viewing and download.


9.13 In addition, the department provides active support to various youth programmes in the community, such as “CLAP for Youth @ JC” funded by the Hong Kong Jockey Club Charities Trust, and “Life Buddies” Mentoring Scheme launched by the Commission on Poverty. In particular, the department has formed a mentoring team under the “Life Buddies” Mentoring Scheme since 2016, comprising officers of various grades in C&SD. These officers served as mentors of senior form students in two of the participating secondary schools (“mentees”) in the 2021/22 academic year, and provided the mentees with guidance and advice on life planning through the conduct of a series of comprehensive career-focused activities. Besides, through the participation in the “Business-School Partnership Programme” organised by the Education Bureau, the department organises statistical talks and visits to the department for secondary school students to help them enrich their knowledge and widen their perspective for better life planning.



本處自2016年起特別為「友·導向」師友計劃成立了友師義工隊。在2021/22學年，友師義工隊透過舉行一系列涵蓋多個範疇的職志活動，為參與該計劃的其中兩間中學的高年級學生提供有關生涯規劃方面的指導和建議。

The department has formed a mentoring team under the “Life Buddies” Mentoring Scheme since 2016. In the 2021/22 academic year, this team provided senior form students in two of the participating secondary schools with guidance and advice on life planning through the conduct of a series of comprehensive career-focused activities.





本處透過參與由教育局推行的「商校合作計劃」，為中學生舉辦統計講座及安排參觀部門，以助他們增進知識及拓闊視野，作出更好的生涯規劃。

The department has participated in the "Business-School Partnership Programme" organised by the Education Bureau. Through the programme, the department organises statistical talks and visits to the department for secondary school students to help them enrich their knowledge and widen their perspective for better life planning.



9.14 為進一步向社會上不同階層人士推廣統計認知，本處自2015年起推出一項措施，為設於各區的「長者學苑」的學員舉辦一系列相關專題的統計講座。這些講座旨在向長者推廣與其日常生活息息相關的統計數據的用途及意義，並藉此加深他們對本處所編製的各項社會及經濟統計數據的了解。

9.14 To further promote statistical literacy in the community, the department has undertaken the initiative in organising a series of statistical talks on relevant subjects for members of the Elder Academies in various districts as from 2015. These statistical talks aim to promote among the older persons the uses and interpretations of statistics that are closely related to their daily lives, and facilitate their better understanding of various social and economic statistics compiled by the department.

政府統計處55周年

55th anniversary of the Census and Statistics Department

9.15 2022年標誌統計處成立55周年。藉此機會，統計處舉辦了一系列的活動，以增強市民對官方統計的認知和了解。活動包括：

9.15 The year 2022 marks the 55th anniversary of C&SD. Taking the opportunity, the department has organised a series of activities to strengthen public awareness and understanding of official statistics, which included:

(a) 於2022年7月20日至26日在香港書展設置展覽攤位，展示「2021年人口普查」的主要結果，以及過去和現在所進行的人口普查在運作方面的主要分別；

(a) setting up a booth at the Hong Kong Book Fair from 20 to 26 July 2022, presenting the key results of the 21C and major differences in population census operations between past and present;

- (b) 於2022年7月在統計處網站推出網上展覽，展示本處過去重要的片段和成就、所秉持的理念及未來發展方向；以及
 - (c) 於2022年11月聯同香港統計學會合辦一場題為「統計中的不確定性及誤差」的講座。
- (b) launching a web-based exhibition on the C&SD website in July 2022 to highlight the major events and accomplishments of the department over the years, the values the department has been upholding and the future direction of development of the department; and
 - (c) organising a seminar on “Perspectives on uncertainty and error of statistics” in collaboration with HKSS in November 2022.



本處於2022年7月20日至26日在香港書展設置展覽攤位，展示「2021年人口普查」的主要結果，以及過去和現在所進行的人口普查在運作方面的主要分別。

The department set up a booth at the Hong Kong Book Fair from 20 to 26 July 2022, presenting the key results of the 2021 Population Census and major differences in population census operations between past and present.



本處於2022年7月在統計處網站推出網上展覽，展示其過去重要的片段和成就、所秉持的理念及未來發展方向。

The department launched a web-based exhibition on the C&SD website in July 2022 to highlight the major events and accomplishments of the department over the years, the values the department has been upholding and the future direction of development of the department.



本處於2022年11月聯同香港統計學會合辦一場題為「統計中的不確定性及誤差」的講座。

The department organised a seminar on "Perspectives on uncertainty and error of statistics" in collaboration with the Hong Kong Statistical Society in November 2022.

「同心展關懷」標誌獎項

9.16 本處由2006/07年度至2022/23年度連續17年獲香港社會服務聯會頒發「同心展關懷」標誌，以表揚本處持續實踐企業公民的精神，並由2020/21年度起獲頒15年或以上的「同心展關懷」標誌。

Caring Organisation Logo Award

9.16 The department has been awarded the Caring Organisation Logo for 17 consecutive years from 2006/07 to 2022/23 by the Hong Kong Council of Social Service in recognition of its sustainable commitment to corporate citizenship. A 15 Years Plus Caring Organisation Logo has been granted starting from 2020/21.



精神健康友善機構

9.17 由2020年起，本處獲精神健康諮詢委員會嘉許為「精神健康友善機構」，以承諾促進一個精神健康友善的工作環境。

Mental Health Friendly Organisation

9.17 Since 2020, the department has been awarded the title of "Mental Health Friendly Organisation" by the Advisory Committee on Mental Health, with a pledge to promote a mental health-friendly workplace environment.



2

第二部分 Part Two

統計發展 Statistical Developments



統計發展 Statistical Developments

10 人口 Population

人口數據系統與人口普查／中期人口統計

10.1 根據慣例，自1961年起，香港每10年進行一次人口普查；並在兩次人口普查中間，進行一次中期人口統計。人口普查及中期人口統計的目的是搜集有關人口的數目及其社會經濟特徵和地區分布情況的最新基準資料。

10.2 人口普查及中期人口統計所搜集的數據，對政府在規劃和制定政策方面，特別是有關教育、房屋、運輸、醫療服務及社會福利的政策，尤為重要。此外，私人機構亦會運用這些數據釐定業務方針。

10.3 人口普查及中期人口統計提供基準人口數據，並且是細小分區及人口分組數據的重要來源。這些基準數據，再加上其他行政系統的統計資料（例如出生、死亡及出入境記錄）及抽樣統計調查（特別是持續進行的「綜合住戶統計調查」）的結果，連結成一個人口統計數據資料庫，資料可用作編製人口估計及其他眾多用途。

2021年人口普查

10.4 繼「2021年人口普查」的簡要結果於2022年2月公布後，較詳細的統計結果和分析已透過一系列的統計刊物發布，當中包括提供整體人口詳細統計數字及分析的主要結果報告、7本展示選定人口分組特徵的主題性報告（包括有關少數族裔人士、內地來港定居未足7年人士、居於分間樓宇單位人士、單親人士、兒童、青年及長者的報告），以及一系列分析香港人口不同社會及經濟面貌的載有資訊圖表的短篇文章。此外，本處亦出版了技術報告，闡述「2021年人口普查」的設計、數據搜集方法、執行程序及技術細節，以及載有人口普查所搜

The population data system and population censuses/by-censuses

10.1 It is an established practice from 1961 for Hong Kong to conduct a population census every 10 years and a by-census in the middle of the intercensal period. The purpose of population censuses/by-censuses is to obtain up-to-date benchmark information on the size and socio-economic characteristics of the population and on its geographical distribution.

10.2 The statistical data obtained from population censuses/by-censuses are vital to government planning and policy formulation, particularly in such fields as education, housing, transport, medical services and social welfare. The data are also important to the private sector for formulating business strategies.

10.3 Apart from providing benchmark population data, population censuses/by-censuses also serve as the prime sources of data for small areas and population sub-groups. These benchmark data, taken together with statistics generated from administrative systems (such as birth, death and passenger movement records) and sample surveys (in particular the continuous General Household Survey), provide a population statistical database which serves the purpose of compiling population estimates as well as a multitude of other purposes.

2021 Population Census

10.4 Subsequent to the release of the summary results of the 2021 Population Census (21C) in February 2022, more detailed results and analyses had been released via a series of statistical publications. These included a report on the main results providing detailed statistics and analyses of the whole population, 7 thematic reports providing insights into the profiles of the selected population sub-groups (including ethnic minorities, persons from the Mainland having resided in Hong Kong for less than 7 years, persons living in subdivided units, single parents, children, youths and older persons) and a series of snapshot articles with infographics for analysing the profiles of Hong Kong population in different social and economic aspects. In addition, a technical report describing the design, data collection method, operation procedures and techniques of the 21C and containing

集數據的質素評估。所有「2021年人口普查」的刊物均可於本處網站及「2021年人口普查」主題網站下載。另外，本處製作了3部短片，以動畫形式概述有關整體香港人口、地區特徵及長者的主要統計數字。用戶可在「2021年人口普查」主題網站閱覽影片。

an assessment of the quality of data collected in the population census had also been published. All publications of the 21C can be downloaded at the department's website and the thematic website of the 21C. Besides, 3 short videos were produced, which provided animated presentations of key statistics of the entire Hong Kong population, geographical characteristics and older persons. Users can access the videos from the thematic website of the 21C.



人口普查／中期人口統計提供很多有關香港人口的社會及經濟特徵的資料。本處在網上推出多項「2021年人口普查」的統計產品及服務，切合數據使用者的不同需要。Population censuses/by-censuses provide a wealth of data on the socio-economic characteristics of the population in Hong Kong. To meet the different needs of data users, a wide range of statistical products and services of the 2021 Population Census have been made available online.



本處出版一系列分析香港人口不同社會及經濟面貌的載有資訊圖表的短篇文字。A series of snapshot articles with infographics for analysing the profiles of Hong Kong population in different social and economic aspects has been published.



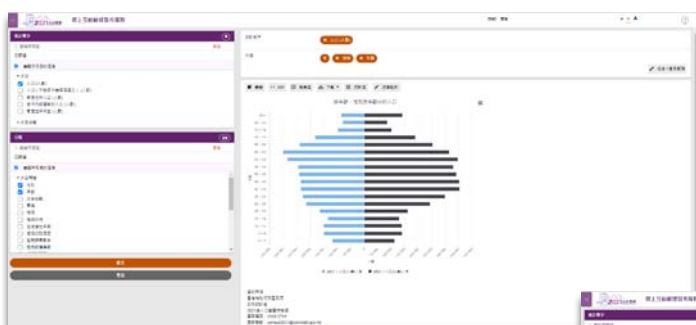
本處製作了3部短片，以動畫形式概述有關整體香港人口、地區特徵及長者的主要統計數字。3 short videos were produced, providing animated presentations of key statistics of the entire Hong Kong population, geographical characteristics and older persons.

10.5 除上述的刊物及短片外，本處在網上推出多項「2021年人口普查」的統計產品及服務，以切合數據使用者的不同需要。這些產品及服務包括涵蓋不同數據項目詳細統計數字的統計表、展示香港人口選定的詳細特徵及不同地區的主要特徵的互動統計圖解、提供分區及主要屋苑人口及家庭住戶統計數字的地區概覽、供學術研究使用的微數據集，以及供本地學術機構作教學用途的微數據教學檔案。「2021年人口普查」的地區概覽新增GML格式的空間數據集，方便用戶分析不同地區的特徵。

10.6 此外，本處在2022年9月推出經改良的互動數據發布服務，供數據使用者透過簡單易用的步驟，自行編製所需的統計表及統計圖。與前一版本的互動數據發布服務比較，「2021年人口普查」的互動數據發布服務的介面作出了大幅度的優化，讓使用者可以更快地自行製作統計表及統計圖。用戶亦可透過智能手機或其他流動裝置使用這項互動數據發布服務，直接編製所需統計表或統計圖。除HTML及Excel格式外，用戶可以機器可讀的XML格式下載所編製的統計表，或以新增設的應用程式介面功能，直接擷取統計數字，以作進一步處理、再用和開發新的應用程式。

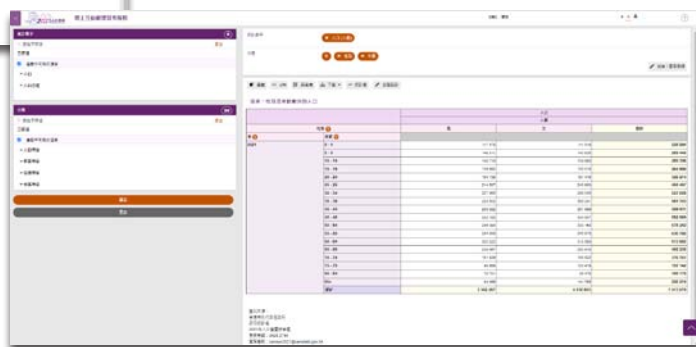
10.5 Apart from the above publications and videos, a wide range of statistical products and services of the 21C have been made available online, meeting the different needs of the data users. These products and services include statistical tables providing detailed statistics on various data topics, interactive dashboards presenting selected detailed characteristics of the Hong Kong population and major characteristics of different geographical areas, district profiles providing statistics on the population and domestic households in individual districts and major housing estates, micro-datasets for academic research, and micro-data teaching file for educational uses by local academic institutions. Spatial datasets in GML format were newly included in the district profiles of the 21C to facilitate users in analysing the characteristics of different areas.

10.6 In addition, an enhanced Interactive Data Dissemination Service (IDDS) was launched in September 2022 to enable data users to build statistical tables and charts according to their own specifications through a simple and user-friendly process. Compared to the previous version of IDDS, the interface of IDDS for the 21C was substantially enhanced to enable users to create statistical tables and charts more quickly. Users can also use smartphones or other mobile devices to access IDDS and build the required tables or charts directly. Besides HTML and Excel formats, users can download the compiled statistical tables in machine-readable XML format or extract statistics directly through the newly added Application Programming Interface function for further processing, reuse and developing new applications.



經改良的互動數據發布服務已於2022年9月在「2021年人口普查」主題網站推出。

An enhanced Interactive Data Dissemination Service was launched on the thematic website of the 2021 Population Census in September 2022.



10.7 「2021年人口普查」新增「需要照顧的長者」的數據項目，有助掌握居於家庭住戶內的60歲及以上人士對照顧服務的需要情況。有關的統計數字及分析已於長者的主題性報告中發布。

人口估計及人口推算

10.8 本處根據從有關的登記系統所搜集的資料，編製出生、死亡和婚姻統計數據，並每年公布有關人口的重要指標。

10.9 每半年公布一次的人口估計數字有助反映年中及年底的情況。使用「居住人口」方法編製的臨時人口估計會於統計時點後兩個月內發布，並在其後6個月再公布經修訂的人口估計。

10.10 人口推算為政府在教育、房屋、運輸、社會服務和醫療服務等方面的規劃工作提供一個共同基礎。推算結果也廣泛地應用在學術研究和私人機構的業務發展和策劃方面。一套以2019年年中人口估計為基準的人口推算，及相應的家庭住戶推算和勞動人口推算數字已於2020年9月發布。下一輪的人口、家庭住戶和勞動人口推算會納入最新的人口趨勢和「2021年人口普查」的結果，將於2023年發布。

10.7 In order to have more understanding of the need of care for persons aged 60 and over living in domestic households, the data item “elderly persons requiring care” was newly included in the 21C. The statistics and analyses concerned had been released in the thematic report on older persons.

Population estimates and population projections

10.8 Birth, death and marriage statistics are compiled based on data collected through the relevant registration systems, with important demographic indicators published every year.

10.9 The population estimates are released at half-yearly intervals to reflect the mid-year and year-end positions. Provisional population estimates compiled using the “resident population” approach are released within two months after the reference time-point and revised estimates are released after further 6 months.

10.10 Population projections provide a common basis for government programme planning in such areas as education, housing, transport, social services and health services. The projection results are also widely applied in academic research as well as business development and planning in the private sector. A set of population projections using the mid-2019 population estimate as the population base and a corresponding set of domestic household projections and labour force projections were released in September 2020. The next round of population, domestic household and labour force projections, with the latest demographic trend and the results of the 21C to be incorporated, will be released in 2023.

11 勞工 Labour

勞動人口、就業及空缺統計

11.1 本處根據不同的統計調查的結果編製有關就業的統計數字。其中，經由「綜合住戶統計調查」和「僱傭及職位空缺按季統計調查」所編製的就業統計數字，是數據使用者經常參考的資料。

11.2 「綜合住戶統計調查」是持續進行的抽樣統計調查，搜集有關勞動人口、就業、失業及就業不足方面的資料。這項統計調查涵蓋全港陸上非住院人口，但不包括居於院舍的住院人士及水上

Labour force, employment and vacancies statistics

11.1 The department compiles employment figures based on results of different surveys. Among them, the employment statistics compiled from the General Household Survey (GHS) and those from the Quarterly Survey of Employment and Vacancies (SEV) are frequently referred to by data users.

11.2 Conducted on a continuous basis, GHS is a sample survey aiming at collecting information on the labour force, employment, unemployment and underemployment. The survey covers the land-based non-institutional population of Hong Kong and excludes inmates of institutions and persons living on board

居民，涵蓋範圍達居港人口約99%。「綜合住戶統計調查」直接從一個覆蓋全港的屋宇單位樣本內的住戶搜集有關勞動人口特徵及一些與勞工有關的課題的資料。除採用「面談訪問」及「電腦輔助電話訪問」搜集數據外，本處已於2019年1月起在「綜合住戶統計調查」全面推行網上問卷，以進一步方便獲抽選住戶提供所需資料。

11.3 每輪的「僱傭及職位空缺按季統計調查」從不同行業抽選約30 000間機構單位進行訪問，搜集就業人數、職位空缺數目及業務性質資料。所得的就業人數統計數字，加上職位空缺資料，反映本港各行業的勞工需求。該統計調查亦提供不同行業按區議會分區劃分的就業人數和機構單位數目的統計數字。

vessels. It thus covers about 99% of the Hong Kong Resident Population. GHS collects data on the characteristics of the labour force as well as information on some labour-related topics directly from households in a sample of quarters scattered over the whole territory. Apart from using face-to-face interviewing and Computer-Assisted Telephone Interviewing (CATI) to collect data, the department has implemented online questionnaire for GHS on a full-scale basis since January 2019 in order to further facilitate the provision of requested information by sampled households.

11.3 For each round of SEV, a sample of around 30 000 establishments are selected from different industries for enumeration. Information on employment, number of job vacancies and nature of business is collected. Together with data on job vacancies, the employment statistics show the labour demand for individual industries in the economy. SEV also provides statistics on employment and number of establishments analysed by District Council district in different industries.



本處搜集不同行業的就業人數及職位空缺資料。
The department collects information on employment and job vacancies in different industries.



11.4 為提高工作效率，本處鼓勵「僱傭及職位空缺按季統計調查」的受訪者利用郵寄、傳真、電郵遞交問卷或透過音頻電話回應系統直接提供所需的數據。本處會以「電腦輔助電話訪問」跟進未回應的個案，並採用「電腦輔助編碼系統」處理交回的問卷。

11.4 For enhancing operational efficiency, respondents of SEV are encouraged to complete and return the questionnaires by post, fax, e-mail or to provide the required data directly through a touch tone telephone response system. CATI is used to follow up outstanding cases. Computer-Assisted Coding System is also employed in processing the returned questionnaires.

11.5 本處另外進行一項「建築地盤就業人數按季統計調查」，向主要建築地盤搜集工人的就業及職位空缺資料。主要建築地盤包括已取得屋宇署的展開工程通知書的私營工程，以及政府各工務部門、房屋署、機電工程署及環境保護署等轄下的公共工程。

11.5 A separate Quarterly Employment Survey of Construction Sites is also conducted to collect information on employment and vacancies of manual workers at major construction sites. Major construction sites cover private sector construction projects having obtained notice of commencement of works from the Buildings Department and public sector projects under the charge of various government works departments, the Housing Department, the Electrical and Mechanical Services Department and the Environmental Protection Department, etc.



本處搜集建築地盤工人的就業及職位空缺資料。

The department collects information on employment and vacancies of manual workers at construction sites.

11.6 本處每月發布從「綜合住戶統計調查」編製的對上3個月期間的失業和就業不足統計數字，以及按季發布經由「僱傭及職位空缺按季統計調查」所編製的就業及職位空缺統計數字。此外，本處亦有發布經季節性調整的失業率，從而更清楚地反映失業的基本趨勢。

11.6 While unemployment and underemployment statistics covering the latest 3-month period compiled from GHS are published every month, employment and vacancies statistics compiled from SEV are published on a quarterly basis. Furthermore, seasonally adjusted unemployment rate is also published so as to better reflect the underlying trend of unemployment.

11.7 「綜合住戶統計調查」和「僱傭及職位空缺按季統計調查」所編製的就業統計數字各有本身的用途和優點。然而，就反映按行業劃分的本地整體就業分布情況而言，兩項統計調查都各有一

11.7 The GHS and SEV employment data have their own uses and merits. However, each set of the data is subject to some limitations in reflecting the territory-wide employment structure by industry. Hence, a set of Composite Employment Estimates (CEE) is compiled by reconciling the GHS and SEV estimates

些局限。所以本處利用統計方法將這兩組數據協調，從而編製了一套「就業綜合估計數字」，以供按行業分析就業人數之用。「就業綜合估計數字」的數列自1997年起按年於《香港統計月刊》內以專題文章形式發布。

11.8 本處已於2020年9月發布以2019年為基期的勞動人口推算。此外，本處將按以2021年為基準的人口推算，以及不同年齡組別和性別的勞動人口參與率的最新趨勢，編製一套新的勞動人口推算，並預計於2023年發布。

工資及勞工收入統計

11.9 本處經由「勞工收入統計調查」搜集數據，以編製不同行業的工資和薪金總額的統計數字。

11.10 「勞工收入統計調查」包括兩部分，即工資統計調查及薪金總額統計調查，通過按季訪問不同選定行業的機構單位，分別搜集選定職業的工資數據和就業人士的整體薪金總額數據，從而編製和發布按選定行業劃分的督導級及以下選定職業的平均工資率和工資指數，以及各選定行業的就業人士平均薪金指數，以分別反映勞工價格和勞工收入的變動情況。

11.11 本處自2009年起亦進行一項「收入及工時按年統計調查」，就香港僱員的工資水平和分布、就業情況及人口特徵，提供全面而可靠的統計數據。這些統計數字為與法定最低工資有關的分析提供重要的資料。有關的統計數字對私營機構及政府研究各項與勞工有關的課題，也非常有用。

11.12 本處亦為最低工資委員會、勞工處和政府經濟顧問辦公室提供統計支援，協助進行多項與勞工成本有關的影響分析，研究課題包括檢討法定最低工資水平所帶來的影響，以及提升現有法定勞工福利的潛在影響。

under a statistical framework to serve such purpose. The series of CEE has been published annually in the form of a feature article in the *Hong Kong Monthly Digest of Statistics* since 1997.

11.8 The 2019-based labour force projections were released in September 2020. Besides, with reference to the 2021-based population projections and the latest trends of the age-sex specific labour force participation rates, the department will compile and release a new set of labour force projections in 2023.


Wages and labour earnings statistics

11.9 The department compiles wages and payroll statistics covering different sectors of the economy based on data collected via the Labour Earnings Survey (LES).

11.10 LES consists of two parts, viz. the wage enquiry and the payroll enquiry, which collect data on wages of selected occupations and total payroll of persons engaged respectively from establishments across different selected industries on a quarterly basis. Average wage rates and wage indices for selected occupations up to supervisory level by selected industry as well as indices of payroll per person engaged in various selected industries, which reflect the changes in labour price and labour earnings respectively, are compiled and published.

11.11 The department has also conducted an Annual Earnings and Hours Survey since 2009. The survey aims to provide comprehensive and reliable statistics on the level and distribution of wages of all employees in Hong Kong, as well as their employment and demographic characteristics. These statistics are essential inputs for analyses related to the Statutory Minimum Wage (SMW). They are also useful for studies on labour-related topics by the private sector and the government.

11.12 Statistical support has also been rendered to the Minimum Wage Commission, Labour Department (LD) and the Office of the Government Economist (OGE) in conducting labour cost impact analyses, including studies on the impacts brought by the review of the SMW rate, as well as the potential impacts of improving the existing provisions of statutory labour benefits.



本處提供統計支援，協助進行多項與勞工成本有關的影響分析，研究課題包括檢討法定最低工資水平所帶來的影響。

The department has rendered statistical support in conducting labour cost impact analyses, including studies on the impacts brought by the review of the Statutory Minimum Wage rate.

人力及工時統計

11.13 本處繼續向職業訓練局提供統計支援，協助該局進行人力統計的調查，評估本港各行業類別的人力及訓練需求。

Manpower and working hours statistics

11.13 The department continues to provide professional support to the Vocational Training Council to assist them in conducting manpower surveys to assess the manpower requirements and training needs in different industries/sectors.

11.14 本處亦在有需要時，向有關政府決策局及部門提供統計支援，以協助人力資源政策的制定和檢討。

11.14 The department also provides statistical assistance to relevant government bureaux and departments to support the formulation and review of manpower policy as needed.

11.15 勞工及福利局統計組為局方提供多方面專業的統計支援服務，包括不時進行人力資源推算工作，讓政府就整體人力需求制定適切的策略。新一輪的人力資源推算將於2023年年中開展，統計組會優化推算方法，就帶動香港經濟增長的重點行業及支撐城市運作的主要服務，提供更詳盡的人力短缺資訊，並將推算周期由以往10年縮短至5年，以更緊貼本地經濟及勞動市場趨勢。

11.15 The statistical unit of the Labour and Welfare Bureau renders professional statistical support to the bureau in various fronts. It conducts, inter alia, Manpower Projection from time to time to help the government formulate appropriate strategies to address the overall manpower demand. A new round of Manpower Projection will commence in mid-2023 with the enhanced methodology to provide more detailed information on manpower shortages in key industries driving Hong Kong's economic growth and essential services supporting the city's operation. The projection period will be shortened from 10 years previously to 5 years to reflect the trends in the local economic and labour markets in a more timely manner.

11.16 勞工處統計組為制定工時政策提供統計支援。在2023年，統計組會繼續支援有關工作，根據「工時狀況住戶統計調查」的結果分析有關本地勞動人口工時狀況及對工時安排的意見，以助政府制定工時政策及推廣家庭友善僱傭文化。

11.16 The statistical unit of LD provides statistical support to the formulation of working hours policies. In 2023, the statistical unit will continue to support relevant work and analyse the working hours situation of the local workforce and their views on working hours arrangements based on the results of the Working Hours Situation Household Survey, with a view to assisting the government in formulating working hours policies and promoting a family-friendly employment culture.

香港標準行業分類

11.17 本處在1990年首次引入「香港標準行業分類」作為統計分類架構，將各個經濟單位按其主要經濟活動撥歸不同行業類別。這個分類架構不僅為本處各項統計調查在抽選經濟單位樣本時提供基本的分層基礎，也是編製、分析和發布香港行業統計數字的標準行業分類。

11.18 現時，本處不同的統計調查均採用「香港標準行業分類2.0版」。2.0版是根據聯合國統計司發布最新的《所有經濟活動的國際標準行業分類修訂本第4版》的基本架構和分類原則編製而成。「香港標準行業分類2.0版」手冊，可於本處網站下載。本處網站亦設有供查閱「香港標準行業分類2.0版」資料的搜尋工具。

Hong Kong Standard Industrial Classification

11.17 First introduced in 1990, the Hong Kong Standard Industrial Classification (HSIC) is a statistical classification framework used by the department for classifying economic units into industry classes based on their major economic activities. This framework not only provides a basic stratification for sample selection of economic units in various surveys conducted by the department, but also serves as a standard industrial classification for compilation, analysis and dissemination of industry statistics in Hong Kong.

11.18 Currently, the HSIC Version 2.0 (V2.0) is used in different surveys conducted by the department. HSIC V2.0 follows the basic framework and principles of the latest *International Standard Industrial Classification of All Economic Activities Revision 4* released by the United Nations Statistics Division. The manual of HSIC V2.0 can be downloaded from the website of the department. A search tool for checking information on HSIC V2.0 is also available there.



本處網站設有供查閱「香港標準行業分類2.0版」資料的搜尋工具。
A search tool for checking information on HSIC V2.0 is available on the website of the department.

機構單位記錄庫

11.19 機構單位記錄庫是一個載有本港約44萬間機構單位的電腦化資料庫。記錄庫內的資料，是根據統計處各項統計調查的結果及有關政府部門的行政記錄而更新的。

11.20 機構單位記錄庫主要是為本處的各项經濟統計調查提供抽樣框，亦為其他政府部門及公眾人士就進行統計調查及其他相關應用提供個別機構單位的可披露資料。可披露資料包括機構單位的名稱、地址、業務類別及就業人數組別。

Central Register of Establishments

11.19 The Central Register of Establishments (CRE) is a computerised database containing information of some 440 000 establishments in Hong Kong. Information kept in CRE is updated through feedback from various C&SD surveys and administrative returns from relevant government departments.

11.20 CRE serves mainly as a sampling frame for various economic surveys conducted by the department. It also provides disclosable information on individual establishments to other government departments and the general public for conducting statistical surveys and other relevant applications. Disclosable information covers the name, address, type of business and employment size class of establishments.

11.21 公眾人士可付費申請索取機構單位的可披露資料，有關資料會以機構單位記錄庫的一個隨機樣本名單的形式提供。此外，公眾人士亦可透過電腦配對程序，從記錄庫提取成功配對的機構單位的可披露資料。

11.22 為進一步完善機構單位記錄庫的更新工作，本處已於2018年為記錄庫引進網上問卷，讓被抽選的機構單位選擇透過自行填報網上問卷，提供用以更新記錄庫的資料。

11.23 除機構單位記錄庫外，本處亦設有電腦化建築地盤記錄庫，作為各項有關建築地盤統計調查的抽樣框。

11.21 The general public may obtain the disclosable information of establishments at a charge in the form of a random sample listing of CRE, or through a computer matching procedure to extract disclosable information of the matched establishments from CRE.

11.22 To further improve the updating work of CRE, the department has introduced online questionnaire in CRE in 2018 to allow selected establishments to opt to provide their information for updating CRE by completing the online questionnaire on their own.

11.23 Apart from CRE, a computerised register of construction sites is also maintained as a sampling frame for statistical surveys on construction sites.

12 對外貿易 External Trade

商品貿易統計

12.1 對外商品貿易統計數字是根據進／出口報關單上的資料編製而成。在2022年，本處共處理約2 040萬份進／出口報關單和400萬份貨物艙單。

12.2 每月的對外商品貿易統計數字，大約會在該月完結後4星期內透過新聞稿發布，內容包括整體貿易數字和按貨品及國家／地區分析的詳細貿易統計數據。而貿易指數則在隨後3至4星期內發布。

Merchandise trade statistics

12.1 External merchandise trade statistics are compiled from information on import/export declarations. In 2022, some 20.4 million import/export declarations and 4.0 million cargo manifests were processed.

12.2 Every month, external merchandise trade statistics, which include figures at aggregate level and detailed trade statistics by commodity and country/territory, are disseminated by way of a press release in about 4 weeks after the reference month. This is followed by the release of trade index numbers in another 3 to 4 weeks.



對外商品貿易統計數字是根據進／出口報關單上的資料編製而成。
External merchandise trade statistics are compiled from information on import/export declarations.

商品貿易統計數字發布

12.3 除新聞稿外，本處亦以其他形式發布商品貿易統計數字。為了更好地滿足數據使用者的需要，本處已於2018年3月推出「貿易統計網上互動數據發布服務」，讓數據使用者可輕易、有效及免費地獲取所需的貿易統計數據。用戶亦可到本處的貿易統計數據服務中心，通過電腦系統查閱詳細的商品貿易統計數字。若使用者需要特定的商品貿易資料作分析及研究之用，可聯絡本處的貿易資料分析組以提供協助。

Dissemination of merchandise trade statistics

12.3 Besides press releases, merchandise trade statistics are also disseminated in other forms. To better serve the needs of data users, an IDDS for Trade Statistics has been launched in March 2018 to enable users to obtain trade statistics easily, effectively and without any charges. Users may also visit the Service Centre on Trade Statistics of the department for access to detailed merchandise trade statistics using a computer system. For certain analysis and research purposes requiring tailor-made merchandise trade data, users may contact the Trade Analysis Section for assistance.



市民在貿易統計數據服務中心查閱商品貿易統計數字。
Members of public visiting the Service Centre on Trade Statistics for access to merchandise trade statistics.

商品貿易統計數字分類

12.4 進出口報關所使用的「香港進出口貨物分類表（協調制度）」，是參照世界海關組織所編訂的「貨物名稱及編號協調制度」而制定，並每年根據國際規定、貿易模式及技術方面的重大改變而作出修改。

Classification of merchandise trade statistics

12.4 The Hong Kong Imports and Exports Classification List (Harmonized System) used for import and export declaration purpose adopts the Harmonized Commodity Description and Coding System (HS) developed by the World Customs Organization (WCO) and is amended annually to take into account the international requirements and significant changes in trade pattern and technology.

12.5 本港採用聯合國所制定的「標準國際貿易分類第四次修訂版」，作為編製商品貿易統計報告之用，該分類較適用於經濟分析。然而，本處亦有提供按「貨物名稱及編號協調制度」分析的貿易統計數據。

12.5 The Standard International Trade Classification (SITC) Revision 4 compiled by the United Nations is used for merchandise trade statistics reporting. SITC is more suitable for economic analysis. Notwithstanding this, trade statistics analysed by HS are also available.

以電子形式遞交貿易文件服務

12.6 現時，進出口物品的人士可從三間政府電子貿易服務供應商選用電子報關服務或紙張轉電子服務以遞交進／出口報關單。空運、海運及河運的電子倉單服務亦由該三間服務供應商提供。此外，政府已經實施「道路貨物資料系統」，為道路運輸貨物清關。

12.7 政府現正全力發展「貿易單一窗口」，以提供一站式電子平台，讓業界向政府提交各類進出口貿易文件作報關及清關之用。

有關對外商品貿易的統計調查

12.8 本處透過「涉及外發中國內地加工貿易按月統計調查」搜集資料，計算有關出口往中國內地、由內地進口及原產地為內地的轉口貨品的外發加工比重。統計調查的按季摘要結果於統計期後的第三個月內發布。

12.9 「轉口貿易按月統計調查」提供貨物轉口毛利率的估計，作為編製本地生產總值之用。

12.10 本處進行「進口貿易保險費及運費按月統計調查」，以編製一套以離岸價計算的進口貨值補充統計數字，有助利用相同的貨值計算方法比較不同國家／地區之間的進出口貿易。

12.11 本處根據「進出口價格按月統計調查」就選定商品所搜集的價格數據，每月編製進出口價格指數。把進出口價格指數併入貿易統計中的單位價格指數系統內計算，有助為量度對外商品貿易價格變動提供更佳的指標。

Electronic submission service for trade-related documents

12.6 Currently, importers/exporters can choose to subscribe to the electronic service or paper-to-electronic conversion service provided by the three service providers for the Government Electronic Trading Services for submitting import/export declarations. The Electronic Cargo Manifest Service for air, ocean and river modes is also rendered by these three service providers. Besides, the government has implemented the Road Cargo System for customs clearance of road cargoes.

12.7 The government is pressing ahead with the development of a Trade Single Window (TSW) to provide a one-stop electronic platform for lodging various types of import and export trade documents with the government for trade declaration and customs clearance purposes.

Surveys related to external merchandise trade

12.8 The Monthly Survey on Trade Involving Outward Processing in the Mainland of China is conducted to assess the proportion of merchandise trade related to outward processing in the mainland of China (the Mainland) with regard to exports to the Mainland, imports from the Mainland and re-exports of the Mainland origin. Summary results of the survey are released quarterly in the third month after the reference period.

12.9 The Monthly Survey of Re-export Trade provides estimates of rate of re-export trade margin of goods which are used in the compilation of Gross Domestic Product (GDP).

12.10 The Monthly Survey on Insurance and Freight Costs for Import Trade is conducted to produce a supplementary set of statistics on "free on board" (f.o.b.) value of imports of goods for comparison of import and export trade between countries/territories on a common basis of valuation.

12.11 Import and export price indices are compiled monthly for selected commodities using price data collected from the Monthly Import and Export Price Survey. The price indices are incorporated into the unit value index system of trade statistics to give a better measure of price movements in external merchandise trade.

服務貿易及離岸貿易統計

12.12 本處主要根據從「服務輸入及輸出按年統計調查」所搜集的數據，編製香港服務貿易統計數字，並作為以開支面計算的本地生產總值中的組成部分公布。按服務組成部分／組別／項目及目的地／來源地劃分的較詳細服務貿易按年統計數字，則刊載於按年出版的《香港服務貿易統計》報告中。此外，本處亦發布按活動類別及目的地劃分的香港離岸貿易統計數字。

12.13 服務貿易統計數字是按照《2010年國際服務貿易統計手冊》所建議的國際標準、分類以及改良的估算方法編製。

12.14 鑑於國際貨幣基金組織就記錄一個經濟體對外貿易交易提出的建議，本處於2010年第1季統計期開始進行一項「商貿服務及其他貿易活動按季統計調查」，以搜集所需有關轉手商貿及其他貿易活動的詳細資料。

12.15 本處自2006年開始編製及發布香港的境外分支機構統計數字，以回應外界對有關在香港設立的外來分支機構的統計數字不斷增加的需求。

船務及貨物統計

12.16 本處繼續按季出版《香港船務統計》報告。船隻統計數字是由海事處根據船長或受委託的船務代理遞交的一般事項申報表編製，而貨物和貨櫃統計數字則是從船務公司所遞交的貨物艙單上所列的託運貨物中抽取樣本，根據有關貨物的資料編製而成。

12.17 本處操作一個綜合統計系統，以編製港口貨物及貨櫃的統計數字。這系統有助詳細分析海運與河運貨物及貨櫃統計數字之間的關係，從而對港口貨物及貨櫃運輸的發展有更全面的了解。

Trade in services and offshore trade statistics

12.12 The department has been compiling statistics on Hong Kong's trade in services and publishing them as components of the expenditure-based GDP, mainly based on data collected from the Annual Survey of Imports and Exports of Services. Meanwhile, more detailed annual statistics on trade in services, with breakdowns by service component/group/item and by destination/source, are published in the annual report on *Hong Kong Trade in Services Statistics*. Besides, Hong Kong's offshore trade statistics with breakdowns by type of activity and destination are also released.

12.13 Trade in services statistics are compiled according to the international standards, classification and enhanced estimation methods as recommended in the *Manual on Statistics of International Trade in Services 2010*.

12.14 In view of the recommendations of IMF in recording external trade transactions of an economy, the department has commenced a Quarterly Survey of Merchanting and Other Trading Activities as from the reference period of the first quarter of 2010 to collect the required detailed information on merchanting and other trading activities.

12.15 In response to the growing needs for statistics relating to foreign affiliates established in Hong Kong, the department has compiled and released foreign affiliates statistics since 2006.

Shipping and cargo statistics

12.16 The report *Hong Kong Shipping Statistics* continues to be published quarterly. Shipping statistics are compiled by the Marine Department based on general declarations submitted by ship masters or authorised shipping agents for declaring entry and clearance. Cargo and container statistics are compiled based on the information of a sample of consignments listed in the cargo manifests supplied by shipping companies.

12.17 The department operates a consolidated statistical system for compiling port cargo and container statistics. The system facilitates more detailed cross analyses for the seaborne and river cargo and container statistics so that a more comprehensive picture on port cargo and container development can be obtained.



本處操作一個綜合統計系統，以編製港口貨物及貨櫃的統計數字。

The department operates a consolidated statistical system for compiling port cargo and container statistics.

運輸及物流局航運服務組統計組

12.18 運輸及物流局航運服務組統計組主要負責為運輸及物流局所進行的港口、航運及物流相關的研究及分析提供統計支援。

Statistical unit of the Maritime Services Section, Transport and Logistics Bureau

12.18 The statistical unit of the Maritime Services Section, Transport and Logistics Bureau (TLB) is mainly responsible for rendering statistical support to TLB in undertaking various research and analyses related to port, maritime and logistics.

工業貿易署統計組

12.19 工業貿易署統計組主要負責為該署所進行與貿易相關的研究及分析提供統計支援，以及在推動香港工商業發展的工作上提供統計協助。

Statistical unit of the Trade and Industry Department

12.19 The statistical unit of the Trade and Industry Department (TID) is mainly responsible for rendering statistical support to TID in undertaking various trade-related research and analyses, as well as promoting the development of Hong Kong's trade and industry.

13 國民收入及國際收支平衡 National Income and Balance of Payments

本地生產總值

13.1 本處編製和發布按開支組成部分劃分和按經濟活動劃分的本地生產總值，統計數字以當時價格和以環比物量計算。

Gross Domestic Product

13.1 The department compiles and publishes GDP by expenditure component and by economic activity at current prices and in chain volume terms.

13.2 香港的本地生產總值統計數字是根據《2008年國民經濟核算體系》的最新國際統計標準編製。

13.2 The GDP statistics of Hong Kong are compiled in accordance with the latest international statistical standards stipulated in the *System of National Accounts 2008*.

13.3 本處會不時適當地納入新的數據來源及改良估算的方法，以提升香港的本地生產總值統計數字的質素和及時

13.3 The department incorporates new data sources and improves estimation methods from time to time wherever applicable to enhance the quality and timeliness of Hong Kong's

性。由2019年第1季統計期開始，本處把首次公布按季本地生產總值（預先估計數字）的時間提前至統計期後約1個月。預先估計數字包括整體本地生產總值及其主要開支組成部分的實質增長，以便使用者盡早就香港最新的經濟表現及其增長來源作評估。

13.4 在預先估計數字發布後，本處會在統計季度結束後約1.5個月於《本地生產總值（季刊）》發布按開支組成部分劃分的按季本地生產總值修訂數字（及更詳細分項統計數字），以及以當時市價計算的本地生產總值和本地生產總值平減物價指數。以環比物量計算按經濟活動劃分的按季本地生產總值數字，在統計季度結束後3個月內發布。

GDP statistics. Starting from the reference period of the first quarter of 2019, the department has advanced the first release of the quarterly GDP (the advance estimates) to around 1 month after the reference period. The advance estimates include the real growths of overall GDP and its major expenditure components to facilitate an early assessment of the latest economic performance and sources of growth of Hong Kong.

13.4 After the release of the advance estimates, the revised quarterly figures on GDP by expenditure component (and more detailed statistics) as well as the current price GDP and GDP deflator are released in the report *Gross Domestic Product (Quarterly)* around 1.5 months after the reference quarter. The quarterly chain volume measure of GDP by economic activity is available within 3 months after the reference quarter.



按主要開支組成部分劃分的按季本地生產總值預先估計數字會在統計季度結束後約1個月發布。
The advance estimates of quarterly GDP by major expenditure component are released around 1 month after the reference quarter.

本地居民總收入

13.5 本處按季編製及發布本地居民總收入統計數字。

Gross National Income

13.5 The department compiles and disseminates Gross National Income statistics on a quarterly basis.

國際收支平衡統計

13.6 本處按國際貨幣基金組織「發布數據特別準則」的要求，編製及發布國際收支平衡、國際投資頭寸和對外債務統計數字。有關的詳細統計數字刊載於《香港國際收支平衡、國際投資頭寸及對外債務統計》季刊內。

Balance of Payments statistics

13.6 The department compiles and disseminates Balance of Payments (BoP), International Investment Position (IIP) and External Debt (ED) statistics in accordance with the requirements stipulated in the Special Data Dissemination Standard of IMF. Details of these statistics are published in the quarterly report *Balance of Payments, International Investment Position and External Debt Statistics of Hong Kong*.



本處按季編製及發布國際收支平衡、國際投資頭寸和對外債務統計數字。

The department compiles and disseminates Balance of Payments, International Investment Position and External Debt statistics on a quarterly basis.

13.7 編製國際收支平衡、國際投資頭寸和對外債務統計數字所需的數據主要是來自「對外申索、負債及收益統計調查」。對外直接投資的詳細統計數字亦是根據該統計調查所搜集的數據編製。

13.7 Data required for compiling BoP, IIP and ED statistics are mainly collected from the Survey of External Claims, Liabilities and Income (SECLI). The data collected from SECLI have also been used for the compilation of detailed external direct investment statistics.

13.8 香港的國際收支平衡及相關統計數字是根據《國際收支和國際投資頭寸手冊（第六版）》的最新國際標準編製。

13.8 The BoP and related statistics of Hong Kong are compiled in accordance with the latest international standards given in the *Sixth Edition of the Balance of Payments and International Investment Position Manual*.

13.9 因應國際組織（如G-20財長及央行行長）的倡議及數據使用者的需求，本處由2020年第1季統計期開始，按季編製及發布香港國際投資頭寸貨幣組成的統計數字，並提供回溯至2017年第1季統計期的數列。

13.9 In response to the initiatives of international organisations (such as the G-20 Finance Ministers and Central Bank Governors) and the needs of data users, the department has compiled and disseminated the statistics on the currency composition of Hong Kong's IIP on a quarterly basis since the reference period of the first quarter of 2020, with data series backcast to the reference period of the first quarter of 2017.

13.10 國民收入及國際收支平衡統計統籌委員會定期開會，以統籌關於編製及發展國民收入、國際收支平衡及有關統計工作的事宜。委員會成員包括政府經濟顧問辦公室和香港金融管理局的代表，以及本處的專業人員。

13.10 Meetings of the Co-ordinating Committee on National Income and Balance of Payments Statistics (CCNB) are conducted regularly to co-ordinate matters relating to the compilation and development of National Income, BoP and related statistics. Members of CCNB include representatives from OGE and the Hong Kong Monetary Authority, as well as professional officers of the department.

13.11 本處分別自2001年及2009年統計期開始，參與由國際貨幣基金組織進行的「協調有價證券投資統計調查」及「協調直接投資統計調查」。自2013年1月至6月的統計期開始，本處向國際貨幣基金組織匯報「協調有價證券投資統計調查」數據的頻次由每年一次提升至每半年一次，而匯報數據的時間亦提前了3個月。

13.11 The department has been participating in Co-ordinated Portfolio Investment Survey (CPIS) and Co-ordinated Direct Investment Survey (CDIS) of IMF since the reference periods of 2001 and 2009 respectively. The reporting frequency of CPIS data to IMF has been increased from an annual basis to a semi-annual basis while the timeliness of data reporting has been advanced by 3 months starting from the reference period of January to June 2013.

14 物價 Prices

消費物價指數

14.1 本處按月編製四項消費物價指數數列，以反映住戶普遍購買的消費商品及服務的價格變動情況。甲類、乙類和丙類消費物價指數是根據不同開支範圍的住戶的開支模式編製的，而綜合消費物價指數是根據以上三項指數涵蓋的所有住戶的整體開支模式而計算。

14.2 本處已根據「2019/20年住戶開支統計調查」的結果，更新消費物價指數的開支權數，並自2021年5月起，公布以2019/20年為基期的最新消費物價指數數列。鑑於「2019/20年住戶開支統計調查」的數據搜集工作在2019年10月至2020年9月進行，期間消費模式受2019冠狀病毒病疫情嚴重影響，本處會在2024/25年下一次全面重訂基期前，根據其他來源的最新數據（例如零售業銷貨額及食肆收益），就消費物價指數的開支權數每年進行檢討，並在有需要時適當調整權數，以確保在編製消費物價指數的過程中，已適時考慮因疫情的影響轉變或回復常態對開支模式所引致的主要變動。

14.3 國際貨幣基金組織已於2020年發行最新版本的國際手冊《消費物價指數手冊：概念與方法》，作為該手冊2004年版本的更新版。根據最新版本的國際建議，本處在編製以2019/20年為基期的消費物價指數數列時已進行優化，尤其是有關網上購物的採價。

Consumer Price Indices

14.1 Four series of Consumer Price Index (CPI) are compiled monthly to reflect changes in the price level of consumer commodities and services generally purchased by households. CPI(A), CPI(B) and CPI(C) are compiled based on the expenditure patterns of households in different expenditure ranges. Composite CPI is derived based on the aggregate expenditure pattern of all households covered by the above three CPIs.

14.2 The department has updated the expenditure weights for the CPI compilation using the results of the 2019/20 Household Expenditure Survey (HES), and released the new 2019/20-based CPI series starting from May 2021. Noting that the data collection of the 2019/20 HES was conducted from October 2019 to September 2020, during which the consumption pattern was severely affected by the COVID-19 epidemic, the department will conduct special reviews on the CPI expenditure weights annually based on up-to-date data from other sources (e.g. retail sales and restaurant receipts) before the next round of full-scale rebasing exercise in 2024/25, and make appropriate adjustments to the weights when needed to ensure that major shifts in expenditure patterns caused by changing impacts of the epidemic or resumption of normalcy can be timely taken into account in compiling CPIs.

14.3 The latest version of the international manual entitled *Consumer Price Index Manual: Concepts and Methods* has been released by IMF in 2020 as an update of the 2004 version. In accordance with the latest international recommendations, enhancements were introduced in the compilation of the 2019/20-based CPI series, particularly for the pricing of online purchases.



統計員使用平板電腦在電器店及街市檔位搜集商品的零售價格，以編製消費物價指數。

Enumerators making use of mobile tablets to collect retail prices of commodities in an electrical appliances shop and a market stall for compiling CPIs.

工資及材料成本指數

14.4 本處按月編製公營建築工程的工資及材料成本指數數列，相關的數字每月在憲報內刊登。以2021年為基期的指數數列與原有的以2003年為基期的指數數列同時編製及發布。此外，本處亦按月編製選定建築材料的平均批發價格。

Cost of labour and materials indices

14.4 The index numbers of the costs of labour and materials used in public sector construction projects are compiled and published monthly in the Gazette. The 2021-based index series has been compiled and published in parallel with the original 2003-based series. In addition, average wholesale prices of selected building materials are also compiled on a monthly basis.

住戶開支統計調查

14.5 本處每5年進行一次「住戶開支統計調查」，搜集本港住戶開支模式的最新資料，用作更新消費物價指數的開支權數。新一輪的統計調查將於2024/25年進行，有關的籌備工作已展開。

Household Expenditure Survey

14.5 The department conducts HES once every 5 years to collect up-to-date information on expenditure patterns of households in Hong Kong for updating the expenditure weights of CPIs. Planning work for a new round of the survey to be conducted in 2024/25 has commenced.



本處每5年進行一次「住戶開支統計調查」，搜集本港住戶開支模式的最新資料，用作更新消費物價指數的開支權數。

The department conducts a Household Expenditure Survey every 5 years to collect up-to-date information on expenditure patterns of households in Hong Kong for updating the expenditure weights of CPIs.

國際比較項目

14.6 香港一直參與由世界銀行統籌的「國際比較項目」。該項目旨在編製最新數據量度不同經濟體系貨幣的購買力平價，以更適切地比較不同經濟體系的本地生產總值及其他重要經濟總體數字。本處現正參與「2021年國際比較項目」，數據審核工作已大致完成，相關的編算工作正在進行中。

International Comparison Program

14.6 Hong Kong has been participating in the International Comparison Program (ICP) coordinated by the World Bank, which aims to compile latest data for measuring the Purchasing Power Parity among currencies of different economies and hence enables better inter-economy comparisons of GDP and some other important economic aggregates. The department is currently participating in the 2021 ICP. While data validation has largely been completed, compilation work is in progress.

15 業務表現 Business Performance

經濟活動按年統計調查

15.1 本處進行的「經濟活動按年統計調查」，提供資料用作量度本港各類經濟活動的結構性轉變，並結合其他來源所得的資料，用以編製本地生產總值。

15.2 「經濟活動按年統計調查」由2009年統計期起推行，並結合及取代以往就不同經濟行業而進行的按年經濟統計調查。「經濟活動按年統計調查」涵蓋下列各類主要經濟活動：

- (a) 工業；
- (b) 屋宇建築、建造及地產業；
- (c) 進出口貿易、批發及零售業以及住宿及膳食服務業；
- (d) 運輸、倉庫及速遞服務業；
- (e) 資訊及通訊、金融及保險、專業及商用服務業；以及
- (f) 社會及個人服務業。

Annual Survey of Economic Activities

15.1 The Annual Survey of Economic Activities (ASEA) is conducted to provide information for gauging structural changes in various activities of the economy in Hong Kong and, together with data from other sources, for compiling GDP.

15.2 ASEA has been introduced as from the reference year of 2009 as an integrated survey in place of the annual economic surveys on different economic sectors conducted in past years. ASEA covers the following major economic activities :

- (a) industrial sector;
- (b) building, construction and real estate sectors;
- (c) import/export, wholesale and retail trades, and accommodation and food services sectors;
- (d) transportation, storage and courier services sector;
- (e) information and communications, financing and insurance, professional and business services sectors; and
- (f) social and personal services sectors.





「經濟活動按年統計調查」提供全面的經濟統計數字，以描繪香港經濟的表現及結構轉變。

The Annual Survey of Economic Activities provides comprehensive economic statistics for depicting the performance and structural changes of the Hong Kong economy.

15.3 2021年選定經濟行業的主要營運統計數字已於2022年11月底發布。

15.3 Key operating statistics on selected economic sectors for 2021 were released in end-November 2022.

其他行業統計調查及統計數字

15.4 除「經濟活動按年統計調查」外，本處亦進行多項按月和按季經濟統計調查，以提供及時的經濟指標和編製按季本地生產總值所需的數據。

Other sectoral surveys and statistics

15.4 In addition to ASEA, monthly and quarterly surveys of various economic sectors are conducted to provide timely economic indicators and the required data for compiling quarterly estimates of GDP.

15.5 「經濟活動按年統計調查」及各項按月和按季經濟統計調查已由2012年統計期起加強採用非重疊樣本抽選方法抽選中小型企業（中小企）作訪問對象。這有助進一步減少中小企的填報資料負擔及促進中小企對這些統計調查的回應。

15.5 The non-overlapping sampling methodology for selecting small and medium enterprises (SMEs) has been enhanced in ASEA as well as various monthly and quarterly economic surveys starting from the reference year of 2012. This aims to further reduce the reporting burden of SMEs and encourage better response of SMEs to these surveys.

15.6 本處進行「業務展望按季統計調查」，以搜集香港大規模機構單位的高級管理人員對短期業務表現的意見，從而編製業務展望統計數字。編製這些統計數字，旨在於最短時間內，就預測本地短期的經濟表現提供快捷的參考。

15.6 The Quarterly Business Tendency Survey is conducted to gather views on short-term business performance from the senior management of prominent establishments in Hong Kong for supporting the compilation of business expectations statistics. Compiling these statistics aims at providing a quick reference, with minimum time lag, for predicting the short-term economic performance of the local economy.

15.7 與此同時，本處自2017年4月起進行「中小型企業業務狀況按月統計調查」，以評估中小企在當前的經濟環境下所面對的短期業務狀況。

15.8 「有香港境外母公司的駐港公司按年統計調查」提供主要的統計數字，使政府更了解有香港境外母公司的駐港地區總部、地區辦事處及當地辦事處的情況及意見。

15.9 「零售業銷貨額按月統計調查」自2020年1月開始搜集零售業網上銷售數據。相關結果首次於2021年1月號的《零售業銷貨額按月統計調查報告》發布。

創新及科技統計

15.10 本處按年編製創新及科技（創科）統計指標，涵蓋範圍包括研究及發展（研發）、創新、人力資源、專利及對外技術流向，以協助制定及評估香港的創科政策。

15.11 2021年香港創新活動統計數字（包括工商機構、高等教育機構及政府機構的研發活動統計數字）已於2022年12月發布。本處透過「創新活動統計調查」搜集得來的資料編製工商機構的創新活動統計數字。

15.7 Meanwhile, the Monthly Survey on the Business Situation of Small and Medium-sized Enterprises has been conducted since April 2017 with a view to assessing the short-term business situation faced by SMEs under the current economic environment.

15.8 The Annual Survey of Companies in Hong Kong with Parent Companies Located outside Hong Kong provides key statistics which enable the government to have a better understanding of the situation and opinions of regional headquarters, regional offices and local offices in Hong Kong that have parent companies located outside Hong Kong.

15.9 Starting from January 2020, data on online retail sales have been collected in the Monthly Survey of Retail Sales. The relevant results were first published in the January 2021 issue of the *Report on Monthly Survey of Retail Sales*.

Innovation and technology statistics

15.10 Innovation and technology (I&T) statistical indicators, covering research and development (R&D), innovation, human resources, patents and external technology flow, are compiled annually to facilitate the formulation and evaluation of Hong Kong's I&T policy.

15.11 Statistics on innovation activities in Hong Kong for 2021, including those on R&D activities in the business, higher education and government sectors, were released in December 2022. Statistics on innovation activities for the business sector are compiled from data collected through the Survey of Innovation Activities.



本處編製創新及科技統計指標，以協助制定及評估香港的創新及科技政策。

The department compiles innovation and technology statistical indicators to facilitate the formulation and evaluation of Hong Kong's innovation and technology policy.

15.12 政府資訊科技總監辦公室已委託本處進行2022年「資訊科技使用情況和普及程度的主題性住戶統計調查」及2023年「資訊科技在工商業的使用情況和普及程度統計調查」。前者的統計調查結果暫定於2023年第2季發布，而後者則預計於2024年2月發布。

15.12 The Office of the Government Chief Information Officer has commissioned the department to conduct the Thematic Household Survey on Information Technology Usage and Penetration for 2022 and the Survey on Information Technology Usage and Penetration in the Business Sector for 2023. Results of the former survey have been tentatively scheduled for release in the second quarter of 2023, while those of the latter are expected to be released in February 2024.

16 房屋 Housing

房屋署統計組

16.1 房屋署統計組編製一系列有關公營房屋的統計數據（例如公營房屋單位數目、公共租住房屋（公屋）人口和住戶數目、公屋申請者數目）。統計組亦進行多項主題性的統計調查（例如公屋住戶對屋邨管理服務及屋邨改善／保養工程的意見，以及公屋申請者的社會經濟特徵）。這些統計數據和統計調查結果，為房屋局、房屋委員會及房屋署提供有用的參考。

Statistical unit of the Housing Department

16.1 The statistical unit of the Housing Department (HD) compiles a host of statistics on public housing (e.g. public housing stock, population and number of households in public rental housing (PRH), number of PRH applicants). It also conducts statistical surveys encompassing a variety of topics (e.g. opinions of PRH tenants towards estate management services and estate improvement/maintenance works, and the socio-economic characteristics of PRH applicants). The statistics and survey findings provide useful references for the Housing Bureau, the Housing Authority and HD.

16.2 統計組亦為房屋署各組別，就統計調查／分析和統計數據的闡釋，提供專業支援。

16.2 The statistical unit also renders professional support to various sections of HD in conducting surveys/analyses and in interpreting statistics.



房屋署統計組為該署各組別就統計調查／分析和統計數據的闡釋，提供專業支援。

The statistical unit of the Housing Department renders professional support to various sections of the Housing Department in conducting surveys/analyses and in interpreting statistics.

17 銀行、金融及保險 Banking, Finance and Insurance

17.1 香港金融管理局（金管局）向持牌銀行、有限制牌照銀行及接受存款公司搜集金融及銀行統計數據。此外，金管局亦定期搜集有關匯率、利率及其他貨幣和金融指標的資料。

17.1 Monetary and banking statistics are collected from licensed banks, restricted licence banks and deposit-taking companies by the Hong Kong Monetary Authority (HKMA). In addition, information on exchange rates, interest rates, and other monetary and financial indicators is also collected regularly.

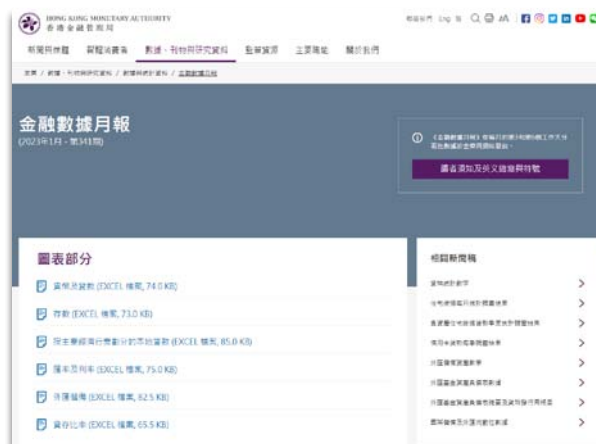


香港金融管理局向持牌銀行、有限制牌照銀行及接受存款公司搜集金融及銀行統計數據。
Monetary and banking statistics are collected from licensed banks, restricted licence banks and deposit-taking companies by the Hong Kong Monetary Authority.



17.2 有關本港金融及銀行業的詳盡統計數據載於金管局出版的《金融數據月報》。市民可於金管局網站查閱該月報(www.hkma.gov.hk/chi/data-publications-and-research/data-and-statistics/monthly-statistical-bulletin)。

17.2 Comprehensive statistics on Hong Kong's monetary and banking sector are published in the HKMA's *Monthly Statistical Bulletin*. The Bulletin is available on the HKMA website (www.hkma.gov.hk/eng/data-publications-and-research/data-and-statistics/monthly-statistical-bulletin).



有關本港金融及銀行業的詳盡統計數據載於金管局出版的《金融數據月報》。
Comprehensive statistics on Hong Kong's monetary and banking sector are published in the HKMA's *Monthly Statistical Bulletin*.

17.3 金管局亦定期向認可機構及儲值支付工具持牌人進行統計調查，涵蓋住宅按揭貸款、信用卡應收帳款、香港發行的支付卡及儲值支付工具計劃等範疇。

17.4 保險業監管局（保監局）向獲授權保險公司搜集有關本港一般及長期保險業務的年度及季度統計數據。有關數據可在保監局網站查閱(www.ia.org.hk/tc/index.html)。

17.3 HKMA also conducts regular surveys on authorised institutions and Stored Value Facilities licensees, covering such areas as residential mortgage loans, credit card receivables, payment cards issued in Hong Kong and Stored Value Facilities scheme.

17.4 The annual and quarterly statistics on general and long term businesses of Hong Kong's insurance sector are collected from authorised insurers by the Insurance Authority (IA). Relevant statistics are available on the IA website (www.ia.org.hk/en/index.html).

18 策略性規劃 Strategic Planning

規劃署統計組

18.1 規劃署統計組負責編製按地區（區議會分區、新市鎮及小規劃統計區）劃分的本港人口分布估計及推算數字，供政府作為規劃在地區層面提供服務及設施的依據。根據「2021年人口普查」的結果，統計組現正籌備編製新一套以2021年為基期，涵蓋至2031年的人口分布推算數字。

18.2 統計組亦負責編製按小規劃統計區劃分的人口和就業分布遠期的推算數字，以供策略性規劃全港發展之用。該組現正籌備編製新一套以2021年為基期，涵蓋至2046年的推算數字。

18.3 統計組每隔約兩至三年會進行一次「跨界旅運統計調查」，從而更新有關跨界旅程及旅客特徵的統計數字。在統計調查期間，會在各管制站以隨機抽樣方法向往來香港及內地，或香港及澳門兩地的旅客及司機進行訪問。搜集的資料包括旅程起點和目的地、旅程目的及所用的交通工具。鑑於2019冠狀病毒病疫情的影響，最近一輪的「跨界旅運統計調查」延期至2021年下半年進行，並相應裁減了統計調查的規模。統計調查結果已於2022年10月發布。

Statistical unit of the Planning Department

18.1 The statistical unit of the Planning Department is responsible for compiling estimates and projections of Hong Kong population distribution by geographical area (District Council District, New Town and Tertiary Planning Unit). The projections provide the government with a basis for planning regarding provision of services and facilities at local levels. Based on the results of the 21C, the statistical unit is planning to compile a new set of 2021-based population distribution projections, covering years up to 2031.

18.2 For strategic planning of territorial development, the statistical unit also produces projections of population and employment distribution by Tertiary Planning Unit for a more distant time horizon. Preparation is underway to compile a new set of the projections, using 2021 as the base year and covering years up to 2046.

18.3 The statistical unit conducts a Cross-boundary Travel Survey roughly every two to three years to update statistics on the characteristics of cross-boundary trips and the trip makers. During the survey period, passengers and vehicle drivers travelling between Hong Kong and the Mainland or between Hong Kong and Macao are randomly selected for interviews at each boundary control point. Information collected includes the origin and destination of trips, trip purposes and transportation modes used. Owing to the COVID-19 epidemic, the latest round of Cross-boundary Travel Survey was postponed to the latter half of 2021 and the survey scale was trimmed down accordingly. Results of the survey were released in October 2022.



「跨界旅運統計調查」更新有關跨界旅程及旅客特徵的統計數字。
The Cross-boundary Travel Survey updates statistics on the characteristics of cross-boundary trips and the trip makers.

特首政策組統計組

18.4 特首政策組於2022年12月28日成立，以提升政府對長遠和策略性議題的研究和倡議能力。特首政策組主要負責研究及分析內地政策和發展，以及國際動態和形勢、就策略性及長遠議題進行具前瞻性的研究，並通過不同途徑評估民意、協助政府制定政策和推動革新。特首政策組亦管理兩項公共政策研究資助計劃，建立外部政策研究能力。特首政策組的統計組主要就上述各項工作提供統計和研究上的支援。

Statistical unit of the Chief Executive's Policy Unit

18.4 The Chief Executive's Policy Unit (CEPU) was established on 28 December 2022, aiming at enhancing the government's capabilities in research and advocacy on long-term and strategic issues. Its key functions include conducting studies and analyses on Mainland policies and developments as well as global developments and trends; conducting forward-looking research on strategic and long-term issues; assessing public opinions through various means; and assisting the government in formulating policies and driving changes. CEPU also administers two public policy research funding schemes to build up external policy research capacity. The statistical unit mainly provides statistical and research support for CEPU's work as mentioned above.

政府資訊科技總監辦公室統計組

18.5 政府資訊科技總監辦公室轄下數據分析分部專責倡導和支援各決策局和部門開放和共用政府數據，以及開發以數據為本和運用大數據分析的電子政府服務。數據分析分部的統計組主要為支援政府內部的數據分析，提供統計諮詢服務。

Statistical unit of the Office of the Government Chief Information Officer

18.5 The Data Analytics Sub-division of the Office of the Government Chief Information Officer is responsible for advocating and supporting bureaux/departments to open up and share government data, as well as developing e-Government services which are data centric and make use of big data analytics. The statistical unit under the Data Analytics Sub-division mainly provides statistical advisory services to support data analytics within the government.

19 運輸 Transport

運輸署統計組

19.1 運輸署統計組使用行政記錄編製交通及運輸統計資料，主要範圍包括各公共交通營辦商的乘客人次、車輛登記及發牌、駕駛執照、車輛檢驗、道路交通意外、隧道交通流量及過境交通流量。這些統計數字按月在《交通運輸資料月報》發布，市民可於運輸署網站(www.td.gov.hk)下載該月報。

19.2 統計組亦為各項運輸研究及統計調查作統計支援及提供統計意見，包括「交通習慣調查」、《交通統計年報》、「的士營運開支調查」、各公共交通營辦商的乘客意見調查及在牌照事務處進行的公眾意見調查和輪候時間調查。此外，統計組提供有關道路交通意外數字的統計分析，從而協助找出及評估交通意外的不同因素。

Statistical unit of the Transport Department

19.1 The statistical unit of the Transport Department (TD) compiles traffic and transport statistics based on various administrative returns. The main areas covered include passenger journeys of public transport operators, vehicle registration and licensing, driving licence, vehicle inspection and examination, road traffic accidents, traffic flows through tunnels and cross-boundary vehicular traffic. These statistics are released monthly in the *Monthly Traffic and Transport Digest*, which is available for download on the website of TD (www.td.gov.hk).

19.2 The statistical unit also renders statistical support and provides statistical advice on various transport studies and surveys. These include the Travel Characteristics Survey, the *Annual Traffic Census*, the Survey on Taxi Utilisation and Operating Finance, passenger satisfaction surveys for various public transport operators as well as the public opinion and waiting time surveys at the Licensing Offices. Moreover, the statistical unit provides analyses on road traffic accident statistics so as to assist in identifying and assessing the factors contributing to road traffic accidents.



運輸署統計組為該署各項運輸研究及統計調查作統計支援及提供統計意見。

The statistical unit of the Transport Department renders statistical support and provides statistical advice on various transport studies and surveys of the Transport Department.



19.3 與此同時，另一隸屬於巴士安全組的統計小組就有關巴士安全議題提供統計支援，包括編製巴士意外統計數字及進行相關統計分析，從而協助評估巴士交通意外的趨勢。

19.3 Meanwhile, a separate statistical unit in the Bus Safety Team provides statistical support on bus safety-related issues, including compilation of bus accident statistics and conducting relevant statistical analysis for assessing the trends related to bus traffic accidents.

海事處統計組

19.4 海事處統計組主要根據船公司、代理人或船長申報船舶抵達／離開港口所遞交的申報表編製詳盡的船舶統計數字，並將港口及海事統計資料上載該處網站(www.mardep.gov.hk/hk/fact/portstat.html)及編製統計年刊。

Statistical unit of the Marine Department

19.4 The statistical unit of the Marine Department (MD) compiles comprehensive vessel statistics mainly based on declaration forms submitted by shipping companies/agents/masters for declaring arrivals/departures of vessels. Port and maritime statistics are released on the website of MD (www.mardep.gov.hk/en/fact/portstat.html), and presented in annual statistical publications.



海事處統計組主要根據船公司、代理人或船長申報船舶抵達／離開港口所遞交的申報表編製詳盡的船舶統計數字。

The statistical unit of the Marine Department compiles comprehensive vessel statistics mainly based on declaration forms submitted by shipping companies/agents/masters for declaring arrivals/departures of vessels.

19.5 統計組繼續就目前及未來可供本地船隻在颱風襲港時暫避的避風泊位面積供求情況進行的全港性評估提供統計支援。

19.5 The statistical unit continues to provide statistical support in respect of an assessment of the existing and projected situations of demand and supply of sheltered space for local vessels to take refuge during the passage of typhoons on a territory-wide basis.

20 教育 Education

教育局統計組

20.1 教育局統計組由學校教育統計組以及三個分別設於指標組、評估及考评局組和延續教育分部的統計支援小組所組成。該統計組負責編製有關學校教育、學校表現和專上教育的各類統計數字。

Statistical unit of the Education Bureau

20.1 The statistical unit of the Education Bureau (EDB) comprises the School Education Statistics Section and three statistical supporting teams established under the Indicators Section, Assessment and Hong Kong Examinations and Assessment Authority (A & HKEAA) Section and the Further Education Division respectively. The statistical unit compiles various statistical data on school education, school performance and post-secondary education.

20.2 學校教育統計數據主要分為三個範疇，包括學生、學額及教師。有關數據來自學校教育統計組定期進行的統計調查，並以教育局資訊系統內的行政記錄作補充。

20.2 There are three main areas of statistics on school education, viz. students, school place provision and teachers. Relevant data are collected through regular surveys conducted by the School Education Statistics Section, supplemented by administrative records kept in EDB's information systems.

20.3 學生人數統計不但反映各級學生人數的最新情況，亦是用作推算未來數年學生人數的基礎數據。同時，結合學生的推算人數、學額的供應及詳細的教師數目及其人數流動統計數據，亦可推算教師的供求情況。這些推算對教育局在制定相關的教育政策時，例如策劃及檢討教師培訓，提供有用的參考資料。

20.3 The student statistics not only reflect the latest enrolment situation at various education levels, but also serve as fundamental inputs for the projections of enrolment in future years. Meanwhile, the demand and supply of teachers can also be projected by combining the projected enrolment, provision of school places and detailed statistics on the stock and flow of teachers. Such projections provide useful references for EDB in formulating relevant education policies such as the planning and review of teacher training provision.

20.4 學校教育統計組繼續為教育局就發展香港幼稚園、小學及中學教育而進行的各項政策和措施的研究提供統計支援。例子包括：為幼稚園教育的各項政策方案所進行的研究；中小學教師的培訓需求；在小學推行小班教學；和應對未來數年小學及中學人口變化的措施。

20.4 The School Education Statistics Section continues to render statistical support to EDB in conducting studies on various policies and measures for developments of kindergarten, primary and secondary education in Hong Kong. Examples include: studies conducted on various policy initiatives related to kindergarten education; training needs of primary and secondary school teachers; implementation of small class teaching in primary schools and measures to tackle the changes in primary and secondary school-age population in the coming few years.



教育統計數據有助政府制定教育政策。

Education statistics help the government formulate education policies.



20.5 教育局指標組轄下的統計支援小組負責提供有關學校表現的統計資料及協助發展學校自我評估工具。該小組每年向中學發放增值資料，供學校檢視學與教的成效。參考學界和專家學者的意見後，小組於2015年優化了增值模型，新增了「母語為非華語」及「有特殊教育需要」兩項控制變數，讓增值資料能更準

20.5 The statistical supporting team established under the Indicators Section of EDB provides statistics on school performance and assists in developing school self-evaluation tools. The team releases value-added (VA) information to secondary schools annually for them to evaluate learning and teaching effectiveness. Taking into account the comments from schools and academic experts, the team has enhanced the VA model in 2015 by incorporating two more control variables, namely

確反映學生的學業增值情況。運用已優化的增值模型而編算的香港中學文憑試增值資料，於每年10月透過「學校增值資料系統」發放。該小組亦負責管理及改進有關學校表現的資料系統，以便利視學工作。

“non-Chinese speaking” and “special educational needs”, so that the VA information can reflect more accurately the students’ academic VA situation. The VA information compiled from the enhanced VA model for the Hong Kong Diploma of Secondary Education Examination is released through the Schools Value Added Information System in October each year. Moreover, the team maintains and enhances an information system on school performance to facilitate school inspections.

20.6 教育局評估及考評局組轄下的統計支援小組為「基本能力評估」／「網上學與教支援」／「學生評估網上資源庫」計劃及有關的研究提供統計支援，以便在該等計劃下促進有效的學與教。

20.6 The statistical supporting team established under the A & HKEAA Section provides statistical support to the Basic Competency Assessment/the Web-based Learning and Teaching Support/the Student Assessment Repository Projects and the conduct of related researches, with a view to enhancing effective learning and teaching under the Projects.

20.7 教育局的延續教育分部轄下的統計支援小組負責管理經評審專上課程資料庫，當中包括載於「自資專上教育資訊平台」(www.cspe.edu.hk)及「專上課程電子預先報名平台」(www.eapp.gov.hk)的全日制經評審副學位及學士學位課程。該小組定期編製統計資料，包括專上教育的摘要統計數字及各項指標，以便有效地監察及評估專上課程的供應情況。

20.7 The statistical supporting team established under the Further Education Division of EDB maintains the database on Accredited Post-secondary Programmes, including the website of Concourse for Self-financing Post-secondary Education (www.cspe.edu.hk) and Electronic Advance Application System for Post-secondary Programmes (www.eapp.gov.hk) for full-time accredited sub-degree and degree programmes. Statistical information covering summary statistics and indicators on post-secondary education are compiled on a regular basis, with a view to facilitating effective monitoring and evaluation of the provision of post-secondary education programmes.



教育局的延續教育分部轄下的統計支援小組負責管理經評審專上課程資料庫，當中包括載於「專上課程電子預先報名平台」的全日制經評審副學位及學士學位課程。

The statistical supporting team established under the Further Education Division of the Education Bureau maintains the database on Accredited Post-secondary Programmes, including the website of Electronic Advance Application System for Post-secondary Programmes for full-time accredited sub-degree and degree programmes.

20.8 該小組也為非本地學生來港就讀本地專上教育機構的政策提供統計支援，並協助管理「非本地高等及專業教育課程」的網上資料庫。

20.8 Moreover, the team provides statistical support for the policy relating to the admission of non-local students to local tertiary institutions, and assists in managing the web-based databases of Non-local Higher and Professional Education Courses.

大學教育資助委員會秘書處統計組

20.9 大學教育資助委員會(教資會)秘書處統計組定期編製有關教資會資助大學的學生、教職員、財務及研究成果的統計指標,供教資會委員參考。

20.10 教資會與資助大學一般每3年進行一次學術發展規劃及經常補助金評估。2022-25三年期的規劃工作已完成。統計組繼續提供統計支援,編製各類參考統計數據,以助有關期間教資會資助大學不同修課程度的學額及補助金的分配工作。

20.11 教資會與各教資會資助大學已簽署適用於2022-25三年期的更新大學問責協議(協議)。協議對2022-25三年期撥款的規劃工作不可或缺,統計組將繼續編製界別表現衡量標準及提供統計支援,讓教資會在院校自主的原則下,根據大學本身訂立的目標評估其表現。

20.12 為提供發展教資會資助大學所需要的數據,統計組每年檢討統計系統的數據涵蓋範圍及分類。2022/23學年的檢討工作已經完成。

20.13 統計組根據從教資會資助大學搜集的資料,編製及分析教資會資助大學的統計數字,並將有關資料上載到教資會網站(www.ugc.edu.hk)。

Statistical unit of the University Grants Committee Secretariat

20.9 Statistical indicators on students, staff, finance and research output in respect of the universities funded by the University Grants Committee (UGC) are compiled on a regular basis by the statistical unit of the UGC Secretariat for reference of UGC members.

20.10 UGC usually conducts academic development planning and recurrent grants assessment with its funded universities on a triennial basis. The 2022-25 triennium Planning Exercise has been completed. The statistical unit continues to provide statistical support by compiling various reference statistics to facilitate the allocation of study places and funding at various study levels to UGC-funded universities for the period concerned.

20.11 UGC has renewed the University Accountability Agreements (UAA) for the 2022-25 triennium with the UGC-funded universities. UAA forms an integral part of the funding planning process for the triennium and the statistical unit will continue to compile sector-wide performance measures and provide statistical support for UGC to assess the performance of universities against their individual goals under the principle of institutional autonomy.

20.12 The coverage and classification of the data in the statistical system are reviewed on an annual basis so as to provide the data needed for the development of the UGC-funded universities. The review for the 2022/23 academic year has been completed.

20.13 Based on the data collected from various UGC-funded universities, the statistical unit compiles and analyses statistical data on UGC-funded universities, and releases them at the UGC website (www.ugc.edu.hk).



大學教育資助委員會(教資會)秘書處統計組定期編製有關教資會資助大學的學生、教職員、財務及研究成果的統計指標,供教資會委員參考。

Statistical indicators on students, staff, finance and research output in respect of the universities funded by the University Grants Committee (UGC) are compiled on a regular basis by the statistical unit of the UGC Secretariat for reference of UGC members.

21 衛生 Health

衛生署統計組

21.1 衛生署統計組提供及時的統計數據，並運用統計分析方法，以助密切監察及防止傳染病蔓延。統計組亦負責管理用以監測流行性感冒病類、手足口病、急性結膜炎（紅眼症）及急性腸道傳染病的統計系統。此外，統計組亦負責包含安老院舍、幼兒中心／幼稚園及中醫師定點監測系統的日常運作和保養工作，以監察各傳染病在社區及公私營醫療機構的活躍程度。

21.2 統計組根據行政記錄定期編製有關出生及死亡的統計數字。該組亦就以下的統計調查及專題研究提供統計及技術支援：(a)「2020年度人口健康調查」；(b)「預防非傳染病健康素養調查」；(c)「2021年口腔健康調查」；(d)「全港學前兒童免疫接種調查」；以及(e)「2023年健康行為調查」。此外，統計組就有關健康風險因素，例如受傷、吸煙、飲酒及過胖的研究提供技術支援。

21.3 衛生署設有「公共衛生資訊系統」，以增強政府記錄市民健康狀況和疾病模式的資料庫。統計組除負責該系統及有關數據的日常管理外，亦就系統功能提升工程提供協助。該組也為更新「香港健康寶庫」網站提供支援，此網站是一個向公眾發布有關市民健康統計資料的平台。

21.4 衛生署按照世界衛生組織建議而制定《邁向2025：香港非傳染病防控策略及行動計劃》，以指導多層面及跨部門的行動來實現防控非傳染病的各項目標。統計組就有關監測指標的編製和數據搜集方法提供技術支援。

Statistical unit of the Department of Health

21.1 The statistical unit of the Department of Health (DH) provides timely statistics and applies statistical methods to assist in closely monitoring and preventing the spread of communicable diseases. The statistical systems for the surveillance of influenza-like illness; hand, foot and mouth disease; acute conjunctivitis (red-eye syndrome) and acute diarrhoeal diseases are also maintained. In addition, the statistical unit is responsible for the day-to-day running and maintenance of sentinel surveillance systems on residential care homes for the elderly, child care centres/kindergartens, and Chinese medicine practitioners for monitoring communicable disease activity at the community and public and private healthcare facilities.

21.2 Based on various administrative returns, the statistical unit regularly compiles statistics related to births and deaths. Statistical and technical support has also been rendered to the following surveys and research studies: (a) Population Health Survey 2020; (b) Health Literacy Survey on Prevention of Non-communicable Diseases; (c) Oral Health Survey 2021; (d) Immunisation Survey for Preschool Children in Hong Kong; and (e) Health Behaviour Survey 2023. Moreover, technical support has been provided to studies on health-related risk factors such as injuries, smoking, alcohol consumption and obesity.

21.3 DH puts in place the Public Health Information System (PHIS) which aims to enhance the government's information database on the community's health status and disease patterns. Apart from system and data administration of PHIS, the statistical unit assists in the work relating to the system enhancement. The statistical unit also renders support to the updating of the website HealthyHK, which serves as a platform to disseminate relevant statistical information on the health status of population to the general public.

21.4 DH develops *Towards 2025: Strategy and Action Plan to Prevent and Control Non-communicable Diseases in Hong Kong*, in line with the recommendations of the World Health Organization, to guide multi-level and cross-sectoral actions to achieve various targets. The statistical unit provides technical support to the compilation and data collection methods of the relevant tracking indicators.



衛生署統計組就防控非傳染病監測指標的編製和數據收集方法提供技術支援。
 The statistical unit of the Department of Health provides technical support to the compilation and data collection methods of the tracking indicators for the prevention and control of non-communicable diseases in Hong Kong.

21.5 衛生署出版網上電子刊物《有關健康狀況和健康服務的統計表》、《非傳染病直擊》及《傳染病直擊》，概述香港現時與健康有關的資訊。統計組在刊物製作時提供統計數據編製和分析的統計支援。

21.5 DH publishes online publications *Tables on Health Status and Health Services*, *Non-Communicable Diseases Watch and Communicable Diseases Watch*, which summarise the current health-related information in Hong Kong. Statistical services are provided to support compilation and analyses of relevant health statistics in these publications.

21.6 為減低季節性流感在香港擴散的風險，「政府防疫注射計劃」已展開，每年為選定類別人士包括受感染後有較高發病率及死亡率的人士提供免費流感疫苗及肺炎球菌疫苗注射。統計組負責該計劃相關的統計工作。

21.6 To reduce the risk of spreading seasonal influenza in Hong Kong, the Government Vaccination Programme has been launched to provide free influenza and pneumococcal vaccinations each year to target groups who are at a higher risk of morbidity and mortality due to infection. The statistical unit is responsible for the statistical work related to the Programme.



衛生署統計組負責「政府防疫注射計劃」相關的統計工作。
 The statistical unit of the Department of Health is responsible for the statistical work related to the Government Vaccination Programme.

醫務衛生局統計組

21.7 醫務衛生局統計組為政府制定醫療衛生相關的政策及香港本地醫療衛生總開支帳目的更新提供統計服務。

Statistical unit of the Health Bureau

21.7 The statistical unit of the Health Bureau provides statistical services to support health-related policy formulation as well as update the Hong Kong Domestic Health Accounts.

21.8 統計組現正構建人口健康數據集，透過合併不同來源已被去除身分識別的健康相關數據，以進行數據分析。

21.8 A population-based health dataset is being developed by amalgamating de-identified health-related data from different sources for conducting data analytics.

21.9 統計組每隔兩年會進行一項與健康有關的住戶統計調查。最新一輪的統計調查於2022年12月展開，搜集有關香港居民使用醫療服務的情況、僱主提供的醫療福利、個人購買的醫療保險保障及對器官捐贈的意見的資料，其結果預計於2023年下半年發布。統計調查的結果用作更新香港本地醫療衛生總開支帳目，並為有關自願醫保計劃的研究、醫護人力規劃檢討及器官捐贈政策檢討等項目提供參考。

21.9 A household survey on health-related issues is conducted biennially. The latest round of the survey commenced in December 2022 to collect information on the utilisation of health services, provision of medical benefits by employers, coverage of individually purchased medical insurance and views on organ donation of Hong Kong residents. The results, expected to be released in the second half of 2023, will be used to update the Hong Kong Domestic Health Accounts and provide references for studies related to the Voluntary Health Insurance Scheme, the review on healthcare manpower planning, and the review on organ donation policies, etc.



醫務衛生局統計組為有關器官捐贈政策及自願醫保計劃的研究提供統計支援。
The statistical unit of the Health Bureau has rendered statistical support to the studies related to organ donation policies and Voluntary Health Insurance Scheme.

21.10 統計組亦會每隔兩年進行一項有關香港居民吸煙狀況的住戶統計調查及一項學生吸煙情況的學校統計調查，以得出香港吸煙狀況的全面資料。最新一輪的學校統計調查現正於2022/23學年進行，而下一輪的住戶統計調查將於2023年第2季進行。兩項統計調查的結果預計可於2024年上半年發布。

21.10 A household survey on smoking pattern of Hong Kong residents and a school-based survey to assess smoking situation among students are also conducted biennially. These two surveys provide a comprehensive picture on the smoking pattern in Hong Kong. While the latest round of the school-based survey is being conducted in the 2022/23 school year, plan is in hand to carry out the next round of the household survey in the second quarter of 2023. Results of the two surveys are expected to be released in the first half of 2024.

22 社會福利 Social Welfare

社會福利署統計組

Statistical unit of the Social Welfare Department

22.1 社會福利署(社署)統計組為編製和使用各種社會福利服務的管理資料提供統計上的支援，以便利該署的策

22.1 The statistical unit of the Social Welfare Department (SWD) provides statistical support to the compilation and uses of management information on various social welfare services to

劃、檢討及監察。統計組進行統計調查及評估研究、編製和估算統計數據，並管理電腦化統計資料系統。

22.2 統計組根據從非政府機構和社署各服務單位及資料系統搜集的資料，按季、按半年及按年編製各類統計數據。統計組為家庭及兒童福利服務、安老服務、康復服務、青少年服務和違法者服務等各種津助服務項目編製產量和成效表現指標。該組亦製備各類有關綜合社會保障援助計劃、公共福利金計劃（包括長者生活津貼、傷殘津貼、高齡津貼、廣東計劃及福建計劃）和自力更生支援計劃的管理資料和統計數據。統計組亦編製定期出版刊物，如按年出版的《社會福利服務統計數字一覽》小冊子。

22.3 統計組已於本年完成按年更新資料系統的工作，從而把「社會工作人力需求系統」中社會工作人員的數目和狀況更新至2022年3月31日。此外亦進行了一次以2022年社會工作系畢業生為對象的統計調查，以了解他們的就業情況。

facilitate their planning, review and monitoring. The statistical unit conducts statistical surveys and evaluation studies, undertakes statistical compilation and estimation exercises, as well as maintains computerised statistical systems.

22.2 Based on data collected from various service units of both non-government organisations and SWD as well as from different data systems, the statistical unit compiles various statistical information on a quarterly, half-yearly and yearly bases. Output and outcome performance indicators are compiled for various subvented services programmes such as Family and Child Welfare Services as well as Services for Elders, People with Disabilities, Young People and Offenders. Various management information and statistics relating to the Comprehensive Social Security Assistance Scheme, Social Security Allowance Scheme (including Old Age Living Allowance, Disability Allowance, Old Age Allowance, Guangdong Scheme and Fujian Scheme) and Support for Self-reliance Scheme are prepared. Regular publications such as the annual booklet *Social Welfare Services in Figures* are also compiled by the statistical unit.

22.3 An annual updating exercise was completed in the year whereby the number and profiles of social work personnel in the Social Work Manpower Requirements System were updated to 31 March 2022. A survey to study the employment situation of 2022 social work graduates was also conducted.



社會福利署統計組編製定期出版刊物，如按年出版的《社會福利服務統計數字一覽》小冊子和「社會工作人力需求系統」的報告書。

The statistical unit of the Social Welfare Department compiles regular publications such as the annual booklet *Social Welfare Services in Figures* and the annual report of the Social Work Manpower Requirements System.

22.4 社署正在籌劃「2024/25年度綜合社會保障援助受助家庭的住戶開支統計調查」，旨在更新社會保障援助物價指數內各類貨品與服務的權數。

22.4 The 2024/25 Household Expenditure Survey on the Comprehensive Social Security Assistance Households aiming at updating the weightings of various commodities and services for the Social Security Assistance Index of Prices is being planned.

23 治安 Law and Order

保安局統計組

23.1 保安局統計組主要提供統計和研究工作上的支援，以便政府制定和檢討有關政策。其中，統計組的職責包括管理和更新「治安統計資料綜合系統」和「藥物濫用資料中央檔案室」，並就禁毒處委託或禁毒基金資助進行的各項與藥物有關的研究監察進度和質素。

23.2 自1989年設立以來，「治安統計資料綜合系統」一直提供涉及刑事審判制度各層面的統計數據，以便政府制定和檢討有關政策。

23.3 「藥物濫用資料中央檔案室」提供有關資料以監察吸食毒品的趨勢，有助政府制定適合香港的禁毒策略和計劃。

23.4 此外，統計組亦管理為戒毒治療及康復中心發展的「服務資料系統」。該系統可協助政府掌握藥物治療服務的最新情況，以及其他與吸毒有關的統計數據。

23.5 為了可更密切監察學生的吸毒趨勢，統計組已於2022年6月公布「2020/21年學生服用藥物情況調查」的結果。統計組計劃在2023/24學年進行新一輪的統計調查。

Statistical unit of the Security Bureau

23.1 The statistical unit of the Security Bureau mainly provides statistical and research support for policy formulation and review. Among others, the statistical unit is responsible for maintaining and updating the Integrated Law and Order Statistical System (ILOSS) and the Central Registry of Drug Abuse (CRDA). It is also responsible for monitoring the progress and quality of various drug-related research studies commissioned by the Narcotics Division or supported by the Beat Drugs Fund.

23.2 ILOSS has been providing statistics on the various aspects of the criminal justice system for policy formulation and review since 1989.

23.3 CRDA provides relevant information for monitoring the trends of drug abuse in order to facilitate the planning of suitable anti-drug strategies and programmes in Hong Kong.

23.4 Besides, the statistical unit is also responsible for maintaining the Service Information System (SIS) for Drug Treatment and Rehabilitation Centres. SIS can assist the government in gauging the situation of drug treatment services and other drug abuse-related statistics.

23.5 To more closely monitor the drug abuse trend among students, the results of the 2020/21 Survey of Drug Use among Students were released in June 2022. The statistical unit plans to conduct the next round of the survey in the 2023/24 school year.



保安局統計組就禁毒處委託或禁毒基金資助進行的各項與藥物有關的研究監察進度和質素。

The statistical unit of the Security Bureau is responsible for monitoring the progress and quality of various drug-related research studies commissioned by the Narcotics Division or supported by the Beat Drugs Fund.

香港警務處統計組

23.6 香港警務處統計組搜集、編製和分析罪案統計數據，以助該處監察、打擊及防止罪案。

23.7 統計組進行家庭暴力、青少年罪行及嚴重毒品罪行等範疇的統計分析，供該處作策略性規劃、制定政策及分配資源之用。統計組亦就各項有關罪案的研究提供統計及研究工作上的支援。

23.8 統計組定期編製統計報告和刊物，以及更新罪案統計資料系統，為各用家提供快捷及方便獲取的罪案統計數據。統計組亦為警務處管理層提供統計支援，以便向行政會議、立法會、撲滅罪行委員會、分區撲滅罪行委員會，以及傳媒和市民匯報最新的治安情況。

Statistical unit of the Hong Kong Police Force

23.6 The statistical unit of the Hong Kong Police Force collects, compiles and analyses statistics on crimes to facilitate monitoring, fighting and preventing crimes in Hong Kong.

23.7 The statistical unit conducts statistical analyses on such areas as domestic violence, youth crime and serious drug offences for use by the Police Force in strategic planning, policy formulation and resources allocation. The statistical unit also renders statistical and research support to various studies on crimes.

23.8 The regular release of statistical reports and publications together with the maintenance of statistical information system on crime data by the statistical unit enable various users to have fast and convenient access to crime statistics. The statistical unit also renders statistical support to the management of the Police Force in reporting the latest crime situation to the Executive Council, Legislative Council, Fight Crime Committee, District Fight Crime Committees, as well as the media and the public.



香港警務處統計組搜集、編製和分析罪案統計數據，以助掌握香港最新的治安情況。

The statistical unit of the Hong Kong Police Force collects, compiles and analyses statistics on crimes to facilitate grasping the latest crime situation of Hong Kong.

懲教署統計組

23.9 懲教署統計組提供統計及研究支援，協助該署進行策略性規劃、監察及檢討部門運作和懲教計劃。

23.10 統計組除編製統計報告供管理及策劃之用外，亦定期更新在囚人口的推算數字，以助懲教院所評估每年的收容額。該組亦進行不同研究及分析，例如收納已判刑人士吸毒的情況、在囚人

Statistical unit of the Correctional Services Department

23.9 The statistical unit of the Correctional Services Department (CSD) provides statistical and research support for the strategic planning, monitoring and review of the CSD's operations and correctional programmes.

23.10 Apart from compiling statistical reports to meet management and planning needs, the statistical unit conducts the penal population projection on a regular basis to provide an up-to-date assessment on the provision of penal accommodation each year. It also conducts various studies and analyses, such as

士自我傷害和暴力的行為、對在囚人士使用必要武力、本地釋囚再犯罪情況，以及罪犯風險與更生需要評估及管理程序的成效。此外，統計組亦就署內其他組別進行的統計調查提供統計支援。

drug abuse among sentenced persons admitted, self-harm and violence behaviour of persons in custody, use of necessary force on persons in custody, recidivism of discharged local offenders and effectiveness of risks and needs assessment and management protocols for offenders. Besides, the statistical unit also renders statistical support to various sections in CSD for conducting statistical surveys.



懲教署統計組定期更新在囚人口的推算數字，以助懲教院所評估每年的收容額。

The statistical unit of the Correctional Services Department conducts the penal population projection on a regular basis to provide an up-to-date assessment on the provision of penal accommodation each year.

香港海關統計組

23.11 香港海關統計組按月編製《海關工作成效報告》。該報告為香港海關管理層提供參考資料，以制定策略和監察該部門的工作成效。此外，該報告亦協助有關人員分析趨勢、進行各項統計研究和回應查詢。

Statistical unit of the Customs and Excise Department

23.11 The statistical unit of the Customs and Excise Department (C&ED) publishes a monthly statistical report *Customs Performance and Achievements*. This report serves to provide the management of C&ED with a reference for formulating strategies and monitoring the work effectiveness of C&ED. It is also designed to assist the officers concerned in conducting trend analyses, carrying out research and responding to enquiries.

23.12 統計組亦負責編製各種特定的統計報告，以協助有關人員分析當前的形勢，從而制定反走私和打擊其他非法活動的策略。

23.12 The statistical unit is also responsible for compiling a variety of tailor-made statistical reports to assist users in analysing current situation and devising strategies to combat smuggling and other illegal activities.



香港海關統計組負責編製各種特定的統計報告，以協助有關人員分析當前的形勢，從而制定反走私和打擊其他非法活動的策略。

The statistical unit of the Customs and Excise Department is responsible for compiling a variety of tailor-made statistical reports to assist users in analysing current situation and devising strategies to combat smuggling and other illegal activities.

入境事務處統計組

23.13 入境事務處統計組向部門內不同組別提供專業統計支援，以協助制定及實施出入境管制、個人證件、簽證和入境前管制的政策。

23.14 在2022/23年度，統計組透過提供統計諮詢和技術支援，協助入境事務處開發全新的數據系統。新系統作為一個數據分析平台，可提升數據處理和統計報告的效率，以協助部門執行策略性規劃和資源管理工作。

Statistical unit of the Immigration Department

23.13 The statistical unit of the Immigration Department (ImmD) provides professional statistical support to different sections of ImmD for formulation and implementation of policies in respect of immigration control, personal documentation, visa and pre-entry immigration control.

23.14 In 2022/23, the statistical unit rendered statistical advisory and technical support to the development of the new ImmD data warehouse system. The new system serves as a data analytics platform to enhance the efficiency of data processing and statistical reporting, in order to facilitate strategic planning and resource management.

24 康樂及文化事務 Leisure and Cultural Services

康樂及文化事務署統計組

24.1 康樂及文化事務署（康文署）統計組定期編製有關該署所提供的設施及服務的統計資料，供該署人員參考。

24.2 統計組亦進行統計調查，搜集公眾對康文署設施及服務的意見。在2022/23年度，統計組參與多項統計調查工作，包括「全民運動日免費使用康體設施意見調查」及「全民運動日免費康體活動意見調查」。

Statistical unit of the Leisure and Cultural Services Department

24.1 The statistical unit of the Leisure and Cultural Services Department (LCSD) regularly compiles statistics related to LCSD's facilities and services for reference of LCSD officers.

24.2 The statistical unit also conducts surveys to collect public views on LCSD's facilities and services. In 2022/23, the statistical unit engaged in a number of surveys, including Opinion Survey on Free Use of Leisure Facilities Available on Sport For All Day and Opinion Survey on Free Recreation and Sports Programmes Available on Sport For All Day.



康樂及文化事務署統計組參與多項統計調查工作，包括「全民運動日免費使用康體設施意見調查」及「全民運動日免費康體活動意見調查」。

The statistical unit of the Leisure and Cultural Services Department (LCSD) engaged in a number of surveys, including Opinion Survey on Free Use of Leisure Facilities Available on Sport For All Day and Opinion Survey on Free Recreation and Sports Programmes Available on Sport For All Day.

25 食物及環境衛生 Food and Environmental Hygiene

食物環境衛生署統計組

25.1 食物環境衛生署（食環署）統計組為署內各組別提供統計支援。除應用及闡釋統計數據外，統計組亦進行各類統計調查及編製統計報告，從而提供有用資料，協助該署監察服務表現、進行決策及政策規劃。

25.2 統計組提供的服務包括擬備外判統計調查服務投標規格、評估統計調查建議、就調查的樣本和問卷設計提供意見，以及監察統計調查的進度。

食物安全中心統計組

25.3 食環署轄下的食物安全中心設有統計組，負責就專為控制及預防食物危害而設的「食物監測計劃」，向中心內的不同組別提供專業統計支援。統計組的支援涉及多個範疇，例如食物投訴、獸醫公共衛生和食物進口登記。

25.4 該組亦繼續為各項食物風險評估研究和提升「食物監測系統」的資訊管理計劃（該系統保存食環署的食物監測樣本記錄），提供統計意見及支援服務。

Statistical unit of the Food and Environmental Hygiene Department

25.1 The statistical unit of the Food and Environmental Hygiene Department (FEHD) renders statistical support to various sections of FEHD. On top of application and interpretation of statistics, the statistical unit conducts statistical surveys and compiles statistical reports, which provide FEHD with useful information for performance monitoring, decision making and policy planning.

25.2 The services rendered by the statistical unit include preparation of tender specifications for the outsourcing of surveys, assessment of survey proposals, provision of advice on sample and questionnaire designs, and monitoring of survey progress.

Statistical unit of the Centre for Food Safety

25.3 The statistical unit of the Centre for Food Safety under FEHD is responsible for rendering professional statistical support to different subject sections of the Centre in regard to the Food Surveillance Programme, which was designed to control and prevent food hazards. Statistical support provided encompasses such areas as food complaints, veterinary public health and food import registration.

25.4 Statistical advice and support services continue to be rendered to various food risk assessment studies and the enhancement of an information management project, namely the Food Surveillance System, which maintains the food surveillance sample records of FEHD.



食物安全中心統計組為各項食物風險評估研究和提升「食物監測系統」的資訊管理計劃提供統計支援。
The statistical unit of the Centre for Food Safety renders statistical support to various food risk assessment studies and the enhancement of an information management project, namely the Food Surveillance System.



25.5 在2022/23年度，統計組繼續為「全港性食物消費量調查」提供統計諮詢和技術支援服務。該項統計調查旨在搜集香港成年人最新的食物消費數據、找出常吃的餸菜及制定有關餸菜的食譜。「中小學食物消費量調查2021」的數據搜集工作已經完成，現正進行數據分析工作。這些統計數字將有助該中心的食物風險評估工作，從而為消費者的健康和食品安全提供充足的保障。

25.5 In 2022/23, the statistical unit continues to provide statistical advisory and technical support services to the Hong Kong Population-based Food Consumption Survey. The survey aims to collect up-to-date food consumption information among adults in Hong Kong, identify common dishes consumed and develop recipes for the dishes identified. While data collection of the Food Consumption Survey in Primary and Secondary Schools 2021 has been completed, data analysis is in progress. The statistics are useful to the food risk assessment work of the Centre for providing adequate protection of consumer health and food safety.

26 環境 The Environment

環境保護署統計組

26.1 環境保護署統計組為該署提供統計服務，以支援香港固體廢物監察及制定固體廢物管理政策和方案。統計組負責管理按年「廢物回收再造業調查」及按年「都市固體廢物成分調查」、編製香港固體廢物棄置及回收的統計數字（包括都市固體廢物棄置及回收率），以及進行統計研究以優化編製固體廢物統計的框架。

Statistical unit of the Environmental Protection Department

26.1 The statistical unit of the Environmental Protection Department (EPD) provides statistical support to the monitoring of solid waste in Hong Kong and formulation of waste management policies and programmes. The statistical unit is responsible for managing the annual Waste Recovery Survey and the annual Waste Composition Survey on municipal solid waste (MSW), compiling various disposal and recovery statistics on solid waste of Hong Kong (including the MSW disposal and recovery rates), and conducting statistical researches to enhance the compilation framework of waste statistics.



環境保護署統計組按年編製《香港固體廢物監察報告》。

The report on Monitoring of Solid Waste in Hong Kong is annually compiled by the statistical unit of the Environmental Protection Department.

26.2 統計組定期編製多個範疇的固體廢物監察統計數字。這些統計數字刊載於香港減廢網站(www.wastereduction.gov.hk/tc/assistancewizard/waste_red_sat.htm)。

26.2 Statistics on various aspects of solid waste monitoring are compiled regularly by the statistical unit. These statistics are available on Hong Kong Waste Reduction Website (www.wastereduction.gov.hk/en/assistancewizard/waste_red_sat.htm).



環境保護署統計組定期編製多個範疇的固體廢物監察統計數字。

Statistics on various aspects of solid waste monitoring are compiled regularly by the statistical unit of Environmental Protection Department.



26.3 《香港統計年刊》刊載有關空氣質素、水質、污染投訴，以及固體廢物棄置及都市固體廢物成分的選定統計數字。

26.3 Selected statistics on air quality, water quality, pollution complaints as well as solid waste disposal and MSW composition are published in the *Hong Kong Annual Digest of Statistics*.

27 水務 Water Supplies

水務署統計組

27.1 水務署統計組為該署各組別提供統計服務，包括編製有關水務的統計數字、進行統計調查與研究，以及提供統計方面的意見。

Statistical unit of the Water Supplies Department

27.1 The statistical unit of the Water Supplies Department (WSD) provides statistical services to various sections of WSD, including compilation of waterworks statistics, conduct of statistical surveys and studies, and provision of statistical advice.

水務署統計組為該署各組別提供統計服務，包括編製有關水務的統計數字、進行統計調查與研究，以及提供統計方面的意見。

The statistical unit of the Water Supplies Department (WSD) provides statistical services to various sections of WSD, including compilation of waterworks statistics, conduct of statistical surveys and studies, and provision of statistical advice.



27.2 統計組計劃進行一系列統計調查，搜集及分析市民對供水服務的意見，以供該署檢討供水系統及制定優質供水服務的策略性規劃之用。

27.2 The statistical unit plans to conduct a series of surveys for collecting and analysing the views of the public on water supply services. This will facilitate the review of water supply systems and formulation of strategic plans for the provision of quality water supply services by WSD.

27.3 在2022/23年度，統計組就「客戶電話諮詢中心服務意見調查」提供了統計支援。該項統計調查旨在評估客戶對水務署客戶電話諮詢服務的滿意程度。

27.3 In 2022/23, the statistical unit provided statistical support in respect of the Opinion Survey on Customer Telephone Enquiry Centre Services. The survey was carried out to assess the satisfaction level of customers on the customer telephone enquiry services provided by WSD.

28 專題研究 Topical Studies

社會研究



28.1 本處不時進行「主題性住戶統計調查」及「專題訪問」，以搜集其他政府決策局及部門所需的社會經濟數據，供規劃及政策檢討之用。「主題性住戶統計調查」採用「用者自付」原則，在本處統籌及管理下外判予私營的調查機構進行。另一方面，透過「綜合住戶統計調查」進行的「專題訪問」則涉及對政策有重要影響和急需處理或不適宜由外界承辦的主題。

Social studies

28.1 In order to collect socio-economic data required by other government bureaux and departments for planning and policy review purposes, the department conducts Thematic Household Survey (THS) and Special Topic Enquiry (STE) from time to time. THS, adopting the "user pays" principle, is outsourced to private research firms under the co-ordination and management of the department. On the other hand, STE, conducted via GHS, is generally dedicated to topics with significant policy implications and urgency or for which outsourcing is not suitable.

28.2 於2022年4月至2023年3月期間，本處進行了數輪的「主題性住戶統計調查」，並就「互聯網和個人電腦普及程度」、「吸煙情況」、「抗菌素耐藥性」及「語言使用情況」的課題出版了兩本報告書。

28.2 During the period from April 2022 to March 2023, several rounds of THS were conducted and 2 reports were published on the topics of "Internet and personal computer penetration", "Pattern of smoking", "Antimicrobial resistance" and "Use of language".




本處不時進行「主題性住戶統計調查」及「專題訪問」，以搜集其他政府決策局及部門所需的社會經濟數據，供規劃及政策檢討之用。

In order to collect socio-economic data required by other government bureaux and departments for planning and policy review purposes, the department conducts Thematic Household Survey and Special Topic Enquiry from time to time.

28.3 自扶貧委員會於2013年9月宣布第一條官方貧窮線以來，本處聯同政府經濟顧問辦公室持續提供專業支援，以協助委員會分析本港最新貧窮情況和審視扶貧政策的成效。本處將繼續致力向扶貧委員會及政府持份者提供專業支援，以監察香港的貧窮情況和制訂／檢討扶貧措施。

28.3 Since the Commission on Poverty announced the first official poverty line in September 2013, the department, in collaboration with OGE, has continuously rendered professional assistance to the Commission in regard to examining the latest poverty situation and assessing the effectiveness of government poverty alleviation policies. The department will continue to render professional support to the Commission on Poverty and government stakeholders in monitoring the poverty situation in Hong Kong and formulation/review of poverty alleviation measures.



本處聯同政府經濟顧問辦公室持續提供專業支援，以協助扶貧委員會分析本港最新貧窮情況和審視扶貧政策的成效。

The department, in collaboration with the Office of the Government Economist, has continuously rendered professional assistance to the Commission on Poverty in regard to examining the latest poverty situation and assessing the effectiveness of government poverty alleviation policies.

公營租住房屋住戶收入指數

28.4 房屋委員會於2007年1月開始進行「公屋住戶入息抽樣統計調查」，搜集有關收入數據予本處編製收入指數，作為每兩年進行一次的公營租住房屋（公屋）租金調整的根據。本處與房屋署合作推行質素保證措施，以確保整個數據搜集及輸入工作合乎統計上的質素要求。本處已根據2019年及2021年公屋住戶入息數據，編製更新的收入指數，以支援於2022年進行的第七次公屋租金檢討。

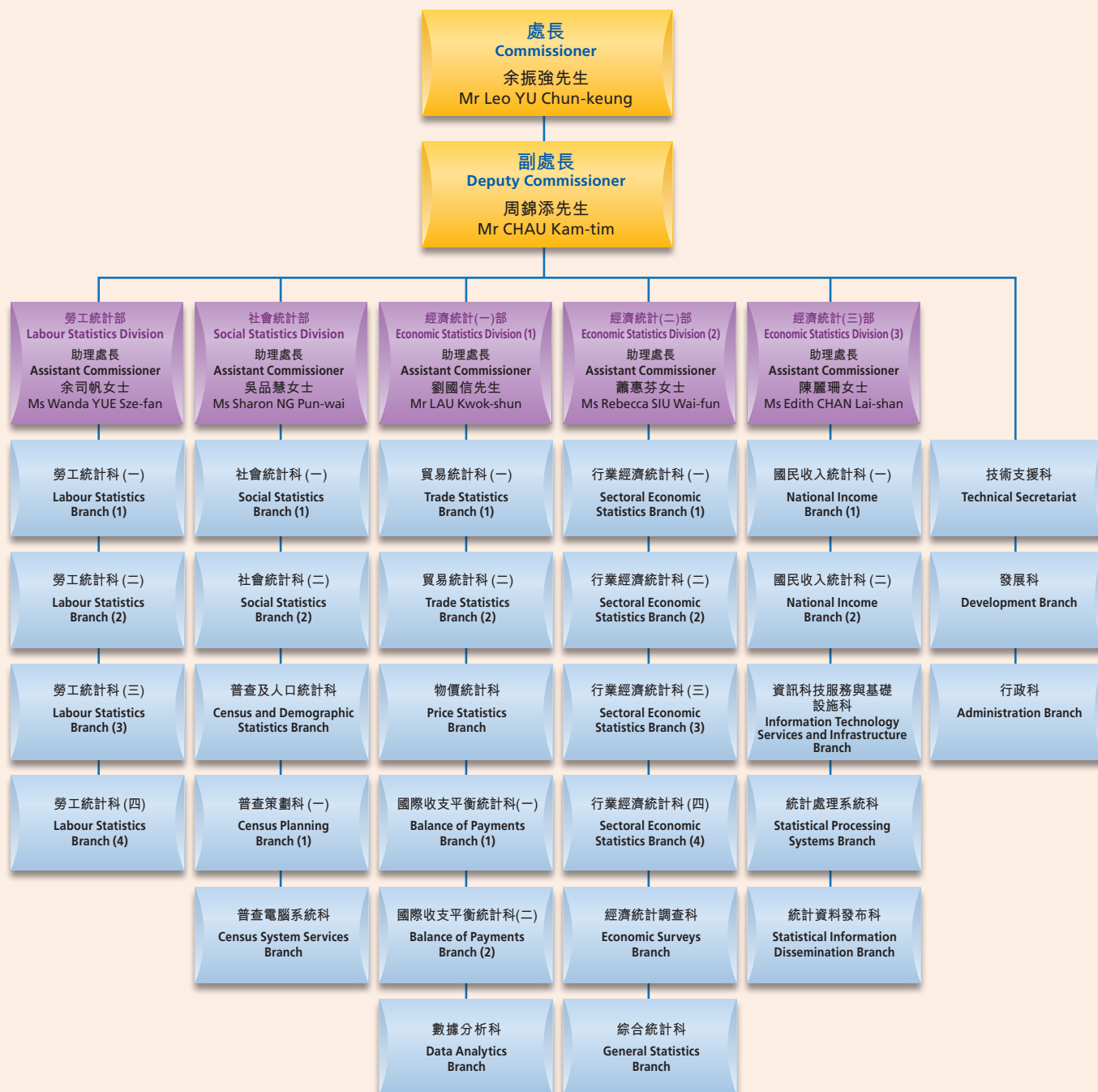
Income index for public rental housing tenants

28.4 The Housing Authority commenced a Survey on Household Income of Public Rental Housing (PRH) Tenants in January 2007 to collect relevant income data for compiling an income index by the department to guide the PRH rent adjustments on a biennial basis. The department has implemented quality assurance measures in collaboration with the Housing Department to ensure the overall statistical quality of the entire data collection and input process. The department has compiled an up-to-date income index based on income data of PRH tenants for 2019 and 2021 for supporting the seventh PRH rent review conducted in 2022.

附件
Annexes



2023年4月1日政府統計處的組織表 Organisation Chart of the Census and Statistics Department as at 1.4.2023



除行政科及普查電腦系統科外，每一個科別均由一名高級統計師擔任主管，並由統計師及其他統計人員和一般職系人員協助執行職務。
Except for the Administration Branch and Census System Services Branch, each Branch is headed by a Senior Statistician, who is assisted by Statisticians, other statistical staff and general grades staff in discharging duties.

行政科由一名總行政主任擔任主管，並由一般職系人員協助執行職務。
The Administration Branch is headed by a Chief Executive Officer, who is assisted by general grades staff in discharging duties.

普查電腦系統科由一名高級系統經理擔任主管，並由系統分析/程序編製主任職系人員協助執行職務。
The Census System Services Branch is headed by a Senior Systems Manager, who is assisted by Analyst/Programmer grade staff in discharging duties.

統計諮詢委員會 Statistics Advisory Board

職權範圍

Terms of Reference

對由政府統計處處長提交予該委員會研究之有關統計事務，提供意見。

To advise the Commissioner for Census and Statistics on statistical matters referred to the Board by the Commissioner.

組成

Composition

委員會屬於非法定的諮詢機構，成員包括一位主席、13名非官方委員及3名官方委員。非官方委員為來自商界、學術界和社會各界的專業人士，有廣泛代表性。

The Board is a non-statutory advisory body, comprising a Chairperson, 13 non-official members and 3 official members. The non-official members consist of professionals from the business sector, the academia and the community, providing a wide representation.

成員名單 (2022年6月至2024年5月)

Membership (June 2022 – May 2024)

主席（當然委任） Chairperson (ex officio)



余振強先生，JP
Mr Leo YU Chun-keung, JP

政府統計處處長
Commissioner for Census and Statistics

非官方委員 Non-official Members



劉健培先生
Mr Samuel LAU Kin-pui

嘉里物流聯網有限公司綜合物流北亞總裁
Managing Director – Integrated Logistics North Asia,
Kerry Logistics Network Limited

2018年6月首獲委任為委員 First appointed to the Board in June 2018



梁皓貝女士
Ms Michelle LEUNG Oi-pui

埃森哲有限公司董事總經理
Managing Director, Accenture Company Limited
2018年6月首獲委任為委員 First appointed to the Board in June 2018



樓瑋群教授
Professor Vivian LOU Wei-qun

香港大學社會工作及社會行政學系教授
Professor, Department of Social Work and Social Administration,
The University of Hong Kong
香港大學秀圃老年研究中心總監
Director, Sau Po Centre on Ageing, The University of Hong Kong
2018年6月首獲委任為委員 First appointed to the Board in June 2018



潘家銘先生
Mr Gavin POON Ka-ming

香港阿斯泰來製藥有限公司香港醫學事務主管
Head of Medical Affairs, Hong Kong Office
Astellas Pharma Hong Kong Company, Limited
2018年6月首獲委任為委員 First appointed to the Board in June 2018



梁展柏先生
Mr Patrick LEUNG Chin-pak

牛奶有限公司設施管理總經理（香港及澳門）
Head of Facility Management (Hong Kong & Macau), The Dairy Farm Company,
Limited
2020年6月首獲委任為委員 First appointed to the Board in June 2020



潘偉賢教授
Professor Isabella POON Wai-yin

香港中文大學副校長
Pro-Vice-Chancellor/Vice-President, The Chinese University of Hong Kong
香港中文大學統計學系教授
Professor, Department of Statistics, The Chinese University of Hong Kong
2020年6月首獲委任為委員 First appointed to the Board in June 2020



沈海鵬教授
Professor SHEN Haipeng

香港大學經濟及工商管理學院副院長（高層管理教育）
潘榮昌基金教授（數據科學與創新）
創新及資訊管理學教授
Associate Dean (Executive Education)
Patrick S C Poon Professor in Analytics and Innovation
Professor of Innovation and Information Management
Faculty of Business and Economics, The University of Hong Kong
2020年6月首獲委任為委員 *First appointed to the Board in June 2020*



鄧耀昇先生
Mr Stan TANG Yiu-sing

陞域（控股）有限公司主席
Chairman, Stan Group (Holdings) Limited
2020年6月首獲委任為委員 *First appointed to the Board in June 2020*



丁天立先生
Mr Ivan TING Tien-li

開達實業有限公司董事
Director, Kader Industrial Company Limited
2020年6月首獲委任為委員 *First appointed to the Board in June 2020*



黃偉雄先生
Mr Daniel WONG Wai-hung

恒生指數有限公司董事兼指數總監
Director & Chief Index Officer, Hang Seng Indexes Company Limited
2020年6月首獲委任為委員 *First appointed to the Board in June 2020*



劉愛詩女士，MH
Ms Alice LAU Oi-sze, MH

九龍樂善堂總幹事
Chief Executive, The Lok Sin Tong Benevolent Society, Kowloon
2022年6月獲委任為委員 *Appointed to the Board in June 2022*



李子恩女士
Ms Janet LI Tze-yan

Mercer Investments (HK) Limited 財富及投資業務亞洲區董事總經理
Wealth Business Leader, Asia, Mercer Investments (HK) Limited
2022年6月獲委任為委員 *Appointed to the Board in June 2022*



倪圖南先生
Mr Michael NGAI To-nam

中國平安資本(香港)有限公司董事總經理
Managing Director, Ping An of China Capital (Hong Kong) Company Limited
2022年6月獲委任為委員 *Appointed to the Board in June 2022*

官方委員 Official Members

規劃署署長（或其代表）

Director of Planning (or representative)

政府經濟顧問（或其代表）

Government Economist (or representative)

財經事務及庫務局代表

Representative from the Financial Services and the Treasury Bureau

秘書（當然委任） Secretary (ex officio)

政府統計處

高級統計師（綜合）

Senior Statistician (General)

Census and Statistics Department

2023年4月1日各政府部門統計職位的分布* Distribution of Statistical Posts in the Government as at 1.4.2023*

部門	高級 統計師	統計師	高級 統計主任	一級 統計主任	二級 統計主任
	Senior Statistician	Statistician	Senior Statistical Officer	Statistical Officer I	Statistical Officer II
政府總部	6	12	5	23	23
政府統計處#	27	59	24	100	252
民航處				1	1
懲教署	1			3	3
香港海關		1		2	2
衛生署	1	6		15	39
環境保護署	1	1			2
食物環境衛生署		2	1	3	
民政事務總署					1
香港警務處		1		5	14
房屋署	2				
入境事務處		1			2
勞工處	1	1		1	
土地註冊處				1	
法律援助署				1	1
康樂及文化事務署		1		3	1
海事處	1			2	3
政府資訊科技總監辦公室		1			1
規劃署	1	2		2	4
差餉物業估價署			2	3	3
社會福利署	1	3		6	11
工業貿易署		1		1	1
運輸署	1	2		2	3
大學教育資助 委員會秘書處		2		2	1
水務署		1			1
總計	43	97	32	176	369

註：* 包括編制外職位。

除列於表內的職位外，亦設有一個處長、一個副處長及五個助理處長職位，這些職位均屬專業人員職位。

高級 統計督導 Senior Statistics Supervisor	統計督導 Statistics Supervisor	高級外勤 統計主任 Senior Census and Survey Officer	外勤 統計主任 Census and Survey Officer	助理外勤 統計主任 Assistant Census and Survey Officer	Department
					Government Secretariat
2	12	15	133	199	Census and Statistics Department [#]
					Civil Aviation Department
					Correctional Services Department
					Customs and Excise Department
					Department of Health
					Environmental Protection Department
					Food and Environmental Hygiene Department
					Home Affairs Department
					Hong Kong Police Force
					Housing Department
					Immigration Department
					Labour Department
					Land Registry
					Legal Aid Department
					Leisure and Cultural Services Department
					Marine Department
					Office of the Government Chief Information Officer
					Planning Department
					Rating and Valuation Department
					Social Welfare Department
					Trade and Industry Department
					Transport Department
					University Grants Committee Secretariat
					Water Supplies Department
2	12	15	133	199	Total

Notes : * Including supernumerary posts.

[#] In addition to those given in the table, there are 1 post of Commissioner, 1 post of Deputy Commissioner and 5 posts of Assistant Commissioner, which are all professional posts.

2023年4月1日政府統計處統計職位的分布** Distribution of Statistical Posts in the Census and Statistics Department as at 1.4.2023**

部別／科別	高級 統計師	統計師	高級 統計主任	一級 統計主任	二級 統計主任	高級 統計督導
	Senior Statistician	Statistician	Senior Statistical Officer	Statistical Officer I	Statistical Officer II	Senior Statistics Supervisor
經濟統計(一)部						
貿易統計科(一)	1	3	1	4	13	1
貿易統計科(二)	1	6		7	14	1
物價統計科	1	2	1	4	10	
國際收支平衡統計科(一)	1	2	1	4	12	
國際收支平衡統計科(二)	1	3	3	5	25	
數據分析科	1	1		1	1	
經濟統計(二)部						
行業經濟統計科(一)	1	3		4	11	
行業經濟統計科(二)	1	2		8	24	
行業經濟統計科(三)	1	2	1	4	10	
行業經濟統計科(四)	1	2	1	8	16	
經濟統計調查科	1	3		3	5	
綜合統計科	1	2		3	4	
經濟統計(三)部						
國民收入統計科(一)	1	3	3	6	16	
國民收入統計科(二)	1	2	1	3	7	
資訊科技服務與基礎設施科	1	1	2	1	1	
統計處理系統科	1	1	2	3	2	
統計資料發布科	1	2	1	4	5	
社會統計部						
社會統計科(一)	1	1	1	2	5	
社會統計科(二)	1	2		2	6	
普查及人口統計科	1	3	2	4	9	
普查策劃科(一)	1	1		1	1	
勞工統計部						
勞工統計科(一)	1	1	2	5	17	
勞工統計科(二)	1	2		3	7	
勞工統計科(三)	1	2	1	4	16	
勞工統計科(四)	1	3	1	5	12	
副處長辦公室						
技術支援科	1	2		1	2	
發展科	1	1		1	1	
中央補缺人員		1				
總計	27	59	24	100	252	2

註：* 除列於表內的職位外，亦設有一個處長、一個副處長及五個助理處長職位，這些職位均屬專業人員職位。

包括編制外職位。

統計督導 Statistics Supervisor	高級外勤 統計主任 Senior Census and Survey Officer	外勤 統計主任 Census and Survey Officer	助理外勤 統計主任 Assistant Census and Survey Officer	Division / Branch
ECONOMIC STATISTICS DIVISION (1)				
6				Trade Statistics Branch (1)
6	1	6	23	Trade Statistics Branch (2)
	1	3	20	Price Statistics Branch
				Balance of Payments Branch (1)
	3	32		Balance of Payments Branch (2)
				Data Analytics Branch
ECONOMIC STATISTICS DIVISION (2)				
				Sectoral Economic Statistics Branch (1)
				Sectoral Economic Statistics Branch (2)
				Sectoral Economic Statistics Branch (3)
		1		Sectoral Economic Statistics Branch (4)
	5	58	64	Economic Surveys Branch
				General Statistics Branch
ECONOMIC STATISTICS DIVISION (3)				
				National Income Branch (1)
				National Income Branch (2)
				Information Technology Services and Infrastructure Branch
				Statistical Processing Systems Branch
				Statistical Information Dissemination Branch
SOCIAL STATISTICS DIVISION				
				Social Statistics Branch (1)
				Social Statistics Branch (2)
	1	5	3	Census and Demographic Statistics Branch
				Census Planning Branch (1)
LABOUR STATISTICS DIVISION				
				Labour Statistics Branch (1)
	3	25	88	Labour Statistics Branch (2)
				Labour Statistics Branch (3)
	1	3	1	Labour Statistics Branch (4)
OFFICE OF THE DEPUTY COMMISSIONER				
				Technical Secretariat
				Development Branch
				Central Reserve
12	15	133	199	Total

Notes : * In addition to those given in the table, there are 1 post of Commissioner, 1 post of Deputy Commissioner and 5 posts of Assistant Commissioner, which are all professional posts.

Including supernumerary posts.

於2022/23年度根據各制定的普查及統計令進行的統計調查 Surveys Conducted in 2022/23 under Enacted Census and Statistics Orders

統計調查	Surveys	普查及統計令
按年	Annual	
服務輸入及輸出按年統計調查	Annual Survey of Imports and Exports of Services	普查及統計（服務輸入及輸出按年調查）（修訂）令
創新活動統計調查	Survey of Innovation Activities	普查及統計（創新活動調查）令
經濟活動按年統計調查	Annual Survey of Economic Activities	普查及統計（經濟活動按年調查）令
收入及工時按年統計調查	Annual Earnings and Hours Survey	普查及統計（收入及工時按年調查）令
按季	Quarterly	
食肆的收入及購貨額按季統計調查	Quarterly Survey of Restaurant Receipts and Purchases	普查及統計（食肆的收入及購貨額按季調查）令
工業生產按季統計調查	Quarterly Survey of Industrial Production	普查及統計（工業生產按季調查）（修訂）令
建造工程完成量按季統計調查	Quarterly Survey of Construction Output	普查及統計（建造工程完成量按季調查）令
僱傭及職位空缺按季統計調查	Quarterly Survey of Employment and Vacancies	普查及統計（僱傭及職位空缺按季調查）（修訂）令
勞工收入統計調查	Labour Earnings Survey	普查及統計（勞工收入調查）令
對外申索、負債及收益統計調查*	Survey of External Claims, Liabilities and Income*	普查及統計（對外申索、負債及收益調查）（修訂）令
服務行業按季統計調查	Quarterly Survey of Service Industries	普查及統計（服務行業按季調查）（修訂）令
按月	Monthly	
零售業銷貨額按月統計調查	Monthly Survey of Retail Sales	普查及統計（零售業銷貨額按月調查）（修訂）令

註：此表載列在2022年4月至2023年3月期間進行統計訪問工作的統計調查。

* 除搜集季度數據外，該項統計調查亦按年或按月向選定的受訪者搜集數據。

Census and Statistics Orders	制定日期 Date of Enactment
Census and Statistics (Annual Survey of Imports and Exports of Services) (Amendment) Order	22.4.1996
Census and Statistics (Survey of Innovation Activities) Order	29.11.2002
Census and Statistics (Annual Survey of Economic Activities) Order	7.1.2010
Census and Statistics (Annual Earnings and Hours Survey) Order	18.3.2010
Census and Statistics (Quarterly Survey of Restaurant Receipts and Purchases) Order	14.1.1983
Census and Statistics (Quarterly Survey of Industrial Production) (Amendment) Order	6.11.1995
Census and Statistics (Quarterly Survey of Construction Output) Order	30.6.1997
Census and Statistics (Quarterly Survey of Employment and Vacancies) (Amendment) Order	3.2.1999
Census and Statistics (Labour Earnings Survey) Order	15.3.2000
Census and Statistics (Survey of External Claims, Liabilities and Income) (Amendment) Order	7.11.2001
Census and Statistics (Quarterly Survey of Service Industries) (Amendment) Order	7.1.2010
Census and Statistics (Monthly Survey of Retail Sales) (Amendment) Order	24.7.1998

Notes: This list covers surveys for which fieldwork took place during the period April 2022 to March 2023.

* In addition to collecting data on quarterly basis, the survey also collects data annually or monthly from selected respondents.

於2022/23年度進行的自願性質統計調查 Voluntary Surveys Conducted in 2022/23

統計調查	Surveys	刊登憲報公告日期 Date of Gazette
按年	Annual	
海外旅行團按年統計調查	Annual Survey of Overseas Tours	19.1.1990
私人非牟利團體自置及佔用樓宇按年統計調查	Annual Survey of Premises Owned and Occupied by Private Non-profit Bodies	19.1.1990
私營安老院的院友資料按年統計調查	Annual Survey on Profile of Inmates of Private Elderly Homes	12.6.2009
有香港境外母公司的駐港公司按年統計調查	Annual Survey of Companies in Hong Kong with Parent Companies Located outside Hong Kong	27.4.2018
按季	Quarterly	
建築地盤就業人數按季統計調查	Quarterly Employment Survey of Construction Sites	19.3.1999
業務展望按季統計調查	Quarterly Business Tendency Survey	29.11.2002
商貿服務及其他貿易活動按季統計調查	Quarterly Survey of Merchancing and Other Trading Activities	5.3.2010
按月	Monthly	
綜合住戶統計調查	General Household Survey	19.1.1990
建築材料批發價格按月統計調查	Monthly Building Materials Wholesale Price Survey	19.1.1990
進出口價格按月統計調查	Monthly Import and Export Price Survey	19.1.1990
進口貿易保險費及運費按月統計調查	Monthly Survey on Insurance and Freight Costs for Import Trade	27.10.1995
按月零售物價統計調查	Monthly Retail Price Survey	24.5.1996
轉口貿易按月統計調查	Monthly Survey of Re-export Trade	18.4.1997
涉及外發中國內地加工貿易按月統計調查	Monthly Survey on Trade Involving Outward Processing in the Mainland of China	3.4.1998
中小型企業業務狀況按月統計調查	Monthly Survey on the Business Situation of Small and Medium-sized Enterprises	7.4.2017

統計調查	Surveys	刊登憲報公告日期 Date of Gazette
其他	Others	
2022年有關資訊科技使用情況和普及程度的主題性住戶統計調查的測試性統計調查	Pilot Survey for the Thematic Household Survey on Information Technology Usage and Penetration in 2022	29.4.2022
2022年有關資訊科技使用情況和普及程度的主題性住戶統計調查	Thematic Household Survey on Information Technology Usage and Penetration in 2022	17.6.2022
2022年有關健康事項的主題性住戶統計調查的測試性統計調查	Pilot Survey for the Thematic Household Survey on Health-related Issues in 2022	11.11.2022
2022年有關健康事項的主題性住戶統計調查	Thematic Household Survey on Health-related Issues in 2022	16.12.2022
2023年資訊科技在工商業的使用情況和普及程度統計調查	Survey on Information Technology Usage and Penetration in the Business Sector for 2023	3.2.2023

註: 此表載列在2022年4月至2023年3月期間進行統計訪問工作的統計調查。

Note: This list covers surveys for which fieldwork took place during the period April 2022 to March 2023.

2023年定期統計數據發布時間表

Schedule of Regular Press Releases on Statistical Data in 2023

(於2022年9月中預先公布，並於同年12月更新)

(Pre-announced in mid-September of 2022 and updated in December of the same year)

統計數據	2023	1月 January	2月 February	3月 March	4月 April	5月 May	6月 June
人口							
人口數字	發布日期 統計日期		16 31/12/2022				
勞工、就業、工資							
失業及就業不足統計	發布日期 統計月份	19 10-12/2022	16 11/2022 – 1/2023	16 12/2022 – 2/2023	24 1-3/2023	18 2-4/2023	19 3-5/2023
就業及職位空缺統計	發布日期 統計月份			20 12/2022			20 3/2023
工資及薪金總額統計	發布日期 統計月份			28 12/2022			27 3/2023
對外商品貿易							
對外商品貿易統計	發布日期 統計月份	26 12/2022	27 1/2023	27 2/2023	25 3/2023	29 4/2023	27 5/2023
對外商品貿易貨量及價格統計	發布日期 統計月份	16 11/2022	13 12/2022	20 1/2023	18 2/2023	11 3/2023	19 4/2023
船隻、港口貨物及貨櫃統計	發布日期 統計季度			2 Q4/2022			2 Q1/2023
涉及外發中國內地加工貿易統計	發布日期 統計季度			10 Q4/2022			9 Q1/2023
工商業							
工業生產指數和工業生產者價格指數	發布日期 統計季度			14 Q4/2022			15 Q1/2023
建造工程完成量統計	發布日期 統計季度			10 Q4/2022			12 Q1/2023

7月 July	8月 August	9月 September	10月 October	11月 November	12月 December	2023	Statistical Data
							Population
	15 30/6/2023					Release date <i>Reference date</i>	Population figures
							Labour, Employment, Wages
18 4-6/2023	17 5-7/2023	19 6-8/2023	19 7-9/2023	16 8-10/2023	19 9-11/2023	Release date <i>Reference months</i>	Unemployment and underemployment statistics
		20 6/2023			21 9/2023	Release date <i>Reference month</i>	Employment and vacancies statistics
		26 6/2023			28 9/2023	Release date <i>Reference month</i>	Wage and payroll statistics
							External Merchandise Trade
25 6/2023	24 7/2023	26 8/2023	26 9/2023	27 10/2023	28 11/2023	Release date <i>Reference month</i>	External merchandise trade statistics
17 5/2023	10 6/2023	14 7/2023	17 8/2023	9 9/2023	18 10/2023	Release date <i>Reference month</i>	Volume and price statistics of external merchandise trade
		4 Q2/2023			4 Q3/2023	Release date <i>Reference quarter</i>	Statistics on vessels, port cargo and containers
		11 Q2/2023			11 Q3/2023	Release date <i>Reference quarter</i>	Statistics on trade involving outward processing in the mainland of China
							Commerce and Industry
		13 Q2/2023			14 Q3/2023	Release date <i>Reference quarter</i>	Index of industrial production and producer price index for industrial sector
		11 Q2/2023			11 Q3/2023	Release date <i>Reference quarter</i>	Construction output statistics

統計數據	2023	1月 January	2月 February	3月 March	4月 April	5月 May	6月 June
工商業 (續)							
零售業銷貨額統計	發布日期	4	3	2		4	1
	統計月份	11/2022	12/2022	1/2023		3/2023	4/2023
食肆收益及購貨額統計	發布日期		7		31	5	
	統計季度		Q4/2022		2/2023	Q1/2023	
中小型企業業務狀況	發布日期	11	9	9	14	10	9
	統計月份	12/2022	1/2023	2/2023	3/2023	4/2023	5/2023
服務行業按季業務收益指數	發布日期			13			9
	統計季度			Q4/2022			Q1/2023
業務展望	發布日期	20			21		
	統計季度	Q1/2023			Q2/2023		
消費物價							
消費物價指數	發布日期	20	23	23	21	22	20
	統計月份	12/2022	1/2023	2/2023	3/2023	4/2023	5/2023
國民收入及國際收支平衡							
本地生產總值預先估計數字 ⁽¹⁾	發布日期		1			2	
	統計季度		Q4/2022			Q1/2023	
本地生產總值修訂數字 ⁽¹⁾	發布日期		22 ⁽²⁾			12	
	統計季度		Q4/2022			Q1/2023	
以環比物量計算按經濟活動劃分的本地生產總值	發布日期			20			20
	統計季度			Q4/2022			Q1/2023
本地居民總收入及對外初次收入流量數字	發布日期			17			16
	統計季度			Q4/2022			Q1/2023
國際收支平衡及國際投資頭寸統計	發布日期			21			21
	統計季度			Q4/2022			Q1/2023

註：政府統計處於每年9月公布翌年的定期統計數據發布時間表。除了這些定期發布的新聞稿外，政府統計處亦不時就其他統計數據（例如非定期進行統計調查的結果）發布新聞稿。政府統計處網站載有本處近年發出的所有新聞稿。

Q1、Q2、Q3、Q4分別代表第1、第2、第3和第4季。

(1) 政府統計處將透過新聞稿公布按季本地生產總值的預先估計數字。當獲得更多數據後，政府統計處會編製本地生產總值修訂數字並於政府統計處網站公布。2022年第4季及全年的本地生產總值修訂數字亦會連同其他輔助文件，在財政司司長發表《財政預算案演辭》當日公布。而2023年第1、第2和第3季的本地生產總值修訂數字，將於財政司司長辦公室轄下的政府經濟顧問辦公室發表有關當季經濟情況及2023年本地生產總值和物價最新預測的新聞稿及相應《經濟報告》內列載。政府統計處不會就本地生產總值修訂數字另發新聞稿。

(2) 於財政司司長發表《財政預算案演辭》當日發布。

7月 July	8月 August	9月 September	10月 October	11月 November	12月 December	2023	Statistical Data
Commerce and Industry (Cont'd)							
3 5/2023	1 6/2023	29 8/2023		1 9/2023		Release date <i>Reference month</i>	Retail sales statistics
	31 7/2023			30 10/2023		Release date <i>Reference month</i>	
	3 Q2/2023			3 Q3/2023		Release date <i>Reference quarter</i>	Restaurant receipts and purchases statistics
11 6/2023	9 7/2023	11 8/2023	11 9/2023	9 10/2023	11 11/2023	Release date <i>Reference month</i>	Business situation of small and medium-sized enterprises
		8 Q2/2023			8 Q3/2023	Release date <i>Reference quarter</i>	Quarterly business receipts indices for service industries
21 Q3/2023			20 Q4/2023			Release date <i>Reference quarter</i>	Business expectations
Consumer Prices							
20 6/2023	21 7/2023	21 8/2023	20 9/2023	21 10/2023	21 11/2023	Release date <i>Reference month</i>	Consumer Price Index
National Income and Balance of Payments							
31 Q2/2023			31 Q3/2023			Release date <i>Reference quarter</i>	Advance estimates on Gross Domestic Product ⁽¹⁾
	11 Q2/2023			10 Q3/2023		Release date <i>Reference quarter</i>	Revised figures on Gross Domestic Product ⁽¹⁾
		18 Q2/2023			18 Q3/2023	Release date <i>Reference quarter</i>	Chain volume measures of Gross Domestic Product by economic activity
		14 Q2/2023			14 Q3/2023	Release date <i>Reference quarter</i>	Gross National Income and external primary income flows
		21 Q2/2023			21 Q3/2023	Release date <i>Reference quarter</i>	Balance of Payments and International Investment Position statistics

Notes: Census and Statistics Department (C&SD) announces the schedule of regular press releases on statistical data for the following year in every September. In addition to these regular press releases, press releases on other statistical data (e.g. results of ad hoc surveys) are also issued from time to time. All press releases issued by the department in recent years are available on the C&SD website.

Q1, Q2, Q3 and Q4 represent the first, second, third and fourth quarter respectively.

(1) C&SD will issue press releases on quarterly advance estimates on Gross Domestic Product (GDP). C&SD will compile and release revised figures on GDP at the C&SD website when more data become available. The revised GDP figures for the fourth quarter and the whole year of 2022, together with other supporting materials, will be released along with the Financial Secretary's "Budget Speech". The revised GDP figures for the first, second and third quarter of 2023 will be included in the respective press releases and "Economic Report" to be issued by the Office of the Government Economist under the Financial Secretary's Office on the economic situation in the respective quarters and the latest GDP and price forecasts for 2023. No separate press release will be issued by C&SD in respect of the revised GDP figures.

(2) The figures will be released on the same date of the release of the Financial Secretary's "Budget Speech".

政府統計處統計刊物一覽（截至2023年3月31日）

List of Statistical Publications of the Census and Statistics Department (as at 31.3.2023)

名稱	Title	最新期號 * Latest issue *
綜合性統計摘要	General Statistical Digests	
香港統計月刊	Hong Kong Monthly Digest of Statistics	3/2023
香港統計年刊	Hong Kong Annual Digest of Statistics	2022
香港統計數字一覽 (年刊)	Hong Kong in Figures (annual)	2022
人口	Population	
人口估計	Population estimates	
按區議會分區劃分的人口及住戶統計資料 (年刊)	Population and Household Statistics Analysed by District Council District (annual)	2021
香港人口趨勢 1991-2021 (特刊)	Demographic Trends in Hong Kong 1991-2021 (ad hoc)	-
人口普查／中期人口統計	Population Census/By-census	
香港 2021 年人口普查 (特刊)	Hong Kong 2021 Population Census (ad hoc)	
主要結果	Main Results	-
簡要報告	Summary Results	-
短篇文章	Short Articles	-
技術報告	Technical Report	-
主題性報告：少數族裔人士	Thematic Report : Ethnic Minorities	-
主題性報告：內地來港定居未足七年人士	Thematic Report : Persons from the Mainland Having Resided in Hong Kong for Less Than 7 Years	-
主題性報告：居於分間樓宇單位人士	Thematic Report : Persons Living in Subdivided Units	-
主題性報告：單親人士	Thematic Report : Single Parents	-
主題性報告：青年	Thematic Report : Youths	-
主題性報告：長者	Thematic Report : Older Persons	-
主題性報告：兒童	Thematic Report : Children	-
香港 2016 年中期人口統計 (特刊)	Hong Kong 2016 Population By-census (ad hoc)	
主要結果	Main Results	-
簡要報告	Summary Results	-
統計圖解	Graphic Guide	-
技術報告	Technical Report	-
主題性報告：香港的住戶收入分布	Thematic Report : Household Income Distribution in Hong Kong	-
主題性報告：少數族裔人士	Thematic Report : Ethnic Minorities	-

名稱	Title	最新期號 * Latest issue *
主題性報告：內地來港定居未足七年人士	Thematic Report : Persons from the Mainland Having Resided in Hong Kong for Less Than 7 Years	-
主題性報告：居於分間樓宇單位人士	Thematic Report : Persons Living in Subdivided Units	-
主題性報告：單親人士	Thematic Report : Single Parents	-
主題性報告：青年	Thematic Report : Youths	-
主題性報告：長者	Thematic Report : Older Persons	-
性別統計	Gender statistics	
香港的女性及男性 — 主要統計數字 (年刊)	Women and Men in Hong Kong – Key Statistics (<i>annual</i>)	2022
貧窮情況	Poverty situation	
香港貧窮情況報告 (年刊) [^] #	Hong Kong Poverty Situation Report (<i>annual</i>) [^] #	2020
2016 年香港少數族裔人士貧窮情況報告 (特刊) [@] #	Hong Kong Poverty Situation Report on Ethnic Minorities 2016 (<i>ad hoc</i>) [@] #	-
人口推算	Population projections	
香港人口推算 2020-2069 (特刊)	Hong Kong Population Projections 2020-2069 (<i>ad hoc</i>)	-
香港人口生命表 2014-2069 (特刊)	Hong Kong Life Tables 2014-2069 (<i>ad hoc</i>)	-
勞工	Labour	
勞動人口	Labour force	
綜合住戶統計調查按季統計報告	Quarterly Report on General Household Survey	10-12/2022
就業及職位空缺	Employment and vacancies	
就業及空缺按季統計報告	Quarterly Report of Employment and Vacancies Statistics	12/2022
建築地盤就業及空缺按季統計報告	Quarterly Report of Employment and Vacancies at Construction Sites	12/2022
工資及勞工收入	Wages and labour earnings	
由主要承建商填報有關從事公營建築工程的工人的每日平均工資 (月刊)	Average Daily Wages of Workers Engaged in Public Sector Construction Projects as Reported by Main Contractors (<i>monthly</i>)	1/2023
由主要承建商填報有關從事公營建築工程的工人的每日平均工資 (2021 年版數列) (月刊)	Average Daily Wages of Workers Engaged in Public Sector Construction Projects as Reported by Main Contractors (2021 Edition of Data Series) (<i>monthly</i>)	1/2023
工資及薪金總額按季統計報告	Quarterly Report of Wage and Payroll Statistics	12/2022
收入及工時按年統計調查報告	Report on Annual Earnings and Hours Survey	2022

名稱	Title	最新期號 * Latest issue *
對外貿易	External Trade	
商品貿易	Merchandise trade	
香港對外商品貿易 (月刊)	Hong Kong External Merchandise Trade (monthly)	1/2023
香港商品貿易指數 (月刊)	Hong Kong Merchandise Trade Index Numbers (monthly)	1/2023
香港船務統計 (季刊)	Hong Kong Shipping Statistics (quarterly)	Q4/2022
服務貿易	Trade in services	
香港服務貿易統計 (年刊)	Hong Kong Trade in Services Statistics (annual)	2021
國民收入及國際收支平衡	National Income and Balance of Payments	
國民收入	National Income	
本地生產總值 (季刊)	Gross Domestic Product (quarterly)	Q4/2022
本地生產總值 (年刊) #	Gross Domestic Product (annual) #	2022
國際收支平衡	Balance of Payments	
香港國際收支平衡、國際投資頭寸及對外債務統計 (季刊)	Balance of Payments, International Investment Position and External Debt Statistics of Hong Kong (quarterly)	Q4/2022
香港對外直接投資統計 (年刊)	External Direct Investment Statistics of Hong Kong (annual)	2021
物價	Prices	
消費物價	Consumer prices	
消費物價指數月報 ♦	Monthly Report on the Consumer Price Index ♦	2/2023
生產者價格	Producer prices	
工業按季生產者價格指數	Quarterly Producer Price Index for Industrial Sector	Q4/2022
住戶開支	Household expenditures	
2019/20 年住戶開支統計調查及重訂消費物價指數基期 (特刊)	2019/20 Household Expenditure Survey and the Rebasing of the Consumer Price Indices (ad hoc)	-
業務表現	Business Performance	
業務展望	Business prospects	
中小型企業業務狀況按月統計調查報告	Report on Monthly Survey on the Business Situation of Small and Medium-sized Enterprises	2/2023
業務展望按季統計調查報告	Report on Quarterly Business Tendency Survey	Q1/2023
服務業	Services sector	
服務行業按季業務收益指數	Quarterly Business Receipts Indices for Service Industries	Q4/2022
服務業統計摘要按季補充資料 ⁵	Quarterly Supplement to Statistical Digest of the Services Sector ⁵	Q2/2022
服務業統計摘要 (年刊)	Statistical Digest of the Services Sector (annual)	2022

最新期號 *
Latest issue *

名稱	Title	最新期號 * Latest issue *
工業	Industrial sector	
工業生產按季指數	Quarterly Index of Industrial Production	Q4/2022
工業的業務表現及營運特色的主要統計數字 (年刊)	Key Statistics on Business Performance and Operating Characteristics of the Industrial Sector (annual)	2021
進出口貿易、批發及零售業以及住宿及膳食服務業	Import/export, wholesale and retail trades, and accommodation and food services sectors	
零售業銷貨額按月統計調查報告	Report on Monthly Survey of Retail Sales	2/2023
食肆的收入及購貨額按季統計調查報告	Report on Quarterly Survey of Restaurant Receipts and Purchases	Q4/2022
進出口貿易、批發及零售業以及住宿及膳食服務業的業務表現及營運特色的主要統計數字 (年刊)	Key Statistics on Business Performance and Operating Characteristics of the Import/Export, Wholesale and Retail Trades, and Accommodation and Food Services Sectors (annual)	2021
屋宇建築、建造及地產業	Building, construction and real estate sectors	
公營建築工程的工資及材料成本指數 (2003年4月=100) (月刊)	Index Numbers of the Costs of Labour and Materials Used in Public Sector Construction Projects (April 2003=100) (monthly)	12/2022
公營建築工程的工資及材料成本指數 (2021年4月=100) (月刊)	Index Numbers of the Costs of Labour and Materials Used in Public Sector Construction Projects (April 2021=100) (monthly)	12/2022
特選建築材料平均批發價格 (月刊)	Average Wholesale Prices of Selected Building Materials (monthly)	12/2022
建造工程完成量按季統計調查報告	Report on the Quarterly Survey of Construction Output	Q4/2022
屋宇建築、建造及地產業的業務表現及營運特色的主要統計數字 (年刊)	Key Statistics on Business Performance and Operating Characteristics of the Building, Construction and Real Estate Sectors (annual)	2021
運輸、倉庫及速遞服務業	Transportation, storage and courier services sector	
運輸、倉庫及速遞服務業的業務表現及營運特色的主要統計數字 (年刊)	Key Statistics on Business Performance and Operating Characteristics of the Transportation, Storage and Courier Services Sector (annual)	2021
資訊及通訊、金融及保險、專業及商用服務業	Information and communications, financing and insurance, professional and business services sectors	
資訊及通訊、金融及保險、專業及商用服務業的業務表現及營運特色的主要統計數字 (年刊)	Key Statistics on Business Performance and Operating Characteristics of the Information and Communications, Financing and Insurance, Professional and Business Services Sectors (annual)	2021
駐香港的境外公司	Foreign - affiliated companies in Hong Kong	
有香港境外母公司的駐港公司按年統計調查報告	Report on Annual Survey of Companies in Hong Kong with Parent Companies Located outside Hong Kong	2022

名稱	Title	最新期號 * Latest issue *
能源	Energy	
香港能源統計 (季刊)	Hong Kong Energy Statistics (<i>quarterly</i>)	Q3/2022
香港能源統計 (年刊)	Hong Kong Energy Statistics (<i>annual</i>)	2021
創新及科技	Innovation and Technology	
資訊科技在工商業的使用情況和普及程度統計調查報告 (雙年刊)	Report on the Survey on Information Technology Usage and Penetration in the Business Sector (<i>biennial</i>)	2021
香港創新活動統計 (年刊)	Hong Kong Innovation Activities Statistics (<i>annual</i>)	2021
香港 — 資訊社會 (年刊)	Hong Kong as an Information Society (<i>annual</i>)	2022
雜項	Miscellaneous	
從綜合住戶統計調查搜集所得的社會資料第 63 號專題報告書 (特刊) : 殘疾人士及長期病患者	Social Data Collected via the General Household Survey Special Topics Report No. 63 (<i>ad hoc</i>): Persons with disabilities and chronic diseases	-
主題性住戶統計調查第 75 號報告書 (特刊) : 互聯網和個人電腦普及程度 吸煙情況	Thematic Household Survey Report - Report No. 75 (<i>ad hoc</i>): Internet and personal computer penetration Pattern of smoking	-
主題性住戶統計調查第 76 號報告書 (特刊) : 抗菌素耐藥性 語言使用情況	Thematic Household Survey Report - Report No. 76 (<i>ad hoc</i>): Antimicrobial resistance Use of language	-
香港標準行業分類 2.0 版 (特刊) [†]	Hong Kong Standard Industrial Classification (HSIC) Version 2.0 (<i>ad hoc</i>) [†]	-
香港進出口貨物分類表 (協調制度) 2022 年版 (特刊)	Hong Kong Imports and Exports Classification List (Harmonized System) 2022 Edition (<i>ad hoc</i>)	
第一冊: 第一至第十類貨物	Volume One: Commodity Section I - X	-
第二冊: 第十一至第二十二類貨物	Volume Two: Commodity Section XI - XXII	-

註釋：所有政府統計處刊物均備有下載版，用戶可以在統計處網站 (www.censtatd.gov.hk/tc/page_1273.html) 下載。

* Q1、Q2、Q3、Q4 分別代表第 1、第 2、第 3 和第 4 季度。

† 該刊物亦備有印刷版。

^ 報告與政府經濟顧問辦公室合作編製。

⊗ 報告與前經濟分析及方便營商處（由 2018 年 4 月 1 日起易名為政府經濟顧問辦公室）合作編製。

◆ 自 2022 年統計年起，《消費物價指數年報》刊物已與《消費物價指數月報》刊物合併。

§ 本刊物已停止出版。有關統計數字可從統計處網站的相關統計表及/或提供的網頁連結獲取。詳情請參閱統計處網站 (www.censtatd.gov.hk/tc/EIndexbySubject.html?scode=520&pcode=B1080008)。

除標示「#」之刊物分別備有中文版和英文版外，所有刊物均以中、英文對照形式出版。

Notes: All publications of the Census and Statistics Department (C&SD) are available in download version. Users may download publications from the website of C&SD (www.censtatd.gov.hk/en/page_1273.html).

* Q1, Q2, Q3 and Q4 represent the first, second, third and fourth quarter respectively.

† The publication is also available in print version.

^ The report is compiled in collaboration with the Office of the Government Economist.

⊗ The report was compiled in collaboration with the then Economic Analysis and Business Facilitation Unit (renamed as the Office of the Government Economist since 1 April 2018).

◆ Starting from the reference year of 2022, the publication of *Annual Report on the Consumer Price Index* has been combined with the publication of *Monthly Report on the Consumer Price Index*.

§ The issue of this publication has been discontinued. The relevant statistics can be accessed via relevant tables and/or via web links provided on the C&SD's website. For details, please visit the website of C&SD (www.censtatd.gov.hk/en/EIndexbySubject.html?scode=520&pcode=B1080008).

All publications are published in bilingual format, except those marked with “#” which are available in separate Chinese and English versions.

香港特別行政區政府統計處出版
政府新聞處設計封面

Published by the Census and Statistics Department
Cover designed by the Information Services Department
Hong Kong Special Administrative Region Government