



統計發展概要

An Outline of Statistical Development

2017 年版
Edition



政府統計處
Census and Statistics Department
專業統計 服務社會 籌劃未來
We Serve with Quality Statistics
for a Better Future



香港特別行政區 政府統計處
Census and Statistics Department
Hong Kong Special Administrative Region



統計發展概要

An Outline of Statistical Development

2017 年版
2017 Edition

有關本刊物的查詢，請聯絡：

政府統計處 統計資訊服務組

地址：香港灣仔港灣道12號灣仔政府大樓19樓

電話：(852) 2582 4733 圖文傳真：(852) 2827 1708

電郵：gen-enquiry@censtatd.gov.hk

Enquiries about this publication can be directed to：

StatisticcnInformation Services Section

Census and Statistics Department

Address：19/F Wanchai Tower, 12 Harbour Road, Wan Chai, Hong Kong.

Tel.：(852) 2582 4733 Fax：(852) 2827 1708

E-mail：gen-enquiry@censtatd.gov.hk

政府統計處網站 Website of the Census and Statistics Department

www.censtatd.gov.hk

2017年4月出版

Published in April 2017

本刊物只備有下載版

This publication is available in download version only

抱負、使命和價值取向 Vision, Mission and Values

抱負 Vision

提供高質素的統計服務，為香港的社會和經濟發展作出貢獻。

To provide high-quality statistical services, contributing to the social and economic developments of Hong Kong.

使命 Mission

提供充足、切合需要、可靠和及時的統計數據，以協助政府及社會各界進行研究、討論、計劃和決策。

To provide adequate, relevant, reliable and timely statistics to facilitate research, discussion, planning and decision making within the government and in the community.

確保統計數據的編製和發布符合科學原理、專業操守及國際標準。

To ensure that the compilation and dissemination of statistics are in accordance with scientific principles, professional ethics and international standards.

發揚用者為本的文化，確保使用者可以得到有效及方便的服務。

To promote a user-based culture, ensuring that users can obtain effective and convenient services.

價值取向 Values

專業精神 Professionalism

客觀中立 Objectivity and neutrality

成本效益 Cost-effectiveness

尊重私隱 Respect for privacy

與時並進 Progressing with the times

力求卓越 Commitment to excellence

序言 Foreword

本處按年出版這本刊物，扼要地報告政府統計事務體系的工作和發展。政府統計事務體系由政府統計處及設於多個政府決策局及部門的統計組構成。本期簡要敘述於2016/17年度進行的各項統計活動和已預先計劃並即將推行的發展。

本處將於2017年12月紀念成立50周年。一如50周年主題口號「專業統計 服務社會 籌劃未來」所言，本處作為一個以服務為本的部門，一向致力提供充足、切合需要、可靠和及時的統計數據，以協助政府和社會各界進行研究、討論、計劃和決策。

社會對重要課題的統計數據的要求與日俱增，而市民期望得到更佳的服務。面對當前不斷變化的環境，我們會承先啟後、不斷求進，繼續提供優質的統計服務，為香港未來而努力。



政府統計處處長
鄧偉江
2017年4月

This publication is issued annually to provide a brief report on the work and development of the Government Statistical Service, which comprises the Census and Statistics Department (C&SD) and statistical units established in various government bureaux and departments. This issue depicts the main lines of statistical activities in 2016/17 and planned developments in the near future.

C&SD will commemorate its 50th year of establishment in December 2017. As the anniversary slogan "We Serve with Quality Statistics for a Better Future" puts it, the C&SD, being a service-oriented organisation, is committed to providing adequate, relevant, reliable and timely statistics to facilitate research, discussion, planning and decision making within the government and in the community.

There are increasing demands on statistics for important topics and expectations to better serve the community. Going from strength to strength, we will continue to keep in pace with the ever-changing environment and provide quality statistical services for a better future of Hong Kong.

Leslie TANG Wai-kong
Commissioner for Census and Statistics
April 2017

目錄

Contents

頁數
Page

第一部分 政府統計事務體系的 組織及管理

Part 1 Organisation and Administration of the Government Statistical Service

- 1 組織
- 2 財政及人力資源
- 3 法例
- 4 資料發布
- 5 資訊科技的應用
及電子政府措施
- 6 統計研究及質素保證
- 7 與國際和本地統計社群
的關係
- 8 為其他政府決策局及部門提供
的專業協助
- 9 服務市民

- 1 Organisation 8
- 2 Finance and Human Resources 12
- 3 Legislation 16
- 4 Data Dissemination 17
- 5 Application of Information Technology
and E-government Initiatives 22
- 6 Statistical Research and Quality Assurance 24
- 7 Relationship with the International and
Local Statistical Communities 25
- 8 Professional Assistance Rendered to
Other Government Bureaux and Departments 29
- 9 Serving the Community 29

第二部分 統計發展

Part 2 Statistical Developments

- 10 人口
- 11 勞工
- 12 對外貿易
- 13 國民收入及國際收支平衡
- 14 物價
- 15 業務表現
- 16 房屋
- 17 銀行、金融及保險
- 18 策略性規劃
- 19 運輸
- 20 教育
- 21 衛生
- 22 社會福利
- 23 治安
- 24 康樂及文化事務
- 25 食物及環境衛生
- 26 環境
- 27 水務
- 28 專題研究

- 10 Population 42
- 11 Labour 47
- 12 External Trade 53
- 13 National Income and Balance of Payments 57
- 14 Prices 63
- 15 Business Performance 65
- 16 Housing 68
- 17 Banking, Finance and Insurance 69
- 18 Strategic Planning 70
- 19 Transport 71
- 20 Education 72
- 21 Health 75
- 22 Social Welfare 78
- 23 Law and Order 80
- 24 Leisure and Cultural Services 83
- 25 Food and Environmental Hygiene 84
- 26 The Environment 86
- 27 Water Supplies 87
- 28 Topical Studies 88

附件

Annexes

A	2017年1月1日政府統計處的組織表	A	Organisation Chart of the Census and Statistics Department as at 1.1.2017	93
B	統計諮詢委員會	B	Statistics Advisory Board	94
C1	2017年1月1日各政府部門統計職位的分布	C1	Distribution of Statistical Posts in the Government as at 1.1.2017	98
C2	2017年1月1日政府統計處統計職位的分布	C2	Distribution of Statistical Posts in the Census and Statistics Department as at 1.1.2017	100
D	於2016至2017年度根據各制定的普查及統計令進行的統計調查	D	Surveys Conducted in 2016-2017 under Enacted Census and Statistics Orders	102
E	於2016至2017年度進行的自願性質統計調查	E	Voluntary Surveys Conducted in 2016-2017	104
F	2017年政府統計處定期性統計數據發布日期一覽	F	Schedule for Issuing Regular Releases of Statistical Data by the Census and Statistics Department in 2017	106
G	政府統計處刊物一覽 (截至2017年3月31日)	G	List of Publications of the Census and Statistics Department (as at 31.3.2017)	110

1

第一部分 Part One

政府統計事務體系的組織及管理 Organisation and Administration of the Government Statistical Service



政府統計事務體系的組織及管理

Organisation and Administration of the Government Statistical Service

1 組織 Organisation

1.1 政府統計處（統計處）連同設於政府多個決策局及部門的統計組構成政府統計事務體系，是一個提供政府統計服務的網絡。

1.2 概括而言，供一般用途的統計數據，大部分由統計處負責編製。而設於政府不同決策局和部門的統計組，則負責專門用於有關決策局或部門的工作上的統計數據及在統計運用方面提供支援。

1.3 統計處處長是政府的統計事務總顧問，也是政府統計事務體系的主管，一方面管理統計處，另一方面協調各外調統計組的工作，以及監督他們的技術水平。統計處處長屬下有一名副處長及五名助理處長，協助執行職務。

政府統計處

1.4 統計處分為五個部別，每部別由一名助理處長擔任主管。各部別的職責如下：

- (a) **經濟統計(一)部**：負責對外商品貿易統計和價格統計；以及負責出版及資料發布事宜；
- (b) **經濟統計(二)部**：負責按行業劃分的經濟統計，提供數據範圍包括各主要行業的業務表現、營運特徵和服務貿易方面等情況；亦負責科技統計，以及代表香港境外母公司的駐港地區／當地辦事處統計；組織與統計職系人力資源發展有關的活動；以及為其他政府決策局和部門提供統計專業服務；

1.1 The Census and Statistics Department (C&SD) together with statistical units established in various government bureaux and departments forms the Government Statistical Service (GSS), representing a network for the provision of government statistical services.

1.2 Broadly speaking, most general purpose statistics come under the responsibility of C&SD. The statistical units in various government bureaux and departments are responsible for statistics for dedicated use in their respective work and provide necessary support in the application of statistics.

1.3 The Commissioner for Census and Statistics is the government's principal adviser on all statistical matters and the head of GSS. On the one hand, he fulfills his responsibilities by being the head of C&SD and, on the other hand, co-ordinates the work of outposted statistical units and monitors their technical standards. He is assisted by a Deputy Commissioner and five Assistant Commissioners in discharging his duties.

The Census and Statistics Department

1.4 C&SD is organised into five divisions. The functions of the five divisions, each headed by an Assistant Commissioner, are:

- (a) **Economic Statistics Division (1)** : This Division deals with external merchandise trade statistics and price statistics. It also handles publication and data dissemination matters for the department;
- (b) **Economic Statistics Division (2)** : This Division deals with sectoral economic statistics, providing data on such aspects as business performance and operating characteristics of various major sectors as well as trade in services. It also deals with statistics on science and technology, and regional/local offices in Hong Kong representing parent companies located outside Hong Kong; organises human resources development activities for statistical grade staff and provides professional statistical services to other government bureaux/departments;

- (c) **經濟統計(三)部**：負責國民收入統計和國際收支平衡統計；以及為本處內的資訊科技應用提供支援服務；
 - (d) **社會統計部**：負責人口和其他社會統計；籌備及進行人口普查和社會統計調查；以及
 - (e) **勞工統計部**：負責勞工統計和進行就業、勞動人口、薪金總額、工資及人力統計調查。
- (c) **Economic Statistics Division (3)** : This Division deals with national income statistics and Balance of Payments statistics. It also provides support in applications of information technology in the department;
 - (d) **Social Statistics Division** : This Division deals with demographic and other social statistics; plans and executes population censuses and conducts social surveys; and
 - (e) **Labour Statistics Division** : This Division deals with labour statistics and undertakes surveys of employment, labour force, payroll, wages and manpower.



首長級人員

前排左起：處長—鄧偉江先生；副處長—陳萃如女士；

後排左起：助理處長—王惠宜先生、盧潔梅女士、羅翠鳳女士、陳家蓮女士、蕭耀財先生。

Directorate staff

Front (From left) : Commissioner – Mr Leslie TANG Wai-kong;

Deputy Commissioner – Ms Marion CHAN Shui-yu;

Back (From left) : Assistant Commissioners – Mr Osbert WANG Wai-yi, Ms Agnes LO Kit-mui, Ms Iris LAW Chui-fung, Miss CHAN Ka-lin, Mr SIU Yiu-choi.

1.5 此外，有三個科別由副處長直接管轄，分別是技術支援科、發展科和行政科。

1.5 In addition, there are three branches directly supervised by the Deputy Commissioner, namely Technical Secretariat, Development Branch and Administration Branch.

1.6 統計處的組織表見附件A。

1.6 The organisation chart of C&SD is shown in Annex A.

工作方針

1.7 在執行職務時，本處跟隨國際標準和慣用方法。其中一個主要的參照，就是聯合國採納的「官方統計基本原則」。在資料發布方面，本處亦遵守國際貨幣基金組織的「發布數據特別準則」。另外，本處人員亦經常參考國際統計學會訂立的「專業操守宣言」。

1.8 作為一個專業部門，本處重視科學化及專業的形象，辦事方面則持不偏不倚、正直及客觀的態度。在向公眾提供服務時，亦同時重視保持良好服務質素、友善的態度和順暢的溝通。

1.9 有關本處在執行職務時所採用的政策和實踐方法的資料，已上載於聯合國統計司的「國家官方統計的實踐方法」的網站內 (unstats.un.org/unsd/dnss/gp/gpintro.aspx)。這個網站載列參考資料，說明聯合國「官方統計基本原則」的應用，並詳述每個原則背後的基本元素，更就各統計機關為體現這些原則而採取的政策和實踐方法，列舉例子。

其他政府決策局及部門的統計組

1.10 除統計處外，統計人員亦派駐於32個政府決策局及部門（2017年1月1日的數字）。這些統計組的工作範圍包括教育、房屋、衛生、社會福利、治安、運輸和策略性規劃等。外調的統計人員在日常工作上直接向所屬決策局／部門負責，但在有需要時，統計處總部會提供專業意見和協助。外調統計人員的招聘、培訓、調派及晉升等事宜，亦由統計處負責。這安排可保持整個政府在統計工作方面的質素水平。

Guiding principles of work

1.7 In carrying out its various activities, the department follows international standards and practices. In this regard, one of the major references is the Fundamental Principles of Official Statistics adopted by the United Nations. In the area of data dissemination, the department also complies with the Special Data Dissemination Standard of the International Monetary Fund (IMF). In addition, staff of the department also make regular reference to the Declaration on Professional Ethics established by the International Statistical Institute.

1.8 As a professional department, the department places emphasis on a scientific and professional image, and always works with impartiality, integrity and objectivity. At the same time, great importance is attached to good quality of service, friendliness and smooth communication in providing services to the public.

1.9 Information on policies and practices which the department adopts in discharging its duties is uploaded on the website on "Country Practices on National Official Statistics" maintained by the United Nations Statistics Division (unstats.un.org/unsd/dnss/gp/gpintro.aspx). This website provides reference materials to illustrate the application of the United Nations Fundamental Principles of Official Statistics. It elaborates the essential elements behind each of the Principles and provides examples of policies and practices adopted by statistical authorities for implementing the various elements of the Principles.

Statistical units in other government bureaux and departments

1.10 Apart from C&SD, statistical staff are posted to 32 government bureaux/departments (as at 1 January 2017). These statistical units deal with different subject matter areas, including education, housing, health, social welfare, law and order, transport and strategic planning, etc. While staff in outposted statistical units are responsible to the bureaux/departments to which they are posted in respect of the day-to-day work, professional advice and assistance are provided to them by C&SD headquarters when it is deemed necessary. Moreover, the outposted staff come under C&SD in such matters as recruitment, training, posting and promotion. Through this arrangement, the quality standard of statistical work across the government is maintained.

統計諮詢委員會

1.11 為確保統計工作的發展能適當配合社會各界的需要，政府於1972年成立了統計諮詢委員會。該委員會屬於非法定的諮詢團體，由統計處處長擔任主席，委員包括12名非官方委員和3名官方委員。非官方委員來自不同範疇，包括商界、學術界和社會各界的知名專業人士，有廣泛代表性，有助統計處處長綜合數據使用者、數據供應者及統計學家的意見。委員會的官方成員包括規劃署署長、政府經濟顧問和財經事務及庫務局首席助理秘書長（財經事務）（或其代表）。他們代表政府就經濟及社會統計數據方面，提供意見。委員會於2016年6月至2018年5月任期內的委員名單，載列於附件B。

Statistics Advisory Board

1.11 To ensure that the needs of various sectors of the community can be suitably taken into account in the development of government statistical activities, a Statistics Advisory Board was established by the government in 1972. The Board is a non-statutory advisory body chaired by the Commissioner for Census and Statistics and composed of 12 non-official members and 3 official members. Its non-official members consist of established professionals of the business sector, the academia and the community, providing a wide representation to assist the Commissioner in integrating views of data users, data suppliers and statisticians. Director of Planning, Government Economist, and Principal Assistant Secretary for Financial Services and the Treasury (Financial Services) (or representatives) serve as the official members. They represent government interests in regard to statistics on economic and social fronts. Membership of the Board for the session from June 2016 to May 2018 is given in Annex B.



統計諮詢委員會委員對統計事務提供寶貴的意見。
Statistics Advisory Board members provide valuable advice on statistical matters.

香港特別行政區的統計系統

1.12 中華人民共和國政府於1997年7月1日恢復對香港行使主權。香港特別行政區依據「一國兩制」的原則，於該日成立。根據香港特別行政區基本法，香港在回歸後實行高度自治。在統計工作方面，香港特別行政區保留其單獨運作的統計系統，並繼續編製和發布反映香港特別行政區情況的統計數據。統計處只對香港特別行政區政府負責，與中國內地的相應部門並無行政上的關係。

Statistical systems of the Hong Kong Special Administrative Region

1.12 The Government of the People's Republic of China resumed its exercise of sovereignty over Hong Kong on 1 July 1997. On this day, the Hong Kong Special Administrative Region (HKSAR) was established under the "One Country, Two Systems" principle. As stipulated in the Basic Law of HKSAR, Hong Kong would exercise a high degree of autonomy. In respect of statistical work, HKSAR maintains its separate statistical systems and continues to compile and disseminate statistical data about HKSAR. As regards C&SD, it is responsible to the Government of the HKSAR only and there is no administrative relationship between it and the corresponding departments in the mainland of China.

2 財政及人力資源 Finance and Human Resources

編制

2.1 統計人員分別屬於四個職系：統計師職系、統計主任職系、外勤統計主任職系和統計督導職系。統計師職系由統計專業人員組成，負責策劃及管理統計系統和統計項目，並督導其他三個職系人員的工作。統計主任職系人員主要進行統計運算和協助進行統計分析。外勤統計主任職系人員負責進行各項普查及統計調查的外勤工作。統計督導職系人員協助監督處理進／出口報關單及貨物艙單的工作。

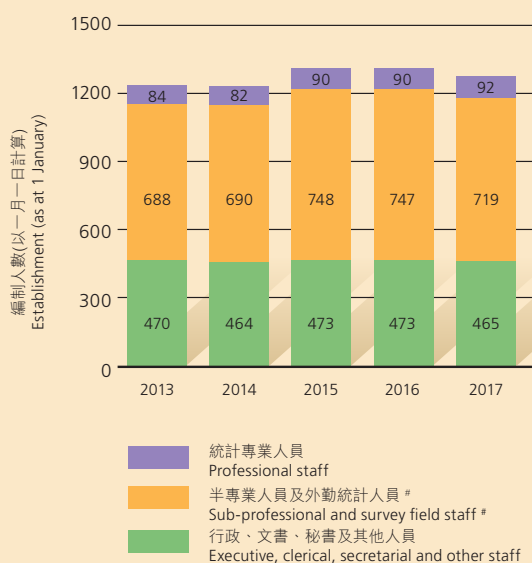
2.2 下圖列出在所示日期統計處的編制人數，以及在其他政府決策局及部門的統計職位數目。在2017年1月1日，統計處的編制人數有1 276人，在其他政府決策局及部門的統計職位則有240個。各類統計職位的分布詳情，載列於附件 C1及C2。

Establishment

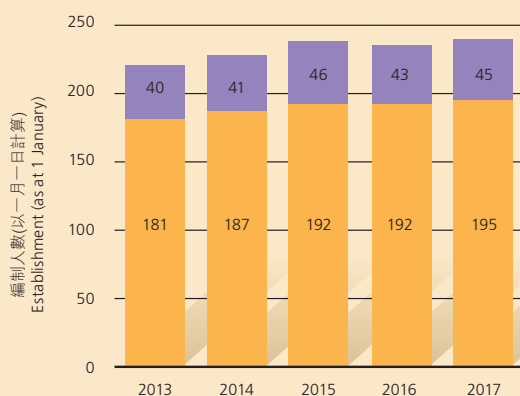
2.1 There are four grades of statistical staff, namely the Statistician grade, the Statistical Officer grade, the Census and Survey Officer grade, and the Statistics Supervisor grade. Professional staff, who constitute the Statistician grade, function as planners and managers of statistical systems and projects, and supervise the work of the other three grades of staff. Staff of the Statistical Officer grade mainly handle statistical computation and assist in statistical analyses. Fieldwork of censuses and surveys is carried out by staff of the Census and Survey Officer grade. Staff of the Statistics Supervisor grade assist in supervising the processing of import/export declarations and cargo manifests.

2.2 The following charts show the establishment of C&SD as at the dates indicated. Figures in respect of statistical posts in other government bureaux and departments are also given. As at 1 January 2017, the establishment of C&SD was 1 276 and the number of statistical posts in other government bureaux and departments was 240. Further details of the distribution of statistical posts are presented in Annexes C1 and C2.

政府統計處的編制*
Establishment of the
Census and Statistics Department*



在其他政府決策局及部門的統計職位編制*
Establishment of Statistical Posts in Other
Government Bureaux and Departments*



* 數字包括編制外職位。
Figures include supernumerary posts.

政府統計處的編制數字包括處內貿易統計科的統計督導職系人員。
Establishment figures of the C&SD include Statistics Supervisor grade staff in the Trade Statistics Branches of the department.

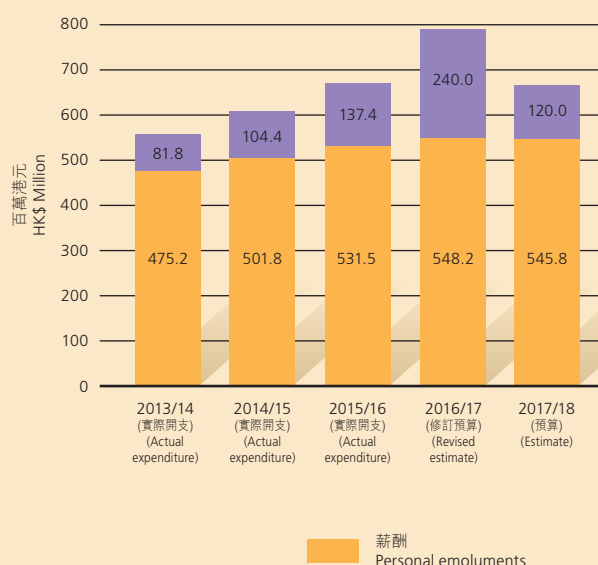
財政

2.3 下圖顯示2013/14年度至2017/18年度的財政數字，以供比較。在2017/18年度統計處的預算開支為6.658億港元，較2016/17年度的修訂預算減少1.224億港元，主要由於進行「2016年中期人口統計」所需的撥款減少。在其他政府決策局及部門的統計人員預算薪酬為1.189億港元。

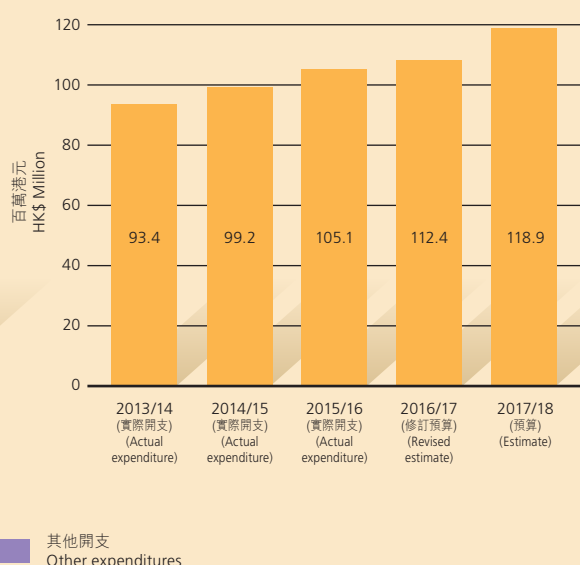
Finance

2.3 The following charts give comparative financial figures for the period 2013/14 to 2017/18. The expenditure of C&SD in 2017/18 is estimated to be HK\$665.8 million, representing a decrease of HK\$122.4 million as compared to the revised estimate for 2016/17. The decrease is mainly due to the reduced provision for conducting the 2016 Population By-census (16BC). The personal emoluments of statistical staff in other government bureaux and departments are estimated to be HK\$118.9 million.

政府統計處的財政數字
Financial Figures of the
Census and Statistics Department



在其他政府決策局及部門的統計人員薪酬
Personal Emoluments of Statistical Staff
in Other Government Bureaux and
Departments




員工培訓及發展

2.4 本處十分重視發展其人力資源的潛能，因而制定了一系列培訓及發展項目。推行這些項目的主要目的，是培育員工成為協助本處有效運作的一員，使他們在執行職務時能達致最佳表現，從而建立一支能幹、充滿活力、勇於承擔和積極進取的工作隊伍。

Staff training and development

2.4 The department attaches great importance to developing its human resources to their full potential through instituting a range of training and development (T&D) programmes for its staff. The primary objective of these programmes is to nurture people to maximise individual performance for the effective functioning of the department, thus bringing about a versatile, dynamic, resilient and motivated staff force in the department.



2.5 本處的培訓及發展活動涵蓋以下各個不同層面，務使員工能具備多方面的才能：

- (a) 統計知識（包括理論和實踐方面）；
- (b) 統計管理；
- (c) 一般管理；
- (d) 對特定課題的認識；
- (e) 資訊科技的應用；以及
- (f) 語文及溝通技巧。

2.6 本處的培訓及發展項目大部分由本處自行舉辦或與其他專業團體合辦，另有一些是由私營培訓機構提供的。以某些與專業知識有關的培訓為例，本處會委派員工參加分別在本地及海外舉行的課程／工作坊、座談會及會議，以鼓勵他們與本處以外的統計學家及統計工作者分享經驗及交流心得。

2.5 In order to meet the objective of achieving multiple skills by the staff, the T&D programmes of the department cover the following areas :

- (a) Statistical knowledge, both in theory and practice;
- (b) Statistical management;
- (c) General management;
- (d) Subject matter knowledge;
- (e) Application of information technology; and
- (f) Language and communication skills.

2.6 Most of the department's T&D programmes are run in-house or in collaboration with other professional bodies while some others are organised by training institutions in the private sector. For professional subjects in particular, staff are sent to attend training courses/workshops, seminars and conferences held locally and overseas respectively. These activities will go a long way in facilitating the sharing of experience and exchange of ideas with scholars and practitioners in statistics outside the department.



本處員工參加在本地及海外舉行的培訓課程，以鞏固及增進他們的知識。

Staff attend training courses held locally and overseas to facilitate their knowledge consolidation and enhancement.

2.7 除正規的訓練課程外，本處亦安排一些輔助計劃，以便員工能透過分享經驗，鞏固及增進知識，從而提升各項正規培訓及發展活動的有效性。同樣地，本處也鼓勵員工在其辦公地點舉行一些定期以及不定期的組別會議及討論，以啟發可優化機構管理及發展的創新意念。

2.7 Besides formal programmes, supplementary schemes are also in place to facilitate knowledge consolidation and enhancement among staff members through participation in sharing sessions in their workplace, which in turn help enhance the effectiveness of various formal T&D activities. For similar purposes, regular and ad hoc sectional meetings and discussions are held at the workplace for generating innovative ideas essential to organisational management and advancement.



本處定期為員工舉辦不同類型的培訓課程及交流論壇，以進一步提升他們的統計知識及發展他們的工作潛能。
The department organises various training courses and forums for the staff regularly to further enhance their statistical knowledge and develop their work potential.

2.8 本處多年來致力於員工培訓及人力資源的發展，以提升各項統計工作的人力支援，在2016年獲邀參與由僱員再培訓局舉辦的「ERB人才企業嘉許計劃」，並獲頒發「人才企業」榮譽及獲授權於2016年4月至2018年3月期間使用「人才企業」標誌，以確認本處在人才培訓和發展方面的卓越表現。

2.8 In view of the department's devotion and commitments in staff training and human resources development throughout the years for enhancing the manpower support to its statistical work, the Employees Retraining Board (ERB) invited the department to participate in the "ERB Manpower Developer Award Scheme" in 2016. The department has subsequently been awarded the status of Manpower Developer and authorised to use the Manpower Developer Logo during April 2016 to March 2018 in recognition of the department's outstanding achievements in manpower training and development.



本處參與由僱員再培訓局舉辦的「ERB人才企業嘉許計劃」，獲頒發「人才企業」榮譽，以確認本處在人才培訓和發展方面的卓越表現。

The department has participated in the "ERB Manpower Developer Award Scheme" organised by the Employees Retraining Board and has been awarded the status of Manpower Developer in recognition of its outstanding achievements in manpower training and development.

3 法例 Legislation

3.1 《普查及統計條例》是規管本處工作的主要法例，授權統計處處長進行人口普查及強制性質或自願性質的統計調查。就人口普查及強制性質的統計調查而言，《普查及統計令》以清晰明確的字眼，描述有關普查或統計調查涵蓋的範圍和調查的項目，並規定受訪者必須提供統計令訂明的資料。至於自願性質的統計調查，本處會在展開統計調查前在政府憲報刊登公告。此外，《普查及統計條例》規定任何個人、住戶或公司的資料必須保密。這項保障條文適用於強制性質及自願性質的統計調查，有助取得受訪者合作，提供所需資料。附件D及E分別載列根據《普查及統計令》進行的統計調查，以及在2016至2017年度進行的自願性質的統計調查。

3.2 貿易統計是本處一項重要的工作。根據《進出口條例》的規定，把物品進口或出口（除豁免報關物品外）的人士必須依時及準確地填報進／出口報關單，以提供編製貿易統計數字所需的主要數據。

3.3 上述的法例賦予統計處明確及獨立的身分，搜集、分析及發布統計資料。雖然統計處是政府內的一個部門，但卻有別於其他負責制定和執行政策的部門。這獨特的身分，讓本處執行工作時更為便利，予人處事公正及客觀的形象。

3.1 The main legislation governing the work of the department is the Census and Statistics Ordinance, which empowers the Commissioner for Census and Statistics to carry out censuses of population and statistical surveys of mandatory or voluntary nature. For population censuses and mandatory statistical surveys, respondents are required to provide information as specified and promulgated under relevant Census and Statistics Orders which describe in clear and explicit terms details of the survey coverage and items of enquiry in the relevant population censuses or mandatory surveys. For voluntary surveys, advance announcement of their implementation has to be made through notifications in the Government Gazette. The Census and Statistics Ordinance contains provision for protection of confidentiality of information in regard to individual persons, households or companies. The provision, which applies to surveys of both mandatory and voluntary nature, is important in securing cooperation of respondents to supply the enquired data. A list of surveys conducted under enacted Census and Statistics Orders and a list of voluntary surveys conducted in 2016-2017 are given respectively in Annexes D and E.

3.2 Trade statistics constitute a very important part of the work of the department. The Import and Export Ordinance stipulates that persons who import or export articles (other than exempted articles) are required to submit import/export declarations, which provide the main data for compiling trade statistics, in a timely and accurate manner.

3.3 Through enactment of the above Ordinances, C&SD is designated with a clear and independent role in collecting, analysing and disseminating statistical information. While being a government department, C&SD is to be distinct from other departments of the government responsible for policy making and enforcement activities. Such a particular identity enables the department to carry out its work smoothly, fostering an image of impartiality and objectivity.

4 資料發布 Data Dissemination

資料發布

4.1 本處編製及發布統計數據時，會盡量採用由國際組織頒布及廣受接納的統計定義、概念和方法，以及分類制度。這些國際組織包括聯合國、國際勞工組織和國際貨幣基金組織等。採用國際接納的標準，有助確保本處所編製的統計數據維持一定的質素水平，並可與其他經濟體的數據互相比較。

4.2 本處以發布可信的統計數據及必須保障個別公司、住戶或個人資料保密作為大前提，採用不同的形式發布統計調查結果及各個統計系統所編算的統計數字。本處會視乎情況盡量提供統計數據的時間數列，以便使用者進行分析，同時亦會在合適的情況下，於提供原數列時，一併提供經季節性調整的統計數據。中文和英文都是香港的法定語文，兩者的應用均十分普遍。因此，本處以不同形式發布數據時均採用雙語，包括統計報告和本處的網站等。

發布數據特別準則

4.3 在發布經濟及金融統計數字方面，本處以國際貨幣基金組織在1996年正式訂立的「發布數據特別準則」為實務指引。

4.4 國際貨幣基金組織於1997年4月接納香港簽署「發布數據特別準則」。這表示本處在發布經濟及金融數據方面會遵守有關的國際標準，包括數據的範圍、周期性、及時性、誠信性、質素及數據開放予公眾的程度各方面的標準。

4.5 在2010年3月，國際貨幣基金組織通過擴大「發布數據特別準則」的建議，包括以鼓勵性質，引入七個反映金融健全指標及按剩餘期限分析的對外負債統計，同時規定在四年過渡期內，即2014年或以前，由原本按年轉為按季發布國際投資頭寸數據，滯後時間最多

Data dissemination

4.1 The department follows closely the widely accepted definitions, concepts and methods on statistical matters and classification systems promulgated by international organisations such as the United Nations, International Labour Organization and International Monetary Fund (IMF) in compiling and disseminating statistics. The adoption of internationally accepted standards helps ensure a definite level of quality in the statistics compiled and comparability with statistics of other economies.

4.2 Results of statistical surveys and statistics derived from various statistical systems of the department are disseminated in different forms, subject to consideration of reliability of the statistical data concerned and the need to preserve confidentiality of data pertaining to individual firms, households or persons. Time series of statistics are presented wherever appropriate to facilitate analysis by users. Seasonally adjusted statistics are also presented as far as practicable in addition to the original series. Chinese and English are both official languages in Hong Kong, and both are indeed popular in use. Accordingly, bilingualism is adopted in various forms of data dissemination including statistical reports and the department's website.

Special Data Dissemination Standard (SDDS)

4.3 In respect of dissemination of economic and financial statistics, the IMF's SDDS, which was formally established in 1996, serves as a practical guide.

4.4 In April 1997, IMF accepted Hong Kong's subscription to SDDS. The department has undertaken to follow international standards regarding the coverage, periodicity, timeliness, integrity and quality of disseminated data and access by the public in respect of economic and financial data.

4.5 In March 2010, IMF endorsed the proposals to broaden SDDS by including seven financial soundness indicators and external debt statistics analysed by remaining maturity on an encouraged basis, while prescribing the quarterly (instead of annual) reporting of International Investment Position (IIP) data at a maximum time lag of one quarter, to be implemented within a four-year transition period which should end in 2014. Hong Kong

為一個季度。香港已在2010年6月發布2010年第1季統計期的首套按季國際投資頭寸統計，完全符合「發布數據特別準則」的新規定。

4.6 香港在某些範疇上更超越了有關的標準。有關香港經濟及金融統計的編製方法和發布安排，詳盡地載列於「發布數據準則告示板」(dsbb.imf.org)上。

disseminated the first set of quarterly IIP statistics in June 2010 for the reference period of the first quarter of 2010, which fully met the new prescribed requirement of the SDDS.

4.6 Hong Kong has even exceeded the SDDS requirements in certain areas. Details regarding the compilation methods and dissemination practices of Hong Kong's economic and financial statistics are posted on the Dissemination Standards Bulletin Board (dsbb.imf.org).



「發布數據準則告示板」載列有關香港經濟及金融統計的編製方法和發布安排。

The Dissemination Standards Bulletin Board contains the details regarding the compilation methods and dissemination practices of Hong Kong's economic and financial statistics.



發布數據的方法

4.7 為切合數據使用者的不同需要，本處透過多種媒體發布官方統計數字，以符合易於獲取和迅速傳遞的服務原則。

4.8 本處會就大眾關注的統計數據向傳播媒介發出新聞稿，並且在每年9月公布下一曆年115個定期公布的統計數列的新聞發布時間表。發布時間表同時上載至本處的網站 (www.censtatd.gov.hk)，供市民參考。2017年的時間表載於附件F。過往，除特別情況如在非常惡劣的天氣下須暫停辦公外，本處所有新聞稿均按照原定的日期發布。

Means of data dissemination

4.7 In meeting the divergent needs of data users, the department disseminates official statistics through different media, emphasising the service principles of friendly access and prompt delivery.

4.8 For statistics of common interest, the department issues press releases to the media. The schedule for issuing 115 press releases of regular nature for each calendar year is made known to the media in September of the preceding year. The schedule is also available to the general public for reference on the department's website (www.censtatd.gov.hk). The 2017 schedule is given at Annex F. In the past, except for such circumstances as very adverse weather conditions leading to temporary closure of business, all releases were made exactly on the scheduled dates.

4.9 所有新聞稿在發布後隨即上載至統計處網站，方便本地及世界各地的人士獲取最新的香港統計數據。一些為大眾所認識的常用統計數字也可在網站內的「香港統計資料」獲取。

4.10 至於較詳細的統計數字，則連同其涵蓋範圍、定義、方法和資料來源刊載於本處出版的刊物。現時，本處定期出版的刊物約有50種，總計每年出版約170期。此外，本處亦就社會關心的課題出版專題刊物。

4.11 本處自2006年6月起推行免費下載政策，讓統計數據使用者透過統計處網站免費下載本處的統計刊物和詳細統計表。除了最新出版的刊物外，過往出版的各期刊物也可以從網站免費下載。

4.9 All press releases are posted on the C&SD website shortly after their release, making up-to-date statistics readily accessible to the local public and the international community. Statistics which should be of general public knowledge are also uploaded on the website under the "Hong Kong Statistics" section.

4.10 More detailed statistics, together with their coverage, definitions, methodology and sources of data, are readily available to the public in the publications. Currently, the department publishes about 50 titles of regular publications, amounting to about 170 issues each year. Ad hoc publications on topics of current interest to the community are also published.

4.11 The department has implemented free download policy since June 2006, enabling statistics users to download publications of the department and detailed statistical tables free of charge via the C&SD website. In addition to the latest releases, back issues of all publications are also available for free download.



為方便數據使用者，本處採用多種渠道發布官方統計數字。本處亦歡迎市民查詢更詳細的統計數字。

To facilitate data users, the department disseminates official statistics through different channels. Enquiries on more detailed statistics are also welcome.

4.12 自免費下載政策於2006年6月實施後，本處檢討了印製統計刊物的安排，並分階段減少刊物印刷版的數量，以節省成本和保護環境。由2012年開始，本處所有定期刊物（財政預算案的輔助文件（包括《香港統計數字一覽》）除外）的印刷版已經停止印製，只有少數特刊會印製印刷版。

4.12 Following the implementation of the free download policy in June 2006, the department has reviewed the printing arrangement for its publications and reduced the number of print versions by phase to save costs and protect the environment. Production of the print versions of regular publications of the department [except Budget supporting documents, including Hong Kong in Figures] has been completely ceased starting from 2012. Print versions are only available for a few ad hoc publications.

4.13 倘若使用者未能從本處的產品或網站獲得所需的統計數字，可隨時向本處人員查詢。此外，市民亦可以親臨本處的貿易統計數據服務中心（地址：香港灣仔港灣道12號灣仔政府大樓19樓），獲取詳細的貿易統計數字。

4.13 Users are welcome to approach staff of the department for assistance in case the statistics they need are not accessible from the products or website of the department. Besides, users may visit the Service Centre on Trade Statistics (Address : 19/F, Wanchai Tower, 12 Harbour Road, Wan Chai, Hong Kong) to obtain detailed trade statistics when needs arise.



市民親臨本處的貿易統計數據服務中心獲取詳細的貿易統計數字。
Users visit the Service Centre on Trade Statistics to obtain detailed trade statistics.

政府統計處網站 (www.censtatd.gov.hk)

4.14 統計處的網站是瀏覽人數眾多的香港特別行政區政府網站之一。網站提供最新的本地主要社會和經濟數據，以及統計發展的最新資訊。此外，本處的網站亦是一個入門網站，方便互聯網用戶查閱其他政府決策局和部門所編製的官方統計數據。

The website of the Census and Statistics Department (www.censtatd.gov.hk)

4.14 The C&SD website is a popular website of the Government of the HKSAR. It provides Internet users with up-to-date statistics covering major social and economic aspects of Hong Kong as well as information on recent statistical developments. It also serves as a portal of official statistics compiled by other government bureaux and departments.

4.15 本處不斷強化部門網站，希望更能滿足用戶的需要。為響應政府以數碼格式發放公共資料的新措施，所有在統計處網站上發布的統計表、圖表和新聞稿，以及大部分統計刊物，均已載列在政府「資料一線通」(DATA.GOV.HK)上，供公眾免費下載和再用，作商業及非商業的用途。此外，本處正逐步將目前以PDF格式刊載在統計報告內的統計數字，加設機器可閱讀格式(XLS或XML)。

4.15 The department's website has been continuously enhanced to better serve users' needs. To support the government's initiative on releasing public sector information in digital format, all statistical tables, charts and press releases as well as most statistical publications available on the C&SD website have been listed on DATA.GOV.HK for free download and re-use by the public for both commercial and non-commercial purposes. Moreover, statistical datasets in machine readable format (XLS or XML) are being made available in the website progressively to provide the statistics currently published in PDF format in statistical reports.



政府「資料一線通」(DATA.GOV.HK) 載列本處網站上發布的所有統計表、圖表和新聞稿以及大部分統計刊物。
The government website DATA.GOV.HK contains all statistical tables, charts and press releases as well as most statistical publications available on the department's website.

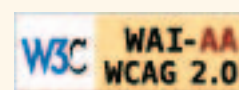


4.16 本處亦推出網上互動數據發布服務，供數據使用者就人口普查及中期人口統計所得的結果自行編製所需的統計表及圖。「2011年人口普查」互動數據發布服務提供一個方便易用的介面，使建立統計表的程序更為簡單及互動，並可與「2006年中期人口統計」及「2001年人口普查」的有關結果進行比較。本處計劃在2017年下半年推出「2016年中期人口統計」的互動數據發布服務，有關介面將引入新功能，讓使用者可更便捷地製作統計表及圖。

4.16 The Interactive Data Dissemination Service (IDDS) was launched to enable data users to build statistical tables and charts based on results of the population censuses/by-censuses in accordance with their own specifications. The IDDS of the 2011 Population Census provides a user-friendly interface to make table-building much easier and more interactive, and to make comparison with similar results of the 2006 Population By-census and the 2001 Population Census. The IDDS of the 16BC, with additional functions provided to the interface to facilitate efficient production of statistical tables and charts, is planned to be launched in the second half of 2017.

4.17 本處網站已符合萬維網聯盟公布的《無障礙網頁內容指引》2.0版AA級別的無障礙網頁要求，以方便不同社群（包括殘疾人士）在網上獲取統計資訊。

4.17 The department's website has conformed to Level AA standard of the Web Content Accessibility Guidelines (WCAG) Version 2.0 promulgated by the World Wide Web Consortium (W3C). This facilitates different community groups, including persons with disabilities, to obtain statistical information online.



擴展數據發布的途徑

4.18 一直以來，本處與私營的數據代理機構及資訊服務提供者緊密合作，把香港官方統計數據併入該等機構的增值資訊產品及應用系統內，當中包括「地理資訊系統」地圖、經濟及財經數據服務產品等。這是在傳統以外的一種數據發布途徑，有助本處接觸數據代理機構的客戶，向他們推廣官方統計數據的應用。

Extension of channels of data dissemination

4.18 The department has been making close collaboration with data agencies and information providers in the private sector in incorporating official statistics about Hong Kong in their value-added information products and applications, which include Geographic Information System (GIS) mapping, economic and financial data products, etc. This is an extension of the conventional dissemination channels, enabling the department to reach out to the clients of these data agencies for promoting the use of official statistics.

5 資訊科技的應用及電子政府措施

Application of Information Technology and E-government Initiatives

資訊科技在統計工作的應用

5.1 本處在各項統計程序中廣泛應用資訊科技，包括抽樣框的整理、資料搜集，以及數據處理、分析和發布。先進科技的應用包括以「電腦輔助電話訪問」技術進行統計調查、運用「地理資訊系統」支援外勤工作，以及經由互聯網進行資料搜集及提供不同的電子化統計服務。本處已於2016年在搜集數據方面應用流動技術，包括在「2016年中期人口統計」中使用流動裝置進行面談訪問，並用作搜集價格數據，供編製消費物價指數。本處在內部亦已建立「知識管理支援系統」，讓同事透過一個虛擬的協作平台工作、分享和學習。

Information Technology (IT) applications in statistical work

5.1 IT is applied extensively throughout the statistical processes including sampling frame maintenance, data collection, data processing, data analysis and data dissemination. Advanced applications include the use of Computer-Assisted Telephone Interviewing (CATI) technique for conducting survey interviews, the deployment of GIS to support fieldwork and the use of Internet for data collection and provision of various electronic statistical services. The department has deployed mobile technology in data collection in 2016, including the use of mobile devices in conducting face-to-face interviews in the 16BC and price data collection for compiling Consumer Price Index. Internally, a Knowledge Management Support System has also been implemented to enable colleagues to work, share and learn virtually on a collaborative platform.

電子政府措施

5.2 本處的電子政府措施集中於數據發布、資料搜集和申請統計服務的應用等三個主要業務範疇，以及內部運作上的發展。總括而言，本處所有適用於電子模式傳送資料的統計服務已提供電子化模式，供使用者選擇。

E-government initiatives

5.2 Regarding e-government initiatives, the department focuses on the development in three main business areas, namely data dissemination, data collection and application for statistical services, as well as internal operations. In general, e-options have been provided for all statistical services amenable to the electronic mode of delivery.

5.3 在數據發布方面，本處不斷提升其網站的功能，使用家可以更方便快捷地獲得網站內所需要的統計數據及其他有用資訊。免費下載政策的推行是本處發布數據的重要里程碑，本處期望藉此進一步提高市民對統計的認知，並讓社會各界充分掌握資訊以作決定。

5.3 In the area of data dissemination, the department has continuously enhanced its website to facilitate users to obtain their required statistics and other useful information on the website more conveniently and efficiently. The implementation of the free download policy represents an important milestone of the department in data dissemination, further contributing to promoting statistical literacy and informed decision making in the community.

5.4 電子政府的發展亦有助本處的資料搜集工作。自2001年起，本處所有適用於電子模式傳送的統計調查問卷經已備有電子版本。此外，本處的網上問卷系統已於2016年12月開始運作，進一步推廣電子報表的使用，及便利受訪者在統計調查中填報資料。

5.5 至於申請統計服務方面的電子政府發展，本處已在其網站上為不同統計服務提供電子表格，方便市民使用。

5.6 本處亦已開發多個「政府與政府」應用系統、政府內部的「政府與僱員」應用系統及辦公室自動化應用系統，以提升內部運作的效率。

資訊科技策略

5.7 資訊科技日新月異，為統計工作帶來新的契機，從而提高工作效率、推動業務流程重組和系統整合。根據資訊科技策略研究的建議，本處已推行多項策略性計劃，以支援知識管理、建設數據處理和分析的綜合平台、更新現有系統、建設一套本處通用的產品製作系統、建立一個本處通用的數據搜集平台（包括使用「電腦輔助電話訪問」技術以及網上問卷），以及提升資訊科技的基礎設施。

5.4 E-government developments have also facilitated the collection of data by the department. Electronic questionnaire templates have been made available for all statistical surveys amenable to the electronic mode of delivery since 2001. Besides, the department has put into production an online questionnaire system in December 2016 to further promote the usage of e-reporting and to facilitate respondents in reporting data to statistical surveys.

5.5 As for e-government developments in the application for statistical services, e-forms are available on the department's website for application for various statistical services.

5.6 A number of Government-to-Government (G2G) services, Government-to-Employee (G2E) services and office automation applications have also been developed to enhance internal operation efficiency.

IT strategies

5.7 IT advancement opens up new application opportunities in statistical work for efficiency improvement, business process re-engineering and systems integration. A number of strategic IT projects recommended in the Information Systems Strategy Study have been launched by the department to support knowledge management, establish a common data processing and analysis platform, overhaul existing systems, set up a department-wide output production system, implement department-wide data capturing platform (including the use of CATI technology and online questionnaire), and enhance the IT infrastructure.



本處應用的「電腦輔助電話訪問」技術以及網上問卷有助提高統計調查工作的效率。

The Computer-Assisted Telephone Interviewing technique and online questionnaire adopted by the department helps enhance efficiency in conducting statistical surveys.

5.8 本處的「資訊科技督導小組」負責本處的資訊科技整體發展方向，其下設有「資訊科技管理小組」及「資訊科技用戶工作小組」。前者負責監督與資訊科技管理和策劃相關的活動，後者則提供一個平台讓用戶參與計劃資訊科技在統計工作中的發展。這些核心小組協力促使本處資訊科技工作的管理更加集中，並確保資訊科技的發展符合業務所需及配合政府資訊科技整體策略（包括電子政府策略）。

5.8 The overall IT direction of the department is steered by the departmental IT Steering Group (ITSG). Working under ITSG are the IT Management Unit and IT User Working Group. The former is responsible for overseeing IT management and planning of the related activities while the latter provides a platform for users to take part in planning IT development in statistical work. These core establishments work closely together to facilitate more centralised management of the department's IT work and ensure the alignment of IT developments with business needs and the overall government IT strategy (including the e-government strategy).

6 統計研究及質素保證 Statistical Research and Quality Assurance

6.1 本處對其他政府統計機關及國際組織所應用的統計技術和統計管理方法進行研究，以尋求合適方法應用於本地官方統計工作中。研究重點包括統計質素保證、數據發布方法及受訪者負擔管理等。

6.1 The department undertakes studies on statistical techniques and statistical management methods employed by other government statistical authorities and international organisations, with a view to identifying appropriate practices for possible adoption in local official statistical work. Areas of study include statistical quality assurance (QA), data dissemination practices and respondent burden management, etc.

6.2 本處不斷致力履行提供高質素統計服務的承諾。為此，本處設立了一套檢定計劃，透過自我評估及由第三者獨立檢定相關的統計程序，鞏固各個統計系統的質素保證機制。在檢定過程中，本處參照國際經驗，以確保所有統計數據的編製和發布均符合科學原理、專業操守及國際標準。

6.2 Continued and dedicated effort is made by the department in meeting the pledge of providing high-quality statistical services. A review programme of the QA mechanism of various statistical systems has been established involving both self-assessment and independent third-party review of the statistical processes concerned. In the review process, the department draws upon international experience and strives to ensure that statistics are compiled and disseminated in accordance with scientific principles, professional ethics and international standards.

6.3 本處亦開發了一套統計數據質素評估框架，透過一系列質素指標，就主要的統計數據進行質素評估。依照這個框架，各統計系統的專業人員定期對所負責的統計數據的質素水平作自我評估，從而找出需要改進的地方，並擬定強化有關統計系統的具體行動計劃。自2009年起，本處參考國際的慣常做法，定期檢討及加強會影響數據準確度的統計程序的質素保證機制。

6.3 The department has also developed a Data Quality Assessment Framework for assessing the quality of the key statistical data through a set of quality indicators. Based on this framework, subject matter professionals perform self-assessment of the quality level of their responsible statistical products regularly with a view to identifying areas for improvement and delineating concrete action plans for enhancing the corresponding statistical systems. The department has regularly reviewed and strengthened the QA mechanism on statistical processes which have impact on data accuracy with reference to international practices since 2009.

6.4 此外，為進一步確保發布的統計數據的準確性，本處從2010年年中開始推行一項審查計劃。在該計劃下，本處

6.4 As a further step to assure the accuracy of the published statistics, the department has implemented an audit programme starting from mid-2010. Under this programme, an independent

的一支專責質素保證檢定的獨立隊伍正對各主要統計系統內每個與數據準確度有直接影響的統計程序所採取的質素保證措施，進行一連串的內部審查。

6.5 為確保本處進行的各項統計調查的數據質素，一套有效的外勤工作管理系統是十分重要的。在2013年，本處聘用一家私營顧問公司對外勤工作管理系統進行全面檢討。顧問公司已廣泛諮詢不同職系和級別的員工，從而了解外勤工作的主要問題和挑戰，尤其是與「綜合住戶統計調查」有關的部分，並參考國際及本地外勤工作管理的做法和其他相關資料，顧問公司於2014年年中提出一系列涵蓋短期、中期和長期的改善建議，並提議一個落實執行的路線圖。在現今階段，大部分的改善措施已順利落實進行。

QA team of the department conducts a series of internal audits on the QA measures of each of the statistical processes having direct impact on data accuracy for major statistical systems.

6.5 For ensuring data quality in various surveys conducted by the department, it is essential that an effective fieldwork management system is in place. The department commissioned a private consultancy firm to conduct a comprehensive review of its fieldwork management system in 2013. After consulting staff of different grades and ranks to understand the major issues and challenges of fieldwork, especially those related to General Household Survey (GHS), and making reference to international and local practices in fieldwork management and other relevant information, the consultant put forth a series of recommendations in mid-2014 for improvement in the short, medium and long term and a proposed roadmap for implementation. As at to date, majority of the improvement measures have been successfully implemented.

7 與國際和本地統計社群的關係

Relationship with the International and Local Statistical Communities

國際會議和交流訪問

7.1 要掌握國際統計社群的最新發展，本處的統計專業人員多年來一直積極參與有關的國際會議、工作坊、研討會及工作小組。此外，本處的統計專業人員與其他統計機構亦不時作交流訪問，就不同的技術性項目進行討論及交流意見和經驗。

International conferences and exchange visits

7.1 To keep abreast of developments in the international statistical community, statistical professional officers of the department have been actively participating in international conferences, workshops, seminars and working groups. There are also exchange visits between statistical professional officers of the department and other statistical agencies to discuss and exchange views and experience on a variety of technical issues.



為提高專業水準和擴闊國際視野，本處不斷致力加強與國際組織和其他經濟體的統計機構的技術交流和合作。

To raise professional standard and broaden international perspective of staff, the department has been making continuous efforts in stepping up technical exchanges and collaboration with international organisations and statistical agencies in other economies.





與中國內地的統計合作和交流

7.2 香港與中國內地在發展和協調統計事宜方面的聯繫日趨緊密。為有助日後安排雙方合作和交流統計事宜，中華人民共和國國家統計局與本處於2003年就定期與內地統計機關接觸達成協議。該協議就國家統計局（包括其省級和市級的附屬局）和本處的互訪安排釐定程序和原則。

7.3 此外，根據中華人民共和國海關總署與本處在2000年簽訂的合作方案，雙方會就商品貿易統計互相提供數據，並交流統計方法和統計實務經驗。

Statistical cooperation and exchanges with the mainland of China

7.2 There have been increasingly closer ties between Hong Kong and the mainland of China in the development and coordination of statistical matters. To facilitate future arrangements for cooperation and exchanges on statistical matters with statistical authorities in the mainland of China, an agreement on regular contacts was signed between the National Bureau of Statistics (NBS) of the People's Republic of China and the department in 2003. The agreement lays down procedures and principles to be followed by the subordinating bureaux of NBS at the provincial and city levels when pursuing exchange visits with the department.

7.3 Moreover, according to the cooperation programme agreed between the Customs General Administration of the People's Republic of China and the department in 2000, merchandise trade statistics would be provided to each other, and views on statistical methods and practical experience would be exchanged.





本處不時與中國內地統計機關進行專業交流活動，以了解雙方最新的統計發展，並就統計事宜交流意見和經驗。

The department has professional exchanges with statistical authorities in the mainland of China occasionally, to learn more on the latest statistical development of both parties, and share views on and experiences in various statistical matters.

參與國際統計組織事務

7.4 為保持和促進與國際知名組織及先進經濟體的統計機構之間的雙邊關係，本處多名統計專業人員兼任一些國際統計組織的成員或委員會的主管人員，積極參與會務。舉例來說，統計處處長鄧偉江先生同時是國際官方統計協會執行委員會（2015至2017年）及2017國際比較項目亞洲及太平洋地區區域諮詢委員會的委員；經濟統計（二）部助理處長蕭耀財先生是聯合國亞洲及太平洋經濟社會委員會轄下的經濟統計區域方案指導小組的成員；社會統計部助理處長羅翠鳳女士是美洲及亞太地區普查和統計局長協會的董事局成員。

Participating in affairs of international statistical organisations

7.4 To maintain and develop strong bilateral relationships with statistical offices of renowned international organisations and advanced economies, some statistical professional officers of the department are active members or office holders of certain international statistical organisations. For instance, Mr Leslie TANG Wai-kong, Commissioner for Census and Statistics, is a member of both the Executive Committee of the International Association for Official Statistics (2015-2017) and the Regional Advisory Board for the 2017 International Comparison Program for Asia and the Pacific region; Mr SIU Yiu-choi, Assistant Commissioner of the Economic Statistics Division (2), is a member of the Steering Group for the Regional Programme on Economic Statistics of the United Nations Economic and Social Commission for Asia and the Pacific; and Ms Iris LAW Chui-fung, Assistant Commissioner of the Social Statistics Division, is a member of the Board of Directors of Association of National Census and Statistics Directors of America, Asia and the Pacific.



本處積極參與國際統計組織事務。

The department actively participates in affairs of international statistical organisations.

參與香港統計學會事務

7.5 在本地方面，本處的統計專業人員亦積極參與香港統計學會的事務，出任該學會的執行委員會、各項活動的籌備委員會和工作小組成員。


Participating in affairs of the Hong Kong Statistical Society

7.5 Locally, statistical professional officers of the department have also been participating actively in the affairs of the Hong Kong Statistical Society (HKSS) by serving on the Executive Committee, organising committees and working groups of various projects undertaken by HKSS.

本處積極參與統計組織事務。
The department actively participates in affairs of statistical organisations.



本處積極支持香港統計學會舉辦的「中學生統計習作比賽」。
The department provides keen support to the Statistical Project Competition for Secondary School Students organised by the Hong Kong Statistical Society.



8 為其他政府決策局及部門提供的專業協助

Professional Assistance Rendered to Other Government Bureaux and Departments

8.1 本處為政府進行的各項統計活動提供專業意見。這些工作部分是由本處調派到政府多個決策局和部門的統計人員執行。至於沒有統計人員派駐的政府決策局或部門，本處會在有需要時提供專業協助，包括就應用統計數據方面和進行統計調查時應採用的合適方法提供意見。

8.2 在處理各方面的公共事務上，預期統計的使用會不斷增加。本處會繼續為各政府決策局和部門提供有關編製、應用及闡釋統計數據的專業協助，以便有關當局就公共事務制定政策及作出決定，使公眾得到優質的服務。

8.1 The department advises on statistical activities within the government. This is put into effect partly through the deployment of outposted statistical staff in various government bureaux and departments. For those bureaux or departments without statistical staff, the department renders professional assistance as necessary by advising on such aspects as application of statistics and adoption of proper methods in conducting statistical surveys.

8.2 Increasing use of statistics is expected in various aspects of public affairs. Professional assistance will continue to be provided to various government bureaux and departments in the compilation, application and interpretation of statistics in order to facilitate policy formulation and decision making on public issues as required for providing quality services to the community.

9 服務市民 Serving the Community

服務承諾

9.1 服務市民是本處一項持續而長遠的承諾。為配合政府致力改善公共服務的工作方針，本處自1993年起每年公布服務承諾。統計處網站內有關「服務承諾」的部分詳載了本處各項服務所承諾的標準。本處會不時檢討及提高服務的標準和目標。

Performance Pledge

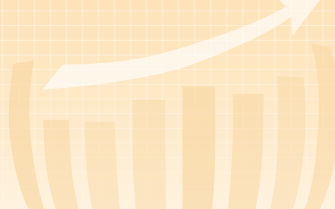

9.1 It is a continuous and long-term commitment of the department to serving the community. In line with the government's efforts in improving services to the public, the department has been releasing annually its performance pledges since 1993. The standards of services that may be expected of the department are detailed in the "Performance Pledge" section of the C&SD website. The performance standards and targets of the department are reviewed and enhanced from time to time.

提升市民對政府統計處工作的認知

9.2 本處推出多項宣傳措施以提升市民對「綜合住戶統計調查」及本處其他工作的認知。自2014年1月起，本處透過播放電視宣傳短片及電台宣傳聲帶向市民傳遞以下重要訊息：政府統計調查的結果對規劃各類公共服務非常重要；統計工作的成功有賴市民的參與和合作；以及根據法例，統計調查所搜集的個別住戶或機構的資料會嚴加保密。宣傳短片及聲帶以「政府統計調查 支持 參與 靠你」的標語作總結，冀望市民能留下深刻印象。

Raising public awareness of the work of the Census and Statistics Department

9.2 The department has implemented various publicity measures to raise public awareness of GHS and other work of the department. Starting from January 2014, Announcements in the Public Interest (APIs) have been broadcast on television and radio with the following key messages: the findings of government statistical surveys are crucial in planning various public services; public participation and cooperation are essential in making statistical work a success; and by law, all survey information relating to individual households or establishments will be kept in strict confidence. To impress upon the community the key messages, the APIs are wrapped up by the slogan: Let's Support Government Statistical Surveys.



本處推出一系列宣傳活動以提升市民對政府統計工作的認知。

To raise the public awareness of the statistical work of the government, various publicity measures have been implemented.

9.3 為了配合電視及電台的宣傳，本處製作了相關主題的海報向市民傳遞訊息。統計員能成功接觸住戶有賴屋苑的物業管理處的合作，因此本處已聯絡香港物業管理公司協會在其會員公司所管理的私人住宅屋苑內張貼海報。而宣傳海報亦可提示住戶與本處合作接受訪問，提高「綜合住戶統計調查」的回應率。本處亦安排在公共屋邨、政府辦公大樓及有大量人流的政府海報展示處，包括行人天橋及巴士總站，展示相關海報。此外，為了加強物業管理公司及其前線員工對「綜合住戶統計調查」的認知，香港物業管理公司協會亦協助本處分發一份單張給其會員作參考，介紹這項統計調查的背景和運作安排，以及物業管理公司對進行這項統計調查的統計員可提供的協助。

9.3 To resonate with the broadcasting of APIs, the department has developed a poster which carries the same theme as the APIs for distribution to the community. The department has also liaised with the Hong Kong Association of Property Management Companies for displaying the posters in private residential estates under the management of the Association's member companies. This is expected to facilitate census officers' access to households by gaining cooperation of property management offices of residential estates. The posters can also serve as reminder for GHS respondents, hence securing better response in GHS. Arrangement has also been made to display the posters in public housing estates, government office buildings and poster sites with large pedestrian flows, including pedestrian flyovers and bus terminuses. Besides, to enhance the awareness of property management companies and their frontline staff on GHS, the Hong Kong Association of Property Management Companies has also assisted the department in distributing a publicity leaflet to their members introducing the background and operational arrangement of the survey as well as the assistance that property management companies can provide to the census officers undertaking this survey.

1985 1994 1980 1967
1996 1972 1990
2001 1978 2003
2017 1997 2011 1975
2008 2006 2013



為提升市民對「綜合住戶統計調查」及本處其他工作的認知，本處在多個不同地點展示宣傳海報。

To raise public awareness of General Household Survey and other work of the department, the department has displayed a publicity poster at various locations.

9.4 本處定期為中學生舉辦統計講座，平均每學年安排約40至50個不同主題的講座。在講座中，本處不僅播放電視宣傳短片，亦向參加人士派送以宣傳短片相關主題設計的文件套，加強宣傳統計工作有賴市民支持的訊息。

9.4 The department has put in place a regular programme of statistical talks for secondary school students. On average, about 40 to 50 talks on different themes are organised in each academic year. In these talks, apart from presenting the TV API, publicity materials in the form of plastic folders which carry the same theme as the API are distributed to highlight the importance of the public's support to statistical work.



本處定期為各中學舉辦不同主題的統計講座，以提升學生對本處工作及統計數據的認知。

The department organises statistical talks on different themes for secondary schools regularly with a view to arousing their students' awareness of the work of the department and promoting statistical literacy among them.



9.5 社會的支持對成功進行「綜合住戶統計調查」非常重要。本處已為區議會安排了數個簡介會，以爭取該區市民對「綜合住戶統計調查」的支持。簡介會重點介紹「綜合住戶統計調查」的結果對規劃各類公共服務的重要性及其外勤工作的安排。

9.5 Community support is vital to the success of the conduct of GHS. The department has arranged several briefings to District Councils. The briefings aim to call for support to GHS, by highlighting the importance of GHS findings in planning various public services and the GHS fieldwork arrangement.

9.6 本處於2016年7月20日至26日在香港書展2016設置展覽攤位，向市民介紹本處的工作，以及推廣「2016年中期人口統計」和「綜合住戶統計調查」。攤位吸引不少市民到臨試填「2016年中期人口統計」的電子問卷及參加互動電腦問答遊戲。

9.6 To promote the work of the department, 16BC and GHS, the department took part in the Hong Kong Book Fair 2016 held from 20 to 26 July 2016. Visitors were attracted and came to the C&SD's booth to try the electronic questionnaire (e-Q) of the 16BC and play a challenging interactive computer quiz game.



本處於香港書展2016設展覽攤位，向市民介紹本處的工作，以及推廣「2016年中期人口統計」和「綜合住戶統計調查」。

The department introduced the work of the department, and promoted 2016 Population By-census and General Household Survey in the Hong Kong Book Fair 2016.

增進與數據提供者及統計數據使用者的融洽關係

9.7 本處能成功編製準確和及時的統計數字，主要有賴數據提供者的合作，提供高質素的數據。為爭取和保持這些人士對各統計調查的支持，本處經常與他們舉行座談會，並不時拜訪一些主要機構。此外，本處亦向同時參與多項統計調查的選定主要公司推出「客戶窗口計劃」。在這計劃下，本處會為每一間參與計劃的公司安排一名統計員統籌辦理該公司所有與本處統計調查有關的事宜，從而減省外勤工序及減輕受訪者在填報資料時的負擔，藉此提升統計調查的回應率及確保所搜集數據的一致性。

9.8 本處亦經常與一些主要的統計數據使用者接觸，以確保官方統計工作的發展能適當地配合他們的需要。

9.9 在建立新統計系統和計劃新統計調查前，本處會適當地向統計數據使用者以及有機會成為數據提供者的人士（例如統計調查的訪問對象）進行諮詢。這樣做既可搜集數據使用者對數據需求的意見，也可評估從數據提供者獲取所需資料的可行性和了解他們的填報資料負擔。

貿易事宜客戶聯絡小組及顧客意見調查

9.10 本處其中一項主要工作是根據進／出口報關單及貨物艙單上的資料編製貿易及有關的統計數字。本處自1994年起，設立了「貿易事宜客戶聯絡小組」，聽取客戶對本處服務的意見。小組成員來自不同界別，包括貿易數據使用者和使用本處進／出口報關單或貨物艙單遞交服務的機構。此外，本處每年都會進行顧客意見調查，搜集顧客對本處的貿易統計數據服務中心的意見。

Strengthening rapport with data suppliers and statistical data users


9.7 Our success in producing accurate and timely statistics largely rests on the cooperation of data suppliers in furnishing quality data. To gain and maintain their support for various statistical surveys, the department has been conducting discussion sessions with them and paying courtesy visits to prominent establishments from time to time. Moreover, a Customer Window Scheme has been implemented for selected major companies participating in multi-surveys of the department. Under this Scheme, a census officer is appointed to co-ordinate all survey matters of the department with a participating company so as to minimise field efforts and reduce respondent burden in data reporting, thereby improving survey response and ensuring data consistency.

9.8 Meetings with major statistical data users have often been conducted to ensure that their demands can be suitably taken into account in the development of official statistical work.

9.9 In establishing new statistical systems and planning for new statistical surveys, the department conducts consultations with both users of statistical data and prospective data suppliers (such as survey respondents) where appropriate. This has the advantages of tapping the users' views on data requirements, assessing the feasibility of obtaining the required information and understanding the reporting burden of data suppliers.

Customer Liaison Group on Trade Matters and customer opinion surveys

9.10 One main area of work of the department is to compile trade and other related statistics from information contained in import/export declarations and cargo manifests. The department has been operating a Customer Liaison Group (CLG) on Trade Matters since 1994 to obtain customers' opinions on the services provided by the department. CLG comprises personnel from various sectors who are either users of trade statistics or users of services provided by the department in the lodgement of import/export declarations or cargo manifests. Customer opinion surveys are also conducted annually to collect opinions of customers visiting the Service Centre on Trade Statistics of the department.



貿易事宜客戶聯絡小組成員出席本處的會議。
 Members of the Customer Liaison Group on Trade Matters attending the meeting at the department.

推廣統計認知

9.11 統計在社會上的應用愈來愈普及，公眾對統計的正確認識因而更形重要。因此，本處不斷致力加強公眾對官方統計數字的認知，以及對統計概念和方法的了解。本處經常舉辦不同類型推廣統計認知的活動，以切合社會上不同界別人士（例如中小學學生、大專學生、教師、政府人員、傳媒工作者及市民大眾）的需要。這些活動主要包括安排參觀本處、統計講座、研討會、課程和展覽，以及出版教育小冊子／單張和有關統計知識的文章。

Promotion of statistical literacy

9.11 With the widespread use of statistics in the community, it is becoming more important for members of the public to have proper understanding of statistics. Hence, the department has been making continuous efforts in promoting awareness of official statistics and understanding of statistical concepts and methodologies amongst the general public. A variety of activities for promoting statistical literacy have been organised to cater for the needs of different sectors in the community (e.g. primary and secondary students, tertiary students, teachers, government officials, media workers, and members of the public). Such activities mainly include the organisation of visits to the department, statistical talks, seminars, courses and exhibitions, and the publication of educational booklets/leaflets and statistical articles.



本處為來自各大專院校及中小學的學生安排參觀本處及參與由本處舉辦的統計講座。

Arrangements are made for students from tertiary institutes as well as primary and secondary schools to visit the department and participate in statistical talks organised by the department.



1985 1994 1980 1967
1996 1972 1990
2001 1978 2003
2017 1997 2011 1975
2008 2006 2013

Organisation and Administration of the Government Statistical Service



本處以「本港首次無紙化的中期人口統計」為題，為「科學為民」服務巡禮舉辦了一場普及科學講座，讓公眾更加了解在「2016年中期人口統計」中所採用的電子化數據搜集方式。

The department organised a scientific talk on "First Paperless Population By-census in Hong Kong" as part of the "Science in the Public Service" Campaign, to let the public know more about the electronic data collection methods adopted in the 2016 Population By-census.



本處定期參與各間大專院校舉辦的就業展覽會及講座，向大專學生介紹各統計職系的就業機會，並藉以推廣統計認知。

The department regularly participates in the career exhibitions and talks organised by tertiary institutes to introduce the job opportunities in the department and promote statistical literacy among the students.





9.12 本處自1990年起編製《統計與生活》教材，作為推廣統計認知的其中一項活動，並由2012年開始製備網上版本，讓讀者於統計處網站閱覽及下載。而2016年新版的《統計與生活》教材，更增設了網上互動問答環節，以進一步提升中學師生對教材內容的興趣。

9.12 As part of the programme for promoting statistical literacy, the department has been releasing the teaching kit entitled "Living with Statistics" since 1990. The teaching kit has been released in softcopy on the C&SD website since 2012 for viewing and download. To further enhance the interests of the secondary school teachers and students in the contents of the teaching kit, a set of on-line interactive quizzes has been introduced in the 2016 version.

9.13 讓青年人在成長初期親身參與活動以推廣統計認知，相信成效會更為顯著。因此本處一直以來均主動為青年人安排參觀本處及參加統計講座，以及提供職場體驗的機會，從而幫助他們增進知識、拓闊視野及探索自己的興趣和能力，作更好的事業及生涯規劃。例如本處在2016年參與為青年人而推出的新項目，包括由香港賽馬會慈善信託基金資助的「賽馬會鼓掌·創你程計劃」、由扶貧委員會籌劃的「友·導向」師友計劃，以及由教育局委託明愛青少年及社區服務為非華語中學生而推行的「成長嚮導同盟」計劃等。本處於2016年特別為「友·導向」師友計劃成立了友師義工隊，由18位不同職系的員工組成，擔任參與該計劃的其中一間中學的高年級學生（即友員）的友師，透過在校園內舉行一系列涵蓋多個範疇的職志活動，為友員提供有關生涯規劃方面的指導和建議。

9.13 On the belief that engagement of the young people at their early stage of development is essential to the success of statistical literacy promotion, the department has been taking active roles in providing opportunities for the young people to visit the department and participate in various statistical talks and career-related activities so as to help them in enriching their knowledge, widening their perspective as well as exploring their interests and abilities for better career and life planning. These include, for example, the support given by the department to various new initiatives in the community in 2016 namely the programmes of "CLAP for Youth @ JC" funded by the Hong Kong Jockey Club Charities Trust, "Life Buddies" Mentoring Scheme launched by the Commission on Poverty, and "Mentorship Alliance" for non-Chinese speaking students launched by the Caritas Youth and Community Service as commissioned by the Education Bureau, etc. In particular, the department formed a mentoring team under the "Life Buddies" Mentoring Scheme in 2016, comprising 18 officers of various grades in C&SD. These officers serve as mentors of senior form students in one of the participating secondary schools ("mentees"), and provide the mentees with guidance and advice on life planning through the conduct of a series of comprehensive career-focused activities on school campus.



1985 1994 1980 1967
1996 1972 1990
2001 1978 2003
2017 1997 2011 1975
2008 2006 2013

Organisation and Administration of the Government Statistical Service



本處透過參與各項為青年人而推出的新項目，安排青年人參觀本處及參加統計講座，並提供職場體驗的機會，以加深青年人對統計處工作的認知，幫助他們探索自己的興趣和能力，作更好的生涯規劃。

The department has participated in various new initiatives and arranged visits to the department, statistical talks and career-related activities for the young people so as to raise their awareness of the work of the department and help them explore their interests and abilities for better life planning.



本處在扶貧委員會籌劃的「友·導向」師友計劃下成立了友師義工隊，透過在校園內舉行一系列涵蓋多個範疇的職志活動，友師義工隊為參與該計劃的其中一間中學的高年級學生提供有關生涯規劃方面的指導和建議。

The department formed a mentoring team under the "Life Buddies" Mentoring Scheme launched by the Commission on Poverty. This team provides senior form students in one of the participating secondary schools with guidance and advice on life planning through the conduct of a series of comprehensive career-focused activities on school campus.





9.14 為向青年人提供適切的政府統計工作職業資訊，本處在2016年開始與效率促進組合作，陸續製作介紹本處各個統計職位的短片，並上載至政府青少年網站 “Youth.gov.hk” 及統計處網站。

9.14 To provide the young people with useful information on statistical careers in the government, the department has started producing videos by phase on the statistical job opportunities in the department in collaboration with the Efficiency Unit for uploading onto the government youth portal “Youth.gov.hk” and C&SD website in 2016.



本處首次與效率促進組合作製作短片，向青年人介紹本處各統計職位的工作機會。

The department has undertaken the initiative to promote its job opportunities to the young people by producing videos in collaboration with the Efficiency Unit.

9.15 為進一步向社會上不同階層人士推廣統計認知，本處自2015年起推出一項措施，為設於各區的「長者學苑」的學員舉辦一系列相關專題的統計講座。這些講座旨在向長者推廣與其日常生活息息相關的統計數據的用途及意義，並藉此加深他們對本處所編製的各項社會及經濟統計數據的了解。

9.15 To further promote statistical literacy in the community, the department has undertaken the initiative in organising a series of statistical talks on relevant subjects for members of the Elder Academies in various districts as from 2015. These statistical talks aim to promote amongst the elders the uses and interpretations of statistics that are closely related to their daily lives, and facilitate their better understanding of various social and economic statistics compiled by the department.



本處為設於全港各區的「長者學苑」舉辦一系列的統計講座，以協助長者們加深認識與他們日常生活息息相關的統計數據。

A series of statistical talks have been organised by the department for members of Elder Academies in various districts of Hong Kong to facilitate their better understanding of the statistics that are closely related to their daily lives.





政府統計處50周年

9.16 2017年標誌着統計處成立50周年。統計處將藉此機會舉辦一些公眾活動，以增強社會各界對官方統計的認知和了解，並讓公眾認識官方統計數據可協助社會解決問題。這些活動包括舉辦以官方統計在公共政策上的應用為主題的講座；以及在香港書展2017設置展覽攤位和在政府樓宇設置巡迴展覽，介紹本處發展歷程中的重要時刻和事項。

「同心展關懷」標誌獎項

9.17 本處由2006/07年度至2016/17年度連續超過10年獲香港社會服務聯會頒發「同心展關懷」標誌，以表揚本處持續實踐企業公民的精神，並由2015/16年度起獲頒10年或以上的「同心展關懷」標誌。

50th anniversary of the Census and Statistics Department

9.16 The year 2017 marks the 50th anniversary of C&SD. Taking the opportunity, the department has planned to organise some public activities to strengthen public awareness and understanding of official statistics, and to enable public appreciation of the usefulness of official statistics in helping society to resolve issues. Such activities include organising a seminar with the main theme on application of official statistics in public policy; as well as setting up a booth in the Hong Kong Book Fair 2017 and a roving exhibition in government buildings with features on the significant moments and events in the historical development of the department.

Caring Organisation Logo Award

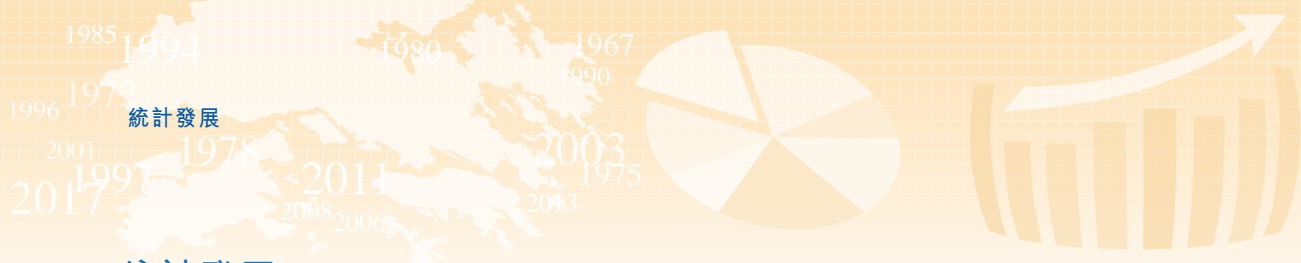
9.17 The department has been awarded the Caring Organisation Logo for more than ten consecutive years from 2006/07 to 2016/17 by the Hong Kong Council of Social Service in recognition of its sustainable commitment to corporate citizenship. A 10 Years Plus Caring Organisation Logo has been granted starting from 2015/16.



第二部分 Part Two

統計發展 Statistical Developments





統計發展

Statistical Developments

10 人口 Population

人口數據系統與人口普查／中期人口統計

10.1 香港自1961年起，每十年進行一次人口普查；而在兩次人口普查中間，則進行一次中期人口統計。人口普查及中期人口統計的目的是搜集有關人口的數目及其社會經濟特徵和地區分布情況的最新基準資料。

10.2 人口普查及中期人口統計所搜集的數據，對政府在規劃和制定政策方面，特別是有關教育、房屋、運輸、醫療及社會福利的政策，尤為重要。此外，私人機構亦會運用這些數據釐定業務方針。

10.3 人口普查及中期人口統計提供基準人口數據，並且是細小分區及人口分組資料的重要來源。這些基準數據，再加上其他行政系統的統計資料（例如出生、死亡及出入境記錄）及抽樣統計調查（特別是持續進行的「綜合住戶統計調查」）的結果，連結成一個人口統計數據資料庫，資料可用作編製人口估計及其他眾多用途。

2016年中期人口統計

10.4 「2016年中期人口統計」已於2016年6月30日至8月2日期間進行，為期34天。「2016年中期人口統計」採用先進資訊科技，以嶄新的電腦輔助面訪方法進行訪問。電腦輔助面訪的模式是由統計員利用平板電腦代替紙張問卷，記錄所得的數據。除了更環保外，此新方法還可為外勤運作及相關的行政工作提供更具效率及流暢的支援，並可即時透過資料審核程序來檢測出需要受訪者核實及補充資料的數據，從而提升數據質素。

The population data system and population censuses/by-censuses

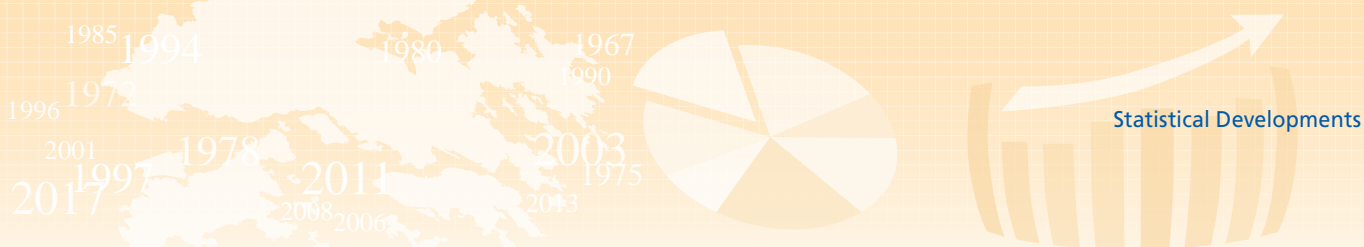
10.1 It is an established practice in Hong Kong since 1961 to conduct a population census every ten years and a by-census in the middle of the intercensal period. The purpose of population censuses/by-censuses is to obtain up-to-date benchmark information on the size and socio-economic characteristics of the population and on its geographical distribution.

10.2 The statistical data obtained from population censuses/by-censuses are vital to government planning and policy formulation, particularly in such fields as education, housing, transport, medical services and social welfare. The data are also important to the private sector for formulating business strategies.

10.3 Apart from providing benchmark population data, population censuses/by-censuses also serve as the prime sources of data for small areas and population sub-groups. These benchmark data, taken together with statistics generated from administrative systems (such as birth, death and passenger movement records) and sample surveys (in particular the continuous General Household Survey), provide a population statistical database which serves the purpose of compiling population estimates as well as a multitude of other purposes.

2016 Population By-census

10.4 The 2016 Population By-census (16BC) was conducted during the 34-day period from 30 June to 2 August 2016. A new Computer-Assisted Personal Interviewing (CAPI) method using advanced information technology was adopted in the 16BC. Under the CAPI approach, census officers made use of mobile tablets to record the collected data instead of paper questionnaires. In addition to being more environmentally friendly, this new approach could offer more efficient and seamless support to fieldwork operation and related administrative work, and enhance the quality of collected data by incorporating on-the-spot data validation checks to enable more timely verification and clarification with the respondents.



10.5 「2016年中期人口統計」分兩階段搜集數據。由2016年6月30日起，居住於獲抽選單位的住戶可透過「2016年中期人口統計」網站或流動應用程式填交電子問卷。統計員於2016年7月16日至8月2日期間，到訪未填交電子問卷的住戶進行面談訪問，以平板電腦搜集所需資料。

10.6 「2016年中期人口統計」的整體回應率令人滿意，當中逾四成受訪住戶透過電子問卷系統遞交問卷。

10.7 「2016年中期人口統計」能夠順利完成，實在有賴整個社會的參與。為此，本處舉行一系列大型宣傳活動，以呼籲市民大眾支持。主要的宣傳活動項目包括：

- (a) 舉行記者會；
- (b) 向各區議會、鄉事委員會及物業管理公司進行簡介；
- (c) 在行人眾多的地方張貼海報、在全港舉辦巡迴展覽，並設置流動展覽中心；
- (d) 向各界人士派發宣傳信件及資料小冊子；
- (e) 接受傳播媒介訪問、播放電視宣傳短片及電台宣傳聲帶和在報章及公共交通工具刊登廣告；
- (f) 設立主題網站和YouTube頻道，及經互聯網進行宣傳，包括播放宣傳短片及橫額廣告；
- (g) 透過在長者中心及醫院管理局轄下診所播放宣傳短片，以加強對長者的宣傳；
- (h) 透過獲政府資助的支援服務中心、電台節目宣傳信息及提供不同語言的提示單張等，以加強對少數族裔的支援；以及
- (i) 向學校進行宣傳，藉以增加中小學學生對中期人口統計的認識，並鼓勵他們積極支持，活動包括「宣傳海報及短片創作比賽」及「教室推廣活動」。


10.5 The 16BC adopted a two-phase data collection approach. Starting from 30 June 2016, households residing in the sampled quarters might complete their electronic questionnaire (e-Q) via 16BC website or using e-Q mobile app. From 16 July to 2 August 2016, census officers visited households that had not yet submitted their e-Q to conduct face-to-face interviews and use tablets to collect the requested information.

10.6 The overall response rate of the 16BC was satisfactory. In particular, more than 40% of enumerated households used e-Q system to submit their questionnaires.

10.7 The smooth conduct of the 16BC required the participation of the entire community. A large-scale publicity campaign was launched to canvass public support. The major publicity activities included:

- (a) holding a press conference;
- (b) conducting briefings for the District Councils, Rural Committees and property management companies;
- (c) putting up posters at popular spots, staging a roving exhibition in the city and setting up a moving showroom;
- (d) distributing publicity letters and information leaflets to various parties;
- (e) attending media interviews, broadcasting television and radio announcements, and placing advertisements in newspapers and public transportation vehicles;
- (f) setting up a thematic website and a YouTube channel, and advertising through the Internet, including broadcast of publicity short videos and banner advertisements;
- (g) enhancing publicity to elderly people through the broadcast of publicity short videos at elderly centres and clinics under the Hospital Authority;
- (h) strengthening support from the ethnic minorities through government-funded support service centres, broadcast of publicity messages on radio programmes and translated versions of prompt sheet, etc.; and
- (i) conducting school publicity programme, including the "Publicity Poster and Mini-film Competitions" and "Classroom Promotion Programme", to enhance the understanding of primary and secondary school students on the by-census and to enlist their support to the by-census.


1985 1994 1980 1967 1990
1996 統計發展 1972 2001 1978 2011 2003 1975
2017 2008 2006 2013



本處舉行一系列大型宣傳活動，以提升市民大眾對「2016年中期人口統計」的認識及呼籲受訪者合作。

A large-scale publicity campaign for the 2016 Population By-census was launched to arouse public awareness and solicit cooperation of respondents.





10.8 本處聘用約7 000名臨時外勤工作人員，他們主要是大專學生，由中小學教師帶領。是次招聘吸引約18 000名申請者，全部透過「網上職位申請系統」遞交電子職位申請表。本處亦利用「網上告示板」與獲選的申請者聯繫。應用網上技術大大節省處理資料的時間和資源。本處舉辦了一系列的培訓課程，使臨時外勤工作人員獲取所需知識和技巧，從而有效及安全地向住戶搜集資料及處理公眾查詢。

10.8 Some 7 000 temporary field workers were employed. They were mainly post-secondary students who were led by teachers of secondary and primary schools. The recruitment attracted some 18 000 applicants. All electronic application forms were submitted through an Online Job Application System. The department also made use of an Online Notice Board to communicate with the short-listed applicants. Application of the web technology saved much time and resources in processing the related information. A series of training was provided to the temporary field workers to equip them with the required knowledge and skills for collecting data from households and handling public enquiries in an effective and safe manner.




本處為「2016年中期人口統計」的臨時外勤工作人員提供一系列的培訓。
A series of training was provided to the temporary field workers of 2016 Population By-census.

10.9 在中期人口統計進行期間，本處推行一系列措施，以確保資料的質素。這些措施包括在電子問卷系統及統計員平板電腦內的流動問卷系統裏加入即時檢測功能，以核實受訪住戶所提供的資料，亦包括隨機抽選住戶自行填交或統計員所遞交的問卷，交由獨立隊伍再次到訪有關的屋宇單位。此外，本處亦進行一項「查點後的覆核統計調查」，安排常任外勤人員在2016年8月22日至9月30日期間拜訪一些隨機抽選的屋宇單位，獨立地搜集一些基本資料。這個做法是按國際慣常的方法評核人口普查／中期人口統計搜集所得的資料。

10.9 A series of measures were undertaken during the conduct of 16BC for assurance of the data quality. These included the incorporation of real-time data validation checks in the e-Q system and the mobile questionnaire system installed in the tablets of the census officers to verify the information provided by households, as well as random selection of the self-enumerated questionnaires submitted by households and the completed questionnaires returned by census officers for re-enumeration of the quarters concerned by independent teams. Furthermore, a Post Enumeration Survey was conducted by sending permanent field officers of the department to visit some randomly selected quarters independently to collect some basic information during 22 August to 30 September 2016. This follows standard international practices for evaluating the data collected from population censuses/by-censuses.

10.10 「2016年中期人口統計」的簡要結果已於2017年2月27日的記者會上公布，而載有簡要結果的報告書《簡要

10.10 Summary results of the 16BC were announced in a press conference on 27 February 2017. The report *Summary Results*, presenting summary findings of the 16BC, was also published



報告》亦於同日刊登於「2016年中期人口統計」網站(www.bycensus2016.gov.hk) 供免費下載。此外，約70個主要統計表已在網上發表，供數據使用者免費閱覽。

online on the same day in the 16BC website (www.bycensus2016.gov.hk) for free download. In addition, about 70 main statistical tables have been released in the website for free access.



「2016年中期人口統計」的簡要結果已於2017年2月27日的記者會上公布。
Summary results of the 2016 Population By-census were announced in a press conference on 27 February 2017.

10.11 「2016年中期人口統計」的較詳細結果將於2018年第一季前分階段發布。為了提供切合不同數據使用者需要的統計數據，本處將會在網上推出多項統計產品及服務，免費提供予數據使用者。這些產品及服務將會包括一系列分析不同人口組別的主題性報告及一份有關住戶收入分布的主題性報告。一如「2011年人口普查」，本處會推出互動數據發布服務，免費供數據使用者透過簡單易用的步驟自製所需的統計表及圖。與「2011年人口普查」的互動數據發布服務比較，「2016年中期人口統計」的互動數據發布服務的介面，將引入新功能，讓使用者可以搜尋數據項目及更容易地製作統計表及圖。

10.11 More detailed results of the 16BC will be released by phase until the first quarter of 2018. To provide statistics that meet the needs of a variety of data users, a wide range of statistical products and services will be made available online free of charge. In particular, a series of thematic reports on various population subgroups and a report on household income distribution will be prepared. Similar to the 2011 Population Census (11C), an IDDS will be launched to enable data users to build statistical tables and charts for free according to their own specifications through a simple and user-friendly process. Compared to the 11C version, additional functions for users to search for data variables and to customise their statistical tables more easily will be introduced to the interface.

人口估計及人口推算



10.12 本處根據從有關的登記系統所搜集的資料，編製出生、死亡和婚姻統計數據，並每年公布有關人口的重要指標。

10.13 每半年公布一次的人口估計數字有助反映年中及年底的情況。使用「居住人口」方法編製的臨時人口估計會於統計時點後兩個月內發布，並在其後六個月再公布經修訂的人口估計。

Population estimates and population projections

10.12 Birth, death and marriage statistics are compiled based on data collected through the relevant registration systems, with important demographic indicators published every year.

10.13 The population estimates are released at half-yearly intervals to reflect the mid-year and year-end positions. Provisional population estimates compiled using the "resident population" approach are released within two months after the reference time-point and revised estimates are released after a further six months.



10.14 以2014年年中人口估計為基準的一套人口推算及一套相應的家庭住戶推算已在2015年9月發布。推算已納入生育、死亡和人口遷移模式的最新資料。下一輪人口及家庭住戶推算將於2017年年底前發布，屆時將納入最新的人口趨勢和「2016年中期人口統計」的結果。

10.14 A set of population projections using the mid-2014 population estimate as the population base and a corresponding set of domestic household projections were released in September 2015. The most up-to-date information on fertility, mortality and migration patterns of the population has been taken into account in the projections. The next round of population and domestic household projections will be released by end-2017. The latest demographic trend and the results of the 16BC will be incorporated.

11 勞工 Labour

勞動人口、就業及空缺統計

11.1 本處根據不同的統計調查的結果編製有關就業的統計數字。其中，經由「綜合住戶統計調查」和「僱傭及職位空缺按季統計調查」所編製的就業統計數字，是數據使用者經常參考的資料。

Labour force, employment and vacancies statistics


11.1 The department compiles employment figures based on results of different surveys. Among them, the employment statistics compiled from the General Household Survey (GHS) and those from the Quarterly Survey of Employment and Vacancies (SEV) are frequently referred to by data users.

11.2 「綜合住戶統計調查」是持續進行的抽樣統計調查，搜集有關勞動人口、就業、失業及就業不足等方面的資料。這項統計調查涵蓋全港陸上非住院人口，但不包括居於院舍的住院人士及水上居民，涵蓋範圍約佔居港人口的99%。「綜合住戶統計調查」直接從一個覆蓋全港的屋宇單位樣本內的住戶搜集有關勞動人口特徵以及一些與勞工有關的課題的資料。除「面談訪問」外，該統計調查亦採用「電腦輔助電話訪問」方式搜集數據。本處現正積極籌備經由互聯網以網上問卷搜集所需資料。

11.2 Conducted on a continuous basis, GHS is a sample survey aiming at collecting information on the labour force, employment, unemployment and underemployment. The survey covers the land-based non-institutional population of Hong Kong and excludes inmates of institutions and persons living on board vessels. It thus covers about 99% of the Hong Kong Resident Population. GHS collects data on the characteristics of the labour force as well as the information on some labour-related topics directly from households in a sample of quarters scattered over the whole territory. Apart from face-to-face interviewing, the Computer-Assisted Telephone Interviewing (CATI) approach is also adopted for data collection in GHS. Plan is in hand to use Internet to collect requested information via online questionnaire.

11.3 每輪的「僱傭及職位空缺按季統計調查」從不同行業抽選約29 000間機構單位，搜集就業人數、職位空缺數目及業務性質等資料。所得的就業人數統計數字，加上職位空缺資料，反映各行業的勞工需求。該統計調查亦提供不同行業按區議會分區分析的就業人數和機構單位數目。

11.3 For each round of SEV, a sample of around 29 000 establishments are selected from different industries for enumeration. Information on number of employment, job vacancies and nature of business is collected. Together with data on job vacancies, the employment statistics show the labour demand for individual industries in the economy. SEV also provides statistics on employment and number of establishments analysed by District Council district in different industries.



本處搜集不同行業的就業人數及職位空缺資料。

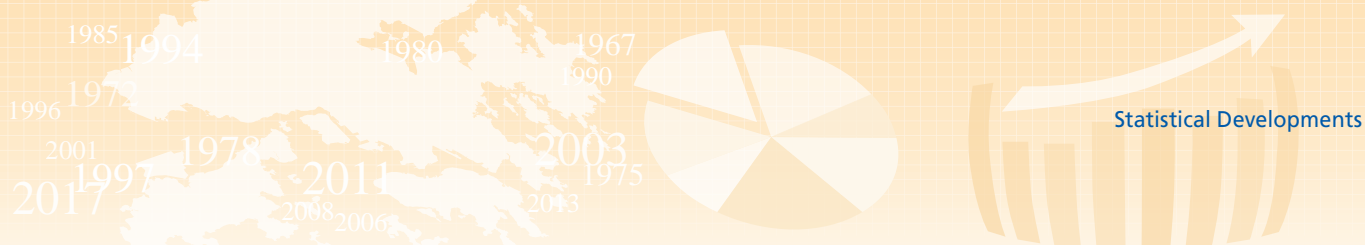
The department collects information on employment and job vacancies in different industries.

11.4 為提高工作效率，本處鼓勵「僱傭及職位空缺按季統計調查」的受訪者利用郵寄、傳真、電郵遞交問卷或透過音頻電話回應系統直接提供所需的數據。本處會以「電腦輔助電話訪問」跟進未回應的個案，並採用「電腦輔助編碼系統」處理交回的問卷。

11.4 For operational efficiency, respondents of SEV are encouraged to complete and return the questionnaires by post, fax, e-mail or to provide the required data directly through a touch tone telephone response system. CATI is used to follow up outstanding cases. Computer-Assisted Coding System is also employed in processing the returned questionnaires.

11.5 本處另外進行一項「建築地盤就業人數按季統計調查」，向主要建築地盤搜集工人的就業及職位空缺資料。主要建築地盤包括已取得屋宇署的展開工程通知書的私營工程，以及政府各工務部門、房屋署、機電工程署及環境保護署等轄下的公共工程。

11.5 A separate Quarterly Employment Survey of Construction Sites is also conducted to collect information on employment and vacancies of manual workers at major construction sites. Major construction sites cover private sector construction projects having obtained notice of commencement of works from the Buildings Department and public sector projects under the charge of various government works departments, the Housing Department, the Electrical and Mechanical Services Department and the Environmental Protection Department, etc.



11.6 本處每月發表從「綜合住戶統計調查」編製的對上3個月期間的失業和就業不足統計數據，以及按季發表經由「僱傭及職位空缺按季統計調查」所編製的就業及職位空缺統計數字。值得一提的是本處亦有發表經季節性調整的失業率，從而更清楚地反映失業的基本趨勢。

11.7 「綜合住戶統計調查」和「僱傭及職位空缺按季統計調查」所編製的就業統計數字各有本身的用途和優點。然而，就反映按行業劃分的本地整體就業分布情況而言，兩項統計調查都各有一些局限。所以本處利用統計方法將這兩種數據協調，從而編製一套「就業綜合估計數字」，以互補不足。「就業綜合估計數字」的數列自1997年起按年於《香港統計月刊》內以專題文章形式發表。

11.8 本處按以2016年為基準的人口推算，以及不同年齡組別和性別的勞動人口參與率的最新趨勢，將會編製一套新的勞動人口推算。這套新的勞動人口推算將於2017年年底前發布。

工資及勞工收入統計

11.9 本處經由「勞工收入統計調查」和「經理級與專業僱員（高層管理人員除外）薪金及僱員福利統計調查」（「薪金及僱員福利調查」）搜集數據，以編製不同行業的工資／薪金和薪金總額的統計數字。

11.10 「勞工收入統計調查」包括兩部分，即工資統計調查及薪金總額統計調查，通過按季訪問不同行業的機構單位，分別搜集選定職業的工資數據和就業人士的整體薪金總額數據，從而編製和發表按選定行業分類的督導級及以下選定職業的平均工資率和工資指數，以及各行業的就業人士平均薪金指數，以反映勞工價格和勞工收入的變動情況。

11.6 While unemployment and underemployment statistics covering the latest 3-month period compiled from GHS are published every month, employment and vacancies statistics compiled from SEV are published on a quarterly basis. It is worth mentioning that seasonally adjusted unemployment rate is also published so as to better reflect the underlying trend of unemployment.

11.7 The GHS and SEV employment data have their own uses and merits. However, each set is subject to some limitations in reflecting the territory-wide employment structure by industry. Hence, a set of Composite Employment Estimates (CEE) is compiled by reconciling the GHS and SEV estimates under a statistical framework to serve such purpose. The series of CEE has been published annually in the form of a feature article in the *Hong Kong Monthly Digest of Statistics* since 1997.

11.8 With reference to the 2016-based population projections and the latest trends of the age-sex specific labour force participation rates, the department will compile a new set of labour force projections. The new set of labour force projections will be released by end-2017.

Wages and labour earnings statistics

11.9 The department compiles wages/salaries and payroll statistics covering different sectors of the economy based on data collected via the Labour Earnings Survey (LES) and the Survey of Salaries and Employee Benefits — Managerial and Professional Employees (Excluding Top Management) (SSEB).

11.10 LES consists of two parts, viz. the wage enquiry and the payroll enquiry, which collect data on wages of selected occupations and total payroll respectively from establishments across different industries on a quarterly basis. Average wage rates and wage indices for selected occupations at supervisory level and below by selected industry as well as indices of payroll per person engaged in various industries, which reflect the changes in labour price and labour earnings, are compiled and published.



11.11 至於中層經理級與專業僱員的薪金，本處每年均根據「薪金及僱員福利調查」所搜集的數據，編製及發布有關僱員在該年6月份時的平均薪金率及附帶福利的統計數字。統計數字當中包括編製兩項薪金指數系列，即薪金指數（甲）及薪金指數（乙）。前者量度僱員的平均薪金率的總體變動情況，除在統計年及上一年均任職於同一公司內相同職位的僱員的薪金變動外，亦包括因跨公司及跨職位的僱員流動而引致的薪金變動。後者則只量度在統計年及上一年均任職於同一公司內相同職位的僱員的平均薪金率的變動情況，因此只反映因一般薪金遞增，以及因工作表現良好和年資增長而獲增薪的薪金變動。

11.11 As regards the salaries of middle-level managerial and professional employees, statistics on their average salary rates and fringe benefits in June of the year are compiled and published annually based on data collected from the SSEB. In particular, two salary index series, viz. Salary Index (A) and Salary Index (B), are compiled. The former aims to measure the overall changes in average salary rates, not only including changes for employees who have been in the same company and in the same occupation in both the reference year and the preceding year, but also changes resulting from employee movements across company and occupation. The latter measures changes in average salary rates of those employees who have been in the same company and in the same occupation in both the reference year and the preceding year. It therefore only accounts for salary changes brought about by general increment, meritorious increase and gain in seniority.

11.12 本處自2009年起亦進行一項「收入及工時按年統計調查」，就香港僱員的工資水平和分布、就業情況及人口特徵，提供全面而可靠的數據。這些統計數字為與法定最低工資有關的分析提供重要的資料。有關的統計數字對私營機構及政府研究各項與勞工有關的課題，也非常有用。

11.12 The department has launched an Annual Earnings and Hours Survey since 2009. The survey aims to provide comprehensive and reliable statistics on the level and distribution of wages of all employees in Hong Kong, as well as their employment and demographic characteristics. These statistics are essential inputs for analyses related to the Statutory Minimum Wage (SMW). They are also useful for studies on labour-related topics by the private sector and the government.


11.13 本處亦為最低工資委員會、標準工時委員會、勞工處及經濟分析及方便營商處提供統計支援，協助進行多項與勞工成本有關的影響分析，研究課題包括實施法定最低工資所帶來的影響、僱員的工作時數和取消強積金對沖機制的潛在影響等。

11.13 Statistical support has also been rendered to the Minimum Wage Commission, Standard Working Hours Committee, Labour Department and Economic Analysis and Business Facilitation Unit (EABFU) in conducting labour cost impact analyses, including studies on the impacts brought by the implementation of SMW, the working hours of employees, and the potential impact of abolishing the offsetting mechanism of Mandatory Provident Fund Scheme, etc.



本處提供統計支援，協助進行多項與勞工成本有關的影響分析，研究課題包括實施法定最低工資所帶來的影響和僱員的工作時數等。

The department rendered statistical support in conducting labour cost impact analyses, including studies on the impacts brought by the implementation of Statutory Minimum Wage, and the working hours of employees, etc.



人力統計

11.14 本處一直協助職業訓練局進行多項人力統計的調查，以評估本港各行業類別的人力及訓練需求。這些統計調查大部分是每兩年進行一次。

11.15 本處亦在有需要時，向有關政府決策局及部門提供統計支援，以協助人力資源政策的制定和檢討。

11.16 勞工及福利局統計組不時進行人力資源推算（人力推算）工作，評估香港的人力資源情況。人力推算包括人力供應推算、人力需求推算及人力資源供求差額推算三個主要部分，這些推算結果提供有用的參考數字和資料，協助政府及有關的培訓機構檢討和制定有關政策。人力供應推算是按年齡、性別及教育程度層面分析，而人力需求推算則按主要經濟行業、職業組別及教育程度等層面評估。比較人力供應推算及人力需求推算的結果，可評估未來本港不同學歷的人力資源供求是否平衡、過剩或短缺。

11.17 以2015年為基準年，並採納以2014年為基期的勞動人口推算結果的人力推算更新工作正在進行。一如過往的人力推算工作，本處為人力推算更新工作提供強大統計支援，包括提供以2014年為基期的人口推算及勞動人口推算數據；提供最新人口及人力趨勢統計數字；以及擬備各行業的人力需求推算數字。

11.18 統計組亦為勞工及福利局提供統計支援服務，包括就統計方法及統計數字詮釋提供專業意見。

香港標準行業分類

11.19 本處在1990年首次引入「香港標準行業分類」，作為按經濟單位的主要經濟活動把其撥歸不同行業類別的統計分類架構。這個分類架構不僅為各統

Manpower statistics

11.14 The department has been assisting the Vocational Training Council in conducting manpower surveys to assess the manpower requirements and training needs in different industries/sectors. Most of these surveys are organised in a two-year cycle.

11.15 The department also provides statistical assistance to relevant government bureaux and departments to support the formulation and review of manpower policy as needed.


11.16 The statistical unit of the Labour and Welfare Bureau (LWB) conducts manpower projection (MP) from time to time to assess the manpower situation in Hong Kong. MP comprises three main components: manpower supply projection, manpower requirement projection and projected manpower resource balance. The findings provide important reference statistics and information for the government and relevant training bodies to facilitate the related policy reviews and formulation. While the projected manpower supply is analysed by age, sex and education level, the projected manpower requirements are evaluated by major economic sector, occupation group and education level. By comparing the projected manpower supply with the corresponding manpower requirements, the projected manpower resource balance can be derived to assess whether the manpower of our economy in future is in balance, surplus or shortfall at different education levels.

11.17 An updating exercise on MP with 2015 as the base year to take into account the findings of the 2014-based labour force projections is in progress. As in previous MP exercises, the department had provided enormous statistical support to the MP updating exercise, including providing data on the 2014-based population and labour force projections as well as statistics on the latest demographic and manpower trends, and preparing the manpower requirement projections for various industry groups.

11.18 The statistical unit also provides LWB with statistical support, including professional advice on survey and research methodology and interpretation of statistics.

Hong Kong Standard Industrial Classification

11.19 The Hong Kong Standard Industrial Classification (HSIC) is a statistical classification framework for classifying economic units into industry classes based on their major economic activities and was first introduced in 1990. This framework not only provides a



計調查在抽選經濟單位樣本時提供基本的分層基礎，也是香港的標準行業分類，供編製、分析和發布按經濟活動劃分的統計數字之用。

11.20 現時，本處不同的統計調查已採用「香港標準行業分類2.0版」。2.0版是根據聯合國統計司最新發布的《所有經濟活動的國際標準行業分類（國際標準行業分類）修訂本第4版》的基本架構和分類原則編製而成。有關的行業分類手冊，可於本處網站免費下載。本處網站亦設有供查閱「香港標準行業分類2.0版」資料的搜尋工具。

機構單位記錄庫

11.21 機構單位記錄庫是一個載有本港約40萬間機構單位的電腦化資料庫。該記錄庫內的資料，是根據統計處各項統計調查的結果及有關政府部門的行政記錄而更新的。

11.22 機構單位記錄庫主要是為本處的各项經濟統計調查提供抽樣框，亦為其他政府部門及公眾人士就進行統計調查及其他相關應用提供個別機構單位的可披露資料。可披露資料包括機構單位的名稱、地址、業務類別及僱員人數組別。

11.23 公眾人士可付費申請索取機構單位的可披露資料，有關資料會以機構單位記錄庫的一個隨機樣本名單的形式提供。此外，公眾人士亦可透過一個電腦配對程序，從記錄庫提取成功配對的機構單位的可披露資料。

11.24 為進一步完善機構單位記錄庫的更新工作，本處已於2014年完成了重新發展用以整理及更新該記錄庫的電腦系統，並正積極籌備推行網上問卷系統。新系統預計可在2017年年底啟用。

11.25 除機構單位記錄庫外，本處亦設有電腦化建築地盤記錄庫，作為各項有關建築地盤統計調查的抽樣框。

basic stratification for sample selection of economic units in various surveys, but also serves as a standard industrial classification in Hong Kong for compilation, analysis and dissemination of statistics by economic activity.

11.20 Currently, the HSIC Version 2.0 (V2.0) is being used in different surveys conducted by the department. HSIC V2.0 follows the basic framework and principles of the latest *International Standard Industrial Classification of All Economic Activities Revision 4 (ISIC Rev. 4)* released by the United Nations Statistics Division. The manual of HSIC V2.0 can be downloaded free of charge from the website of the department. A search tool for checking HSIC V2.0 is also available there.

Central Register of Establishments


11.21 The Central Register of Establishments (CRE) maintains computerised information of some 400 000 establishments in Hong Kong. Information kept in CRE is updated through feedback from various C&SD surveys and administrative returns from relevant government departments.

11.22 CRE serves mainly as a sampling frame for various economic surveys conducted by the department. It also provides disclosable particulars on individual establishments to other government departments and the general public for conducting statistical surveys and other relevant applications. Disclosable particulars include the name, address, type of business and employment size class of establishments.

11.23 The general public may obtain the disclosable particulars of establishments at a charge in the form of a random sample listing of CRE, or through a computer matching procedure to extract disclosable particulars of the matched establishments from CRE.

11.24 To further improve the updating work of CRE, the department has redeveloped the computer system for maintaining and updating the register in 2014. Moreover, an online questionnaire system is being developed. The new system will be rolled out before end-2017.

11.25 Apart from CRE, a computerised register of construction sites is also maintained as a sampling frame for statistical surveys on construction sites.



12 對外貿易 External Trade

商品貿易統計

12.1 對外商品貿易統計數字是根據進／出口報關單上的資料編製而成。在2016年，本處共處理約2 000萬份進／出口報關單和790萬份貨物艙單。

12.2 每月的對外商品貿易統計數字，大約會在該月完結後4星期內透過新聞稿發布，內容包括整體貿易數字和按貨品及國家／地區分析的詳細貿易統計數據。而貿易指數則在隨後3至4星期內發布。

Merchandise trade statistics

12.1 External merchandise trade statistics are compiled from information on import/export declarations. In 2016, some 20.0 million import/export declarations and 7.9 million cargo manifests were processed.

12.2 Every month, external merchandise trade statistics, which include figures at aggregate level and detailed trade statistics by commodity and country/territory, are disseminated by way of a press release in about four weeks after the reference month. This is followed by the release of trade index numbers in another three to four weeks.




對外商品貿易統計數字是根據進／出口報關單上的資料編製而成。
External merchandise trade statistics are compiled from information on import/export declarations.

商品貿易統計數字發布

12.3 本處以新聞稿、統計報告及電腦打印表形式發布貿易統計數據。用戶亦可到本處的貿易統計數據服務中心，通過一個簡單易用的電子查閱數據系統查閱詳細的商品貿易統計數字。若使用者需要大量商品貿易資料作分析及研究之用，本處也可按用戶的特定要求把所需的貿易統計數據抄錄在光碟上，以便利用電腦作進一步的處理。

Dissemination of merchandise trade statistics

12.3 Merchandise trade statistics are disseminated in the form of press releases, statistical publications and computer printouts. Users may also visit the Service Centre on Trade Statistics of the department for access to detailed merchandise trade statistics using a simple and user-friendly electronic data retrieval system. For certain analysis and research purposes requiring a large volume of merchandise trade data, users may obtain trade statistics in the form of CDs to facilitate further processing by computer.



市民在貿易統計數據服務中心查閱商品貿易統計數字。

Members of public visit the Service Centre on Trade Statistics for access to merchandise trade statistics.

商品貿易統計數字分類

12.4 進出口報關所使用的「香港進出口貨物分類表（協調制度）」，是參照世界海關組織所編訂的「貨物名稱及編號協調制度」而制定。在2014年，世界海關組織對協調制度作出233項的修訂，及後於2015年則作出額外9項修訂，並要求各《協調制度國際公約》的締約成員在2017年1月1日及2018年1月1日起分別實施該233項及9項修訂。為了使香港的貨物分類制度能繼續與主要貿易夥伴一致，香港已於2017年1月1日起實施該些修訂。

12.5 本港採用聯合國所制定的《標準國際貿易分類第四次修訂版》，作為編製商品貿易統計報告之用，該分類較適用於經濟分析。然而，本處亦可因應用戶的需要提供按「貨物名稱及編號協調制度」分析的貿易統計數據。

以電子形式遞交貿易文件服務

12.6 由2010年1月起，政府電子貿易服務供應商的數目已增至三間。進出口物品的人士可從服務供應商選用電子報關服務或紙張轉電子報關服務，遞交進／出口報關單。電子艙單服務亦自2010年開始由這三間服務供應商提供。


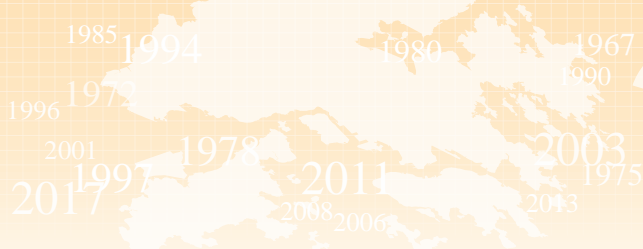
Classification of merchandise trade statistics

12.4 The Hong Kong Imports and Exports Classification List (Harmonized System) used for import and export declaration purpose adopts the Harmonized Commodity Description and Coding System (HS) developed by the World Customs Organization (WCO). In 2014, the WCO recommended 233 sets of amendments to the HS. An additional 9 sets of amendments were further recommended by the WCO in 2015. Contracting parties to the International Convention on the HS were required to adopt these 233 sets and 9 sets of amendments as from 1 January 2017 and 1 January 2018 respectively. To ensure that Hong Kong's commodity classification system continues to be compatible with those of its major trading partners, Hong Kong has implemented all these amendments with effect from 1 January 2017.

12.5 *The Standard International Trade Classification (SITC) Revision 4* compiled by the United Nations is used for merchandise trade statistics reporting. *SITC* is more suitable for economic analysis. Notwithstanding this, trade statistics analysed by HS are also available to the public upon request.

Electronic submission service for trade-related documents

12.6 The number of service providers for the Government Electronic Trading Services has been increased to three starting from January 2010. Importers/exporters can choose to subscribe to the electronic service or paper-to-electronic conversion service provided by the service providers for submitting import/export declarations. The Electronic Cargo Manifest Service has also been rendered by these three service providers as from 2010.



12.7 空運、海運及河運的貨物艙單全面採用電子方式遞交後，政府於2011年11月17日為道路運輸貨物清關全面實施「道路貨物資料系統」，以利便跨境道路貨流。

有關對外商品貿易的統計調查

12.8 本處透過「涉及外發中國內地加工貿易按月統計調查」搜集資料，計算有關出口往中國內地、由內地進口及原產地為內地的轉口貨品的外發加工比重。統計調查的按季摘要結果於統計期後的第三個月內發布。

12.9 「轉口貿易按月統計調查」提供貨物轉口毛利比率的估計，作為編製本地生產總值之用。

12.10 本處進行「進口貿易保險費及運費按月統計調查」，以編製一套以離岸價計算的進口貨值補充統計數字，有助利用相同的貨值計算方法比較不同國家／地區之間的進出口貿易。

12.11 本處根據「進出口價格按月統計調查」就選定商品所搜集的價格資料，每月編製進出口價格指數。把進出口價格指數併入貿易統計中的單位價格指數系統內計算，有助為量度對外商品貿易價格變動提供最佳的指標。

服務貿易及離岸貿易統計

12.12 本處主要根據從「服務輸入及輸出按年統計調查」所搜集的數據，編製香港服務貿易統計數字，並作為以開支面計算的本地生產總值中的組成部分公布。按服務組成部分／組別／項目及目的地／來源地劃分的較詳細服務貿易按年統計數字，則刊載於按年出版的《香港服務貿易統計》報告中。此外，本處亦發表按活動類別及目的地劃分的香港離岸貿易統計數字。

12.7 Subsequent to the full adoption of electronic submission of cargo manifests for air, ocean and river modes, the government has fully implemented the Road Cargo System for customs clearance of road cargoes to facilitate the flow of cross-boundary road cargoes as from 17 November 2011.

Surveys related to external merchandise trade

12.8 The Monthly Survey on Trade Involving Outward Processing in the Mainland of China is conducted to assess the proportion of merchandise trade related to outward processing in the mainland of China (the Mainland) with regard to exports to the Mainland, imports from the Mainland and re-exports of the Mainland origin. Summary results of the survey are released quarterly in the third month after the reference period.

12.9 The Monthly Survey of Re-export Trade provides estimates of rate of re-export trade margin of goods which are used in the compilation of Gross Domestic Product (GDP).

12.10 The Monthly Survey on Insurance and Freight Costs for Import Trade is conducted to produce a supplementary set of statistics on "free on board" (f.o.b.) value of imports of goods for comparison of import and export trade between countries/territories on a common basis of valuation.

12.11 Import and export price indices are compiled monthly for selected commodities using price data collected from the Monthly Import and Export Price Survey. The price indices are incorporated into the unit value index system of trade statistics to give a better measure of price movements in external merchandise trade.

Trade in services and offshore trade statistics

12.12 The department has been compiling statistics on Hong Kong's trade in services and publishing them as components of the expenditure-based GDP, mainly based on data collected from the Annual Survey of Imports and Exports of Services. Meanwhile, more detailed annual statistics on trade in services, with breakdowns by service component/group/item and by destination/source, are published in the annual report on *Hong Kong Trade in Services Statistics*. Besides, Hong Kong's offshore trade statistics with breakdowns by type of activity and destination are also released.



12.13 服務貿易統計數字是按照《2010年國際服務貿易統計手冊》所建議的國際標準、分類以及改良的估算方法編製。

12.13 Trade in services statistics are compiled according to the international standards, classification and enhanced estimation methods as recommended in the *Manual on Statistics of International Trade in Services 2010*.

12.14 鑑於國際貨幣基金組織就記錄一個經濟體對外貿易交易提出的建議，本處於2010年第1季統計期開始進行一項「商貿服務及其他貿易活動按季統計調查」，以搜集所需有關轉手商貿及其他貿易活動的詳細資料。

12.14 In view of the recommendations of the International Monetary Fund (IMF) in recording external trade transactions of an economy, the department has commenced a Quarterly Survey of Merchanting and Other Trading Activities as from the reference period of the first quarter of 2010 to collect the required detailed information on merchanting and other trading activities.

12.15 本處自2006年開始編製及發表香港的外來分支機構統計數字，以回應外界對有關在香港設立的外來分支機構的統計數字不斷增加的需求。同時，本處正就編製更多的香港外來分支機構統計數字作進一步研究。

12.15 In response to the growing needs for statistics relating to foreign affiliates established in Hong Kong, the department has compiled and released inward foreign affiliates statistics (FATS) since 2006. Meanwhile, further study on the compilation of more FATS for Hong Kong is being undertaken by the department.

船務及貨物統計

Shipping and cargo statistics

12.16 本處繼續按季出版《香港船務統計》報告。船隻統計數字是由海事處根據船長或受委託的船務代理遞交的一般事項申報表編製，而貨物和貨櫃統計數字則是從船務公司遞交予本處的貨物艙單上所列的託運貨物中抽取樣本，根據有關貨物的資料編製而成。

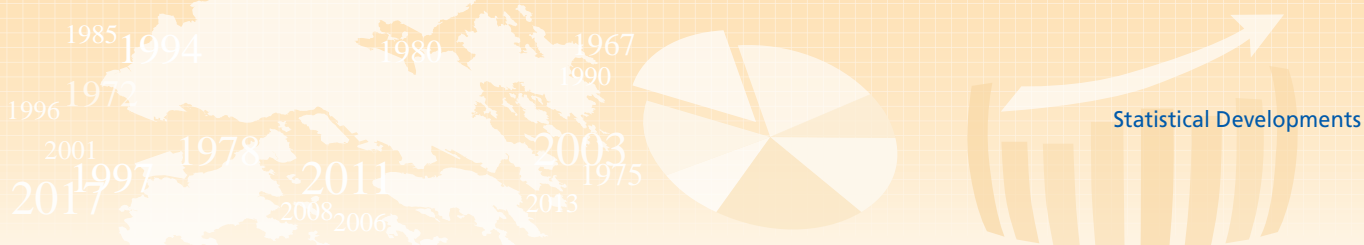
12.16 The report *Hong Kong Shipping Statistics* continues to be published quarterly. Shipping statistics are compiled by the Marine Department based on general declarations submitted by ship masters or authorised shipping agents for declaring entry and clearance. Cargo and container statistics are compiled based on the information of a sample of consignments listed in the cargo manifests supplied by shipping companies to the department.

12.17 本處操作一個綜合統計系統，以編製港口貨物及貨櫃的統計數字。這系統有助詳細分析海運與河運貨物及貨櫃統計數字之間的關係，從而對港口貨物及貨櫃運輸的發展有更全面的了解。

12.17 The department operates a consolidated statistical system for compiling port cargo and container statistics. The system facilitates more detailed cross analyses for the seaborne and river cargo and container statistics so that a more comprehensive picture on port cargo and container development can be obtained.



本處操作一個綜合統計系統，以編製港口貨物及貨櫃的統計數字。
The department operates a consolidated statistical system for compiling port cargo and container statistics.



運輸及房屋局港口航運及物流發展組統計組

12.18 運輸及房屋局港口航運及物流發展組統計組主要負責為運輸及房屋局所進行的港口、航運及物流相關的分析提供統計支援。

Statistical unit of the Port, Maritime and Logistics Development Unit, Transport and Housing Bureau

12.18 The statistical unit of the Port, Maritime and Logistics Development Unit, Transport and Housing Bureau (THB) is mainly responsible for rendering statistical support to the THB in undertaking various analyses related to port, maritime and logistics.

工業貿易署統計組

12.19 工業貿易署統計組主要負責分析商品貿易統計數據、服務貿易統計數據、直接投資統計數據和選定行業機構單位及就業人數的統計數據等以支援工業貿易署推動工商業發展的工作。統計組會因應需要，為工業貿易署內各科提供統計諮詢和技術支援服務，並就特別專題進行研究。

Statistical unit of the Trade and Industry Department

12.19 The statistical unit of the Trade and Industry Department (TID) is mainly responsible for analysing merchandise trade statistics, trade in services statistics, foreign direct investment statistics and statistics on number of establishments and persons engaged in selected industries, and so on, which support TID in promoting the development of trade and industry. It also provides statistical advisory and technical support services to various branches in TID and conduct research studies on special topics as and when required.

13 國民收入及國際收支平衡 National Income and Balance of Payments

本地生產總值

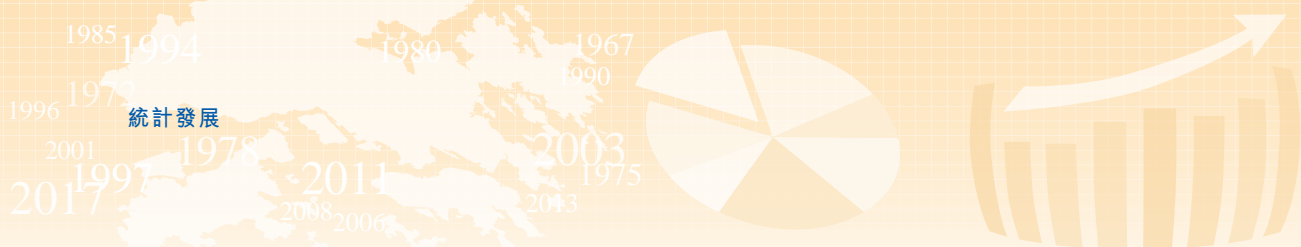
13.1 本處編製和發表按開支組成部分劃分和按經濟活動劃分的本地生產總值，數據以當時價格和以環比物量計算。按開支組成部分劃分的本地生產總值的按年數列追溯至1961年，按季數列則追溯至1973年。就按經濟活動劃分的本地生產總值而言，以當時價格計算的按年數列及以環比物量計算的按季數列分別追溯至1980年及2000年。

Gross Domestic Product

13.1 The department compiles and publishes GDP by expenditure component and by economic activity at current prices and in chain volume terms. Annual series of GDP by expenditure component dating back to 1961 and quarterly series dating back to 1973 are published. For GDP by economic activity, annual series at current prices and quarterly series in chain volume terms can be traced back to 1980 and 2000 respectively.

13.2 本處自2007年10月開始，採用以環比物量計算的本地生產總值及其組成部分的數字，取代之以前以固定價格計算的數字。這是要配合最新的國際指引來編製本地生產總值的物量數字，以提供一個更佳的指標量度一個經濟體的總體經濟活動的實質增長。此外，本處在2011年2月開始採用「香港標準行業分類2.0版」編製按經濟活動劃分的本地生產總值，以更貼切地反映本地經濟結構的變化及提高相關統計數字的國際可比性。

13.2 As from October 2007, the department has adopted the chain volume measures of GDP and its components to replace the previous constant price measures. This is to gear with the latest international guidelines on the compilation of GDP in volume terms in order to provide a better measure of the real growth of the aggregate economic activity of an economy. Besides, HSIC V2.0 has been adopted to compile GDP by economic activity starting from February 2011. This can better reflect the structural changes of the local economy and enhance international comparability of related statistics.



13.3 在2012年9月，本處把《2008年國民經濟核算體系》的國際統計標準納入香港的本地生產總值編製架構。《2008年國民經濟核算體系》是編製國民經濟核算統計數字的國際統計手冊的最新版本。實施的新標準包括(i)採用所有權轉移原則，記錄外地加工貨品和轉手商貿活動；(ii)把研究及發展開支作為固定資本計算；(iii)使用參照利率方法估算非直接計算的金融中介服務的產值；(iv)計算僱員報酬時包括僱員股票期權的價值；及(v)採用新的分類和改良的估算方法編製服務貿易內有關組別的統計數字。本處亦因應最新的經濟發展，改良了一些組成部分的估算方法。這些改良工作使香港的本地生產總值統計數字緊貼最新的國際標準，亦更能反映香港的經濟情況。

13.3 In September 2012, the department implemented the international statistical standards of the *System of National Accounts 2008 (2008 SNA)* in the GDP compilation framework of Hong Kong. The *2008 SNA* is the latest version of the international statistical manual on the compilation of national accounts statistics. The new standards implemented included (i) adoption of the change of ownership principle in recording goods sent abroad for processing and merchanting; (ii) capitalisation of research and development expenditure; (iii) estimating the output of financial intermediation services indirectly measured using the reference rate method; (iv) recording the value of employee stock options in compensation of employees; and (v) adoption of new classification and enhanced estimation methods for relevant categories of trade in services statistics. The estimation methods of some components were also enhanced to take into account the latest economic development. These enhancements enable Hong Kong's GDP figures to align closely with the latest international standards and better reflect the economic situation of Hong Kong.

13.4 除了以上提及較主要的技術性修訂工作外，本處會不時適當地納入新的數據來源及改良估算的方法，以提升香港的本地生產總值統計數字的質素。在2013年8月，本處就私人消費開支及旅客開支的估算方法作出檢討，經改良的估算方法已納入本地生產總值的編製架構內。

13.4 In addition to the more significant technical revision exercises mentioned above, the department incorporates new data sources and improves estimation methods from time to time wherever applicable to enhance the quality of Hong Kong's GDP statistics. In August 2013, a review on the estimation methods of private consumption expenditure and tourist expenditure was conducted. The enhanced estimation methods were subsequently incorporated into the GDP compilation framework.

13.5 《本地生產總值（年刊）》通常於每年2月出版，載錄截至上一年度的本地生產總值數字。按開支組成部分劃分的按季本地生產總值數字，在統計季度結束後約1.5個月於《本地生產總值（季刊）》發布。以環比物量計算按經濟活動劃分的按季本地生產總值數字，在統計季度結束後約3個月內發布。

13.5 The report *Gross Domestic Product (Yearly)*, which is usually published in February each year, contains GDP figures up to the previous year. The quarterly GDP by expenditure component is released in the report *Gross Domestic Product (Quarterly)* around 1.5 months after the reference quarter. The quarterly chain volume measure of GDP by economic activity is available around 3 months after the reference quarter.

1985 1994 1980 1967
1996 1972 1990
2001 1978 2003
2017 1997 2011 1975
2008 2006 2013




按開支組成部分劃分的按季本地生產總值數字在統計季度結束後約1.5個月發布。
Quarterly Gross Domestic Product by expenditure component is released around 1.5 months after the reference quarter.

13.6 本處編製一系列統計數字，反映四個主要行業（即金融服務、旅遊、貿易及物流，以及專業及工商業支援服務）及其他選定行業（即文化及創意產業、醫療產業、教育產業、創新科技產業、檢測和認證產業，以及環保產業）對香港經濟的貢獻。有關該四個主要行業及其他選定行業的經濟貢獻及就業情況的最新分析，將於2017年5月號《香港統計月刊》內以專題文章形式發表。

13.6 Statistical series have been compiled to reflect the economic contribution of the Four Key Industries (viz. financial services, tourism, trading and logistics, and professional and producer services) and other selected industries (viz. cultural and creative industries, medical services, education services, innovation and technology, testing and certification services, and environmental industries) to the Hong Kong economy. Analyses of the latest economic contribution and employment situation in respect of the Four Key Industries and other selected industries will be published in the form of a feature article in the May 2017 issue of the *Hong Kong Monthly Digest of Statistics*.




1985 1994 1980 1967
1996 1972 統計發展 2003 1990
2001 1978 2011 1975
2017 2008 2006 2043



本處編製一系列統計數字，反映四個主要行業及其他選定行業對香港經濟的貢獻。

Statistical series have been compiled to reflect the economic contribution of the Four Key Industries and other selected industries to the Hong Kong economy.



本地居民總收入

13.7 本處自1993年統計期開始，編製按年的本地居民總收入，而按季的本地居民總收入則由1999年第1季統計期開始編製。

國際收支平衡統計

13.8 本處按國際貨幣基金組織「發布數據特別準則」的要求，編製及發布國際收支平衡、國際投資頭寸和對外債務統計數字。按季的國際收支平衡表是由1999年第1季統計期開始編製，而按年的國際收支平衡表則可以追溯至1998年統計期。此外，按年的國際投資頭寸統計是由2000年統計期開始編製，而按季的對外債務統計則由2002年第1季統計期開始編製。按季的國際投資頭寸統計亦已由2010年第1季統計期開始發布。有關的詳細統計數字刊載於《香港國際收支平衡、國際投資頭寸及對外債務統計》季刊內。

Gross National Income

13.7 Annual Gross National Income (GNI) has been compiled since the reference period of 1993, while quarterly GNI has been compiled as from the reference period of the first quarter of 1999.

Balance of Payments statistics

13.8 The department compiles and disseminates Balance of Payments (BoP), International Investment Position (IIP) and External Debt (ED) statistics in accordance with the requirements stipulated in the Special Data Dissemination Standard of the IMF. While the quarterly BoP account is compiled as from the reference period of the first quarter of 1999, the annual BoP account can be dated back to the reference period of 1998. Furthermore, the annual IIP statistics are compiled as from the reference period of 2000, whereas the quarterly ED statistics are compiled as from the reference period of the first quarter of 2002. The quarterly IIP statistics have also been disseminated as from the reference period of the first quarter of 2010. Details of these statistics are published in the quarterly report *Balance of Payments, International Investment Position and External Debt Statistics of Hong Kong*.

本處按季編製及發布國際收支平衡、國際投資頭寸和對外債務統計數字。

The department compiles and disseminates Balance of Payments, International Investment Position and External Debt statistics on a quarterly basis.



13.9 編製國際收支平衡、國際投資頭寸和對外債務統計數字所需的數據主要是來自「對外申索、負債及收益統計調查」。自1998年統計期開始，對外直接投資的詳細統計數字亦是根據該統計調查所搜集的數據編製而成的。最新的《2015年香港對外直接投資統計》年刊已於2016年12月出版。

13.9 Data required for compiling BoP, IIP and ED statistics are mainly collected from the Survey of External Claims, Liabilities and Income (SECLI). The data from SECLI have also been used for the compilation of detailed external direct investment statistics since the reference period of 1998. The latest annual report on *External Direct Investment Statistics of Hong Kong 2015* was published in December 2016.



13.10 本處於2012年9月完成一項技術性修訂工作，把《國際收支和國際投資頭寸手冊（第六版）》的最新國際標準納入香港的國際收支平衡（及有關統計）的編製架構。本處亦藉此機會，把新的數據來源及改良的估算方法適當地納入編製系統內。

13.10 The department completed a technical revision exercise in September 2012 to implement the latest international standards given in the *Sixth Edition of the Balance of Payments and International Investment Position Manual* in the compilation framework of BoP (and related statistics) in Hong Kong. Opportunity was taken to incorporate new data sources and enhanced estimation methods in the compilation system where applicable.

13.11 根據編製國際收支平衡的國際建議，本處由2014年第1季統計季度開始編製及發布經季節性調整的經常賬戶統計數字，並回溯至1999年第1季統計季度的數列。


13.11 Following international recommendations on BoP compilation, seasonally adjusted current account statistics are compiled and disseminated as from the reference quarter of Q1 2014, with data series backcasted to the reference quarter of Q1 1999.

13.12 國民收入及國際收支平衡統計統籌委員會定期開會，以統籌有關編製及發展國民收入、國際收支平衡及有關統計等工作的事情。委員會成員包括經濟分析及方便營商處和香港金融管理局的代表，以及本處的專業人員。

13.12 Meetings of the Co-ordinating Committee on National Income and Balance of Payments Statistics (CCNB) are conducted regularly to co-ordinate matters relating to the compilation and development of National Income, BoP and related statistics. Members of CCNB include representatives from the EABFU and the Hong Kong Monetary Authority, as well as professional officers of the department.

13.13 本處分別自2001年及2009年統計期開始，參與由國際貨幣基金組織進行的「協調有價證券投資統計調查」及「協調直接投資統計調查」。鑑於數據使用者愈來愈有興趣獲得更頻密和更及時的有價證券投資統計數據，本處按國際貨幣基金組織的要求，加強「協調有價證券投資統計調查」數據的發布頻率和及時性。從2013年1至6月的統計期開始，本處向國際貨幣基金組織匯報「協調有價證券投資統計調查」數據的頻次由每年一次提升至每半年一次，而匯報數據的時間亦提前了3個月。

13.13 The department has been participating in Co-ordinated Portfolio Investment Survey (CPIS) and Co-ordinated Direct Investment Survey (CDIS) of the IMF since the reference periods of 2001 and 2009 respectively. In response to the growing interest of data users in having higher frequency and more timely portfolio investment statistics, the department has enhanced the frequency and timeliness of CPIS data as required by the IMF. Starting from the reference period of January – June 2013, the reporting frequency of CPIS data to the IMF has been increased from an annual basis to a semi-annual basis while the timeliness of data reporting has been advanced by 3 months.



14 物價 Prices

消費物價指數

14.1 本處按月編製四項消費物價指數數列，以反映住戶普遍購買的消費商品及服務的價格變動情況。甲類、乙類和丙類消費物價指數是根據不同開支範圍的住戶的開支模式編製的，而綜合消費物價指數是根據以上三項指數涵蓋的所有住戶的整體開支模式而計算。

14.2 自2016年年底開始，本處逐步推行採用最新發展的電腦輔助面訪系統進行消費物價指數的採價工作，取代以往使用紙張表格搜集數據的工作模式。整個消費物價指數編製的外勤工作流程均可在無紙化的工作環境下進行，不但令外勤運作更流暢，也提升了消費物價指數編製的效率。

Consumer Price Indices

14.1 Four series of Consumer Price Index (CPI) are compiled monthly to reflect changes in the price level of consumer commodities and services generally purchased by households. CPI(A), CPI(B) and CPI(C) are compiled based on the expenditure patterns of households in different expenditure ranges. Composite CPI is derived based on the aggregate expenditure pattern of all households covered by the above three CPIs.


14.2 Starting from end-2016, the department introduced in phases a newly developed Computer-Assisted Personal Interviewing (CAPI) System in collecting price data for compiling CPIs, replacing the previous paper-form mode of data collection. The entire fieldwork process of CPI compilation can be carried out in a paperless environment. It not only results in a smoother field operation but also enhances the efficiency of CPI compilation.




統計員使用平板電腦搜集商品的零售價格，以編製消費物價指數。

Census officers make use of mobile tablets to collect retail prices of commodities for compiling the Consumer Price Index.





統計發展



工資及材料成本指數

14.3 本處按月編製公營建築工程的工資及材料成本指數數列，相關的數字每月在憲報內刊登。此外，本處亦按月編製選定建築材料的平均批發價格。

Cost of labour and materials indices

14.3 The index numbers of the costs of labour and materials used in public sector construction projects are compiled and published monthly in the Gazette. In addition, average wholesale prices of selected building materials are also compiled on a monthly basis.

住戶開支統計調查

14.4 「2014/15年住戶開支統計調查」的數據搜集和編製工作已完成。本處根據「2014/15年住戶開支統計調查」的結果，更新消費物價指數的開支權數。以2014/15年為基期的消費物價指數數列及《2014/15年住戶開支統計調查及重訂消費物價指數基期》的報告書已於2016年4月公布。

Household Expenditure Survey

14.4 Data collection and compilation for the 2014/15 Household Expenditure Survey (HES) has been completed. The expenditure weights of the CPIs were updated based on results of the 2014/15 HES. The 2014/15-based CPI series and the report *2014/15 Household Expenditure Survey and the Rebasing of the Consumer Price Indices* have been released in April 2016.



以2014/15年為基期的消費物價指數數列及《2014/15年住戶開支統計調查及重訂消費物價指數基期》的報告書已於2016年4月公布。

The 2014/15-based Consumer Price Index series and the report *2014/15 Household Expenditure Survey and the Rebasing of the Consumer Price Indices* have been released in April 2016.

國際比較項目

14.5 香港正參與由亞洲發展銀行統籌的「2015-16年國際比較項目」，以更新2011年亞太區的購買力平價數據至2015-16年水平。

International Comparison Program

14.5 Hong Kong is participating in the 2015-16 International Comparison Program (ICP) initiated by the Asian Development Bank (ADB), which aims to update the Purchasing Power Parities in the Asia and Pacific region from 2011 to 2015-16 level.

15 業務表現 Business Performance

經濟活動按年統計調查

15.1 本處進行的「經濟活動按年統計調查」，提供資料用作量度本港各類經濟活動的結構性轉變，並結合其他來源所得的資料，用以編製本地生產總值。

15.2 「經濟活動按年統計調查」由2009年統計期起推行，並結合及取代以往就不同經濟行業而進行的按年經濟統計調查。「經濟活動按年統計調查」涵蓋下列各類主要經濟活動：

- (a) 工業；
- (b) 屋宇建築、建造及地產業；
- (c) 進出口貿易、批發及零售業以及住宿及膳食服務業；
- (d) 運輸、倉庫及速遞服務業；
- (e) 資訊及通訊、金融及保險、專業及商用服務業；以及
- (f) 社會及個人服務業。

Annual Survey of Economic Activities

15.1 The Annual Survey of Economic Activities (ASEA) is conducted to provide information for gauging structural changes in various activities of the economy in Hong Kong and, together with data from other sources, for compiling GDP.


15.2 ASEA has been introduced as from the reference year of 2009 as an integrated survey in place of the annual economic surveys on different economic sectors conducted in past years. The ASEA covers the following major economic activities :

- (a) industrial sector;
- (b) building, construction and real estate sectors;
- (c) import/export, wholesale and retail trades, and accommodation and food services sectors;
- (d) transportation, storage and courier services sector;
- (e) information and communications, financing and insurance, professional and business services sectors; and
- (f) social and personal services sectors.



「經濟活動按年統計調查」提供全面的經濟統計數字，以描繪香港經濟的表現及結構轉變。

The Annual Survey of Economic Activities provides comprehensive economic statistics for depicting the performance and structural changes of the Hong Kong economy.



15.3 2015年選定經濟行業的主要營運統計數字已於2016年11月發表。

15.3 Key operating statistics on selected economic sectors for 2015 were released in November 2016.

其他行業統計調查及統計數字

Other sectoral surveys and statistics

15.4 除了「經濟活動按年統計調查」外，本處亦進行多項按月和按季經濟統計調查，以提供及時的經濟指標和編製按季本地生產總值所需的數據。

15.4 In addition to ASEA, monthly and quarterly surveys of various economic sectors are conducted to provide timely economic indicators and the required data for compiling quarterly estimates of GDP.

15.5 「經濟活動按年統計調查」及各項按月和按季經濟統計調查已由2012年統計期起加強採用非重疊樣本抽選方法抽選中小型企業（中小企）作訪問對象。這有助進一步減少中小企的填報資料負擔及促進中小企對這些統計調查的回應。

15.5 The non-overlapping sampling methodology for selecting small and medium enterprises (SMEs) has been enhanced in ASEA as well as various monthly and quarterly economic surveys starting from the reference year of 2012. This aims to further reduce the reporting burden of SMEs and encourage better response of SMEs to these surveys.

15.6 本處進行「業務展望按季統計調查」，以編製按行業劃分及總體的業務展望統計數字，旨在於最短時間內，就預測本地短期的經濟表現提供快捷的參考。

15.6 The Quarterly Business Tendency Survey is conducted to support the compilation of business expectations statistics at sectoral and aggregate levels, with a view to providing a quick reference, with minimum time lag, for predicting the short-term economic performance of the local economy.

15.7 「代表香港境外母公司的駐港公司按年統計調查」提供主要的統計數字，使政府更了解代表香港境外母公司的駐港地區總部、地區辦事處及當地辦事處的情況及意見。

15.7 The Annual Survey of Companies in Hong Kong Representing Parent Companies Located outside Hong Kong provides key statistics which enable the government to have a better understanding of the situation and opinions of regional headquarters, regional offices and local offices in Hong Kong that represent their parent companies located outside Hong Kong.

15.8 為了解金融海嘯對中小企的影響，本處由2008年11月起，代表經濟分析及方便營商處抽選一個固定樣本定期進行諮詢，訪問約500間中小企。由2011年6月起，諮詢的目的已從只着重金融海嘯對中小企的影響，改為按月評估中小企在當時一般經濟條件下所面對的業務狀況，而為進一步提高諮詢結果的質素，固定樣本的規模亦相應增加至約600間中小企。

15.8 To assess the impact of the financial tsunami on SMEs, a regular consultation exercise has been conducted by the department on behalf of the EABFU since November 2008 on a panel sample of around 500 SMEs. Starting from June 2011, the purpose of the consultation exercise has been changed to assessing the business situation faced by SMEs under the current economic condition in general on a monthly basis, instead of focusing solely on the impact of the financial tsunami on SMEs. To further enhance the quality of the consultation results, the sample size of the panel sample has been increased to around 600 SMEs.



科技統計

15.9 本處編製的科技統計指標，涵蓋範圍包括研究及發展（研發）、創新、科技人力資源、專利、對外科技流動及科技著作。此等科技統計指標按年編製，以協助制定及評估香港的創新及科技政策。

15.10 2015年香港創新活動的統計數字（包括工商機構、高等教育機構及政府機構的研發統計數字）已於2016年12月發布。本處透過「創新活動統計調查」搜集數據，以編製工商業創新及研發活動的統計數字。

Science and technology statistics

15.9 Science and technology (S&T) statistical indicators, covering research and development (R&D), innovation, human resources in S&T, patents, external technology flow and S&T publications are compiled. All these S&T statistical indicators are available annually to facilitate the formulation and evaluation of Hong Kong's innovation and technology policy.

15.10 Statistics on innovation activities in Hong Kong for 2015, including figures on R&D in the business, higher education and government sectors, were released in December 2016. Data for compiling innovation and R&D statistics for the business sector are collected through the Survey of Innovation Activities.



本處編製科技統計指標，以協助制定及評估香港的創新及科技政策。

The department compiles science and technology statistical indicators to facilitate the formulation and evaluation of Hong Kong's innovation and technology policy.

15.11 政府資訊科技總監辦公室已委託本處進行2016年「資訊科技使用情況和普及程度的主題性住戶統計調查」及2017年「資訊科技在工商業的使用情況和普及程度統計調查」。前者的統計調查結果已於2017年4月出版，而後者暫定於2018年上半年發布。

15.11 The Office of the Government Chief Information Officer has commissioned the department to conduct the Thematic Household Survey on Information Technology Usage and Penetration for 2016 and the Survey on Information Technology Usage and Penetration in the Business Sector for 2017. Survey results of the former were published in April 2017 while those of the latter have been tentatively scheduled for release in the first half of 2018.



15.12 發展為知識型經濟已成為全球的趨勢。有見及此，本處自2005年開始，每兩年發布一套從知識型經濟的角度描述香港發展情況的統計指標。採用的分析框架包括四個主要範疇：(a)資訊及通訊科技；(b)人力資源發展；(c)創新系統；及(d)營商環境。最新的統計指標暫定於2017年9月發布。

15.12 Developing into a knowledge-based economy (KBE) has become a global trend. In this connection, a set of statistical indicators to portray the development of Hong Kong as a KBE has been published biennially since 2005. The adopted analytical framework has four main dimensions: (a) information and communication technology; (b) human resources development; (c) innovation system; and (d) business environment. The latest statistical indicators have been tentatively scheduled for release in September 2017.

16 房屋 Housing

房屋署統計組

16.1 房屋署統計組編製一系列有關公共房屋的統計數據（例如公共房屋單位數目、公共租住房屋（公屋）人口和住戶數目、公屋申請人特徵）。統計組亦進行多項主題性的統計調查（例如公屋住戶對屋邨管理服務及屋邨改善／保養工程的意見，以及公屋申請人的社會經濟特徵）。這些統計數據和統計調查結果，為運輸及房屋局、房屋委員會及房屋署提供有用的參考。

16.2 統計組亦為房屋署各組別，就統計調查／分析和統計數據的闡釋，提供專業支援。

Statistical unit of the Housing Department


16.1 The statistical unit of the Housing Department (HD) compiles a host of statistics on public housing (e.g. public housing stock, population and number of households in public rental housing (PRH), characteristics of PRH applicants). It also conducts statistical surveys encompassing a variety of topics (e.g. opinions of PRH tenants towards estate management services and estate improvement/maintenance works, and the socio-economic characteristics of PRH applicants). The statistics and survey findings provide useful references for the Transport and Housing Bureau, the Housing Authority and the HD.

16.2 The statistical unit also renders professional support to various sections of the HD in conducting surveys/analyses and in interpreting statistics.



房屋署統計組為房屋署各組別，就統計調查／分析和統計數據的闡釋，提供專業支援。

The statistical unit of Housing Department renders professional support to various sections of the Housing Department in conducting surveys/analyses and in interpreting statistics.



17 銀行、金融及保險 Banking, Finance and Insurance

17.1 香港金融管理局（金管局）向持牌銀行、有限制牌照銀行及接受存款公司搜集金融及銀行統計數據。此外，金管局亦定期搜集有關匯率、利率及其他貨幣和金融指標的資料。

17.1 Monetary and banking statistics are collected from licensed banks, restricted licence banks and deposit-taking companies by the Hong Kong Monetary Authority (HKMA). In addition, information on exchange rates, interest rates, and other monetary and financial indicators is also collected regularly.

17.2 有關本港金融及銀行業的詳盡統計數據載於金管局出版的《金融數據月報》。市民可於金管局網站免費查閱該月報(www.hkma.gov.hk/chi/market-data-and-statistics/monthly-statistical-bulletin)。

17.2 Comprehensive statistics on Hong Kong's monetary and banking sector are published in the HKMA's *Monthly Statistical Bulletin*. The Bulletin is available free of charge on the HKMA's website (www.hkma.gov.hk/eng/market-data-and-statistics/monthly-statistical-bulletin).

17.3 金管局亦定期向認可機構進行統計調查，涵蓋住宅按揭貸款、信用卡應收帳款及香港發行的支付卡等範疇。

17.3 HKMA also conducts regular surveys on authorised institutions, covering such areas as residential mortgage loans, credit card receivables and payment cards issued in Hong Kong.

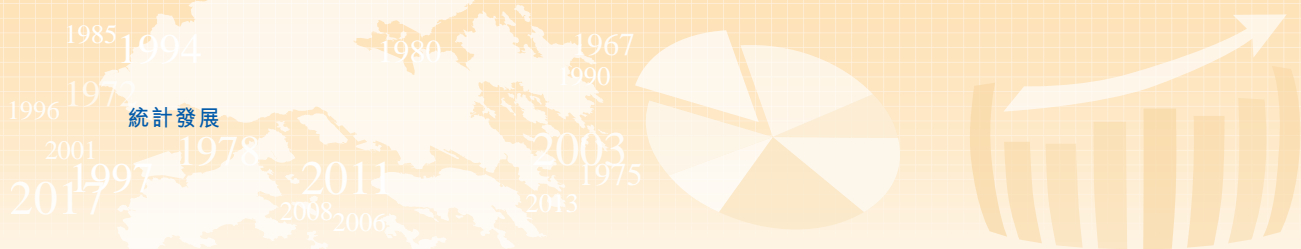
17.4 保險業監理處（保監處）向獲授權保險公司搜集有關本港一般及長期保險業務的年度及季度統計數據。有關數據可在保監處網站免費查閱(www.oci.gov.hk/chi/stat/menu.html)。

17.4 The annual and quarterly statistics on general and long term businesses of Hong Kong's insurance sector are collected from authorised insurers by the Office of the Commissioner of Insurance (OCI). Relevant statistics are available free of charge on the OCI's website (www.oci.gov.hk/stat/menu.html).



香港金融管理局向持牌銀行、有限制牌照銀行及接受存款公司搜集金融及銀行統計數據。
Monetary and banking statistics are collected from licensed banks, restricted licence banks and deposit-taking companies by the Hong Kong Monetary Authority.





18 策略性規劃 Strategic Planning

規劃署統計組

18.1 規劃署統計組負責編製按地區（區議會分區、新市鎮及小規劃統計區）劃分的本港人口分布估計及推算數字，供政府作為規劃在地區層面提供服務及設施的依據。統計組現正籌備編製最新一套以2016年為基期，涵蓋至2026年的推算數字，有關工作暫擬於2018年年初完成。

18.2 統計組亦負責編製按規劃數據分區劃分的人口和就業分布遠期的推算數字，以供策略性規劃全港發展之用。一套特別為了名為《香港2030+：跨越2030年的規劃遠景與策略》的策略性研究而編製的推算數字，已於2016年年底完成，供該研究作參考之用。

18.3 統計組每隔約兩年會進行一次「跨界旅運統計調查」，從而更新有關跨界旅程及旅客特徵的統計數字。每次統計調查為期兩星期，以隨機抽樣方法向往來中港或港澳兩地的旅客及司機進行訪問。搜集的資料包括旅程起點和目的地、旅程目的及所用的交通工具等。最新一輪的統計調查結果已於2016年12月公布。下一輪的統計調查將於2017年年底進行。

Statistical unit of the Planning Department

18.1 The statistical unit of the Planning Department is responsible for compiling estimates and projections of Hong Kong population distribution by geographical area (District Council District, New Town and Tertiary Planning Unit). The projections provide the government with a basis for planning regarding provision of services and facilities at local levels. Compilation of a set of updated projections, using 2016 as the base year and covering years up to 2026, is being planned, tentatively scheduled for completion in early 2018.



18.2 For strategic planning of territorial development, projections of population and employment distribution by planning data zone for a more distant time horizon are also produced. A set of projections was specifically compiled in late 2016 for reference in a strategic study "Hong Kong 2030+: Towards a Planning Vision and Strategy Transcending 2030".

18.3 The statistical unit conducts a Cross-boundary Travel Survey roughly on a biennial basis to update statistical data on the characteristics of cross-boundary trips and the trip makers. Each round of the survey lasts for two weeks. Passengers and vehicle drivers travelling between Hong Kong and the Mainland or between Hong Kong and Macao are randomly selected for interviews. Information collected includes origin and destination of trips, trip purposes and transportation mode. Results of the latest round were published in December 2016. A new round of the survey is scheduled to be conducted in late 2017.



「跨界旅運統計調查」更新有關跨界旅程及旅客特徵的統計數字。

The Cross-boundary Travel Survey updates statistical data on the characteristics of cross-boundary trips and the trip makers.



中央政策組統計組

18.4 中央政策組的統計組負責搜集、編製和分析有關數字，以協助特區政府制定及檢討本港經濟及社會政策。

Statistical unit of the Central Policy Unit

18.4 The statistical unit of the Central Policy Unit collects, compiles and analyses statistics for the purpose of formulating and reviewing economic and social policies of the government.

19 運輸 Transport

運輸署統計組

19.1 運輸署統計組使用行政記錄編製交通及運輸統計資料，主要範圍包括各公共交通營辦商的乘客人次、車輛登記及發牌、駕駛執照、車輛檢驗、道路交通意外、隧道交通流量及過境交通流量。這些統計數字按月在《交通運輸資料月報》發布，市民可於運輸署的網站 (www.td.gov.hk) 免費下載該月報。

Statistical unit of the Transport Department

19.1 The statistical unit of the Transport Department (TD) compiles traffic and transport statistics based on various administrative returns. The main areas covered include passenger journeys of public transport operators, vehicle registration and licensing, driving licence, vehicle inspection and examination, road accidents, traffic flows through tunnels and cross-boundary vehicular traffic. These statistics are released monthly in the *Monthly Traffic and Transport Digest*, which is available for free download on the website of TD (www.td.gov.hk).

19.2 統計組亦為各項運輸研究及調查作統計支援及提供統計意見，包括在牌照事務處進行的公眾意見調查和輪候時間調查、《交通統計年報》、各公共交通營辦商的乘客意見調查及專線小巴財務分析等。此外，統計組提供有關交通意外數字的統計分析，從而協助找出及評估交通意外的不同因素。

19.2 The statistical unit also renders statistical support and provides statistical advice on various transport studies and surveys. These include the public opinion and waiting time surveys at the Licensing Offices, the *Annual Traffic Census*, the passenger satisfaction surveys for various public transport operators and the Green Minibus financial analysis. Moreover, the statistical unit provides analyses on road traffic accident statistics so as to assist in identifying and assessing the factors contributing to road traffic accidents.

運輸署統計組為運輸署內各項運輸研究及調查作統計支援及提供統計意見。
The statistical unit of the Transport Department renders statistical support and provides statistical advice on various transport studies and surveys of Transport Department.





海事處統計組

19.3 海事處統計組編製及分析船舶進出香港和貨櫃吞吐量的統計數字，並將有關資料上載該處網頁(www.mardep.gov.hk/hk/publication/portstat.html)。

19.4 海事處正就香港本地船隻的停泊位和避風泊位的供求進行全面檢視。統計組已就外判予顧問公司點算本地船隻停泊位和避風泊位的供求提供統計支援，亦會就檢討管理事宜和研究可行的方案提供所需的統計支援。

Statistical unit of the Marine Department

19.3 The statistical unit of the Marine Department (MD) compiles and analyses statistics on vessel movements and container throughput, and releases them on the website of MD (www.mardep.gov.hk/en/publication/portstat.html).

19.4 MD is conducting a fundamental review on berthing and sheltered space for local vessels in Hong Kong. The statistical unit provided statistical support in stocktaking of supply and demand of berthing and sheltered space undertaken by an external consultant. Necessary statistical support will be provided to the review of management issues and exploration of practical solutions.

20 教育 Education

教育局統計組

20.1 教育局統計組由學校教育統計組以及兩個分別設於指標組及延續教育分部的統計支援小組所組成。該統計組負責編製有關學校教育、學校表現和專上教育的各類統計數字。

20.2 學校教育統計數據主要分為三個範疇，包括學生、學額及教師。有關數據來自學校教育統計組定期進行的統計調查，並以教育局資訊系統內的行政記錄作補充。


20.3 學生人數統計不但反映各級學生人數的最新情況，亦是用作推算未來數年學生人數的基礎數據。同時，把推算的學生人數結合詳細的教師數目及其人數流動數據，更可推算有關教師的需求和供應情況。這些推算對教育局在制定相關的教育政策時，例如策劃及檢討教師培訓，提供有用的參考資料。

Statistical Unit of the Education Bureau

20.1 The statistical unit of the Education Bureau (EDB) comprises the School Education Statistics Section and two statistical supporting teams established under the Indicators Section and the Further Education Division respectively. The statistical unit compiles various statistical data on school education, school performance and post-secondary education.

20.2 There are three main areas of statistics on school education, viz. pupils, school place provision and teachers. Relevant data are collected through regular surveys conducted by the School Education Statistics Section, supplemented by administrative records kept in EDB's information systems.

20.3 The pupil statistics not only reflect the latest enrolment situation at various education levels, but also serve as fundamental inputs for the projections of enrolment in future years. Meanwhile, the demand and supply of teachers can also be projected by combining the projected enrolment and detailed statistics on the stock and flow of teachers. Such projections provide useful references for EDB in formulating relevant education policies such as the planning and review of teacher training provision.



教育統計數據有助政府制定教育政策。
Education statistics help the government
formulate education policies.

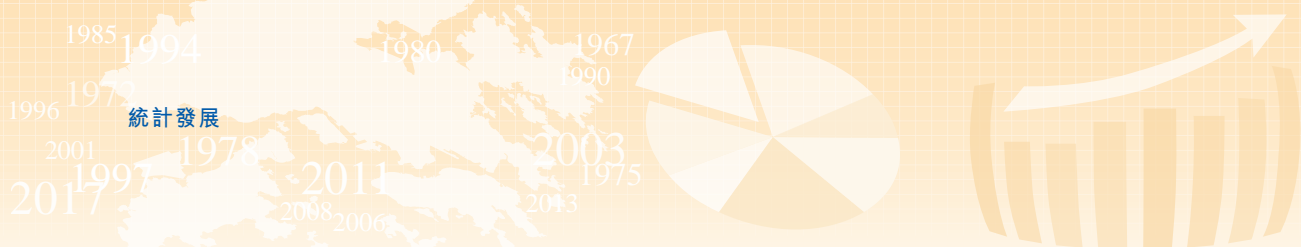


20.4 學校教育統計組會繼續為教育局就發展香港幼稚園、小學及中學教育而進行的各項政策和措施的研究提供統計支援。例子包括：為幼稚園教育的各項政策方案所進行的研究；中小學教師的培訓需求；和應對未來數年小學及中學人口回升的措施等。該組現正為一項由局方外判就國際學校學額供求而進行的顧問研究提供專業統計支援。

20.4 The School Education Statistics Section will continue to render statistical support to EDB in conducting studies on various policies and measures for developments of kindergarten, primary and secondary education in Hong Kong. Examples include : studies conducted on various policy initiatives related to kindergarten education; training needs of primary and secondary school teachers; and measures to tackle a rebound in primary and secondary school-age population in the coming few years. Professional statistical support is being rendered to an outsourced consultancy study on provision of international school places.

20.5 教育局指標組轄下的統計支援小組負責提供有關學校表現的統計資料及協助發展學校自我評估工具。該小組每年向中學發放增值資料，供學校檢視學與教的成效。參考學界和專家學者的意見後，小組於2015年優化了增值模型，新增了「母語為非華語」及「有特殊教育需要」兩項控制變數，讓數據能更準確反映學生的學業增值情況。運用已優化的增值模型而編算的香港中學文憑試增值資料，於每年10月透過「學校增值資料系統」發放。該小組亦負責管理及改進有關學校表現的資料系統，以便利視學工作。

20.5 The statistical supporting team established under the Indicators Section of EDB provides statistics on school performance and assists in developing school self-evaluation tools. The team releases value-added (VA) information to secondary schools annually for them to evaluate learning and teaching effectiveness. Taking into account the comments from schools and academic experts, the team has enhanced the VA model in 2015 by incorporating two more control variables, namely "non-Chinese speaking" (NCS) and "special educational needs" (SEN), so that the VA information can reflect more accurately the students' academic VA situation. The VA information compiled from the enhanced VA model for the Hong Kong Diploma of Secondary Education (HKDSE) Examination is released through the Schools Value Added Information System (SVAIS) in October each year. Moreover, the team maintains and enhances an information system on school performance to facilitate school inspections.



20.6 教育局的延續教育分部轄下的統計支援小組負責管理經評審專上課程資料庫，當中包括載於「經評審專上課程資料網」及「專上課程電子預先報名平台」的全日制經評審副學位及學士學位課程。該小組定期編製統計資料，包括專上教育的摘要統計數字及各項指標，以便有效地監察及評估專上課程的供應情況。

20.6 The statistical supporting team established under the Further Education Division of EDB maintains the database on Accredited Post-secondary Programmes, including the Information Portal for Accredited Post-secondary Programmes website (iPASS) and Electronic Advance Application System for Post-secondary Programmes (E-APP) for full-time accredited sub-degree and degree programmes. Statistical information covering summary statistics and indicators on post-secondary education are compiled on a regular basis, with a view to facilitating effective monitoring and evaluation of the provision of post-secondary education programmes.

20.7 該小組也為非本地學生來港就讀本地專上教育機構的政策提供統計支援，並協助管理「非本地高等及專業教育課程」的網上資料庫。

20.7 Moreover, the team provides statistical support for the policy relating to the admission of non-local students to local tertiary institutions, and assists in managing the web-based databases of Non-local Higher and Professional Education Courses.

大學教育資助委員會秘書處統計組

Statistical unit of the University Grants Committee Secretariat

20.8 大學教育資助委員會（教資會）秘書處統計組定期編製有關教資會資助大學的學生、教職員、財務及研究成果的統計指標，供教資會委員參考。

20.8 Statistical indicators on students, staff, finance and research output in respect of the universities funded by the University Grants Committee (UGC) are compiled on a regular basis by the statistical unit of the UGC Secretariat for the reference of UGC members.

20.9 為提供發展教資會資助大學所需要的數據，統計組每年檢討統計系統的數據涵蓋範圍及分類。2016/17學年的檢討工作已經完成。


20.9 The coverage and classification of the data in the statistical system are reviewed on an annual basis so as to provide the data needed for the development of the UGC-funded universities. The review for the 2016/17 academic year has been completed.

20.10 統計組根據從教資會資助大學搜集的資料，編製及分析教資會資助大學的統計數字，並將有關資料上載到教資會網頁 (www.ugc.edu.hk)。

20.10 Based on the data collected from various UGC-funded universities, the statistical unit compiles and analyses statistical data on UGC-funded universities, and releases them at the UGC website (www.ugc.edu.hk).

20.11 教資會與資助大學一般每三年進行一次學術發展規劃及經常補助金評估。教資會已經完成2016/17至2018/19三年期的學術發展規劃工作。統計組繼續提供統計支援，編製各類參考數據，以助籌備新一輪的三年期的教資會資助大學學額及補助金的分配工作。

20.11 The UGC usually conducts academic development planning and recurrent grants assessment with its funded universities on a triennial basis, and has completed the Academic Development Planning exercise for the 2016/17 to 2018/19 triennium. The statistical unit continues to provide statistical support by compiling various reference statistics to facilitate preparatory work for the next triennial round of allocation of study places and funding to UGC-funded universities.



20.12 統計組已於2016年年中開展更新現有的電腦化統計系統，以簡化數據收集和編製程序，以及提升數據的對外發布服務。新系統預計於2018年啟用。

20.12 The statistical unit has commenced a revamp project for the existing computerised statistical system in mid-2016 so as to streamline data collection and compilation processes and to enhance data dissemination on the public domain. The revamped system is expected to live run in 2018.

大學教育資助委員會秘書處統計組定期編製有關教資會資助大學的學生、教職員、財務及研究成果的統計指標，供教資會委員參考。

Statistical indicators on students, staff, finance and research output in respect of the universities funded by the University Grants Committee (UGC) are compiled on a regular basis by the statistical unit of the UGC Secretariat for the reference of UGC members.



21 衛生 Health

衛生署統計組

21.1 衛生署統計組提供及時的數據，並運用統計分析方法，以助密切監察及防止傳染病蔓延。統計組亦負責管理用以監測流行性感冒病類、手足口病、急性結膜炎（紅眼症）及急性腸道傳染病的統計系統。此外，統計組亦負責包含安老院舍、幼兒中心及中醫師定點監測系統的日常運作和保養工作，以監察各傳染病在社區及公私營醫療機構等的活躍程度。


Statistical unit of the Department of Health

21.1 The statistical unit of the Department of Health (DH) provides timely statistics and applies statistical methods to assist in closely monitoring and preventing the spread of communicable diseases. The statistical systems for the surveillance of influenza-like illness, hand-foot-mouth disease, acute conjunctivitis and acute diarrhoeal diseases are also maintained. In addition, the statistical unit is responsible for the day-to-day running and maintenance of sentinel surveillance systems on residential care homes for the elderly, child care centres, and Chinese medicine practitioners for monitoring communicable disease activity at the community and public and private healthcare facilities.



衛生署統計組為「2014/15年度人口健康調查」提供統計及技術支援。

The statistical unit of the Department of Health has rendered statistical and technical support to the Population Health Survey 2014/15.



21.2 統計組根據行政記錄定期編製有關出生及死亡的統計數字。該組亦就以下的統計調查及專題研究提供統計及技術支援：(a)以整體人口為基礎而進行的一系列健康統計調查，包括「2014/15年度人口健康調查」；以及(b)其他統計調查和專題研究，例如「行為風險因素調查」、「2015年香港成人對飲酒的認識、態度和行為調查」、「全港二至五歲幼童免疫接種覆蓋率調查」及「季節性流感疫苗覆蓋率調查」。此外，統計組就有關健康風險因素，例如受傷、吸煙、飲酒及過胖等的研究提供技術支援。

21.2 Based on various administrative returns, the statistical unit regularly compiles statistics related to births and deaths. Statistical and technical support has also been rendered to the following surveys and research studies : (a) a series of population-based health surveys including the Population Health Survey 2014/15; and (b) other surveys and research studies such as the Behavioural Risk Factor Survey, Knowledge, Attitudes and Practices Study Pertaining to Alcohol Consumption among Adults in Hong Kong 2015, Survey on Immunisation Coverage for Children Aged Two to Five and Influenza Vaccination Coverage Survey. Moreover, technical support has been provided to studies on health-related risk factors such as injuries, smoking, alcohol consumption and obesity.



衛生署統計組為「2015年香港成人對飲酒的認識、態度和行為調查」提供統計及技術支援。
The statistical unit of the Department of Health has rendered statistical and technical support to Knowledge, Attitudes and Practices Study Pertaining to Alcohol Consumption among Adults in Hong Kong 2015.

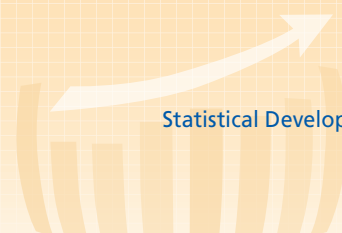




21.3 衛生署設有「公共衛生資訊系統」，以增強政府記錄市民健康狀況和疾病模式的資料庫。統計組除了負責該系統及有關數據的日常管理外，亦就系統功能提升工程提供協助。該組也為更新「香港健康寶庫」網頁提供支援，此網頁是一個向公眾發布有關市民健康統計資料的平台。

21.3 DH puts in place the Public Health Information System (PHIS) which aims to enhance the government's information database on the community's health status and disease patterns. Apart from system and data administration of PHIS, the statistical unit assists in the work relating to the system enhancement. The statistical unit also renders support to the updating of the website HealthyHK, which serves as a platform to disseminate relevant statistical information on the health status of population to the general public.

21.4 衛生署出版網上電子刊物《有關健康狀況和健康服務的統計表》、《非傳染病直擊》及《傳染病直擊》，概述

21.4 DH publishes online publications *Tables on Health Status and Health Services*, *Non-Communicable Diseases Watch* and *Communicable Diseases Watch*, which summarise the current



香港現時與健康有關的資訊。統計組在刊物製作時提供數據編製和分析等統計支援。

health-related information in Hong Kong. Statistical services are provided to support compilation and analyses of relevant health statistics in these publications.

21.5 為減低季節性流感在香港傳播的風險，2015/16年度的「政府防疫注射計劃」已展開，為選定類別人士包括受感染後有較高發病率及死亡率的人士提供免費流感疫苗及肺炎球菌疫苗注射。統計組負責與該計劃有關的統計工作。

21.5 To reduce the risk of spreading seasonal influenza in Hong Kong, the 2015/16 round of Government Vaccination Programme has been launched to provide free influenza and pneumococcal vaccinations to target groups who are at a higher risk of morbidity and mortality due to infection. The statistical unit is responsible for the statistical work related to the Programme.



為減低季節性流感在香港傳播的風險，2015/16年度的「政府防疫注射計劃」已展開。

To reduce the risk of spreading seasonal influenza in Hong Kong, the 2015/16 round of Government Vaccination Programme has been launched.

食物及衛生局統計組

21.6 食物及衛生局統計組為香港本地醫療衛生總開支帳目的更新和醫療融資及其他醫療衛生相關議題的研究提供統計支援。

Statistical unit of the Food and Health Bureau

21.6 The statistical unit of the Food and Health Bureau provides statistical support to the updating of the Hong Kong Domestic Health Accounts as well as studies on healthcare financing and other health related issues.

21.7 統計組每隔約兩年會進行一項有關香港居民使用醫療服務、僱主或機構提供醫療福利予僱員及個人購買醫療保險保障的統計調查。統計調查的結果用作更新香港本地醫療衛生總開支帳目，並為醫療服務發展、建議的自願醫保計劃的設計、醫護人力規劃檢討等的研究提供參考。最新一輪的統計調查於2016年第4季進行，結果預計於2017年下半年發布。

21.7 A survey on health services utilisation by Hong Kong residents, provision of medical benefits by employers or organisations and coverage of medical insurance purchased by individuals is conducted once in around two years. The results are used to update the Hong Kong Domestic Health Accounts and provide reference for researches on the development of healthcare services, the design of the proposed Voluntary Health Insurance Scheme, the review on healthcare manpower planning, etc. The latest round of the survey is being conducted in the fourth quarter of 2016. Results are expected to be released in the second half of 2017.



21.8 統計組亦會每隔約兩年進行一項有關香港居民吸煙狀況的住戶統計調查及一項學生吸煙情況的學校統計調查，以得出香港吸煙狀況的全面資料。最新一輪的住戶統計調查計劃於2017年年中展開，而學校統計調查現正於2016至17學年進行。兩項統計調查的結果預計於2018年上半年發布。

21.8 A household survey on smoking pattern of Hong Kong residents and a school-based survey to assess smoking situation among students are also conducted once in around two years. These two surveys provide a comprehensive picture on the smoking pattern in Hong Kong. The next round of the household survey is planned to commence in mid-2017 whereas the school-based survey is being conducted in the 2016/17 school year. Results of the two surveys are expected to be released in the first half of 2018.

21.9 此外，統計組亦為有關器官捐贈政策、建議的自願醫保計劃、反吸煙和控煙政策，以及與食物相關政策等的研究（包括意見調查）提供統計支援。

21.9 Besides, statistical support is also rendered to studies (including opinion polls) related to organ donation policies, the proposed Voluntary Health Insurance Scheme, anti-smoking and tobacco control policies, food-related policy issues, etc.



食物及衛生局統計組為有關器官捐贈政策的研究提供統計支援。

The statistical unit of the Food and Health Bureau has rendered support to the studies related to organ donation policies.

22 社會福利 Social Welfare

社會福利署統計組



22.1 社會福利署（社署）統計組為編製和使用各種社會福利服務的管理資料提供統計上的支援，以便利它的策劃、檢討及監察。統計組進行統計調查及評估研究、編製和估算統計數據，並管理電腦化統計資料系統。

Statistical unit of the Social Welfare Department

22.1 The statistical unit of the Social Welfare Department (SWD) provides support to the compilation and uses of management information on various social welfare services to facilitate their planning, review and monitoring. The statistical unit conducts statistical surveys and evaluation studies, undertakes statistical compilation and estimation exercises, as well as maintains computerised statistical systems.

22.2 統計組根據從非政府機構和社署各服務單位及資料系統搜集的資料，按季、按半年及按年編製各類統計數據。為家庭及兒童福利服務、安老服務、康復服務、青少年服務和違法者服務等各

22.2 Based on data collected from various service units of both non-government organisations and SWD as well as from different data systems, the statistical unit compiles various statistical information on a quarterly, half-yearly and yearly bases. Output and outcome performance indicators are compiled for various



Statistical Developments

種津助服務項目編製產量和成效表現指標。該組亦製備各類有關綜合社會保障援助計劃（綜援）、公共福利金計劃（包括長者生活津貼計劃及廣東計劃）和自力更生支援計劃的管理資料和統計數據。統計組亦定期出版刊物，如每年編製的《社會福利服務統計數字一覽》小冊子。

subvented services programmes such as Family and Child Welfare Services as well as Services for Elders, People with Disabilities, Young People and Offenders. Various management information and statistics relating to the Comprehensive Social Security Assistance (CSSA) Scheme, Social Security Allowance Scheme (including the Old Age Living Allowance Scheme and the Guangdong Scheme) and Support for Self-reliance Scheme are prepared. Regular publications such as the annual booklet *Social Welfare Services in Figures* are also compiled by the statistical unit.

22.3 統計組已於本年完成按年更新資料系統的工作，從而把「社會工作人力需求系統」中社會工作人員的數目和狀況更新至2016年3月31日。此外亦進行了一次以2016年社會工作系畢業生為對象的統計調查，以了解他們的就業情況。

22.3 An annual updating exercise was completed in the year whereby the number and profiles of social work personnel in the Social Work Manpower Requirements System were updated to 31 March 2016. A survey to study the employment situation of 2016 social work graduates was also conducted.

22.4 社署已於2016年11月底完成「2014/15年度綜援家庭的住戶開支統計調查」，是項調查旨在更新社會保障援助物價指數內各類貨品與服務的權數。一篇名為「社會保障援助物價指數」的專題文章亦已刊載於由本處編製的2016年11月號《香港統計月刊》之中。

22.4 The 2014/15 Household Expenditure Survey on the CSSA Households aiming at updating the weightings of various commodities and services for the Social Security Assistance Index of Prices was completed by end of November 2016. A feature article entitled "The Social Security Assistance Index of Prices" was issued in the publication of the November 2016 issue of *Hong Kong Monthly Digest of Statistics* released by the department.

22.5 統計組現正負責為一個為期四年試驗性質的追蹤研究「進一步鼓勵『自力更生綜合就業援助計劃』綜援受助人就業的獎勵計劃」提供技術支援。中期報告已於2016年10月底完成。

22.5 Technical support is being rendered for a four-year longitudinal study for the pilot "Incentive Scheme to Further Encourage CSSA Recipients of the Integrated Employment Assistance Programme for Self-reliance to Secure Employment". The mid-term report was completed by end of October 2016.



社會福利署統計組為試驗性質的研究「進一步鼓勵『自力更生綜合就業援助計劃』綜援受助人就業的獎勵計劃」提供技術支援。

The statistical unit of Social Welfare Department has rendered technical support to study for the pilot "Incentive Scheme to Further Encourage CSSA Recipients of the Integrated Employment Assistance Programme for Self-reliance to Secure Employment".



22.6 為了維持社會保障計劃的暢順運作及配合近年新推行的服務項目，「社會保障電腦系統」的更新計劃正在進行中。

22.7 統計組正為更新「服務表現管理電腦系統」而進行的「可行性及業務流程再造研究」作出統計支援。

22.6 To upkeep the smooth operations of the Social Security Schemes and cater for various social security programmes newly implemented in recent years, a redevelopment project for the Computerised Social Security System is in progress.

22.7 Statistical support is being rendered to a “Feasibility Study cum Business Process Re-engineering Study” for the redevelopment of Service Performance Management Information System.

23 治安 Law and Order

保安局統計組

23.1 保安局統計組主要提供統計和研究工作上的支援，以便政府制定和檢討有關政策。其中，統計組的職責包括管理和更新「治安統計資料綜合系統」和「藥物濫用資料中央檔案室」，並就禁毒處委託或禁毒基金資助進行的各項與藥物有關的研究監察研究進度和質素。

23.2 自1989年設立以來，「治安統計資料綜合系統」一直提供涉及刑事審判制度各層面的統計數據，以便政府制定和檢討有關政策。

23.3 「藥物濫用資料中央檔案室」提供有關資料以監察吸食毒品的趨勢，有助政府制定適合香港的禁毒策略和計劃。

23.4 此外，統計組亦管理為戒毒治療及康復中心發展的「服務資料系統」。該系統可協助政府掌握藥物治療服務的最新情況，以及其他與吸毒有關的統計數據。

23.5 為了可更密切監察學生的吸毒趨勢，統計組計劃在2017/18學年進行「2017/18年學生服用藥物情況調查」。

Statistical unit of the Security Bureau


23.1 The statistical unit of the Security Bureau mainly provides statistical and research support for policy formulation and review. Among others, the statistical unit is responsible for maintaining and updating the Integrated Law and Order Statistical System (ILOSS) and the Central Registry of Drug Abuse (CRDA). It is also responsible for monitoring the progress and quality of various drug-related research studies commissioned by the Narcotics Division or supported by the Beat Drugs Fund.

23.2 ILOSS has been providing statistics on the various aspects of the criminal justice system for policy formulation and review since 1989.

23.3 CRDA provides relevant information for monitoring the trends of drug abuse in order to facilitate the planning of suitable anti-drug strategies and programmes in Hong Kong.

23.4 Besides, the statistical unit is also responsible for maintaining the Service Information System (SIS) for Drug Treatment and Rehabilitation Centres. The SIS can facilitate the government in gauging the situation of drug treatment services and other drug abuse related statistics.

23.5 To more closely monitor the drug abuse trend among students, the 2017/18 Survey of Drug Use among Students is planned to be conducted in the 2017/18 school year.



香港警務處統計組

23.6 香港警務處統計組搜集、編製和分析罪案統計數據，以助警務處監察、打擊及防止罪案。

23.7 統計組進行家庭暴力、青少年罪行及嚴重毒品罪行等範疇的統計分析，供該處作策略性規劃、制定政策及分配資源之用。統計組亦就各項有關罪案的研究提供統計及研究工作上的支援。

23.8 統計組定期編製統計報告和刊物，以及更新罪案統計資料系統，為各用家提供快捷及方便獲取的罪案數據。統計組亦為警務處管理層提供統計支援，以便向行政會議、立法會、撲滅罪行委員會、分區撲滅罪行委員會，以及傳媒和市民匯報最新的治安情況。

Statistical unit of the Hong Kong Police Force

23.6 The statistical unit of the Hong Kong Police Force collects, compiles and analyses statistics to facilitate monitoring, fighting and preventing crimes in Hong Kong.

23.7 The statistical unit conducts statistical analyses on such areas as domestic violence, youth crime and serious drug offences for use by the Police Force in strategic planning, policy formulation and resources allocation. The statistical unit also renders statistical and research support to various studies on crimes.

23.8 The regular release of statistical reports and publications together with the maintenance of statistical information system on crime data by the statistical unit enable various users to have fast and convenient access to crime statistics. The statistical unit also renders statistical support to the management of the Police Force in reporting the latest crime situation to the Executive Council, Legislative Council, Fight Crime Committee, District Fight Crime Committees, as well as the media and the public.



香港警務處統計組搜集、編製和分析罪案統計數據，以助警務處監察、打擊及防止罪案。

The statistical unit of the Hong Kong Police Force collects, compiles and analyses statistics to facilitate monitoring, fighting and preventing crimes in Hong Kong.

懲教署統計組



23.9 懲教署統計組提供統計及研究支援，協助該署進行策略性規劃、監察及檢討部門運作和懲教計劃。

23.10 統計組除編製統計報告供管理及策劃之用外，亦定期更新在囚人口的推算數字，以助懲教院所評估每年的收容額。該組亦進行不同研究及分析，例如收納已判刑人士吸毒的情況、在囚人士

Statistical unit of the Correctional Services Department

23.9 The statistical unit of the Correctional Services Department (CSD) provides statistical and research support for the strategic planning, monitoring and review of the CSD's operations and correctional programmes.

23.10 Apart from compiling statistical reports to meet management and planning needs, the statistical unit conducts the penal population projection on a regular basis to provide an updated assessment of the adequacy of provision of penal accommodation each year. It also conducts various studies and



自我傷害和暴力的行為、對在囚人士使用必要武力、本地釋囚再犯罪情況，以及罪犯風險與更生需要評估及管理程序的成效。此外，統計組亦就其他組別進行的統計調查提供統計支援。

analyses, such as drug abuse among sentenced persons admitted, self-harm and violence behaviour of persons in custody, use of necessary force on persons in custody, recidivism of discharged local offenders and effectiveness of risks and needs assessment and management protocols for offenders. Besides, the statistical unit also renders statistical support to various sections for conducting statistical surveys.



懲教署統計組定期更新在囚人口的推算數字，以助懲教院所評估每年的收容額。
The statistical unit of the Correctional Services Department conducts the penal population projection on a regular basis to provide an updated assessment of the adequacy of provision of penal accommodation each year.

香港海關統計組

23.11 香港海關統計組按月編製《海關工作成效報告》。該報告為香港海關管理層提供參考資料，以制定策略和監察該部門的工作成效。此外，該報告亦協助有關人員分析趨勢、進行各項統計研究和回應查詢。

Statistical unit of the Customs and Excise Department

23.11 The statistical unit of the Customs and Excise Department (C&ED) publishes a monthly statistical report *Customs Performance and Achievements*. This report serves to provide the management of C&ED with a reference for formulating strategies and monitoring the work effectiveness of C&ED. It is also designed to assist the officers concerned in conducting trend analyses, carrying out research and responding to enquiries.


23.12 統計組亦負責編製各種特定的統計報告，以協助有關人員分析當前的形勢，從而制定反走私和打擊其他非法活動的策略。

23.12 The statistical unit is also responsible for compiling a variety of tailor-made statistical reports to assist users in analysing current situation and devising strategies to combat smuggling and other illegal activities.

香港海關統計組亦負責編製各種特定的統計報告，以協助有關人員分析當前的形勢，從而制定反走私和打擊其他非法活動的策略。

The statistical unit of the Customs and Excise Department is also responsible for compiling a variety of tailor-made statistical reports to assist users in analysing current situation and devising strategies to combat smuggling and other illegal activities.





24 康樂及文化事務 Leisure and Cultural Services

康樂及文化事務署統計組

24.1 康樂及文化事務署（康文署）統計組定期編製有關該署所提供的設施及服務的統計資料，供該署人員參考。

24.2 統計組亦進行統計調查，搜集公眾對康文署設施及服務的意見。在2016/17年，統計組參與多項統計調查工作，包括「香港花卉展覽意見調查」、「康樂及文化事務署博物館服務意見調查」及「旅客參觀博物館的行為及興趣統計調查」。

Statistical unit of the Leisure and Cultural Services Department

24.1 The statistical unit of the Leisure and Cultural Services Department (LCSD) regularly compiles statistics related to LCSD's facilities and services for reference of LCSD officers.

24.2 The statistical unit also conducts surveys to collect public views on LCSD's facilities and services. In 2016/17, the statistical unit engaged in a number of surveys, including Opinion Survey on Hong Kong Flower Show, Opinion Survey on LCSD's Museum Services and Survey on Tourists' Behaviour and Interest in LCSD's Museum Visitation.



康文署統計組參與多項統計調查工作，包括「香港花卉展覽意見調查」、「康樂及文化事務署博物館服務意見調查」及「旅客參觀博物館的行為及興趣統計調查」。

The statistical unit of the Leisure and Cultural Services Department (LCSD) engaged in a number of surveys, including Opinion Survey on Hong Kong Flower Show, Opinion Survey on LCSD's Museum Services and Survey on Tourists' Behaviour and Interest in LCSD's Museum Visitation.





25 食物及環境衛生 Food and Environmental Hygiene

食物環境衛生署統計組

25.1 食物環境衛生署（食環署）統計組為署內各組別提供統計支援。除了應用及闡釋統計數據，統計組亦進行各類統計調查及編製統計報告，從而提供有用資料，協助該署監察服務表現、進行決策及政策規劃。

25.2 統計組提供的服務包括擬備外判統計調查服務投標規格、評估統計調查建議、就調查的樣本和問卷設計提供意見，以及監察統計調查的進度等。

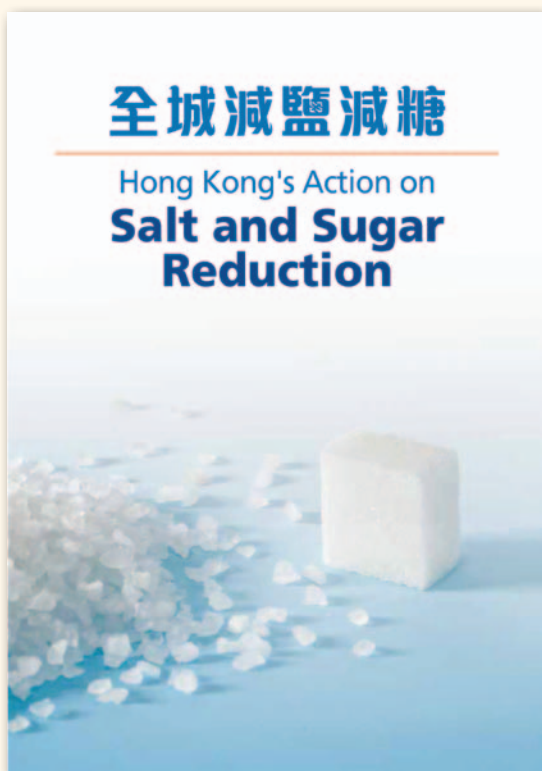
25.3 在2016-17年度，統計組完成了「關於四個公眾街市及一個熟食中心的營商可行性調查」。此外，統計組就推行「垃圾收集及街道潔淨服務顧客意見調查」及「不同零售渠道的食品價格調查」提供統計支援。除了上述統計調查外，統計組亦就籌備「全港第二次食物消費量調查」及「減鹽減糖統計調查」提供統計方面的建議。

Statistical unit of the Food and Environmental Hygiene Department

25.1 The statistical unit of the Food and Environmental Hygiene Department (FEHD) renders statistical support to various sections of FEHD. On top of application and interpretation of statistics, the statistical unit conducts statistical surveys and compiles statistical reports, which provide FEHD with useful information for performance monitoring, decision making and policy planning.


25.2 The services rendered by the statistical unit include preparation of tender specifications for the outsourcing of surveys, assessment of survey proposals, provision of advice on sample and questionnaire designs, and monitoring of survey progress.

25.3 In 2016-17, the statistical unit completed the Survey on Viability of Four Public Markets and One Cooked Food Centre. In addition, statistical support was rendered to the implementation of the Customer Satisfaction Survey on Waste Collection and Street Cleaning Services and the Survey on Prices of Fresh Food Items in Different Retail Channels. On top of the above surveys, statistical advice was also provided to the preparation of the Second Food Consumption Survey and the Public Survey on Salt and Sugar Reduction.



食物環境衛生署統計組為「減鹽減糖統計調查」提供統計支援。

The statistical unit of the Food and Environmental Hygiene Department rendered statistical support to the Public Survey on Salt and Sugar Reduction.



食物安全中心統計組

25.4 食環署轄下的食物安全中心設有統計組，負責就專為控制及預防食物危害而設的「食物監察計劃」，向中心內的不同組別提供統計支援。統計組的支援涉及多個範疇，例如食物投訴、獸醫公共衛生和食物進口登記等。

25.5 該組亦繼續為各項食物風險評估研究和提升「食物監察系統」的資訊管理計劃（該系統保存食環署的食物監察樣本記錄），提供統計意見及支援服務。

25.6 在2016-17年度，統計組繼續就新一輪的「食物消費量調查」提供統計諮詢和技術支援服務。此統計調查是第二次進行，目的是搜集香港成年人最新的食物消費數據、找出成年人常吃的餸菜及制定有關餸菜的食譜。這些統計數字將有助該中心的食物風險評估工作，從而為消費者的健康和食品安全提供充足的保障。

Statistical unit of the Centre for Food Safety

25.4 The statistical unit of the Centre for Food Safety under FEHD is responsible for rendering statistical support to different subject sections of the Centre in regard to the Food Surveillance Programme, which was designed to control and prevent food hazards. Statistical support provided encompass such areas as food complaints, veterinary public health and food import registration.


25.5 Statistical advice and support services continues to be rendered to various food risk assessment studies and the enhancement of an information management project, namely the Food Surveillance System, which maintains the food surveillance sample records of FEHD.

25.6 In 2016-17, the statistical unit continues to provide statistical advisory and technical support services to the new round of the Food Consumption Survey. The Survey, which is to be conducted for the second time, aims to collect up-to-date food consumption information among adults in Hong Kong, identify common dishes consumed among adults and develop recipes for the dishes identified. The statistics are useful to the food risk assessment work of the Centre for providing adequate protection of consumer health and food safety.



食物安全中心統計組為各項食物風險評估研究和提升「食物監察系統」的資訊管理計劃提供統計方面的支援。

The statistical unit of the Centre for Food Safety renders statistical support to various food risk assessment studies and the enhancement of an information management project, namely the Food Surveillance System.



26 環境 The Environment

環境保護署統計組

26.1 環境保護署統計組為該署提供統計服務以支援環保政策的制定、監測香港固體廢物，以及發展固體廢物管理的長遠方案。統計組負責管理「廢物回收再造業調查」及「都市固體廢物成分調查」、編算香港固體廢物棄置及回收的統計數字、預測未來不同計劃時段的固體廢物趨勢、編算都市固體廢物棄置及回收率，以及進行統計研究以優化編製固體廢物統計的框架。

26.2 統計組定期編製多個範疇的固體廢物監測統計數字。這些統計數字刊載於該署網頁 (www.epd.gov.hk)，以及香港減廢網站 (www.wastereduction.gov.hk/chi/assistancewizard/waste_red_sat.htm)。

26.3 《香港統計年刊》刊載有關空氣質素、水質、污染投訴，以及固體廢物排放及成分的選定統計數字。

Statistical unit of the Environmental Protection Department

26.1 The statistical unit of the Environmental Protection Department (EPD) provides statistical support to the formulation of environmental policies, monitoring of solid waste in Hong Kong, and development of long term programmes on waste management. The statistical unit is responsible for managing the annual Waste Recovery Survey and the annual Waste Composition Survey on Municipal Solid Waste, compiling various waste statistics of Hong Kong such as Waste Disposal and Recovery Statistics, projecting trends of waste statistics for various planning horizons into the future, estimating the Municipal Solid Waste Disposal and Recovery Rates, and conducting statistical researches to enhance the compilation framework of waste statistics.


26.2 Statistics on various aspects of solid waste monitoring are compiled regularly by the statistical unit. These statistics are available on EPD's website (www.epd.gov.hk) and Hong Kong Waste Reduction Website (www.wastereduction.gov.hk/en/assistancewizard/waste_red_sat.htm).

26.3 Selected statistics on air quality, water quality, pollution complaints as well as solid waste generation and composition are published in the *Hong Kong Annual Digest of Statistics*.



環境保護署統計組定期編製多個範疇的固體廢物監測統計數字。
Statistics on various aspects of solid waste monitoring are compiled regularly by the statistical unit of Environmental Protection Department.





環境保護署統計組按年編製《香港固體廢物監察報告》。

The report on Monitoring Solid Waste in Hong Kong is annually compiled by the statistical unit of Environmental Protection Department.

27 水務 Water Supplies

水務署統計組

27.1 水務署統計組為該署各組別提供統計服務，主要包括編製有關水務的統計數字、進行統計調查與研究，以及提供統計方面的意見。

27.2 統計組計劃進行一系列統計調查，搜集及分析市民對供水服務的意見，以供該署檢討供水系統及制定優質供水服務的策略性規劃之用。

27.3 在2016-17年，統計組就「供水服務意見調查」提供了統計支援。該項統計調查旨在評估客戶對水務署整體服務的觀感和滿意程度。

Statistical unit of the Water Supplies Department

27.1 The statistical unit of the Water Supplies Department (WSD) provides statistical services to various sections of WSD, including compilation of waterworks statistics, conduct of statistical surveys and studies, and provision of statistical advice.

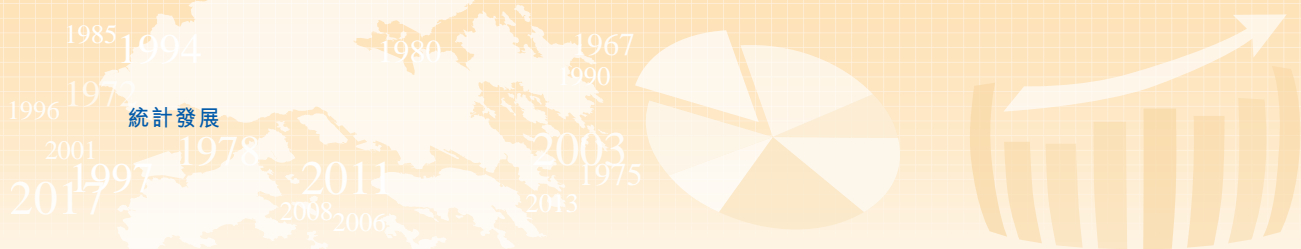
27.2 The statistical unit plans to conduct a series of surveys for collecting and analysing the views of the public on water supply services. This will facilitate WSD in reviewing water supply systems and formulating strategic plans for the provision of quality water supply services.

27.3 In 2016-17, the statistical unit provided statistical support in respect of the Opinion Survey on Water Supplies Services. The survey would be carried out to assess the perception and satisfaction level of the customers on the overall services provided by WSD.

在2016-17年，水務署統計組就「供水服務意見調查」提供了統計支援。

In 2016-17, the statistical unit of the Water Supplies Department provided statistical support in respect of the Opinion Survey on Water Supplies Services.





28 專題研究 Topical Studies

社會研究


28.1 本處不時進行「主題性住戶統計調查」及「專題訪問」，以搜集其他政府決策局及部門所需的社會經濟數據，供規劃及政策檢討之用。「主題性住戶統計調查」採用「用者自付」原則，在本處統籌及管理下外判予私營的調查機構進行。透過「綜合住戶統計調查」進行的「專題訪問」，通常涉及與勞工相關的主題、有重要政策影響和急需處理的主題，或不適宜由外界承辦的主題。

28.2 於2016年4月至2017年3月期間，本處進行了數輪的「主題性住戶統計調查」，並就「新媒體的使用情況」及「執行贍養令的情況」的課題出版了一本報告書。

Social Studies

28.1 In order to collect socio-economic data required by other government bureaux and departments for planning and policy review purposes, the department conducts Thematic Household Survey (THS) and Special Topic Enquiry (STE) from time to time. THS, adopting the "user pays" principle, is outsourced to private research firms under the co-ordination and management of the department. STE, conducted via GHS, is generally dedicated to topics which are labour related; with significant policy implications and urgency; or for which outsourcing is not suitable.

28.2 During the period from April 2016 to March 2017, several rounds of THS were conducted and a report was published on the topics of "Use of new media" and "Enforcement of maintenance orders".



本處不時進行「主題性住戶統計調查」及「專題訪問」，以搜集其他政府決策局及部門所需的社會經濟數據，供規劃及政策檢討之用。

In order to collect socio-economic data required by other government bureaux and departments for planning and policy review purposes, the department conducts Thematic Household Survey and Special Topic Enquiry from time to time.

28.3 本處聯同財政司司長辦公室經濟分析及方便營商處向扶貧委員會提供專業支援，以協助進行有關香港貧窮情況的分析及制訂貧窮線。香港2015年的貧窮線和貧窮情況的分析結果已於2016年10月15日舉行的扶貧委員會高峰會公布。本處將繼續致力向扶貧委員會及政府持份者提供專業支援，以監察香港的貧窮情況和制訂／檢討扶貧措施。

28.3 The department, in collaboration with EABFU of Financial Secretary's Office, has rendered professional assistance to the Commission on Poverty in regard to conducting the analysis of the poverty situation and setting of the poverty line in Hong Kong. The poverty line and results of the analysis on the poverty situation in Hong Kong in 2015 were released in the Commission on Poverty Summit on 15 October 2016. The department will continue to render professional support to the Commission on Poverty and government stakeholders in monitoring the poverty situation in Hong Kong and formulation/review of poverty alleviation measures.

本處聯同財政司司長辦公室經濟分析及方便營商處向扶貧委員會提供專業支援，以協助進行有關香港貧窮情況的分析及制訂貧窮線。
The department, in collaboration with Economic Analysis and Business Facilitation Unit of Financial Secretary's Office, has rendered professional assistance to the Commission on Poverty in regard to conducting the analysis of the poverty situation and setting of the poverty line in Hong Kong.



公營租住房屋住戶收入指數

28.4 房屋委員會於2007年1月開始進行「公屋住戶入息抽樣統計調查」，搜集有關收入數據予本處編製收入指數，作為每兩年進行一次的公營租住房屋（公屋）租金調整的根據。本處與房屋署合作推行質素保證措施，以確保整個數據搜集及輸入工作合乎統計上的質素要求。本處已根據2013年及2015年公屋住戶入息數據，編製更新的收入指數，以支援於2016年進行的第四次公屋租金檢討。

Income index for public rental housing tenants

28.4 The Housing Authority commenced a Survey on Household Income of Public Rental Housing (PRH) Tenants in January 2007 to collect relevant income data for compiling an income index by the department to guide the PRH rent adjustments on a biennial basis. The department has implemented quality assurance measures in collaboration with the Housing Department to ensure the overall statistical quality of the entire data collection and input process. The department had compiled an up-to-date income index based on income data of PRH tenants for 2013 and 2015 for supporting the fourth PRH rent review conducted in 2016.

香港—澳門—廣東規劃及基建資料庫

28.5 香港特別行政區政府已訂下明確政策，務求開拓因香港與廣東省的更密切連繫而可能帶來的商機，並推動兩地的發展和合作。成功推行這政策需要長期的數據支援有關研究。為此，一個以「地理訊息系統」為基礎，載列香港、澳門與廣東省的相關社會及經濟統計數列的資料庫已於2005年4月投入服務。為滿足使用者不斷增加的需求，該資料庫已經重新設計。新的資料庫在內容及功能方面均有所提升，並已於2013年8月啟用。

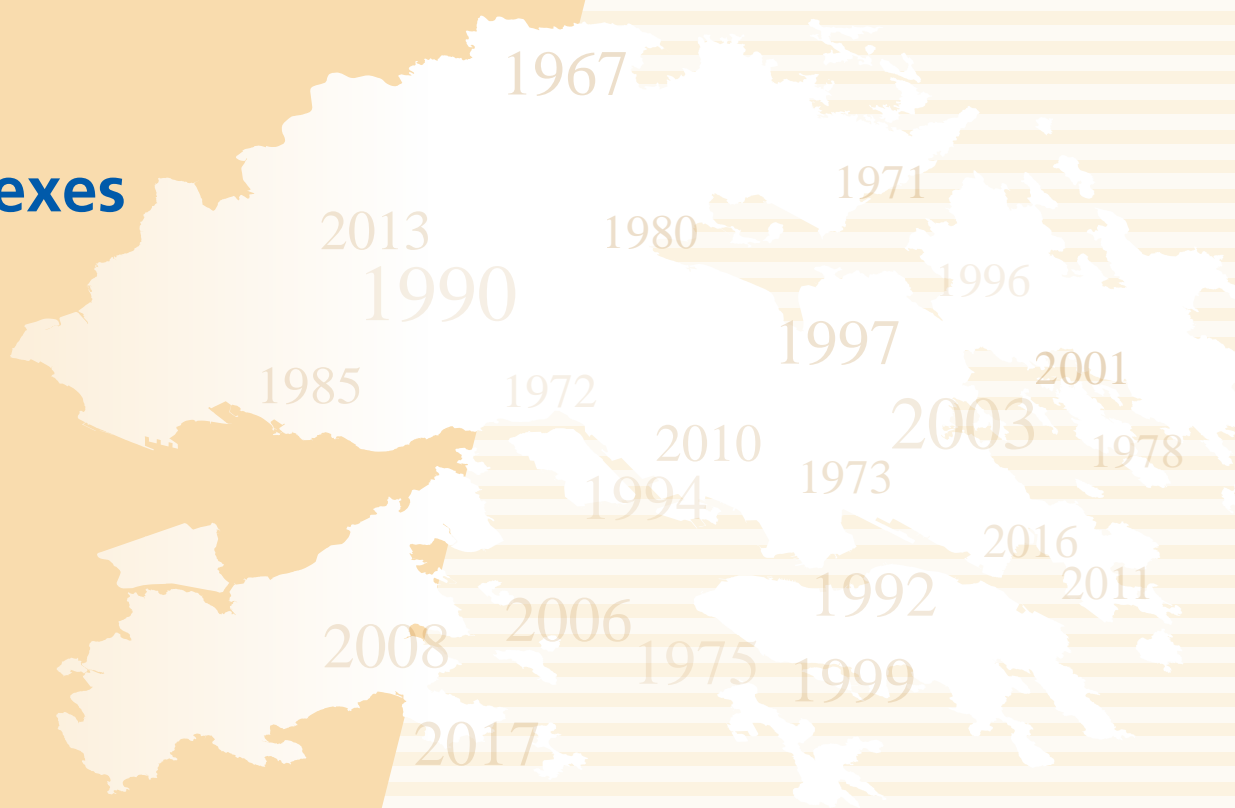
The Hong Kong-Macao-Guangdong Planning and Infrastructure Database

28.5 It is a stated policy of the Government of the HKSAR to tap the business opportunities that may arise from a closer link between Hong Kong and Guangdong, and to promote development and cooperation between the two regions. The success of this policy initiative needs the support of research studies underpinned by long-term data. In this connection, a Geographic Information System-based database containing relevant series of social and economic statistics of Hong Kong, Macao and Guangdong has been put in use starting from April 2005. To meet the increasing demand of users, the database has already been revamped. The new database, with enhanced contents and functionality, was launched in August 2013.

28.6 為配合泛珠三角地區的不斷發展，本處將繼續向鄰近地區的相關機關提供香港的主要社會及經濟統計數字，以供制定政策時作參考。

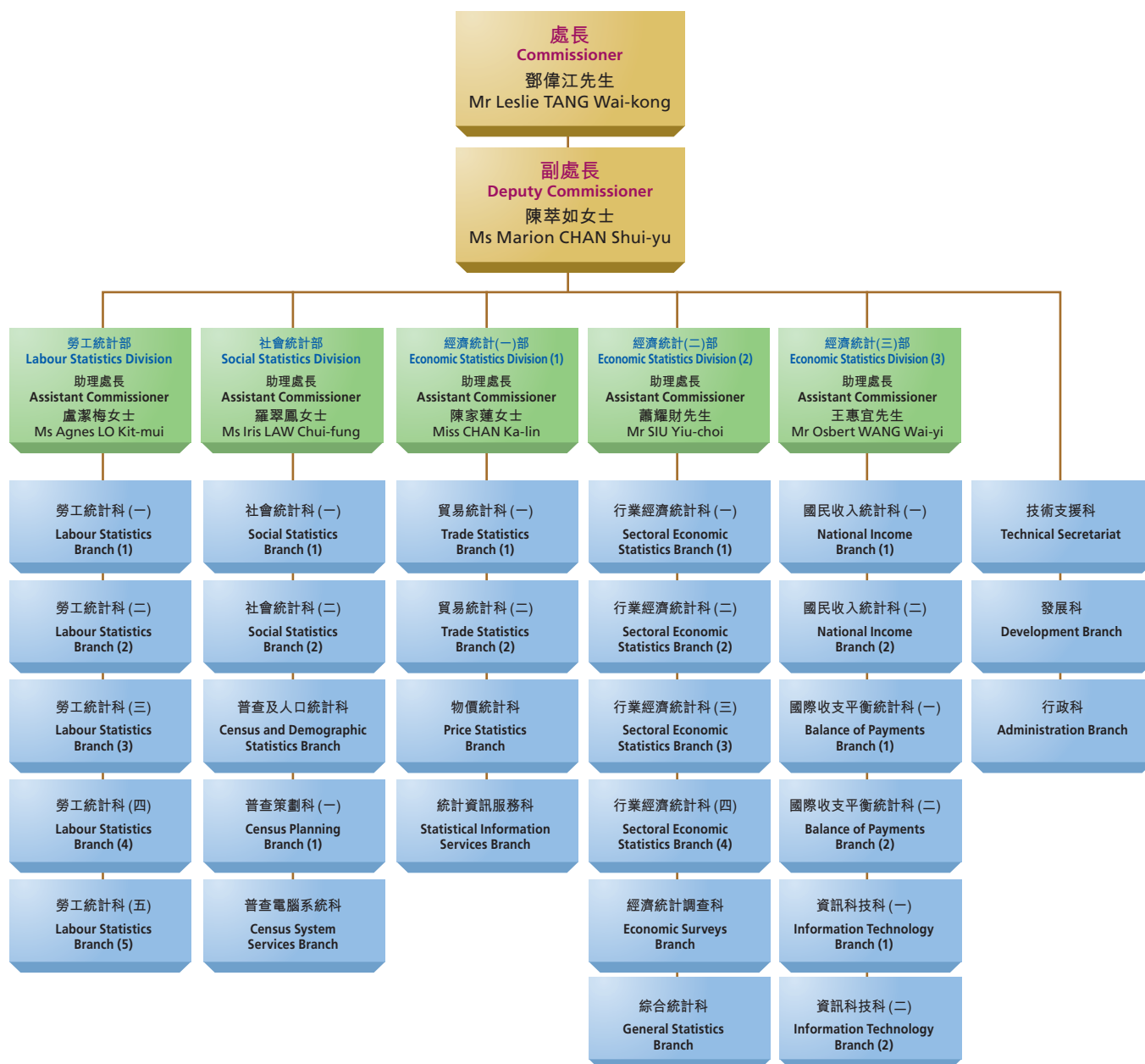
28.6 To support the ongoing development of the Pan-Pearl River Delta region, the department will continue to provide major social and economic statistics of Hong Kong to relevant authorities around the region for reference in policy formulation.

附件 Annexes



2017年1月1日政府統計處的組織表

Organisation Chart of the Census and Statistics Department as at 1.1.2017



除行政科外，每一個科別均由一名高級統計師擔任主管，並由統計師及其他統計人員和一般職系人員協助執行職務。

Except for the Administration Branch, each Branch is headed by a Senior Statistician, who is assisted by Statisticians, other statistical staff and general grades staff in discharging duties.

行政科由一名總行政主任擔任主管，由一般職系人員協助執行職務。

The Administration Branch is headed by a Chief Executive Officer, who is assisted by general grades staff in discharging duties.

統計諮詢委員會 Statistics Advisory Board

職權範圍

Terms of Reference

對所有由政府統計處處長提交予該委員會研究之有關統計事務，提供意見。

To advise the Commissioner for Census and Statistics on all statistical matters referred to the Board by the Commissioner.

組成

Composition

委員會屬於非法定的諮詢團體，成員包括一位主席、12名非官方成員及3名官方成員。非官方成員來自商界、學術界和社會各界的公認專業人士，有廣泛代表性。

The Board is a non-statutory advisory body. It comprises a Chairman, 12 non-official members and 3 official members. The non-official members consist of established professionals of the business sector, the academia and the community, providing a wide representation.

成員名單 (2016年6月至2018年5月)

Membership (June 2016 – May 2018)

主席(當然委任) Chairman (ex officio)



鄧偉江先生，JP
Mr Leslie TANG Wai-kong, JP

政府統計處處長
Commissioner for Census and Statistics

非官方委員 Non-official Members



羅秀梅女士
Ms Christina LAW Sau-mui

天祥公證行有限公司東北亞區首席執行官
Chief Executive, North East Asia,
Intertek Testing Services Hong Kong Limited
2012年6月首獲委任為委員 First appointed to the Board in June 2012



梁銘添先生
Mr Anthony LEUNG Ming-tim

聯邦快遞（香港）有限公司香港及澳門董事總經理
Managing Director, Hong Kong and Macau,
Federal Express (HK) Limited
2012年6月首獲委任為委員 First appointed to the Board in June 2012



丁紹賢先生
Mr Patrick TING Siu-yin

樂信藥業有限公司董事
Director, Advance Pharmaceutical Company Limited
2012年6月首獲委任為委員 First appointed to the Board in June 2012



黃進達先生
Mr Jason WONG Chun-tat

康泰旅行社有限公司董事總經理
Director and General Manager, Hong Thai Travel Services Limited
2012年6月首獲委任為委員 First appointed to the Board in June 2012



劉惠萍女士
Ms Clara LAU Wai-ping

穆迪投資者服務公司（香港）亞太區企業融資信用評級策略與標準首席評級主任
Group Credit Officer, Credit Strategy and Standards, Corporate Finance, Asia Pacific,
Moody's Investors Service Hong Kong Limited
2014年6月首獲委任為委員 First appointed to the Board in June 2014



羅致光博士，GBS，JP
Dr LAW Chi-kwong, GBS, JP

香港大學社會工作及社會行政學系副教授
Associate Professor, Department of Social Work and Social Administration,
The University of Hong Kong
2014年6月首獲委任為委員 First appointed to the Board in June 2014



梁兆輝教授
Professor LEUNG Siu-fai

香港科技大學經濟學系系主任
Head of Department of Economics,
The Hong Kong University of Science and Technology
2014年6月首獲委任為委員 First appointed to the Board in June 2014



徐國良教授
Professor TSUI Kwok-leung

香港城市大學系統工程及工程管理學系系主任及講座教授
Head and Chair Professor of Industrial Engineering, Department of Systems
Engineering and Engineering Management, City University of Hong Kong
2014年6月首獲委任為委員 First appointed to the Board in June 2014



黃浩明先生，JP
Mr Augustine WONG Ho-ming, JP

恒基兆業地產有限公司執行董事
Executive Director of Henderson Land Development Company Limited
2014年6月首獲委任為委員 First appointed to the Board in June 2014



陳嘉賢女士
Ms Karen CHAN Ka-yin

德國寶集團有限公司執行董事
Executive Director of German Pool Group Company Limited
2016年6月獲委任為委員 Appointed to the Board in June 2016



張洪秀美女士，JP
Mrs CHEUNG ANG Siew-mei, JP

基督教勵行會總幹事
Executive Director of Christian Action
2016年6月獲委任為委員 Appointed to the Board in June 2016



袁淑琴女士
Ms Nicole YUEN Shuk-kam

瑞士信貸（香港）有限公司大中華區董事總經理兼大中華區副主席
Managing Director and Vice Chairman, Greater China,
Credit Suisse (Hong Kong) Limited
2016年6月獲委任為委員 Appointed to the Board in June 2016

官方委員 Official Members

規劃署署長（或其代表）

Director of Planning (or representative)

政府經濟顧問（或其代表）

Government Economist (or representative)

財經事務及庫務局首席助理秘書長（財經事務）（或其代表）

Principal Assistant Secretary for Financial Services and the Treasury (Financial Services)
(or representative)

秘書（當然委任） Secretary (ex officio)

政府統計處

高級統計師（統計資訊服務）

Senior Statistician (Statistical Information Services)

Census and Statistics Department

2017年1月1日各政府部門統計職位的分布 Distribution of Statistical Posts in the Government as at 1.1.2017

部門	高級 統計師	統計師	高級 統計主任	一級 統計主任	二級 統計主任
	Senior Statistician	Statistician	Senior Statistical Officer	Statistical Officer I	Statistical Officer II
政府總部	6 [#]	10	5	24 [#]	22
政府統計處*	29 [#]	55	24	101 [#]	237 [#]
民航處				1	1
懲教署	1			2	3
香港海關		1		2	2
食物環境衛生署		2	1	3	
衛生署	1	4		11	42
環境保護署	2 [#]	1			1
民政事務總署					2
香港警務處		1		5	14
房屋署	2				
入境事務處					1
司法機構				1	1
土地註冊處				1	
法律援助署				1	1
康樂及文化事務署		1		2	1
海事處	1			1	3
規劃署	1	2		2	4
差餉物業估價署			2	3	3
社會福利署	1	3		5	12
工業貿易署		1		1	1
運輸署	1	1		2	3
大學教育資助 委員會秘書處		1		2	
水務署		1			1
總計	45[#]	84	32	170[#]	355[#]

註：* 除列於表內的職位外，亦設有一個處長、一個副處長及五個助理處長職位，這些職位均屬專業人員職位。

包括編制外職位。

高級 統計督導 Senior Statistics Supervisor	統計督導 Statistics Supervisor	高級外勤 統計主任 Senior Census and Survey Officer	外勤 統計主任 Census and Survey Officer	助理外勤 統計主任 Assistant Census and Survey Officer	Department
					Government Secretariat
2	14	16 [#]	127 [#]	198	Census and Statistics Department*
					Civil Aviation Department
					Correctional Services Department
					Customs and Excise Department
					Food and Environmental Hygiene Department
					Department of Health
					Environmental Protection Department
					Home Affairs Department
					Hong Kong Police Force
					Housing Department
					Immigration Department
					Judiciary
					Land Registry
					Legal Aid Department
					Leisure and Cultural Services Department
					Marine Department
					Planning Department
					Rating and Valuation Department
					Social Welfare Department
					Trade and Industry Department
					Transport Department
					University Grants Committee Secretariat
					Water Supplies Department
2	14	16[#]	127[#]	198	Total

Notes : * In addition to those given in the table, there are 1 post of Commissioner, 1 post of Deputy Commissioner and 5 posts of Assistant Commissioner, which are all professional posts.

Includes supernumerary posts.

2017年1月1日政府統計處統計職位的分布 Distribution of Statistical Posts in the Census and Statistics Department as at 1.1.2017

部別／科別	高級 統計師	統計師	高級 統計主任	一級 統計主任	二級 統計主任	高級 統計督導
	Senior Statistician	Statistician	Senior Statistical Officer	Statistical Officer I	Statistical Officer II	Senior Statistics Supervisor
經濟統計(一)部						
貿易統計科(一)	1	3		3	10	1
貿易統計科(二)	1	4		6	10	1
物價統計科	1	2	1	3	10 [#]	
統計資訊服務科	1	1	1	3	5	
經濟統計(二)部						
行業經濟統計科(一)	1	2		4	10	
行業經濟統計科(二)	1	2		7	22	
行業經濟統計科(三)	1	2	1	4	10	
行業經濟統計科(四)	1	2		6	13	
經濟統計調查科	1	3		3	4	
綜合統計科	1	2		2	2	
經濟統計(三)部						
國民收入統計科(一)	1	3	2	7 [#]	16	
國民收入統計科(二)	1	2	1	3	7	
國際收支平衡統計科(一)	2 [#]	2	2	4	12	
國際收支平衡統計科(二)	1	2	4	5	23	
資訊科技科(一)	1	1	1	2	1	
資訊科技科(二)	1	1	1	3	1	
社會統計部						
社會統計科(一)	1	1	1	4	9	
社會統計科(二)	1	2		2	6	
普查及人口統計科	1	4	3	7	12 [#]	
普查策劃科(一)	1	2	4	6 [#]	4	
勞工統計部						
勞工統計科(一)	2 [#]	1	2	5	15	
勞工統計科(二)	1	2		2	7	
勞工統計科(三)	1	2		4	14	
勞工統計科(四)	1	1		1		
勞工統計科(五)	1	2		3	11	
副處長辦公室						
技術支援科	1	2		1	2	
發展科	1	1		1	1	
中央補缺人員		1				
總計	29[#]	55	24	101[#]	237[#]	2

註：除列於表內的職位外，亦設有一個處長、一個副處長及五個助理處長職位，這些職位均屬專業人員職位。

包括編制外職位。

統計督導 Statistics Supervisor	高級外勤 統計主任 Senior Census and Survey Officer	外勤 統計主任 Census and Survey Officer	助理外勤 統計主任 Assistant Census and Survey Officer	Division / Branch
ECONOMIC STATISTICS DIVISION (1)				
8				Trade Statistics Branch (1)
6	1	5	23	Trade Statistics Branch (2)
	1	3	19	Price Statistics Branch
				Statistical Information Services Branch
ECONOMIC STATISTICS DIVISION (2)				
				Sectoral Economic Statistics Branch (1)
				Sectoral Economic Statistics Branch (2)
				Sectoral Economic Statistics Branch (3)
				Sectoral Economic Statistics Branch (4)
	6 [#]	57 [#]	64	Economic Surveys Branch
				General Statistics Branch
ECONOMIC STATISTICS DIVISION (3)				
				National Income Branch (1)
				National Income Branch (2)
				Balance of Payments Branch (1)
	3	31 [#]		Balance of Payments Branch (2)
				Information Technology Branch (1)
				Information Technology Branch (2)
SOCIAL STATISTICS DIVISION				
				Social Statistics Branch (1)
				Social Statistics Branch (2)
	1	4	3	Census and Demographic Statistics Branch
				Census Planning Branch (1)
LABOUR STATISTICS DIVISION				
				Labour Statistics Branch (1)
	3	24 [#]	88	Labour Statistics Branch (2)
				Labour Statistics Branch (3)
				Labour Statistics Branch (4)
	1	3	1	Labour Statistics Branch (5)
OFFICE OF THE DEPUTY COMMISSIONER				
				Technical Secretariat
				Development Branch
				Central Reserve
14	16 [#]	127 [#]	198	Total

Notes : In addition to those given in the table, there are 1 post of Commissioner, 1 post of Deputy Commissioner and 5 posts of Assistant Commissioner, which are all professional posts.

Including supernumerary posts.

於2016至2017年度根據各制定的普查及統計令進行的統計調查 Surveys Conducted in 2016-2017 under Enacted Census and Statistics Orders

統計調查	Surveys	普查及統計令
按年	Annual	
服務輸入及輸出按年統計調查	Annual Survey of Imports and Exports of Services	普查及統計（服務輸入及輸出按年調查）（修訂）令
對外申索、負債及收益統計調查	Survey of External Claims, Liabilities and Income	普查及統計（對外申索、負債及收益調查）（修訂）令
創新活動統計調查	Survey of Innovation Activities	普查及統計（創新活動調查）令
經濟活動按年統計調查	Annual Survey of Economic Activities	普查及統計（經濟活動按年調查）令
收入及工時按年統計調查	Annual Earnings and Hours Survey	普查及統計（收入及工時按年調查）令
按季	Quarterly	
食肆的收入及購貨額按季統計調查	Quarterly Survey of Restaurant Receipts and Purchases	普查及統計（食肆的收入及購貨額按季調查）令
工業生產按季統計調查	Quarterly Survey of Industrial Production	普查及統計（工業生產按季調查）（修訂）令
建造工程完成量按季統計調查	Quarterly Survey of Construction Output	普查及統計（建造工程完成量按季調查）令
僱傭及職位空缺按季統計調查	Quarterly Survey of Employment and Vacancies	普查及統計（僱傭及職位空缺按季調查）（修訂）令
勞工收入統計調查	Labour Earnings Survey	普查及統計（勞工收入調查）令
服務行業按季統計調查	Quarterly Survey of Service Industries	普查及統計（服務行業按季調查）（修訂）令
按月	Monthly	
零售業銷貨額按月統計調查	Monthly Survey of Retail Sales	普查及統計（零售業銷貨額按月調查）（修訂）令
其他	Others	
2016年中期人口統計	2016 Population By-census	普查及統計(2016年人口普查)令

此表載列在2016年4月至2017年3月期間進行統計訪問工作的統計調查。

Census and Statistics Orders

制定日期 Date of Enactment

Census and Statistics (Annual Survey of Imports and Exports of Services) (Amendment) Order	22.4.1996
Census and Statistics (Survey of External Claims, Liabilities and Income) (Amendment) Order	7.11.2001
Census and Statistics (Survey of Innovation Activities) Order	29.11.2002
Census and Statistics (Annual Survey of Economic Activities) Order	7.1.2010
Census and Statistics (Annual Earnings and Hours Survey) Order	18.3.2010
Census and Statistics (Quarterly Survey of Restaurant Receipts and Purchases) Order	14.1.1983
Census and Statistics (Quarterly Survey of Industrial Production) (Amendment) Order	6.11.1995
Census and Statistics (Quarterly Survey of Construction Output) Order	30.6.1997
Census and Statistics (Quarterly Survey of Employment and Vacancies) (Amendment) Order	3.2.1999
Census and Statistics (Labour Earnings Survey) Order	15.3.2000
Census and Statistics (Quarterly Survey of Service Industries) (Amendment) Order	7.1.2010
Census and Statistics (Monthly Survey of Retail Sales) (Amendment) Order	24.7.1998
Census and Statistics (2016 Population Census) Order	17.12.2015

This list covers surveys for which fieldwork took place during the period April 2016 to March 2017.

於2016至2017年度進行的自願性質統計調查 Voluntary Surveys Conducted in 2016-2017

統計調查	Surveys	刊登憲報公告日期 Date of Gazette
按年	Annual	
海外旅行團按年統計調查	Annual Survey of Overseas Tours	19.1.1990
私人非牟利團體自置及佔用樓宇按年統計調查	Annual Survey of Premises Owned and Occupied by Private Non-profit Bodies	19.1.1990
經理級與專業僱員（高層管理人員除外）薪金及僱員福利統計調查	Survey of Salaries and Employee Benefits – Managerial and Professional Employees (Excluding Top Management)	28.9.2001
代表香港境外母公司的駐港公司按年統計調查	Annual Survey of Companies in Hong Kong Representing Parent Companies Located outside Hong Kong	24.3.2006
私營安老院的院友資料按年統計調查	Annual Survey on Profile of Inmates of Private Elderly Homes	12.6.2009
按季	Quarterly	
建築地盤就業人數按季統計調查	Quarterly Employment Survey of Construction Sites	19.3.1999
業務展望按季統計調查	Quarterly Business Tendency Survey	29.11.2002
商貿服務及其他貿易活動按季統計調查	Quarterly Survey of Merchanting and Other Trading Activities	5.3.2010
按月	Monthly	
綜合住戶統計調查	General Household Survey	19.1.1990
建築材料批發價格按月統計調查	Monthly Building Materials Wholesale Price Survey	19.1.1990
進出口價格按月統計調查	Monthly Import and Export Price Survey	19.1.1990
進口貿易保險費及運費按月統計調查	Monthly Survey on Insurance and Freight Costs for Import Trade	27.10.1995
按月零售物價統計調查	Monthly Retail Price Survey	24.5.1996
轉口貿易按月統計調查	Monthly Survey of Re-export Trade	18.4.1997
涉及外發中國內地加工貿易按月統計調查	Monthly Survey on Trade Involving Outward Processing in the Mainland of China	3.4.1998

統計調查

Surveys

刊登憲報公告日期
Date of Gazette

其他	Others	
2017年資訊科技在工商業的使用情況和普及程度統計調查	Survey on Information Technology Usage and Penetration in the Business Sector for 2017	24.2.2017
2016年有關資訊科技使用情況和普及程度的主題性住戶統計調查	Thematic Household Survey on Information Technology Usage and Penetration in 2016	15.4.2016
2016年中期人口統計查點後的覆核統計調查	Post Enumeration Survey of the 2016 Population By-census	5.8.2016
2016年有關健康事項的主題性住戶統計調查	Thematic Household Survey on Health-related Issues in 2016	30.9.2016

此表載列在2016年4月至2017年3月期間進行統計訪問工作的統計調查。

This list covers surveys for which fieldwork took place during the period April 2016 to March 2017.

2017年政府統計處定期性統計數據發布日期一覽 Schedule for Issuing Regular Releases of Statistical Data by the Census and Statistics Department in 2017

(已於2016年9月底預先公布)

(Pre-announced in end-September of 2016)

統計數據		2017	1月 January	2月 February	3月 March	4月 April	5月 May	6月 June
人口								
人口數字	發布日期 統計日期		27 31/12/2016					
勞工、就業、工資								
失業及就業不足統計	發布日期 統計月份	19 10-12/2016	20 11/2016 – 1/2017	16 12/2016 – 2/2017	21 1-3/2017	19 2-4/2017	20 3-5/2017	
就業及職位空缺統計	發布日期 統計月份			21 12/2016			22 3/2017	
工資及薪金總額統計	發布日期 統計月份			27 12/2016			26 3/2017	
經理級與專業僱員薪金指數	發布日期 統計月份							
對外商品貿易								
對外商品貿易統計	發布日期 統計月份	26 12/2016	27 1/2017	27 2/2017	25 3/2017	25 4/2017	26 5/2017	
對外商品貿易貨量及價格統計	發布日期 統計月份	17 11/2016	16 12/2016	20 1/2017	20 2/2017	11 3/2017	15 4/2017	
船隻、港口貨物及貨櫃統計	發布日期 統計季度			6 Q4/2016			6 Q1/2017	
涉及外發中國內地加工 貿易統計	發布日期 統計季度			13 Q4/2016			12 Q1/2017	
工商業								
工業生產指數和工業生產者 價格指數	發布日期 統計季度			13 Q4/2016			13 Q1/2017	
建造工程完成量統計	發布日期 統計季度			10 Q4/2016			12 Q1/2017	

7月 July	8月 August	9月 September	10月 October	11月 November	12月 December	2017	Statistical Data
							Population
	10 30/6/2017					Release date Reference date	Population figures
							Labour, Employment, Wages
18 4-6/2017	17 5-7/2017	18 6-8/2017	19 7-9/2017	16 8-10/2017	18 9-11/2017	Release date Reference months	Unemployment and underemployment statistics
		19 6/2017			19 9/2017	Release date Reference month	Employment and vacancies statistics
		26 6/2017			28 9/2017	Release date Reference month	Wage and payroll statistics
			27 6/2017			Release date Reference month	Salary indices for managerial and professional employees
							External Merchandise Trade
27 6/2017	24 7/2017	26 8/2017	26 9/2017	27 10/2017	28 11/2017	Release date Reference month	External merchandise trade statistics
20 5/2017	10 6/2017	19 7/2017	17 8/2017	9 9/2017	19 10/2017	Release date Reference month	Volume and price statistics of external merchandise trade
		7 Q2/2017			5 Q3/2017	Release date Reference quarter	Statistics on vessels, port cargo and containers
		11 Q2/2017			11 Q3/2017	Release date Reference quarter	Statistics on trade involving outward processing in the mainland of China
							Commerce and Industry
		14 Q2/2017			14 Q3/2017	Release date Reference quarter	Index of Industrial Production and Producer Price Index for the industrial sector
		11 Q2/2017			11 Q3/2017	Release date Reference quarter	Construction output statistics

統計數據		2017	1月 January	2月 February	3月 March	4月 April	5月 May	6月 June
工商業 (續)								
零售業銷貨額統計	發布日期	3	3	2		5	1	
	統計月份	11/2016	12/2016	1/2017		3/2017	4/2017	
	發布日期			30			29	
	統計月份			2/2017			5/2017	
食肆收益及購貨額統計	發布日期		3			5		
	統計季度		Q4/2016			Q1/2017		
服務行業按季業務收益指數	發布日期			9			9	
	統計季度			Q4/2016			Q1/2017	
業務展望	發布日期	20			21			
	統計季度	Q1/2017			Q2/2017			
消費物價								
消費物價指數	發布日期	23	21	21	21	23	20	
	統計月份	12/2016	1/2017	2/2017	3/2017	4/2017	5/2017	
國民收入及國際收支平衡								
本地生產總值 ⁽¹⁾	發布日期		22			12		
	統計季度		Q4/2016			Q1/2017		
以環比物量計算按經濟活動劃分的本地生產總值	發布日期			20			19	
	統計季度			Q4/2016			Q1/2017	
本地居民總收入及對外初次收入流量數字	發布日期			17			15	
	統計季度			Q4/2016			Q1/2017	
國際收支平衡及國際投資頭寸統計	發布日期			23			22	
	統計季度			Q4/2016			Q1/2017	

註：每年9月，本處會向傳媒公布翌年定期性統計數據新聞發布的詳細時間表。除了這些定期性新聞發布外，本處亦會不時發出其他統計數據的新聞稿（例如公布非定期進行統計調查結果的新聞稿）。本處近年發出的所有新聞稿均上載於本處網站(www.censtatd.gov.hk)。

Q1、Q2、Q3、Q4分別代表第一、第二、第三和第四季。

(1) 2017年第一、第二和第三季的本地生產總值數字，會於財政司司長辦公室轄下的經濟分析及方便營商處的經濟分析部發表2017年第一、第二和第三季的經濟情況及2017年本地生產總值和物價最新預測的新聞稿內公布。至於2016年第四季和2016年全年的本地生產總值，則會連同其他輔助文件，在財政司司長於2017年2月22日宣讀《財政預算案演辭》當日公布。政府統計處不會在該些日子就本地生產總值另發新聞稿。

7月 July	8月 August	9月 September	10月 October	11月 November	12月 December	2017	Statistical Data
							Commerce and Industry (Cont'd)
	2 6/2017		3 8/2017	3 9/2017		Release date Reference month	Retail sales statistics
	29 7/2017			30 10/2017		Release date Reference month	
	2 Q2/2017			3 Q3/2017		Release date Reference quarter	Restaurant receipts and purchases statistics
		11 Q2/2017			11 Q3/2017	Release date Reference quarter	Quarterly Business Receipts Indices for service industries
21 Q3/2017			20 Q4/2017			Release date Reference quarter	Business expectations
							Consumer Prices
20 6/2017	22 7/2017	21 8/2017	23 9/2017	21 10/2017	21 11/2017	Release date Reference month	Consumer Price Index
							National Income and Balance of Payments
	11 Q2/2017			10 Q3/2017		Release date Reference quarter	Gross Domestic Product ⁽¹⁾
		21 Q2/2017			21 Q3/2017	Release date Reference quarter	Chain volume measures of Gross Domestic Product by economic activity
		14 Q2/2017			14 Q3/2017	Release date Reference quarter	Gross National Income and External Primary Income Flows
		21 Q2/2017			21 Q3/2017	Release date Reference quarter	Balance of Payments and International Investment Position statistics

Notes: The date schedule for issuing regular press releases of statistical data in the ensuing year is issued to the mass media in September of each year. In addition to these regular press releases, other press releases on statistical data (e.g. press releases announcing results of ad hoc surveys) are also issued from time to time. All press releases issued by the department in recent years are posted on the department's website (www.censtatd.gov.hk).

Q1, Q2, Q3 and Q4 represent the first, second, third and fourth quarter respectively.

- (1) The Gross Domestic Product (GDP) figures for the first, second and third quarter of 2017 will be announced in the respective press releases issued by the Economic Analysis Division of the Economic Analysis and Business Facilitation Unit under the Financial Secretary's Office on the economic situation for the first, second and third quarter of 2017 and latest GDP and price forecasts for 2017. As regards the fourth quarter of 2016 and the annual GDP for 2016, the data together with other supporting materials were released along with the Financial Secretary's Budget Speech delivered on 22 February 2017. No separate press release on the GDP will be issued by the Census and Statistics Department on those days.

政府統計處刊物一覽（截至2017年3月31日）

List of Publications of the Census and Statistics Department

(as at 31.3.2017)

名稱	Title	最新期號 * Latest issue *
綜合性統計刊物	General Statistical Digests	
香港統計月刊	Hong Kong Monthly Digest of Statistics	3/2017
香港統計年刊	Hong Kong Annual Digest of Statistics	2016
香港統計數字一覽 (年刊) ^{†#}	Hong Kong in Figures (annual) ^{†#}	2017
人口	Population	
人口估計	Population estimates	
按區議會分區劃分的人口及住戶統計資料 (年刊)	Population and Household Statistics Analysed by District Council District (annual)	2016
香港人口趨勢 1981-2011 (特刊)	Demographic Trends in Hong Kong 1981-2011 (ad hoc)	-
2016 年中期人口統計	2016 Population By-census	
香港 2016 年中期人口統計 (特刊)	Hong Kong 2016 Population By-census (ad hoc)	
簡要報告	Summary Results	-
2011 年人口普查	2011 Population Census	
香港 2011 年人口普查 (特刊)	Hong Kong 2011 Population Census (ad hoc)	
主要報告：第一冊	Main Report : Volume I	-
主要報告：第二冊	Main Report : Volume II	-
簡要報告 [†]	Summary Results [†]	-
統計圖解	Graphic Guide	-
主題性報告：香港的住戶收入分布	Thematic Report : Household Income Distribution in Hong Kong	-
主題性報告：少數族裔人士	Thematic Report : Ethnic Minorities	-
主題性報告：內地來港定居未足七年人士	Thematic Report : Persons from the Mainland having resided in Hong Kong for less than 7 Years	-
主題性報告：青年	Thematic Report : Youths	-
主題性報告：長者	Thematic Report : Older Persons	-
主題性報告：單親人士	Thematic Report : Single Parents	-
性別統計	Gender statistics	
香港的女性及男性 — 主要統計數字 (年刊)	Women and Men in Hong Kong – Key Statistics (annual)	2016
人口推算	Population projections	
香港人口推算 2015-2064 (特刊)	Hong Kong Population Projections 2015-2064 (ad hoc)	-
香港人口生命表 2009-2064 (特刊)	Hong Kong Life Tables 2009-2064 (ad hoc)	-

名稱	Title	最新期號 * Latest issue *
勞工	Labour	
勞動人口	Labour force	
綜合住戶統計調查按季統計報告	Quarterly Report on General Household Survey	10-12/2016
就業及職位空缺	Employment and vacancies	
就業及空缺按季統計報告	Quarterly Report of Employment and Vacancies Statistics	12/2016
建築地盤就業及空缺按季統計報告	Quarterly Report of Employment and Vacancies at Construction Sites	12/2016
工資及勞工收入	Wages and labour earnings	
由主要承建商填報有關從事公營建築工程的工人的每日平均工資 (月刊)	Average Daily Wages of Workers Engaged in Public Sector Construction Projects as Reported by Main Contractors (monthly)	12/2016
工資及薪金總額按季統計報告	Quarterly Report of Wage and Payroll Statistics	12/2016
經理級與專業僱員薪金及僱員福利統計報告 (高層管理人員除外) (年刊)	Report of Salaries and Employee Benefits Statistics – Managerial and Professional Employees (Excluding Top Management) (annual)	2016
收入及工時按年統計調查報告	Report on Annual Earnings and Hours Survey	2016
人力	Manpower	
二零一八年按經濟行業劃分的人力需求推算 (特刊)	Manpower Requirement Projection to 2018 by Economic Sector (ad hoc)	-
對外貿易	External Trade	
商品貿易	Merchandise trade	
香港商品貿易統計：	Hong Kong Merchandise Trade Statistics：	
進口 (月刊)	Imports (monthly)	1/2017
港產品出口及轉口 (月刊)	Domestic Exports and Re-exports (monthly)	1/2017
香港商品貿易統計：周年附刊，按國家及貨品劃分：	Hong Kong Merchandise Trade Statistics：Annual Supplement, Country by Commodity：	
進口	Imports	2016
港產品出口及轉口	Domestic Exports and Re-exports	2016
香港對外商品貿易 (月刊)	Hong Kong External Merchandise Trade (monthly)	1/2017
香港商品貿易指數 (月刊)	Hong Kong Merchandise Trade Index Numbers (monthly)	1/2017
香港進出口貨物分類表 (協調制度) 2017 年版 (特刊)	Hong Kong Imports and Exports Classification List (Harmonized System) 2017 Edition (ad hoc)	
第一冊：第一至第十類貨物	Volume One: Commodity Section I - X	-
第二冊：第十一至第二十二類貨物	Volume Two: Commodity Section XI - XXII	-
香港商品貿易統計分類表二零零七年版 (特刊) [†]	Hong Kong Merchandise Trade Statistics Classification 2007 Edition (ad hoc) [†]	-
服務貿易	Trade in services	
香港服務貿易統計 (年刊)	Hong Kong Trade in Services Statistics (annual)	2015

名稱	Title	最新期號 * Latest issue *
國民收入及國際收支平衡	National Income and Balance of Payments	
國民收入	National Income	
本地生產總值 (季刊)	Gross Domestic Product (quarterly)	Q4/2016
本地生產總值 (年刊) #	Gross Domestic Product (annual) #	2016
本地生產總值統計特刊	Special Report on Gross Domestic Product	9/2012
國際收支平衡	Balance of Payments	
香港國際收支平衡、國際投資頭寸及對外債務統計 (季刊)	Balance of Payments, International Investment Position and External Debt Statistics of Hong Kong (quarterly)	Q4/2016
香港對外債務統計數字 (季刊)	Hong Kong's External Debt Statistics (quarterly)	Q4/2016
香港對外直接投資統計 (年刊)	External Direct Investment Statistics of Hong Kong (annual)	2015
物價	Prices	
消費物價	Consumer prices	
消費物價指數月報	Monthly Report on the Consumer Price Index	2/2017
消費物價指數年報	Annual Report on the Consumer Price Index	2016
生產者價格	Producer prices	
工業按季生產者價格指數	Quarterly Producer Price Index for Industrial Sector	Q4/2016
住戶開支	Household expenditure	
2014/15 年住戶開支統計調查及重訂消費物價指數基期 (特刊)	2014/15 Household Expenditure Survey and the Rebasing of the Consumer Price Indices (ad hoc)	-
業務表現	Business Performance	
服務行業按季業務收益指數	Quarterly Business Receipts Indices for Service Industries	Q4/2016
服務業統計摘要按季補充資料	Quarterly Supplement to Statistical Digest of the Services Sector	Q3/2016
服務業統計摘要 (年刊)	Statistical Digest of the Services Sector (annual)	2016
香港標準行業分類 2.0 版 (特刊) +	Hong Kong Standard Industrial Classification (HSIC) Version 2.0 (ad hoc) +	-
業務展望	Business prospects	
業務展望按季統計調查報告	Report on Quarterly Business Tendency Survey	Q1/2017
工業生產	Industrial production	
工業生產按季指數	Quarterly Index of Industrial Production	Q4/2016
工業的業務表現及營運特色的主要統計數字 (年刊)	Key Statistics on Business Performance and Operating Characteristics of the Industrial Sector (annual)	2015
進出口貿易、批發及零售業以及住宿及膳食服務業	Import/export, wholesale and retail trades, and accommodation and food services sectors	
零售業銷貨額按月統計調查報告	Report on Monthly Survey of Retail Sales	2/2017

名稱	Title	最新期號 * Latest issue *
食肆的收入及購貨額按季統計調查報告	Report on Quarterly Survey of Restaurant Receipts and Purchases	Q4/2016
進出口貿易、批發及零售業以及住宿及膳食服務業的業務表現及營運特色的主要統計數字 (年刊)	Key Statistics on Business Performance and Operating Characteristics of the Import/Export, Wholesale and Retail Trades, and Accommodation and Food Services Sectors (annual)	2015
屋宇建築、建造及地產業	Building, construction and real estate sectors	
公營建築工程的工資及材料成本指數 (2003 年 4 月 =100) (月刊)	Index Numbers of the Costs of Labour and Materials used in Public Sector Construction Projects (April 2003=100) (monthly)	12/2016
特選建築材料平均批發價格 (月刊)	Average Wholesale Prices of Selected Building Materials (monthly)	12/2016
建造工程完成量按季統計調查報告	Report on the Quarterly Survey of Construction Output	Q4/2016
屋宇建築、建造及地產業的業務表現及營運特色的主要統計數字 (年刊)	Key Statistics on Business Performance and Operating Characteristics of the Building, Construction and Real Estate Sectors (annual)	2015
運輸、倉庫及速遞服務業	Transportation, storage and courier services sector	
運輸、倉庫及速遞服務業的業務表現及營運特色的主要統計數字 (年刊)	Key Statistics on Business Performance and Operating Characteristics of the Transportation, Storage and Courier Services Sector (annual)	2015
資訊及通訊、金融及保險、專業及商用服務業	Information and communications, financing and insurance, professional and business services sectors	
資訊及通訊、金融及保險、專業及商用服務業的業務表現及營運特色的主要統計數字 (年刊)	Key Statistics on Business Performance and Operating Characteristics of the Information and Communications, Financing and Insurance, Professional and Business Services Sectors (annual)	2015
二零零九年檢測及認證活動統計調查報告 (特刊)	Report on the 2009 Survey of Testing and Certification Activities (ad hoc)	-
代表香港境外母公司的駐港公司	Companies in Hong Kong representing parent companies located outside Hong Kong	
代表香港境外母公司的駐港公司按年統計調查報告	Report on Annual Survey of Companies in Hong Kong Representing Parent Companies Located outside Hong Kong	2016
能源	Energy	
香港能源統計 (季刊)	Hong Kong Energy Statistics (quarterly)	Q3/2016
香港能源統計 (年刊)	Hong Kong Energy Statistics (annual)	2015
科技	Science and Technology	
資訊科技在工商業的使用情況和普及程度統計調查報告 (雙年刊)	Report on the Survey on Information Technology Usage and Penetration in the Business Sector (biennial)	2015

名稱	Title	最新期號 * Latest issue *
香港創新活動統計 (年刊)	Hong Kong Innovation Activities Statistics (<i>annual</i>)	2015
香港 — 資訊社會 (年刊)	Hong Kong as an Information Society (<i>annual</i>)	2016
香港 — 知識型經濟 統計透視 (雙年刊)	Hong Kong as a Knowledge-based Economy – A Statistical Perspective (<i>biennial</i>)	2015
運輸、通訊及旅遊	Transport, Communications and Tourism	
香港船務統計 (季刊)	Hong Kong Shipping Statistics (<i>quarterly</i>)	Q4/2016
雜項	Miscellaneous	
香港的發展 (1967-2007) — 統計圖 表集 (特刊) [†]	A Graphic Guide on Hong Kong's Development (1967-2007) (<i>ad hoc</i>) [†]	-
統計發展概要 (年刊)	An Outline of Statistical Development (<i>annual</i>)	2016
從綜合住戶統計調查搜集所得的社會 資料第 62 號專題報告書 (特刊) : 殘疾人士及長期病患者	Social Data Collected via the General Household Survey Special Topics Report No. 62 (<i>ad hoc</i>) : Persons with disabilities and chronic diseases	-
主題性住戶統計調查第 61 號報告書 (特刊) : 新媒體的使用情況 執行贍養令的情況	Thematic Household Survey Report No. 61 (<i>ad hoc</i>) : Use of new media Enforcement of maintenance orders	-

註釋： 所有政府統計處刊物均備有下載版，用戶可以在統計處網站 (www.censtatd.gov.hk/hkstat/quicklink/index_tc.jsp) 免費下載。

* Q1、Q2、Q3、Q4 分別代表第一、第二、第三和第四季度。

[†] 該刊物亦備有印刷版。

除標示「#」之刊物分別備有中文版和英文版外，所有刊物均以中、英文對照形式出版。

有關統計處刊物及其他統計產品的最新資料，請瀏覽本處網站 (www.censtatd.gov.hk/hkstat/srh/index_tc.jsp) 或致電本處刊物出版組查詢（電話：(852) 2582 3025）。

Notes: All publications of the Census and Statistics Department (C&SD) are available in download versions. Users may download publications free of charge from the website of C&SD (www.censtatd.gov.hk/hkstat/quicklink/index.jsp).

* Q1, Q2, Q3 and Q4 represent the first, second, third and fourth quarter respectively.

[†] The publication is also available in print version.

All publications are published in bilingual format, except those marked with “#” which are available in separate Chinese and English versions.

For up-to-date information of the publications and other statistical products of C&SD, please visit the website of the department (www.censtatd.gov.hk/hkstat/srh/index.jsp) or call the Publications Unit of the department at (852) 2582 3025.

香港特別行政區政府統計處出版
政府新聞處設計封面

Published by the Census and Statistics Department
Cover designed by the Information Services Department
Hong Kong Special Administrative Region Government