

統計發展概要

An Outline of Statistical Development

二零零八年版
2008 Edition

有關本刊物的查詢，請聯絡：

政府統計處 綜合統計組(一)甲

地址：中國香港灣仔港灣道十二號灣仔政府大樓十九樓

電話：(852) 2582 4733 圖文傳真：(852) 2827 1708

電郵：gen-enquiry@censtatd.gov.hk

Enquiries about this publication can be directed to：

General Statistics Section (1)A

Census and Statistics Department

Address：19/F Wanchai Tower, 12 Harbour Road, Wan Chai, Hong Kong, China.

Tel.：(852) 2582 4733 Fax：(852) 2827 1708

E-mail：gen-enquiry@censtatd.gov.hk

政府統計處網站 Website of the Census and Statistics Department

www.censtatd.gov.hk

本刊物備有印刷版和下載版。

This publication is available in both print version and download version.

抱負、使命和價值取向

Vision, Mission and Values

抱負 Vision

提供高素質的統計服務，為香港的社會和經濟發展作出貢獻。

To provide high-quality statistical services, contributing to the social and economic developments of Hong Kong.

使命 Mission

● 提供充足、切合需要、可靠和及時的統計數據，以協助政府及社會各界進行研究、討論、計劃和決策。

● To provide adequate, relevant, reliable and timely statistics to facilitate research, discussion, planning and decision making within the government and in the community.

● 確保統計數據的編製和發布符合科學原理、專業操守及國際標準。

● To ensure that the compilation and dissemination of statistics are in accordance with scientific principles, professional ethics and international standards.

● 發揚用者為本的文化，確保使用者可以得到有效及方便的服務。

● To promote a user-based culture, ensuring that users can obtain effective and convenient services.

價值取向 Values

- 專業精神
- 客觀中立
- 成本效益
- 尊重私隱
- 與時並進
- 力求卓越

- Professionalism
- Objectivity and neutrality
- Cost-effectiveness
- Respect for privacy
- Progressing with the times
- Commitment to excellence

序言 Foreword

本處按年出版這本刊物，扼要地報告政府統計事務體系的工作和發展。政府統計事務體系由政府統計處及設於多個政府部門及決策局的統計組構成。本刊簡要敘述目前進行的各項統計活動和已預先計劃並即將推行的發展。

為使讀者更清楚了解社會各範疇的統計發展，實有需要在闡述目前和將要出現的情況時一併提供過去有關的資料。然而，鑑於篇幅所限，我們只能從統計處及政府其他部門進行的大量統計工作中選取部分作為題材，撰寫本刊。

統計處於二零零七年十二月紀念成立四十年。這些年來，統計處不斷拓展和鑽研，為政府和社會各界提供充足、切合需要、可靠和及時的統計數據，以協助大家面對未來的挑戰和變化。在未來的日子，我們定會延續四十年來竭誠服務的宗旨，堅守誠信和客觀中立的精神，確保統計數據的編製和發布符合科學原理、專業操守及國際標準，協助政府和社會各界緊密掌握香港的社會和經濟脈搏。

政府統計處處長
馮興宏

二零零八年三月



This publication is issued annually to provide a brief report on the work and development of the Government Statistical Service, which comprises the Census and Statistics Department and statistical units established in various government departments and bureaux. It depicts the main lines of current statistical activities and planned developments in the near future.

To enable readers to appreciate the statistical developments on various fronts of the community, it is necessary to present materials relating to the past as well when describing the current situation and that in the near future. However, in order to keep this publication to a reasonable size, we can only be selective in deciding what to include, given that numerous statistical activities are undertaken by the Census and Statistics Department and other government departments.

The Census and Statistics Department commemorated its fortieth year of establishment in December 2007. Over all these years, we have been sparing no efforts to develop and open up new frontiers, with an aim to provide adequate, relevant, reliable and timely statistics for reference by the Government and various sectors of the community in rising to the challenges and uncertainties posed by the future. With our commitment, integrity and objectivity, we will stride onwards to compile and disseminate statistics in accordance with scientific principles, professional ethics and international standards, enabling the Government and the community to get a sound feel of the pulse of the Hong Kong economy.

H W FUNG
Commissioner for Census and Statistics

March 2008

**第一部分 政府統計事務體系的組織
及管理**

1	組織
2	財政及人力資源
3	法例
4	資料發布
5	資訊科技的應用 及電子政府措施
6	統計研究及素質保證
7	與國際和本地統計社群 的關係
8	為其他政府部門提供的 專業協助
9	服務市民

**Part 1 Organisation and Administration of
the Government Statistical Service**

1	Organisation	7
2	Finance and Human Resources	11
3	Legislation	14
4	Data Dissemination	15
5	Application of Information Technology and E-government Initiatives	19
6	Statistical Research and Quality Assurance	21
7	Relationship with the International and Local Statistical Communities	22
8	Professional Assistance Rendered to Other Government Departments	25
9	Serving the Community	25

第二部分 統計發展

10	人口
11	勞工
12	工商業
13	物價及住戶開支
14	對外貿易
15	國民收入及國際收支平衡
16	貨幣、銀行、金融
17	策略性規劃
18	教育
19	房屋
20	衛生
21	社會福利
22	治安
23	運輸
24	社區資訊
25	食物及環境衛生
26	康樂及文化事務
27	水務
28	環境
29	專題研究

Part 2 Statistical Developments


10	Population	29
11	Labour	31
12	Commerce and Industry	36
13	Prices and Household Expenditure	40
14	External Trade	41
15	National Income and Balance of Payments	45
16	Money, Banking and Finance	48
17	Strategic Planning	48
18	Education	50
19	Housing	52
20	Health	53
21	Social Welfare	54
22	Law and Order	55
23	Transport	57
24	Community Information	58
25	Food and Environmental Hygiene	58
26	Leisure and Cultural Services	59
27	Water Supplies	59
28	The Environment	60
29	Topical Studies	60

附件		Annex		
A	二零零八年一月一日政府統計處的組織表	A	Organisation Chart of the Census and Statistics Department as at 1.1.2008	64
B	統計諮詢委員會	B	Statistics Advisory Board	65
C1	二零零八年一月一日各政府部門統計職位的分布	C1	Distribution of Statistical Posts in the Government as at 1.1.2008	68
C2	二零零八年一月一日政府統計處統計職位的分布	C2	Distribution of Statistical Posts in the Census and Statistics Department as at 1.1.2008	70
D	於二零零七至二零零八年度根據各制定的普查及統計令進行的統計調查	D	Surveys Conducted in 2007-2008 Under Enacted Census and Statistics Orders	72
E	於二零零七至二零零八年度進行的自願參與統計調查	E	Voluntary Surveys Conducted in 2007-2008	74
F	二零零八年政府統計處定期性統計數據發布日期一覽	F	Schedule for Issuing Regular Releases of Statistical Data by the Census and Statistics Department in 2008	76
G1	政府統計處刊物一覽 (截至二零零八年三月三十一日)	G1	List of Publications of the Census and Statistics Department (as at 31.3.2008)	80
G2	政府統計處唯讀光碟產品一覽 (截至二零零八年三月三十一日)	G2	List of CD-ROM Products of the Census and Statistics Department (as at 31.3.2008)	84

1

第一部分 Part One

政府統計事務體系的組織及管理 Organisation and Administration of the Government Statistical Service



政府統計事務體系的組織及管理

Organisation and Administration of the Government Statistical Service

1 組織 Organisation

1.1 政府統計處連同設於政府多個部門及決策局的統計組構成政府統計事務體系，是一個提供政府統計服務的網絡。

1.2 概括而言，供一般用途的統計數據，大部分由政府統計處負責編製。而設於政府不同部門和決策局的統計組，則負責特定用途的統計數據（專門用於有關部門或決策局的工作上）及在統計運用方面提供支援。

1.3 政府統計處處長是政府的統計事務總顧問，也是政府統計事務體系的主管，一方面管理政府統計處，另一方面協調各外調統計組的工作，以及監督他們的技術水平。統計處處長屬下有一名副處長及五名助理處長，協助執行職務。

政府統計處

1.4 政府統計處分為五個部，每部由一名助理處長擔任主管，各部的職責如下：

- (a) **經濟統計(一)部**：負責對外商品貿易統計和價格統計；
- (b) **經濟統計(二)部**：負責按行業劃分的經濟統計，例如製造業、建造業、運輸業、商用服務業、分銷業、食肆和酒店業等，提供數據範圍包括業務表現、營運特徵和服務貿易方面等情況；亦負責科技、資訊科技在工商業的使用情況和普及程度，以及代表港外母公司的駐港地區／當地辦事處等統計；

1.1 The Census and Statistics Department (C&SD) together with statistical units established in various government departments and bureaux forms the Government Statistical Service (GSS), representing a network for the provision of government statistical services.

1.2 Broadly speaking, most general-purpose statistics come under the responsibility of C&SD. The statistical units in various government departments and bureaux take care of specific-purpose statistics (for dedicated use in their respective work) and provide necessary support in the application of statistics.

1.3 The Commissioner for Census and Statistics is the Government's principal adviser on all statistical matters and the head of GSS. On the one hand, he fulfills his responsibilities by being the head of C&SD and, on the other hand, co-ordinates the work of outposted statistical units and monitors their technical standards. He is assisted by a Deputy Commissioner and five Assistant Commissioners in discharging his duties.

The Census and Statistics Department

1.4 C&SD is organised into five divisions. The functions of these five divisions, each headed by an Assistant Commissioner, are :

- (a) **Economic Statistics Division (1)** : This Division deals with external merchandise trade statistics and price statistics;
- (b) **Economic Statistics Division (2)** : This Division deals with sectoral economic statistics covering such sectors as manufacturing, construction, transport, business services, distributive trades, restaurants and hotels; providing data on such aspects as business performance, operating characteristics and trade in services. It also deals with statistics on science and technology, information technology usage and penetration in the business sector, and regional/local offices in Hong Kong representing parent companies located outside Hong Kong;

- (c) **經濟統計(三)部**：負責國民收入統計和國際收支平衡統計；
- (d) **社會統計部**：負責人口、勞動人口和其他社會統計；籌備及進行人口普查和社會統計調查；以及監察多個政府部門統計組的工作；以及
- (e) **綜合統計部**：負責勞工統計數據和進行就業、薪金總額、工資及人力統計調查；為部門內的資訊科技應用提供支援服務；組織與人力資源發展有關的活動；處理出版事宜；監察多個政府部門統計組的工作；以及為其他政府部門（尤其是並沒有設立統計組的部門）提供統計專業服務。
- (c) **Economic Statistics Division (3)** : This Division deals with national income statistics and Balance of Payments statistics;
- (d) **Social Statistics Division** : This Division deals with demographic, labour force and other social statistics; plans and executes population censuses and conducts social surveys; and oversees the statistical units in a number of government departments; and
- (e) **General Statistics Division** : This Division deals with labour statistics and undertakes surveys of employment, payroll, wages and manpower; provides support in applications of information technology in the department; organises human resources development activities; handles publication matters; oversees statistical units in a number of government departments; and provides statistical professional services to other government departments, particularly those where statistical units have not been established.



首長級人員

前排左起：副處長 — 梁錦滔先生；助理處長 — 歐陽方麗麗女士；處長 — 馮興宏先生
後排左起：助理處長 — 蕭耀財先生、李榮光先生、鄧偉江先生、陳家蓮女士

Directorate staff

Front (From left) : Deputy Commissioner – Mr Dominic K T LEUNG;

Assistant Commissioner – Mrs Lily OU-YANG; Commissioner – Mr H W FUNG

Back (From left) : Assistant Commissioners – Mr Y C SIU, Mr Alvin W K LI,

Mr Leslie W K TANG, Miss K L CHAN

1.5 此外，有三個科別由副處長直接管轄，分別是技術支援科、發展科和行政科。

1.6 政府統計處的組織表見附件 A。

工作方針

1.7 在執行職務時，本處跟隨國際標準和慣用方法。其中一個主要的參照，就是聯合國於一九九四年議決採納的「官方統計基本原則」(unstats.un.org/unsd/dnss/gp/fundprinciples.aspx)。在資料發布方面，本處亦遵守國際貨幣基金組織的「發布數據特別準則」。另外，本處人員亦經常參考國際統計學會於一九八五年訂立的「專業操守宣言」。

1.8 作為一個專業部門，本處重視科學化及專業的形象，辦事方面則持着不偏不倚、正直及客觀的態度。在向公眾提供服務時，亦同時重視保持良好服務素質、友善的態度和順暢的溝通。

1.9 有關本處在執行職務時所採用的政策和實踐方法的資料，上載於聯合國統計司的「國家官方統計優良實踐方法」的網站內(unstats.un.org/unsd/dnss/gp/gpintro.aspx)。這個網站載列參考資料，說明聯合國「官方統計基本原則」的應用，並詳述每個原則背後的基本元素，更就各統計機關為體現這些原則而採取的政策和實踐方法，列舉例子。

其他政府部門及決策局的統計組

1.10 除政府統計處外，統計人員亦派駐 31 個政府部門及決策局，工作範圍包括教育、房屋、衛生、社會福利、治

1.5 In addition, there are three branches directly supervised by the Deputy Commissioner, namely Technical Secretariat, Development Branch and Administration Branch.

1.6 The organisation chart of the Census and Statistics Department is shown in Annex A.

Guiding principles of work

1.7 In carrying out its various activities, the department follows international standards and practices. In this regard, a central piece of reference is the Fundamental Principles of Official Statistics adopted in 1994 by the United Nations (unstats.un.org/unsd/dnss/gp/fundprinciples.aspx). In the area of data dissemination, the department also complies with the Special Data Dissemination Standard (SDDS) of the International Monetary Fund. In addition, staff of the department also make regular reference to the Declaration on Professional Ethics established by the International Statistical Institute in 1985.

1.8 As a professional department, the department places emphasis on a scientific and professional image, and always works with impartiality, integrity and objectivity. At the same time, great importance is attached to good quality of service, friendliness and smooth communication in providing services to the public.

1.9 Information on policies and practices which the department adopts in discharging its duties is uploaded on the website on “Good Practices on National Official Statistics” maintained by the United Nations Statistics Division (unstats.un.org/unsd/dnss/gp/gpintro.aspx). This website provides reference materials to illustrate the application of the United Nations Fundamental Principles of Official Statistics. It elaborates the essential elements behind each of the Principles and provides examples of policies and practices adopted by statistical authorities for implementing the various elements of the Principles.

Statistical units in other government departments and bureaux

1.10 Apart from C&SD, statistical staff are posted to 31 government departments and bureaux. Subject matter areas include education, housing, health, social welfare, law and

安、運輸和策略性規劃等。外調的統計人員在日常工作上直接向所屬部門負責；但在有需要時，統計處總部會提供專業意見和協助。外調統計人員的招聘、培訓、調派及晉升等事宜，亦由統計處負責。藉着這種安排，整個政府在統計工作方面的素質水平得以保持。

統計諮詢委員會

1.11 為確保統計工作的發展能適當配合社會上各界的需要，政府於一九七二年成立了統計諮詢委員會。該委員會屬於非法定的諮詢團體，由政府統計處處長擔任主席，委員包括 11 名非官方委員和 3 名官方委員。非官方委員分別來自商業、學術和社會各界別，有均衡的代表性，並能綜合數據使用者、原始數據提供者和統計學家三方面的意見。委員會的官方成員包括財經事務及庫務局常任秘書長（財經事務）、食物及衛生局常任秘書長（衛生）／食物及衛生局常任秘書長（食物）和政府經濟顧問的代表。他們代表政府就經濟及社會統計數據方面，提供意見。該委員會一直就政府統計事務體系的統計事宜，向統計處處長提供寶貴的意見。委員會於二零零六年六月至二零零八年五月任期內的委員名單，載列於附件 B。

order, transport and strategic planning, etc. While staff in outposted statistical units are responsible to the departments/bureaux to which they are posted in respect of the day-to-day work, professional advice and assistance are provided to them by C&SD headquarters when it is deemed necessary. Moreover, the outposted staff come under C&SD in such matters as recruitment, training, posting and promotion. Through this arrangement, the quality standard of statistical work across the Government is maintained.

Statistics Advisory Board

1.11 To ensure that the needs of various sectors of the community can be suitably taken into account in the development of government statistical activities, a Statistics Advisory Board was established by the Government in 1972. The Board is a non-statutory advisory body chaired by the Commissioner for Census and Statistics and consists of 11 non-official members and 3 official members. The non-official members offer a balanced representation from businesses, the academia and the community. Views of the three sectors, namely data users, raw data suppliers and statistical scientists are integrated. Representatives of Permanent Secretary for Financial Services and the Treasury (Financial Services), Permanent Secretary for Food and Health (Health)/Permanent Secretary for Food and Health (Food), and Government Economist serve as the three official members. They represent Government interests in regard to statistics on economic and social fronts. The Board has been providing valuable advice to the Commissioner on statistical matters pertaining to GSS. Membership of the Board for the session from June 2006 to May 2008 is given in Annex B.



統計諮詢委員會委員對統計事務提供寶貴的意見。

Statistics Advisory Board members provide valuable advice on statistical matters.

香港特別行政區的統計系統

1.12 中華人民共和國政府於一九九七年七月一日恢復對香港行使主權。香港特別行政區依據「一國兩制」的原則，於該日成立。根據香港特別行政區基本法，香港在回歸後實行高度自治。在統計工作方面，香港特別行政區保留其單獨運作的統計系統，並繼續編製和發布反映香港特別行政區情況的統計數據。政府統計處只對香港特別行政區政府負責，與中國內地的相應部門並無行政上的關係。

Statistical systems of the Hong Kong Special Administrative Region

1.12 The Government of the People's Republic of China resumed its exercise of sovereignty over Hong Kong on 1 July 1997. On this day, the Hong Kong Special Administrative Region (HKSAR) was established under the "One Country, Two Systems" principle. As stipulated in the Basic Law of HKSAR, Hong Kong would exercise a high degree of autonomy. In respect of statistical work, HKSAR maintains its separate statistical systems and continues to compile and disseminate statistical data about HKSAR. As regards C&SD, it is responsible to the Government of HKSAR only and there is no administrative relationship between it and the corresponding departments in the mainland of China.

2 財政及人力資源 Finance and Human Resources

編制

2.1 統計人員分別屬於四個職系：統計師職系、統計主任職系、外勤統計主任職系和統計督導職系。統計師職系由統計專業人員組成，負責策劃及管理統計系統和統計計劃，並督導其他三個職系人員的工作。統計主任職系人員主要進行統計運算和協助進行統計分析。外勤統計主任職系人員負責進行各項普查及統計調查的外勤數據搜集工作。統計督導職系人員協助監督處理進／出口報關單及貨物艙單的工作。

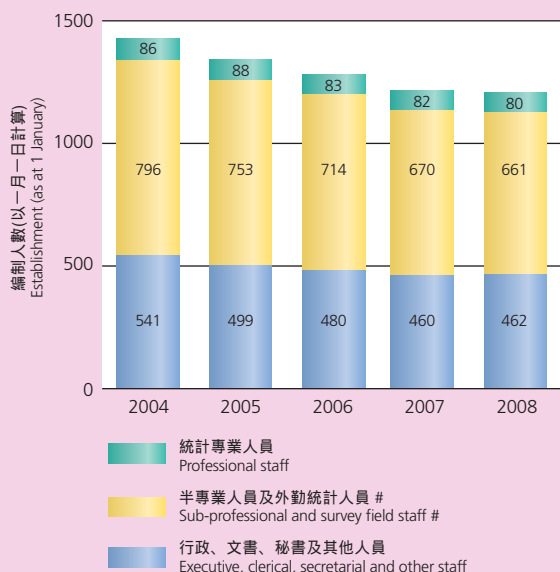
2.2 下圖列出在所示日期政府統計處的編制人數，以及在其他政府部門及決策局的統計職位數目。在二零零八年一月一日，政府統計處的編制人數有 1 203 人，在其他政府部門及決策局的統計職位則有 185 個。各類統計職位的分布詳情，載列於附件 C1 及 C2。

Establishment

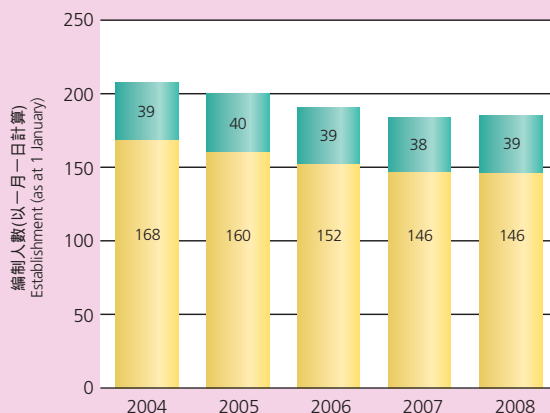
2.1 There are four grades of statistical staff, namely the Statistician grade, the Statistical Officer grade, the Census and Survey Officer grade and the Statistics Supervisor grade. Professional staff, who constitute the Statistician grade, function as planners and managers of statistical systems and projects, and supervise the work of the other three grades of staff. Staff of the Statistical Officer grade mainly handle statistical computation and assist in statistical analyses. Data collection fieldwork of censuses and surveys is carried out by staff of the Census and Survey Officer grade. Staff of the Statistics Supervisor grade assist in supervising the processing of import/export declarations and cargo manifests.

2.2 The following charts show the establishment of C&SD as at the dates indicated. Figures in respect of statistical posts in other government departments and bureaux are also given. As at 1 January 2008, the establishment of C&SD was 1 203 and the number of statistical posts in various government departments and bureaux was 185. Further details of the distribution of statistical posts are presented in Annexes C1 and C2.

政府統計處的編制*
Establishment of the
Census and Statistics Department*



在其他政府部門及決策局的統計職位編制*
Establishment of Statistical Posts in Other
Government Departments and Bureaux*



* 數字包括編制外職位。
Figures include supernumerary posts.

政府統計處的編制數字包括處內貿易統計科的統計督導職系人員。
Establishment figures of the C&SD include Statistics Supervisor grade staff in the Trade Statistics Branches of the department.

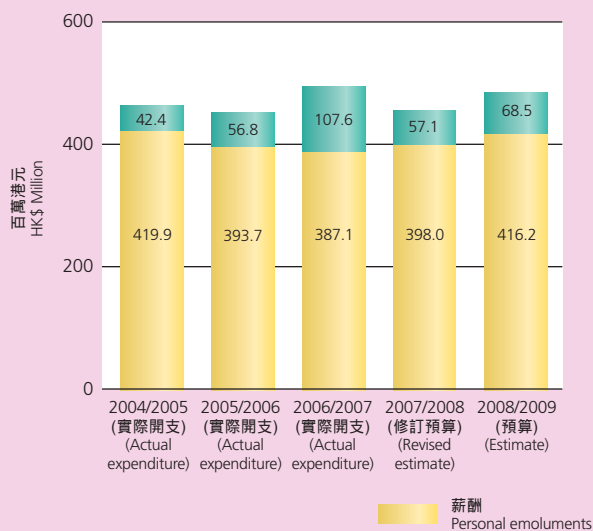
財政

2.3 下圖顯示二零零四至二零零五年度至二零零八至二零零九年度的財政數字，可供互相比較。在二零零八至二零零九年度政府統計處的預算開支為4.847億港元。在其他政府部門及決策局的統計人員預算薪酬為7,160萬港元。

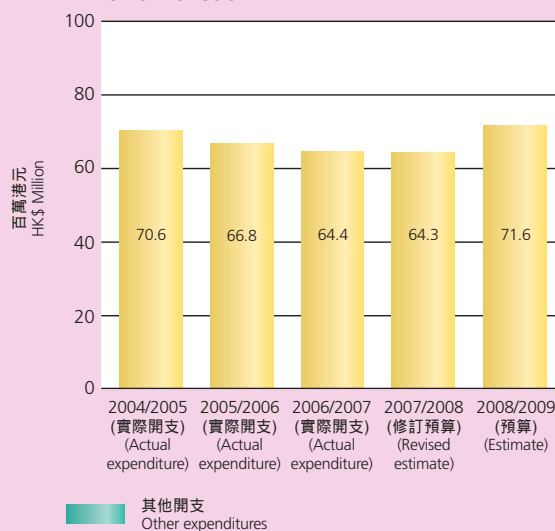
Finance

2.3 The following charts give comparative financial figures for the period 2004-2005 to 2008-2009. The expenditure of C&SD in 2008-2009 is estimated to be HK\$484.7 million. The personal emoluments of statistical staff in other government departments and bureaux are estimated to be HK\$71.6 million.

政府統計處的財政數字
Financial Figures of the
Census and Statistics Department



在其他政府部門及決策局的統計人員薪酬
Personal Emoluments of Statistical Staff
in Other Government Departments
and Bureaux



員工培訓及發展

2.4 政府統計處十分重視發展其人力資源的潛能，故實施了一系列全面的培訓及發展項目。推行這些項目的主要目的，是培育每一名員工成為協助本處有效運作的一員，並使他們在執行職務時能達致最佳表現，從而建立一支能幹、充滿活力、勇於承擔和積極進取的工作隊伍。

2.5 本處的培訓及發展活動涵蓋以下各個不同層面，務使員工能具備多方面的才能：

- (a) 統計知識（包括理論和實踐方面）；
- (b) 統計管理；
- (c) 一般管理；
- (d) 對特定課題的認識；
- (e) 資訊科技的應用；以及
- (f) 語文及溝通技巧。

2.6 大部分培訓及發展項目由本處自行舉辦或與其他專業團體合辦，亦有一些是由私營培訓機構提供的。以一些與專業知識有關的培訓為例，本處會不時委派員工參加在本地及海外舉行的課程／工作坊、座談會及會議，以鼓勵他們與本處以外的統計學家及統計工作者分享經驗及交流心得。

2.7 除正規的訓練課程外，本處亦安排一些輔助計劃，以便員工能透過分享經驗，鞏固及增進知識，從而提升各項正規培訓及發展活動的有效性。為着類似的目的，本處也鼓勵員工在其辦公地點舉行一些定期和不定期的組別會議及討論，以啟發可改善機構管理及其他方面的創新意念。

Staff training and development

2.4 C&SD attaches great importance to developing its human resources to their full potential through instituting a comprehensive range of training and development (T&D) programmes for its staff. The primary objective of these programmes is to nurture people to maximise individual performance for the effective functioning of the department, thus bringing about a versatile, dynamic, resilient and motivated staff force in the department.

2.5 In order to meet the objective of achieving multiple skills by the staff, the T&D programmes of the department cover the following areas :

- (a) Statistical knowledge, both in theory and practice;
- (b) Statistical management;
- (c) General management;
- (d) Subject matter knowledge;
- (e) Application of information technology; and
- (f) Language and communication skills.

2.6 Most of the department's T&D programmes are run in-house or in collaboration with other professional bodies while some others are organised by training institutions in the private sector. For professional subjects in particular, staff are sent to attend training courses/workshops, seminars and conferences held locally and overseas. These activities will go a long way in facilitating the sharing of experience and exchange of ideas with scholars and practitioners in statistics outside the department.

2.7 Besides formal programmes, supplementary schemes are also in place to facilitate knowledge consolidation and enhancement among staff members through participation in sharing sessions in their workplace, which in turn helps enhance the effectiveness of various formal T&D activities. For similar purposes, regular and ad hoc sectional meetings and discussions are held at the workplace for generating innovative ideas essential to organisational management and advancement.

3 法例 Legislation

3.1 《普查及統計條例》是直接規管政府統計處工作的主要法例，授權政府統計處處長進行人口普查及強制性質或自願參與性質的統計調查。就人口普查及強制性質的統計調查而言，《普查及統計令》以清晰明確的字眼，描述該項普查或統計調查涵蓋的範圍和調查的項目，並規定受訪者必須提供統計令訂明的資料。至於自願參與性質的統計調查，統計處會在展開統計調查前在政府憲報刊登公告。此外，《普查及統計條例》規定任何個人、住戶或公司的資料必須保密。這項保障條文適用於強制性質及自願參與性質的統計調查，有助取得受訪者合作，提供所需資料。附件 D 及 E 分別載列根據《普查及統計令》進行的統計調查，以及在二零零七至二零零八年度進行的自願參與性質的統計調查。

3.2 貿易統計是本處一項重要的工作。根據《進出口條例》，把物品輸入和輸出香港的人士必須依時及準確地填報進／出口報關單，以提供編製貿易統計數字所需的主要數據。

3.3 有關統計的法例賦予政府統計處明確及獨立的身分，搜集、分析及發布統計資料。雖然本處是政府內的一個部門，但卻有別於其他負責制定和執行政策的部門。這獨特的身分，讓本處執行工作時更為便利，予人處事公正、客觀的形象。

3.1 The main legislation governing the work of the department is the Census and Statistics Ordinance, which empowers the Commissioner for Census and Statistics to carry out censuses of population and statistical surveys of mandatory or voluntary nature. For population censuses and mandatory statistical surveys, respondents are required to provide information as specified and promulgated under relevant Census and Statistics Orders which describe in clear and explicit terms details of the survey coverage and items of enquiry in the survey. For voluntary surveys, advance announcement of their implementation has to be made in notifications in the Government Gazette. The Ordinance contains provision for protection of confidentiality of information in regard to individual persons, households or companies. The provision, which applies to surveys of both mandatory and voluntary nature, is important in securing co-operation of respondents to supply the enquired data. A list of surveys conducted under enacted Census and Statistics Orders and a list of voluntary surveys conducted in 2007-2008 are given respectively in Annexes D and E.

3.2 Trade statistics constitute a very important part of the work of the department. The Import and Export Ordinance stipulates that importers/exporters are required to submit import/export declarations, which provide the main data for compiling trade statistics, in a timely and accurate manner.

3.3 Through enactment of the Ordinances, C&SD is designated with a clear and independent role in collecting, analysing and disseminating statistical information. While being a government department, C&SD is to be distinct from other departments of the Government responsible for policy making and enforcement activities. Such a particular identity enables C&SD to carry out its work smoothly, fastening an image of impartiality and objectivity.

4 資料發布 Data Dissemination

資料發布

4.1 本處編製及發布統計數據時，會盡量採用由國際組織頒布及廣受接納的統計定義、概念和方法，以及分類制度。這些國際組織包括聯合國、國際勞工組織和國際貨幣基金組織，採用國際接納的標準，有助確保所編製的統計數據維持一定的素質水平，並可與其他經濟體系的數據互相比較。

4.2 本處會以發布可信的統計數據，並以保障個別公司、住戶或個人資料保密的需要為大前提，以不同的形式發布統計調查結果和由各個統計系統得出的統計數字。本處會視乎情況提供統計數據的時間數列，以便使用者進行分析，同時亦會在合適的情況下，於提供原數列時，提供經季節性調整的統計數據。中文和英文都是香港的法定語文，兩者的應用均十分普遍。因此，本處採用雙語發布不同形式的數據，如統計報告和本處的網站等。

發布數據特別準則

4.3 在發布經濟及金融統計數字方面，本處以國際貨幣基金組織在一九九六年正式訂立的「發布數據特別準則」為實務指引。

4.4 國際貨幣基金組織於一九九七年四月接納香港簽署「發布數據特別準則」。這表示本處在發布經濟和金融數據方面會遵守有關的國際標準，包括數據的範圍、周期性、及時性、誠信性、素質及數據開放予公眾的程度各方面。

4.5 香港現時已全面符合「發布數據特別準則」的規定，在某些範疇上更超越了有關的標準。

Data dissemination

4.1 The department follows closely the widely accepted definitions, concepts and methods on statistical matters and classification systems promulgated by international organisations such as the United Nations, International Labour Organization and International Monetary Fund (IMF) in compiling and disseminating statistics. The adoption of internationally accepted standards helps ensure a definite level of quality in the statistics compiled and comparability with statistics of other economies.

4.2 Results of statistical surveys and statistics derived from various statistical systems of the department are disseminated in different forms, subject to consideration of reliability of the statistical data concerned and the need to preserve confidentiality of data pertaining to individual firms, households or persons. Time series of statistics are presented wherever appropriate to facilitate analysis by users. Seasonally adjusted statistics are also presented as far as practicable in addition to the original series. Chinese and English are both official languages in Hong Kong; and both are indeed popularly in use. Accordingly, bilingualism is adopted in various forms of data dissemination such as statistical reports and the department's website.

Special Data Dissemination Standard

4.3 In respect of dissemination of economic and financial statistics, the IMF's SDDS, which was formally established in 1996, serves as a practical guide.

4.4 In April 1997, IMF accepted Hong Kong's subscription to SDDS. The department has undertaken to follow international standards regarding the coverage, periodicity, timeliness, integrity and quality of disseminated data and access by the public in respect of economic and financial data.

4.5 Hong Kong is now in full compliance with SDDS and has even exceeded the SDDS requirements in certain areas.

4.6 有關香港經濟及金融統計的編製方法和發布安排，已詳盡地載於「發布數據準則告示板」(dsbb.imf.org)。

發布數據的方法

4.7 為切合數據使用者的不同需要，本處透過多種媒體發布官方統計數字，以符合易於獲取和迅速傳遞的服務原則。

4.8 本處會就大眾關注的統計數據向傳播媒介發出新聞稿，並且在每年九月公布下一曆年約 120 個定期公布的統計數列的新聞發布時間表。發布時間表同時上載至本處的網站 (www.censtatd.gov.hk)，供市民參考。二零零八年的時間表載於附件 F。過往，除特別情況如在非常惡劣的天氣下須暫停辦公外，本處所有新聞稿均按照原定日期發布。

4.9 所有的新聞稿在發放後隨即上載於統計處網站，方便本地及世界各地的人士獲取最新的香港統計數據。一些為大眾所認識的常用統計數字也可在網站內的「香港統計資料」部分取得。

4.10 至於較詳細的統計數字，則連同其涵蓋範圍、定義、方法和資料來源刊載於統計處出版的刊物。現時，統計處定期出版的刊物約有 50 種，總計每年出版約 200 期。此外，統計處亦就社會關心的課題出版專題刊物。

4.11 本處亦自行或與私人公司合作製造唯讀光碟產品，以發布大量的數據，包括人口統計數字、對外商品貿易數字和船務統計數字。

4.12 市民可親臨本處刊物出版組（地址：香港灣仔港灣道 12 號灣仔政府大樓 19 樓；電話：(852) 2582 3025）購買統

4.6 Details regarding the compilation methods and dissemination practices of Hong Kong's economic and financial statistics are posted on the Dissemination Standards Bulletin Board (dsbb.imf.org).

Means of data dissemination

4.7 In meeting the divergent needs of data users, the department disseminates official statistics through different media, emphasising the service principles of friendly access and prompt delivery.

4.8 For statistics of common interest, the department issues press releases to the media. The schedule for issuing some 120 press releases of regular nature for each calendar year is made known to the media in September of the preceding year. The schedule is also available to the general public for reference on the department's website (www.censtatd.gov.hk). The 2008 schedule is given at Annex F. In the past, except for such circumstances as very adverse weather conditions leading to temporary closure of business, all releases were made exactly on the scheduled dates.

4.9 All press releases are posted on the C&SD Website shortly after their release, making up-to-date statistics readily accessible to the local public and the international community. Statistics, which should be of general public knowledge, are also uploaded on the Website under the "Hong Kong Statistics" Section.

4.10 More detailed statistics, together with their coverage, definitions, methodology and sources of data, are readily available to the public in the publications. Today, the department publishes about 50 titles of regular publications amounting to about 200 issues each year. Ad hoc publications on topics of current interest to the community are also published.

4.11 To facilitate the dissemination of massive data, viz. population statistics, merchandise trade figures and shipping statistics, CD-ROM products are produced, either in-house or in partnership with private companies.

4.12 Print versions of C&SD publications and CD-ROM products are available for purchase and collection on the spot at the Publications Unit of the department (Address : 19/F

計處刊物的印刷版和唯讀光碟產品，並即時提取。用戶亦可以郵購方式訂購這些產品（www.censtatd.gov.hk/products_and_services/other_services/provision_of_stat/mail_ordering_of_publications/index_tc.jsp）。此外，統計處刊物的印刷版於政府新聞處的政府書店網站（www.bookstore.gov.hk）有售。

Wanchai Tower, 12 Harbour Road, Wan Chai, Hong Kong; Tel. : (852) 2582 3025). Users may order them by mail order service (www.censtatd.gov.hk/products_and_services/other_services/provision_of_stat/mail_ordering_of_publications/index.jsp). Print versions of C&SD publications are also available for order online at the website of the Government Bookstore of the Information Services Department (www.bookstore.gov.hk).

4.13 本處於二零零六年六月推行免費下載政策，讓統計數據使用者透過統計處網站免費下載本處統計刊物和詳細統計表。除了最新出版的刊物外，由二零零一年十月起出版的各期刊物也可以從網站免費下載。

4.13 The department has implemented free download policy since June 2006, enabling statistics users to download C&SD publications and detailed statistical tables free of charge via the C&SD Website. In addition to the latest releases, back issues of all publications released since October 2001 are also available for free download.



4.14 倘若使用者未能從本處的產品或網站獲得所需的統計數字，可隨時向本處人員查詢。此外，市民亦可以在有需要時親臨本處的貿易統計數據服務中心（地址：香港灣仔港灣道 12 號灣仔政府大樓 19 樓），獲取詳細的貿易統計數字。

4.14 Users are welcome to approach staff of the department for assistance in case the statistics they need are not accessible from the products or website of the department. Besides, users are recommended to visit the Service Centre on Trade Statistics (Address : 19/F Wanchai Tower, 12 Harbour Road, Wan Chai, Hong Kong) to obtain detailed trade statistics when needs arise.

4.15 用戶可以瀏覽統計處網站，查閱更多有關本處統計刊物和統計產品的資料，以及獲取這些統計產品的方法（www.censtatd.gov.hk/products_and_services/products/index_tc.jsp）。

4.15 Users may visit the C&SD Website for more information regarding the statistical publications and products of the department and the means of obtaining them (www.censtatd.gov.hk/products_and_services/products/index.jsp).

4.16 本處十分重視市民的知情權。大部分統計處出版的刊物均已存放於公共圖書館，供市民查閱。此外，統計處製備大量宣傳／教育單張及小冊子，免費派發給市民。這些免費參考資料的下載版存放於統計處網站（www.censtatd.gov.hk/products_and_services/products/publications/free_reference_materials/index_tc.jsp），以供閱覽或下載。

政府統計處網站 (www.censtatd.gov.hk)

4.17 政府統計處的網站是瀏覽人數眾多的香港特別行政區政府網站之一。網站提供最新的本地主要社會和經濟數據，以及統計發展的最新資訊。此外，本處的網站亦是一個入門網站，方便互聯網用戶查閱其他政府部門和決策局所編製的官方統計數據。

4.18 為更能滿足用戶的需要，本處不斷加強網站的內容和功能。網站不但擁有更豐富的內容、完善的導覽及搜尋功能，還提供多項增值服務，包括自訂統計表、以地圖形式顯示統計數據、建立簡易資訊聚合資訊頻道和提供電郵通知服務。此外，網站亦採用了按主題劃分的表達方式，把與某一主題相關的所有最新統計數字、新聞稿、專題文章、刊物及其他內容，在單一網頁內一併顯示，讓用戶更有效及方便地得到所需的統計資訊。




4.16 The department devotes much attention to people's right to know. Nearly all publications of the department are placed at the public libraries for public access. Also, a good number of publicity/educational leaflets and pamphlets of the department are available free of charge. Download versions of these free reference materials are available on the website of the department (www.censtatd.gov.hk/products_and_services/products/publications/free_reference_materials/index.jsp) for viewing or downloading.

The C&SD Website (www.censtatd.gov.hk)

4.17 The C&SD Website is a popular website of the Government of the HKSAR. It provides Internet users with up-to-date statistics covering major social and economic aspects of Hong Kong as well as information on recent statistical developments. It also serves as a portal of official statistics compiled by other government departments and bureaux.

4.18 To better serve users' needs, continuous improvements have been made to enhance the contents and functionalities of the department's website. Apart from enriched contents and enhanced navigation and search functions, the website also provides value-added services, which include statistical table customisation, map-based statistical data presentation, Really Simple Syndication (RSS) information feeds and e-mail notification service. In addition, the website adopts a thematic presentation approach by displaying the latest statistics, press releases, feature articles, publications and other contents relating to a particular subject area on a single web page. This enables users to obtain the required statistical information in a more effective and convenient manner.



為更能滿足用戶的需要，本處不斷加強網站的內容和功能。

To better serve users' need, continuous improvements have been made to enhance the contents and functionalities of the department's website.

4.19 本處正在網站上開發一個涵蓋二零零六年中期人口統計資料的「網上互動資料發布系統」，預期於二零零八年年中推出。設立該系統的目的是提供互動服務，方便用戶經本處網站獲取一系列的人口統計數字，以及按照本身的需要編製統計表、統計圖及主題性地圖。本處會繼續開發及推出更多網站增值功能，以切合數據使用者的不同需要。

數據發布的途徑

4.20 一直以來，本處與私營的數據代理機構及資訊服務提供者緊密合作，把香港官方統計數據併入該等機構的增值資訊產品及應用系統內，當中包括地理資訊系統地圖、經濟及財經數據服務產品等。

4.19 An online Interactive Data Dissemination System (IDDS) for 2006 Population By-census is being developed and will be launched around mid-2008. The IDDS aims to provide a dynamic and interactive service for users to access a wide range of population statistics and to compile customised statistical tables, charts and thematic maps that can best meet their specific needs, and will be accessible through the department's website. The department will continue to develop and introduce more value-added website features to meet the diverse needs of data users.

Channels of data dissemination

4.20 The department has been making extensive collaboration with data agencies and information providers in the private sector in incorporating official statistics about Hong Kong in their value-added information products and applications, which include Geographic Information System (GIS) mapping, economic and financial data products, etc.

5 資訊科技的應用及電子政府措施

Application of Information Technology and E-government Initiatives

資訊科技在統計工作的應用

5.1 本處在各項統計程序中廣泛應用資訊科技，包括抽樣框的整理、資料搜集，以及數據處理、分析和發布。先進科技的應用包括以電腦輔助電話訪問技術進行統計調查及影像處理科技收集問卷上的數據、運用地理資訊系統支援人口普查／中期人口統計的外勤工作，以及經由互聯網提供不同的電子化統計服務。

電子政府措施

5.2 在電子政府措施方面，本處主要在數據發布、資料搜集和申請統計服務等三個業務範疇，以及內部運作上的發展。總括而言，本處所有適用於電子模式傳送資料的統計服務已提供電子化模式，供使用者選擇。

Information Technology (IT) applications in statistical work

5.1 IT is applied extensively throughout the statistical processes including sampling frame maintenance, data collection, data processing, data analysis and data dissemination. Advanced applications include the use of Computer-Assisted Telephone Interviewing (CATI) technique for conducting survey interviews and imaging technology for capturing data on questionnaires, the deployment of GIS to support the fieldwork of population censuses/by-censuses and the use of Internet for the provision of various electronic statistical services.

E-government initiatives

5.2 Regarding the e-government initiatives, the department focuses on the development in three main business areas, namely data dissemination, data collection and application for statistical services, as well as internal operations. In general, e-options have been provided for all services amenable to the electronic mode of delivery.

5.3 在發布數據方面，本處已提升其網站的功能，使用家可以更直接地在網站內查閱和免費下載統計刊物和統計表。免費下載政策的推行是本處發布數據的重要里程碑，本處也期望藉此進一步提高市民對統計的認知，並讓社會各界充分掌握資訊作決定。

5.4 電子政府的發展亦有助本處的資料搜集工作。自二零零一年起，本處所有適用於電子模式傳送的統計調查問卷經已備有電子版本。本處於二零零六年的中期人口統計推行嶄新的電子報表方案，反應令人鼓舞，受訪者可使用免費軟件填寫便攜文件檔案格式的電子問卷，然後把填妥的問卷經由互聯網安全地遞交。本處現正參考應用該電子報表方案的經驗及資訊科技的最新發展，以檢討本處的電子報表策略。

5.5 至於申請統計服務方面的電子政府發展，本處已為不同的統計服務提供電子表格。

5.6 本處已開發多個「政府與政府」應用系統、政府內部的「政府與僱員」應用系統及辦公室自動化應用系統，以提升內部運作的效率。

資訊科技策略

5.7 資訊科技日新月異，為統計工作帶來新的契機，從而提高工作效率，推動業務流程重組和系統整合。根據資訊科技策略研究的建議，本處已展開多項策略性計劃，以改善部門的資訊科技基礎設施、支援知識管理、建設數據處理和分析的綜合平台、更新現有系統，以及運用影像處理及電腦輔助電話訪問等技術，建立一個部門通用的數據搜集系統。

5.3 In the area of data dissemination, C&SD has enhanced its website to facilitate more direct access and free downloading of statistical publications and tables by data users. The implementation of the free download policy represents an important milestone of the department in data dissemination, further contributing to promoting statistical literacy and informed decision making in the community.

5.4 E-government developments have also facilitated the collection of data by the department. Electronic questionnaire templates have been made available for all surveys amenable to the electronic mode of delivery since 2001. The department has implemented a new e-reporting option for the 2006 Population By-census with encouraging response. Respondents can make use of a freeware to complete e-questionnaires in Portable Document File (PDF) format and submit completed e-questionnaires securely over the Internet. The department e-reporting strategy is being reviewed based on the experience gained from this e-reporting solution as well as the latest information technology advances in the area.

5.5 As for e-government developments in the application for statistical services, e-forms are available for online application for various statistical services.

5.6 A number of Government-to-Government (G2G) services, Government-to-Employee (G2E) services and office automation applications have also been developed to enhance internal operation efficiency.

IT strategies

5.7 IT advancement opens up new application opportunities in statistical work for efficiency improvement, business process re-engineering and systems integration. A number of strategic IT projects recommended in the Information Systems Strategy Study have been launched to enhance departmental IT infrastructure, support knowledge management, establish a common data processing and analysis platform, overhaul existing systems and implement department-wide data capturing systems making use of imaging and CATI technologies.

5.8 本處已進一步強化其資訊科技組織和管理架構，以支援策略性資訊科技應用的推行，並從資訊科技的持續發展中獲得最大效益。部門「資訊科技督導小組」負責本處的資訊科技整體發展方向，其下設有「資訊科技管理小組」及「資訊科技用戶工作小組」。前者負責監督與資訊科技管理和策劃相關的活動，後者則提供一個平台讓用戶參與計劃資訊科技在統計工作中的發展。這些核心小組正協力促使部門資訊科技的管理更加集中，並確保資訊科技的發展符合業務所需及配合整體政府資訊科技策略（包括電子政府策略）。

5.8 The department has further enhanced its IT organisation and management structure with an aim to support the implementation of various strategic IT applications and maximise the benefits of the continual IT development. The overall IT direction of the department is steered by the departmental IT Steering Group (ITSG). Working under ITSG are the IT Management Unit and IT User Working Group. The former is responsible for overseeing IT management and planning of the related activities while the latter provides a platform for users to take part in planning the IT development in statistical work. These core establishments work closely together to facilitate more centralised management of the department's IT and ensure the alignment of IT developments with business needs and the overall government IT strategy (including the e-government strategy).

6 統計研究及素質保證 Statistical Research and Quality Assurance

6.1 政府統計處對其他政府統計機構及國際組織所應用的統計技術和統計管理方法進行研究，以尋求合適方法，應用於本地政府統計工作中。研究重點包括季節性調整時間數列的方法、統計素質保證及數據發布方法等。

6.1 C&SD undertakes studies on statistical techniques and management methods developed or employed by other government statistical authorities and international organisations with a view to identifying appropriate practices for possible adoption in local government statistical work. Areas of study include seasonal adjustment of time series, statistical quality assurance (QA) and data dissemination practices.

6.2 本處不斷致力履行提供高素質統計服務的承諾。為此，本處設立了一套檢定計劃，通過自我評估及由第三者獨立檢定相關的統計程序，鞏固各個統計系統的素質保證機制。在檢定過程中，本處參照國際經驗，以確保所有統計數據的編製和發布均符合科學原理、專業操守及國際標準。本處正進一步強化現行的素質保證框架，由專責素質檢定的小組就統計系統的文件編製制定了一套更詳細的指引，並且正在建立中央資料庫，儲存個別統計系統在素質保證方面所採用的優良做法，方便統計專業人員分享經驗及探討可予改善的範疇。

6.2 Continued and dedicated effort is made by the department in meeting the pledge of providing quality statistical services. A review programme of the QA mechanism of various statistical systems has been established involving both self-assessment and independent third-party review of the statistical processes concerned. In the review process, the department draws upon international experience and strives to ensure that statistics are compiled and disseminated in accordance with scientific principles, professional ethics and international standards. The department is taking one further step to enhance its QA framework. More detailed guidelines on the documentation of statistical systems have been drawn up and a central database on good practices adopted in the QA mechanism of individual statistical systems is being developed by the dedicated team responsible for QA review. This will enable statistical professional officers to share their experience and identify areas for further improvement.

7 與國際和本地統計社群的關係

Relationship with the International and Local Statistical Communities

國際會議和交流訪問

7.1 要掌握國際統計社群的最新發展，本處的統計專業人員多年來一直積極參與有關的國際會議、工作坊、研討會及工作小組。此外，本處的統計專業人員與其他統計機構亦不時作交流訪問，就不同的技術性項目進行討論及交流意見和經驗。

7.2 除了參與國際性的會議和交流活動之外，本處近年也積極與國際組織合作在香港籌備和主辦國際性統計會議。

7.3 本處與聯合國亞洲及太平洋地區統計研修所於二零零七年五月二十八日至三十日在香港合辦第六屆亞洲及太平洋國家及地區統計辦事處首長管理研討會。這個研討會旨在討論有關資訊及通訊科技在統計工作上的應用和管理。本處也在二零零八年一月與國際貨幣基金組織合辦「協調直接投資統計調查」專責小組第二屆會議，討論在全球推行該統計調查的有關事項。

7.4 本處亦將於二零零九年與美洲及亞太地區普查和統計局長協會合辦第二十四屆人口普查會議。該會議為負責策劃及進行人口普查的統計師及有關數據的使用者提供一個交流意見及經驗的平台。

7.5 在政府和本地及區內統計社群的支持下，本處獲得國際統計學會接納在香港舉行二零一三年的「國際統計學會第五十九屆大會」。國際統計學會是知名的統計組織，其兩年一度的大會被譽為國際統計界的盛事。本處主辦「國際

International conferences and exchange visits

7.1 To keep abreast of developments in the international statistical community, statistical professional officers of the department have been actively participating in international conferences, workshops, seminars and working groups. There are also exchange visits between statistical professional officers of this department and other statistical agencies to discuss and exchange views and experience on a variety of technical issues.

7.2 Apart from participating in international conferences and exchanges, the department is also playing an increasingly active role to collaborate with international organisations in organising and hosting international statistical conferences in Hong Kong in recent years.

7.3 The department and the United Nations Statistical Institute for Asia and the Pacific jointly organised the 6th Management Seminar for the Heads of National Statistical Offices in Asia and the Pacific in Hong Kong during 28-30 May 2007. The Seminar aimed at discussing the application and management of information and communications technology in statistical work. In January 2008, the department also co-organised the 2nd Meeting of the Task Force on the Coordinated Direct Investment Survey (CDIS) with IMF to discuss issues relating to the implementation of CDIS at world level.

7.4 The department will also host the 24th Population Census Conference with the Association of National Census and Statistics Directors of America, Asia and the Pacific (ANCSDAAP) in 2009. The Conference aims at providing a forum for statisticians and users of population census data to exchange views and share experience in planning and conducting population censuses.

7.5 With the support of the Government and both the local and regional statistical communities, the department has successfully obtained the endorsement from the International Statistical Institute (ISI) for hosting the 59th ISI Session in Hong Kong in 2013. ISI is a prestigious statistical organisation and its biennial sessions were regarded as great events of the

統計學會第五十九屆大會」將有助提高香港在國際統計界的地位，並顯示香港在統計工作上的成就。此外，這次大會也是一個重要的平台，藉着彼此交流創新意念、建立新聯繫，以及討論國際統計界現有趨勢及發展，推動香港、亞洲太平洋地區，以至世界其他地方的統計發展。

7.6 近年，香港和中國內地在發展和協調統計事宜方面的聯繫日趨緊密。為有助日後安排雙方合作和交流統計事宜，中華人民共和國國家統計局與本處已於二零零三年四月就定期和內地統計機關接觸達成協議。該協議就本處和國家統計局（包括其省級和市級的附屬局）的直接接觸釐定程序和原則。

international statistical community. Hosting the 59th Session of ISI would serve to strengthen Hong Kong's status in the international arena of statistics and demonstrate its statistical achievements. The event would also provide a valuable platform for promoting statistical developments in Hong Kong, the Asia Pacific region and other parts of the world, through exchanging innovative ideas, developing new contacts and discussing current trends and developments in the statistical world.

7.6 There have been increasingly closer ties between Hong Kong and the mainland of China in the development and co-ordination of statistical matters in recent years. To facilitate future arrangements for co-operation and exchanges on statistical matters with statistical authorities in the Mainland, an agreement on regular contacts was signed between the National Bureau of Statistics of China (NBS) and the department in April 2003. The agreement lays down procedures to be followed by the subordinating bureaux of NBS at the provincial and city levels when pursuing exchange visits with C&SD.



處長馮興宏先生出席在二零零七年十一月在法國巴黎舉行的二十一世紀促進發展統計夥伴關係指導委員會會議。

Mr H W FUNG, Commissioner, attended the Partnership in Statistics for Development in the 21st Century Steering Committee Meeting in Paris, France, in November 2007.



中華人民共和國國家統計局及廣東省統計局代表團於二零零七年十二月訪問本處。

Delegation from the National Bureau of Statistics of China and Statistics Bureau of Guangdong Province visiting the department in December 2007.

參與國際統計組織事務

7.7 為保持和促進與國際知名組織及先進經濟體系的統計機構之間的雙邊關係，統計處多名統計專業人員兼任一些國際統計組織的成員或委員會的主管人員，積極參與會務。舉例來說，統計處處長馮興宏先生是國際比較方案亞洲及太平洋地區諮詢委員會的成員；馮先生也是二十一世紀促進發展統計夥伴關係指導委員會的東亞代表。副處長梁錦滔先生出任區域及都市統計常務委員會二零零七至二零零九年度的主席，該委員會為國際官方統計協會轄下的組織。經濟統計（三）部助理處長歐陽方麗麗女士自二零零一年開始擔任國際貨幣基金組織轄下的國際收支平衡統計委員會的成員之一；歐陽方麗麗女士也是國際貨幣基金組織屬下「協調直接投資統計調查」專責小組的成員。社會統計部助理處長陳家蓮女士出任美洲及亞太地區普查和統計局長協會的董事局主席。

參與香港統計學會事務

7.8 在本地方面，本處的統計專業人員亦積極參與香港統計學會的事務，出任該學會的執行委員會、各項活動的籌備委員會和工作小組成員。

7.9 自二零零二年五月，香港統計學會接辦由英國皇家統計學會在香港舉行的統計專業考試，所有由香港統計學會發出的證書均認可為完全等同於皇家統計學會發出相同學歷程度的證書。這發展標誌着香港建立本地統計專業評審和考試制度的一個重要里程碑。政府統計處處長馮興宏先生為香港統計學會考試委員會的主席。

Participating in affairs of international statistical organisations

7.7 To maintain and develop strong bilateral relationships with statistical offices of renowned international organisations and advanced economies, some statistical professional officers of C&SD are active members or office holders of certain international statistical organisations. For instance, Mr H W FUNG, Commissioner, is a member of the Regional Advisory Board for the International Comparison Program for Asia and the Pacific and the representative of East Asia sitting on the Steering Committee of the Partnership for Development of Statistics in the 21st Century; Mr Dominic LEUNG, Deputy Commissioner, is the Chairman (for the session 2007 - 2009) of the Standing Committee on Regional and Urban Studies, a committee under the auspices of the International Association of Official Statistics; Mrs Lily OU-YANG, Assistant Commissioner of the Economic Statistics Division (3), has been a member of the Committee on Balance of Payments Statistics of IMF since 2001. She is also a member of the Task Force on the Coordinated Direct Investment Survey of IMF; and Miss K L CHAN, Assistant Commissioner of the Social Statistics Division, is the Chairman of the Board of Directors of Association of National Census and Statistics Directors of America, Asia and the Pacific.

Participating in affairs of the Hong Kong Statistical Society

7.8 Locally, statistical professional officers of the department have also been participating actively in the affairs of the Hong Kong Statistical Society (HKSS) by serving on the Executive Committee, organising committees and working groups of various projects undertaken by HKSS.

7.9 Since the taking over of the examination from Royal Statistical Society (RSS) of the United Kingdom by HKSS in May 2002, all the certificates issued by HKSS are recognised as of a standard equivalent to the certificates issued by RSS for the same levels of qualification. This development marks an important milestone in the establishment of a local accreditation and examination system for statistical professionals in Hong Kong. Mr H W FUNG, Commissioner for Census and Statistics, is the Chairman of the HKSS Examination Board.

8 為其他政府部門提供的專業協助

Professional Assistance Rendered to Other Government Departments

8.1 本處為政府進行的各項統計活動提供專業意見。此等工作部分是由調派到政府多個部門和決策局的統計人員執行。至於沒有統計人員派駐的政府部門或決策局，本處會在有需要時提供專業協助，包括就應用統計數據方面和進行統計調查時應採用的正確方法提供意見。

8.2 在處理各方面的公共事務上，統計的應用相信會不斷增加。本處會繼續為各政府部門和決策局提供有關編製、應用及闡釋統計數據的專業協助，以便有關當局就公共事務制定政策及作出決定，使公眾得到高素質的服務。

8.1 C&SD advises on statistical activities within the Government. This is put into effect partly through the arrangement of outposted statistical staff in various government departments and bureaux. For those departments or bureaux without statistical staff, C&SD renders professional assistance as necessary, by advising on such aspects as application of statistics and adoption of proper methods in conducting statistical surveys.

8.2 Increasing use of statistics is expected in various aspects of public affairs. Professional assistance will continue to be provided to other departments and bureaux in the compilation, application and interpretation of statistics in order to facilitate policy formulation and decision making on public issues as required for providing quality services to the community.

9 服務市民 Serving the Community

服務承諾

9.1 服務市民是本處一項持續而長遠的承諾。為配合政府致力改善公共服務的工作方針，本處自一九九三年起，每年透過出版《服務承諾》小冊子，公布各項服務所承諾的標準。本處會不時檢討及提高服務的標準和目標。

增進與原始數據提供者及統計數據使用者的融洽關係

9.2 本處能成功編製準確和及時的統計數字，主要有賴原始數據提供者的合作，提供高素質的數據。為爭取和保持這些人士對各統計調查的支持，本處經常與他們舉行座談會，並不時拜訪一些主要機構。此外，本處亦向參與多項統計調查的選定主要公司推出「客戶窗口計劃」。在這計劃下，本處會安排一名

Performance Pledge

9.1 It is a continuous, long-term commitment of the department to serving the community. The department has been releasing annually performance pledges in the form of a booklet entitled *Performance Pledge* since 1993, in line with the government's efforts in improving services to the public. The standards of services that may be expected of the department are detailed therein. The performance standards and targets of the department are reviewed and enhanced from time to time.

Strengthening rapport with raw data suppliers and statistical data users

9.2 Our success in producing accurate and timely statistics largely rests on the co-operation of raw data suppliers in furnishing quality data. To gain and maintain their support for various statistical surveys, the department has been conducting discussion sessions with them and paying courtesy visits to prominent establishments from time to time. Moreover, a Customer Window Scheme has been implemented for selected major companies participating in multi-surveys of

統計員統籌辦理某參與計劃公司所有與本處統計調查有關的事宜，從而減省外勤工序及減輕受訪者在填報資料時的負擔，藉此提升統計調查的回應率及確保所搜集數據的一致性。

9.3 本處亦定期與一些主要的統計數據使用者接觸，以確保統計工作的發展能適當地配合他們的需求。

9.4 在建立新統計系統和計劃新統計調查前，本處會適當地向統計數據使用者以及或會成為原始數據提供者的人士（例如統計調查的訪問對象）進行諮詢。這樣做既可搜集使用者對數據需求的意見，也可評估從原始數據提供者獲取所需資料的可行性和了解他們的填報負擔。

貿易事宜客戶聯絡小組及顧客意見調查

9.5 本處其中一項主要工作是根據進／出口報關單及貨物艙單上的資料編製貿易及有關的統計數字。本處自一九九四年起，設立了「貿易事宜客戶聯絡小組」，聽取客戶對本處服務的意見。小組成員來自不同界別，包括貿易數據使用者和使用本處進／出口報關單或貨物艙單遞交服務的機構。此外，本處每年都會進行顧客意見調查，搜集顧客對本處的貿易統計數據服務中心的意見。

推廣統計認知

9.6 統計在社會上的應用愈來愈普及，公眾對統計的正確認識因而更形重要。因此，本處不斷致力加強大眾對官方統計數字的認知，以及對統計概念和方法的了解。本處經常舉辦不同類型的推廣統計認知活動，以迎合社會上不同階層人士（包括中學生、中學教師、大專學生、政府人員、傳媒工作者及市民

the department. Under this Scheme, a census officer is appointed to co-ordinate all survey matters of the department with a participating company so as to minimise field efforts and reduce respondent burden, thereby improving survey response and ensuring data consistency.

9.3 Regular meetings with major statistical data users have also been conducted to ensure that their demands can be suitably taken into account in the development of government statistical work.

9.4 In establishing new statistical systems and planning for new statistical surveys, the department conducts consultations with both users of statistical data and prospective raw data suppliers (such as survey respondents) where appropriate. This has the advantages of tapping the users' views on data requirements, assessing the feasibility of obtaining the required information and understanding the reporting burden of the raw data suppliers.

Customer Liaison Group on Trade Matters and customer opinion surveys

9.5 One main area of work of the department is to compile trade and other related statistics from information contained in import/export declarations and cargo manifests. The department has been operating a Customer Liaison Group on Trade Matters (CLG) since 1994 to obtain customers' opinions on the services provided by the department. CLG comprises personnel from various sectors who are either users of trade statistics or users of services provided by the department in the lodgement of import/export declarations or cargo manifests. Customer opinion surveys are also conducted annually to collect opinions of customers visiting the Service Centre on Trade Statistics of the department.

Promotion of statistical literacy

9.6 With the widespread use of statistics in the community, it is becoming more important for members of the public to have a proper understanding of statistics. Hence, the department has been making continuous efforts in promoting a higher level of awareness of official statistics and understanding of statistical concepts and methodologies. A variety of activities for promoting statistical literacy have been organised to cater for the needs of different sectors in the community (e.g. secondary

大眾)的需要。這些活動主要包括舉辦統計講座、研討會、課程和展覽,以及出版教育性小冊子/單張和有關統計知識的文章。

students, secondary school teachers, tertiary students, government officers, media workers and members of the public). Such activities mainly include the organisation of statistical talks, seminars, courses and exhibitions, and the publication of educational booklets/leaflets and statistical articles.



藉着四十周年紀念的機會,統計處於二零零七年十一月二十至二十二日舉行展覽暨公開講座,以推廣統計認知。
Taking the opportunity of its 40th Anniversary Commemoration, C&SD organised an Exhibition and Public Seminars during 20-22 November 2007 to promote statistical literacy.



統計處一直積極支持香港統計學會舉辦「中學生統計習作比賽」。
C&SD has been rendering keen support to Statistical Project Competition for Secondary School Students organised by the Hong Kong Statistical Society.

「同心展關懷」標誌獎項

9.7 本處獲香港社會服務聯會頒發2006/08年度「同心展關懷」標誌,以表揚部門對社會的關懷及作為企業公民的承擔。

Caring Organisation Logo Award

9.7 The department was awarded the Caring Organisation Logo 2006/08 by the Hong Kong Council of Social Service in recognition of our caring to the community and commitment to corporate citizenship.

2

第二部分 Part Two

統計發展 Statistical Developments



統計發展

Statistical Developments

10 人口 Population

人口數據系統與人口普查／中期人口統計

10.1 香港自一九六一年起，每十年進行一次人口普查；而在兩次人口普查中間，則進行一次中期人口統計。人口普查及中期人口統計的目的是搜集有關人口的數目及其社會經濟特徵和地區分布情況的最新基準資料。

10.2 從人口普查和中期人口統計得到的統計數據，對政府在規劃和制定政策方面，特別是有關教育、房屋、交通、醫療及社會福利的政策，尤為重要。此外，私人機構亦會運用這些數據釐定業務方針。

10.3 人口普查及中期人口統計提供基準人口數據，並且是細小分區及人口分組資料的重要來源。這些基準數據，再加上其他行政系統的統計資料（例如出生、死亡及出入境記錄）及抽樣統計調查（特別是持續進行的「綜合住戶統計調查」）的結果，連結成一個人口統計數據資料庫，資料可用作編製人口估計及其他眾多用途。

二零零六年中期人口統計

10.4 二零零六年中期人口統計於二零零六年年中進行，有關報告書已於二零零七年二月至二零零八年二月期間分階段出版，其中包括 12 份提供二零零六年中期人口統計詳細統計數字及分析的主要報告，以及六份展示選定人口分組特徵的主題性報告書（包括「女性及男性」、「內地來港定居未足七年人士」、「少數族裔人士」、「青年」、「長者」及「單親人士」）和一份分析香港住戶收

The population data system and population censuses/by-censuses

10.1 It is an established practice in Hong Kong since 1961 to conduct a population census every ten years and a by-census in the middle of the intercensal period. The purpose of population censuses/by-censuses is to obtain up-to-date benchmark information on the size and socio-economic characteristics of the population and on its geographical distribution.

10.2 The statistical data obtained from population censuses/by-censuses are vital to government planning and policy formulation, particularly in such fields as education, housing, transport, medical services and social welfare. The data are also important to the private sector for formulating business strategies.

10.3 Apart from providing benchmark population data, population censuses/by-censuses also serve as the prime sources of data for small areas and population sub-groups. These benchmark data, taken together with statistics generated from administrative systems (such as birth, death and passenger movement records) and sample surveys (in particular the continuous General Household Survey), provide a population statistical database which serves the purpose of compiling population estimates as well as a multitude of other purposes.

2006 Population By-census

10.4 The 2006 Population By-census (06BC) was conducted in mid-2006. The related reports have been released by phases during February 2007 to February 2008. These include 12 core reports presenting the detailed statistics and analyses of the by-census results, together with six thematic reports providing insight into the profile of the selected population sub-groups (including Women and Men, Persons from the Mainland Having Resided in Hong Kong for Less Than 7 Years, Ethnic Minorities, Youths, Older Persons and Single Parents) and one thematic report analysing the household income

入分布的主題性報告書。所有報告書均可於本處網站及二零零六年中期人口統計主題網站免費下載。

10.5 除出版刊物外，本處亦採用互聯網發布中期人口統計結果。一系列統計表已載列於二零零六年中期人口統計的主題網站。此外，本處將於二零零八年年中推出一個「網上互動資料發布系統」，數據使用者將可更方便快捷地在本處網站內獲取自設的統計表。

二零一一年人口普查

10.6 二零一一年人口普查的初步計劃已展開。本處將會進行包括業務程序重整的可行性研究，探討各電腦支援系統和網上應用系統的開發。

人口估計及人口推算

10.7 本處使用「居住人口」方法編製的臨時人口估計，於統計時點後兩個月內發布，以供參考，而經修訂的人口估計會在其後六個月再公布。每半年公布一次的數字反映年中及年底的人口估計。

10.8 二零零六年中期人口統計的結果備妥後，本處隨即更新自二零零一年起的人口估計數字。為配合經修訂的人口估計數字，我們製備了一套涵蓋二零零七年至二零三六年的最新人口推算數字，並於二零零七年七月公布。根據以二零零六年為基期的人口推算結果，本處亦已於二零零八年一月公布一套新編製的家庭住戶推算。

10.9 本處根據有關的登記系統所搜集的資料，編製出生、死亡和婚姻統計數據，並每年公布有關人口的重要指標。

10.10 一份描述人口的增長和分布，其年齡性別結構及出生、死亡和結婚模式的刊物已於二零零七年十二月出版。

distribution in Hong Kong. All the reports are available for free download from the department's website and the thematic website of the O6BC.

10.5 Apart from publication of reports, by-census results are also disseminated through the Internet. A series of statistical tabulations are available on the thematic website of the O6BC. Besides, an online Interactive Data Dissemination System (IDDS) will be launched around mid-2008, which will enable data users to obtain self-defined statistical tables from the department's website in a more convenient and efficient manner.

2011 Population Census

10.6 Initial planning for the 2011 Population Census has commenced. A feasibility study (including business process re-engineering) will be conducted to review the development of supporting computer systems and web applications.

Population estimates and population projections

10.7 Provisional population estimates compiled using the "resident population" approach are released for reference within two months after the reference time-point. Revised estimates are released after a further six months. Population estimates are released at half-yearly intervals to reflect the mid-year and year-end positions.

10.8 With the availability of the O6BC results, the population estimates since 2001 were updated. In line with the revision of population estimates, a new set of population projections, covering the period of 2007 to 2036, had been prepared and was released in July 2007. Based on the results of the 2006-based population projections, a new set of domestic household projections was also compiled and released in January 2008.

10.9 Birth, death and marriage statistics are compiled based on data collected through the relevant registration systems, with important demographic indicators published every year.

10.10 A publication describing the population growth and distribution, the age-sex structure and the patterns of fertility, mortality and nuptiality was published in December 2007.

11 勞工 Labour

勞動人口、就業及空缺統計

11.1 本處經由不同的統計調查的結果編製有關就業統計數字。其中，經由「綜合住戶統計調查」和「僱傭及職位空缺按季統計調查」所編製的就業統計數字，更是數據使用者經常參考的資料。

11.2 「綜合住戶統計調查」是持續進行的抽樣統計調查，搜集有關勞動人口、就業、失業及就業不足等方面的資料。這項統計調查涵蓋全港陸上非住院人口，但不包括居於院舍的住院人士及水上居民，涵蓋範圍約佔居港人口的99%。「綜合住戶統計調查」直接從一個覆蓋全港的屋宇單位樣本內的住戶搜集有關勞動人口的資料；同時，亦有搜集一些有關人口和社會經濟特徵的資料。除面談訪問方式外，該統計調查亦採用「電腦輔助電話訪問」方式搜集數據。

11.3 「僱傭及職位空缺按季統計調查」在不同行業中抽選機構單位成為統計樣本，從而搜集就業人數、職位空缺數目及業務性質等資料。這項統計調查所得的就業人數統計數字，加上職位空缺資料，反映各行業的勞工需求。該統計調查亦提供不同行業按區議會分區的就業人數和機構單位數目。

11.4 由於「僱傭及職位空缺按季統計調查」沒有涵蓋建造業，本處另外進行一項「建築地盤就業人數按季統計調查」搜集主要地盤的工人就業及空缺資料。主要建築地盤指已取得屋宇署的展開工程通知書的私營工程，以及政府各工務部門轄下的公共工程，包括機電工程署及環境保護署管轄的工程。

Labour force, employment and vacancies statistics

11.1 The department compiles employment figures based on results of different surveys. Among them, the employment statistics compiled from the General Household Survey (GHS) and those from the Quarterly Survey of Employment and Vacancies (SEV) are frequently referred to by data users.

11.2 Conducted on a continuous basis, GHS is a sample survey aiming at collecting information on the labour force, employment, unemployment and underemployment. The survey covers the land-based non-institutional population of Hong Kong and excludes inmates of institutions and persons living on board vessels. It thus covers about 99% of the Hong Kong resident population. GHS collects data on the characteristics of the labour force as well as the demographic and socio-economic characteristics of the population directly from households in a sample of quarters scattered over the whole territory. Apart from face-to-face interviewing, the Computer-Assisted Telephone Interviewing (CATI) approach is also adopted for data collection in GHS.

11.3 For each round of SEV, establishments are sampled from different industries. Information on employment, job vacancies and nature of business is collected. Together with data on vacancies, the employment statistics show the labour demand for individual industries in the economy. SEV also provides statistics on employment and number of establishments analysed by District Council district in different industries.

11.4 To supplement the coverage of SEV for the construction industry, a separate Employment Survey of Construction Sites is conducted quarterly to collect information on manual workers at major construction sites. Major construction sites cover private sector construction projects having obtained notice of commencement of works from the Buildings Department and public sector projects under the charge of various government works authorities, including the Electrical and Mechanical Services Department and the Environmental Protection Department.

11.5 為提高工作效率，本處鼓勵「僱傭及職位空缺按季統計調查」的受訪者透過郵寄、傳真、電郵遞交問卷或透過音頻電話回應系統直接提供所需的數據。本處會以「電腦輔助電話訪問」技術跟進未回應的個案，並採用「電腦輔助編碼系統」來處理問卷。

11.5 For operational efficiency, respondents of SEV are encouraged to complete and return the questionnaires by post, fax, e-mail or to provide the required data directly through a touch tone telephone response system. CATI technique is used to follow up outstanding cases. Computer-Assisted Coding System is also employed in processing the returned questionnaires.



本處應用的「電腦輔助電話訪問」技術有助提高統計調查工作的效率。

The Computer-Assisted Telephone Interviewing technique adopted by the department helps enhance efficiency in conducting statistical surveys.

11.6 「僱傭及職位空缺按季統計調查」的樣本規模約為 32 000 間機構單位。本處運用適當的統計方法，以發布較重要行業的詳細就業及空缺統計數字。

11.6 The SEV sample size is around 32 000 establishments. The department has made use of appropriate statistical methods such that employment and vacancies statistics for the more important industries could be released at detailed levels.

11.7 本處每月發表對上三個月期間的失業和就業不足統計數據。至於經由「僱傭及職位空缺按季統計調查」所編製的就業及職位空缺統計數字則按季發表。值得一提的是本處發表經季節性調整的失業率，從而更清楚地反映失業的基本趨勢。

11.7 While unemployment and underemployment statistics covering the latest three-month period are published every month, employment and vacancies statistics compiled from SEV are published on a quarterly basis. It is worth mentioning that seasonally adjusted unemployment rate is also published so as to better reflect the underlying trend of unemployment.

11.8 「綜合住戶統計調查」和「僱傭及職位空缺按季統計調查」所編製的就業統計數字各有本身的用途和優點。然而，就反映按行業劃分的本地整體就業

11.8 The GHS and SEV employment data have their own uses and merits. However, each set is subject to some limitations in reflecting the territory-wide employment structure by industry. Hence, a set of Composite Employment Estimates (CEE) is

分布情況而言，兩項統計調查都各有一些局限。故本處利用統計方法將這兩種數據協調，從而編製一套「就業綜合估計數字」，以互補不足。「就業綜合估計數字」的數列自一九九七年起按年於《香港統計月刊》內以專題文章形式發表。

11.9 本處按以二零零六年為基期的人口推算及不同性別年齡組別的勞動人口參與率的趨勢，編製了一套涵蓋二零零七年至二零二六年的本港勞動人口推算。最新一套的勞動人口推算結果已於二零零七年十二月出版的《香港統計月刊》內以專題文章形式發表。

工資及勞工收入統計

11.10 本處經由「勞工收入統計調查」和「經理級與專業僱員（高層管理人員除外）薪金及僱員福利統計調查」搜集數據，以編製有關不同行業的工資／薪金和薪金總額的統計數字。

11.11 「勞工收入統計調查」按季經由涵蓋各行業的機構單位樣本，搜集選定職業的工資數據和所有僱員的整體薪金總額，並編製和發表按行業分類的督導級及以下職業的工資率和工資指數，以及按行業分類的薪金總額指數，用以反映勞工價格和勞工收入的變動。

11.12 為提高統計調查工作的效率及協助更詳細的統計分析而進行的「勞工收入統計調查」電腦系統更新工作已接近完成。新的資料處理系統將會由二零零八年四月一日起投入運作。新的資料分析應用系統正在開發，並將於二零零八年年中採用。

11.13 至於每年六月有關經理及專業僱員的薪金及附帶福利的統計數字，則是根據「經理級與專業僱員（高層管理人員除外）薪金及僱員福利統計調查」搜

compiled by reconciling the GHS and SEV estimates under a statistical framework to serve such purpose. The series of CEE has been published annually in the form of a feature article in the *Hong Kong Monthly Digest of Statistics* since 1997.

11.9 With reference to the 2006-based population projections and the trends of the sex-age specific labour force participation rates, the department has compiled a new set of Hong Kong labour force projections covering the period from 2007 to 2026. The new set of labour force projections was released in the form of a feature article in the December 2007 issue of the *Hong Kong Monthly Digest of Statistics*.

Wages and labour earnings statistics

11.10 The department compiles wages/salaries and payroll statistics covering different sectors of the employment based on data collected via the Labour Earnings Survey (LES) and the Survey of Salaries and Employee Benefits – Managerial and Professional Employees (Excluding Top Management) (or Managerial Salary Survey in short).

11.11 LES is conducted quarterly for collecting data on wages of selected occupations and total payroll via a sample of establishments from various industries. Wage rates and wage indices for selected occupations at supervisory level or below by industry as well as payroll indices of all employment by industry are compiled and published so as to reflect the changes in labour price and labour earnings.

11.12 Revamping of the computer system for LES with an aim to streamline the survey operations and to facilitate more detailed statistical analyses is near completion. The new system on data processing would be put into live run with effect from 1 April 2008. A new data analysis application system is also being developed and would be put into use in mid-2008.

11.13 As regards salary of managerial and professional employees, statistics on their salaries and fringe benefits in every June are compiled and published based on data collected from the Managerial Salary Survey. In particular, two salary index

集數據而編製及發布。當中本處亦編製兩項薪金指數系列，即薪金指數（甲）及薪金指數（乙）。前者反映僱員薪金水平的一般變動，不但包括留任同一公司內同一職位人士的變動，更包括因僱員流動而引致的變動。後者則只量度留任同一公司內同一職位人士的薪金水平變動，故此能反映因一般薪金遞增、工作表現的變化，以及年資增加所帶來的薪金變動。

11.14 一般來說，工資及勞工收入統計數據可提供有用的參考資料，作為釐定薪金調整幅度、估計勞工成本，以及進行經濟分析之用。

11.15 本處亦為勞工及福利局與經濟分析及方便營商處就有關「工資保障運動」的課題提供統計支援。主要的工作包括為評估該運動成效的中期檢討及各項對勞工成本的影響分析，提供專業支援。

人力統計

11.16 為協助職業訓練局確定本港各行業類別的人力及訓練需求，本處協助該局進行有關人力統計的調查。這些統計調查大部分是每兩年進行一次。

11.17 本處亦在有需要時，向有關政府部門及決策局提供統計支援，以助人力資源政策的制定和檢討。

11.18 本處現正協助勞工及福利局，把人力資源推算更新至二零一三年，內容包括編製二零一三年按經濟／策略性行業劃分的人力需求推算及進行「二零零七年人力培訓及工作技能需求機構單位統計調查」。該項機構單位統計調查在二零零七年八月至十一月期間進行，旨在搜集僱主對中期人力培訓及工作技能需求的意見，為人力資源推算提供部分所需數據。

series, viz. Salary Index (A) and Salary Index (B), are compiled. The former aims to reflect the general changes in salary levels, not only including changes for employees remaining in the same occupations of the same companies, but also changes resulting from employee movements across companies. The latter measures changes in salary levels only for employees remaining in the same occupations of the same companies, and thus reflecting salary changes brought about by general salary increment, changes in performance and gain in seniority.

11.14 Generally speaking, wages and labour earnings statistics are useful reference for making salary adjustment, estimating labour cost and conducting economic analyses.

11.15 Statistical support has also been rendered to the Labour and Welfare Bureau and Economic Analysis and Business Facilitation Unit in areas relating to the Wage Protection Movement. Major areas of work include providing professional support to the interim review on the effectiveness of the Movement and various labour cost impact analyses.

Manpower statistics

11.16 The department has been conducting manpower surveys on behalf of the Vocational Training Council to assess manpower requirements and training needs in different industries/sectors. Most of these surveys are organised in a two-year cycle.

11.17 The department also provides statistical assistance to relevant government departments and bureaux to support the formulation and review of manpower policy as needed.

11.18 Statistical assistance is being rendered to the Labour and Welfare Bureau in updating the manpower projection to 2013, including the compilation of manpower requirement projections to 2013 by economic/strategic sector and the conduct of the 2007 Establishment Survey on Manpower Training and Job Skills Requirements. The establishment survey was conducted during August to November 2007 to collect employers' views on their manpower training and job skills requirements over the medium term for providing part of the necessary input to the manpower projection exercise.

11.19 勞工及福利局統計組進行的人力供求推算工作，目的是就香港轉型為知識型經濟，以及內地「十一五」規劃對本港人力資源情況及需求的影響，推算香港直至二零一三年的整體人力發展情況。推算結果將提供有用的資料，協助政府及其他人力市場參與者制定具體的政策及措施。是項人力資源推算預計在二零零八年年中完成。

香港標準行業分類

11.20 「香港標準行業分類」以聯合國的標準為藍本，是香港各經濟活動單位的行業分類標準。最新的版本為「香港標準行業分類 1.1 版」。

11.21 本處出版一套載列詳盡行業分類及說明的使用手冊，以及方便行業編碼及名稱檢索的《香港標準行業分類 1.1 版—行業編碼索引》小冊子，供市民大眾參考。

11.22 本處參考聯合國即將出版的《所有經濟活動的國際標準行業分類第四修訂版》中的分類框架及歸類原則，全面檢討「香港標準行業分類 1.1 版」，有關修訂快將完成。經修訂的版本，即「香港標準行業分類 2.0 版」，將更貼切地反映香港經濟結構的最新變化和新興的經濟活動（例如資訊、通訊及金融活動）。全新的「香港標準行業分類」將於二零零八統計年度起逐步在本處不同的機構單位統計調查中採用。

機構單位記錄庫

11.23 機構單位記錄庫是一個載有本港約 35 萬個活躍機構單位的電腦化資料庫。該記錄庫內的資料，是根據本處統計調查的結果及有關政府部門的行政記錄而更新的。

11.19 The statistical unit of the Labour and Welfare Bureau is conducting the projection exercise on manpower requirement and supply. The exercise aims to project the overall manpower situation of Hong Kong up to 2013 in the light of its transformation into a knowledge-based economy and the impact of the Mainland's 11th 5-year Plan on Hong Kong's manpower situation and requirements. The findings will provide the Government and other stakeholders with reference information based on which specific policies and measures are to be devised. The exercise is expected to be completed in mid-2008.

Hong Kong Standard Industrial Classification

11.20 The Hong Kong Standard Industrial Classification (HSIC), which adapts the standards of the United Nations, serves as a standard framework for the industrial classification of economic units in Hong Kong. The latest version is Hong Kong Standard Industrial Classification Version 1.1 (HSIC V1.1).

11.21 A set of manuals on the detailed classification and descriptions of industries and a booklet entitled *HSIC V1.1 – Index of Industry Codes* for quick search of industry codes and titles are available for the reference of the general public.

11.22 A full revision on the HSIC V1.1, with reference to the basic framework and principles of the upcoming *International Standard Industrial Classification of All Economic Activities Revision 4* of the United Nations, is near completion. The revised version, namely HSIC V2.0, will provide a classification scheme which can better reflect the latest changes in the structure of the Hong Kong economy and the emergence of new economic activities (e.g. information, communications and financial activities). The new HSIC will be adopted by different establishment surveys of the department progressively starting from the reference year of 2008.

Central Register of Establishments

11.23 The Central Register of Establishments (CRE) maintains computerised information of some 350 000 active establishments in Hong Kong. Information kept in CRE is updated through feedback from surveys of the department and administrative returns from relevant government departments.

11.24 機構單位記錄庫主要是為本處的商業機構統計調查提供一個抽樣框，亦為其他政府部門及公眾人士提供個別機構單位的可披露資料作統計調查及其他有關應用。可披露資料包括機構單位的名稱、地址、業務類別及僱員人數組別。

11.25 公眾人士可付費申請索取機構單位的可披露資料，有關資料是以一個記錄庫隨機樣本名單的形式提供。另外，亦可透過一個配對程序，提取指定機構單位的可披露資料。

11.26 隨着上述有關「香港標準行業分類」新版本的推出，本處正根據現有及新版本的「香港標準行業分類」，替記錄庫的個別機構單位進行並行編碼。這安排將有助本處不同的統計調查逐步採用新的行業分類。

11.27 除商業機構記錄庫外，本處亦設有電腦化建築地盤記錄庫，作為各項有關建築地盤統計調查的抽樣框。

11.24 CRE serves mainly as a sampling frame for surveys on business establishments conducted by the department. It also provides disclosable particulars on individual establishments to other government departments and the general public for conducting statistical surveys and other relevant applications. Disclosable particulars include the name, address, type of business and employment size class of establishments.

11.25 The general public may obtain the disclosable particulars of establishments at a charge in the form of a random sample listing of CRE, or through a matching procedure to extract disclosable particulars of specified establishments.

11.26 Following the aforementioned release of the new version of HSIC, parallel coding of individual establishments in CRE based on both current and new versions of HSIC is in progress. This would facilitate the progressive adoption of the new HSIC by different surveys of the department.

11.27 Apart from CRE for business establishments, a computerised register of construction sites is also maintained as a sampling frame for statistical enquiries on construction sites.

12 工商業 Commerce and Industry

按年經濟統計調查計劃

12.1 本處進行按年經濟統計調查，提供資料用作量度本港各類經濟活動的結構性轉變，並配合其他來源所得的資料，編製本地生產總值。

Programme of Annual Economic Surveys

12.1 Annual economic surveys are conducted to provide information for gauging structural changes in various activities of the economy and, together with data from other sources, for compiling the Gross Domestic Product (GDP).

12.2 整個「按年經濟統計調查計劃」包括就下列各類經濟活動而進行的統計調查：

- (a) 工業生產；
- (b) 屋宇建築、建造及地產；
- (c) 批發、零售、進口與出口貿易、食肆及酒店；
- (d) 運輸及有關服務；以及
- (e) 倉庫、通訊、銀行、金融、保險及商用服務。

12.2 The Programme of Annual Economic Surveys (PAES) comprises separate surveys on the following economic activities :

- (a) industrial production;
- (b) building, construction and real estate;
- (c) wholesale, retail and import and export trades, restaurants and hotels;
- (d) transport and related services; and
- (e) storage, communication, banking, financing, insurance and business services.



「按年經濟統計調查計劃」提供詳盡統計資料以描繪香港經濟的表現及結構轉變。

The Programme of Annual Economic Surveys provides comprehensive economic statistics for depicting the performance and structural changes of the Hong Kong economy.

12.3 本處繼續安排由專責統計員向一些獲選參與多項統計調查的主要機構搜集數據。這項安排有助減輕受訪者在填報資料時的負擔。

12.3 The department continues the arrangement of enumerating prominent firms sampled in multiple economic surveys by designated census officers. This arrangement helps reduce respondent burden.

12.4 在二零零八年，本處繼續透過按年經濟統計調查計劃，搜集詳細的營運開支數據，以支援更深入的經濟分析。

其他行業統計調查及統計數據

12.5 除了按年經濟統計調查外，本處亦進行多項按月和按季經濟統計調查，以提供及時的經濟指標和用於編製按季本地生產總值的數據。

12.6 在二零零八年，「食肆的收入及購貨額按季統計調查」結果的發布時間較二零零七年提前約三天。

12.7 本處進行「業務展望按季統計調查」，以編製按行業及總體的業務展望數據，為預測本地的未來短期經濟表現提供快捷的參考。

12.8 本處自二零零七年年中開始發表資產管理業的按年主要統計數字及按季業務收益指數數列，以定期量度香港的資產管理活動的經濟貢獻、營運特色及短期表現。

12.9 「代表香港境外母公司的駐港公司按年統計調查」提供主要的統計數字，以反映代表香港境外母公司的駐港地區總部、地區辦事處及當地辦事處的情況。

科技統計

12.10 本處編製的科技統計指標，涵蓋範圍包括研究及發展的投入、創新、科技人力資源、專利、對科技流動及科技著作。此等科技統計指標按年編製，以協助制定及評估香港的創新及科技政策。

12.4 In 2008, the department continues to collect detailed data items on operating expenses through PAES, which support more in-depth economic analyses.

Other sectoral surveys and statistics

12.5 In addition to annual economic surveys, monthly and quarterly surveys of various economic sectors are conducted to provide prompt economic indicators and to provide data for compiling quarterly estimates of GDP.

12.6 In 2008, release of the results of the Quarterly Survey of Restaurant Receipts and Purchases has been advanced by about three days as compared to 2007.

12.7 The Quarterly Business Tendency Survey is conducted to support the compilation of business expectations statistics at sectoral and aggregate levels, providing a quick reference for predicting the short-term future economic performance of the local economy.

12.8 The annual principal statistics and a quarterly series of business receipt index of the asset management industry have been introduced as from mid-2007, with a view to gauging regularly the economic contribution, operating characteristics and short-term performance of asset management activities in Hong Kong.

12.9 The Annual Survey of Companies in Hong Kong Representing Parent Companies Located outside Hong Kong provides the key statistics for reflecting the situation of regional headquarters, regional offices and local offices in Hong Kong that represent their parent companies located outside Hong Kong.

Science and technology statistics

12.10 Science and technology (S&T) statistical indicators, covering research and development (R&D) inputs, innovation, human resources in S&T, patents, external technology flow and S&T publications are compiled. All these S&T statistical indicators are available annually to facilitate the formulation and evaluation of Hong Kong's innovation and technology policy.



本處編製多項科技統計指標。

The department compiles a wide range of science and technology statistical indicators.

12.11 本處進行「工商業創新活動按年統計調查」，以搜集工商業機構內創新活動（包括研究及發展）的資料。二零零六年度的統計調查報告已於二零零七年十月發布，而二零零七年度統計調查的資料搜集工作，亦已於二零零八年二月展開。

12.11 The Annual Survey of Innovation Activities in the Business Sector is conducted to collect data on innovation activities (including R&D) in the business sector. The report of the 2006 survey was released in October 2007. Data collection for the 2007 survey has started in February 2008.

12.12 二零零七年度「資訊科技在工商業的使用情況和普及程度按年統計調查」及二零零七年度「資訊科技的使用情況和普及程度主題性住戶統計調查」的結果，已一併於二零零七年十二月發布。兩項二零零八年度統計調查的資料搜集工作，將在二零零八年五月展開。

12.12 Results of the 2007 Annual Survey on Information Technology Usage and Penetration in the Business Sector and the 2007 Thematic Household Survey on Information Technology Usage and Penetration were released together in December 2007. Data collection for the 2008 round of these two surveys will start in May 2008.

12.13 發展為知識型經濟已成為全球的趨勢。有見及此，本處自二零零五年開始每兩年發布一套從知識型經濟角度，描述香港發展情況的統計指標。採用的分析框架包括四個範疇：(a) 資訊及通訊科技；(b) 人力資源發展；(c) 創新系統；以及(d) 營商環境。

12.13 Developing into a knowledge-based economy (KBE) has become a global trend. In this connection, a set of statistical indicators to portrait the development of Hong Kong as a KBE has been published biennially since 2005. The adopted analytical framework has four dimensions : (a) information and communication technology; (b) human resources development; (c) innovation system; and (d) business environment.

13 物價及住戶開支 Prices and Household Expenditure

消費物價指數

13.1 本處按月編製四項消費物價指數數列，以反映住戶普遍購買的消費商品及服務的價格變動情況。甲類、乙類和丙類消費物價指數是根據不同開支組別的住戶的開支模式編製的，而綜合消費物價指數是根據以上三項指數涵蓋的所有住戶的整體開支模式而計算。

Consumer Price Indices

13.1 Four series of Consumer Price Index (CPI) are compiled monthly to reflect changes in the price level of consumer commodities and services generally purchased by households. CPI(A), CPI(B) and CPI(C) are compiled based on the expenditure patterns of households in different expenditure ranges. Composite CPI is derived based on the aggregate expenditure pattern of all households covered by the above three CPIs.



一名統計員正搜集商品的零售價格，以編製消費物價指數。
An enumerator collecting retail prices of commodities for compiling the Consumer Price Index.

工資及材料成本指數

13.2 本處按月編製兩項分別以二零零三年四月和一九九五年六月為基期的公營建築工程的工資及材料成本指數數列，相關的數字每月在憲報內刊登。此外，本處亦按月編製選定建築材料的平均批發價格。

Cost of labour and materials indices

13.2 Two series of index numbers of the costs of labour and materials used in public sector construction projects, with April 2003 and June 1995 as their respective base periods, are compiled and published monthly in the Government Gazette. In addition, average wholesale prices of selected building materials are also compiled on a monthly basis.

住戶開支統計調查

13.3 本處每五年進行一次「住戶開支統計調查」，搜集本港住戶消費模式的最新資料，用作更新消費物價指數的開支權數。新一輪的統計調查將於二零零九至一零年進行，有關的籌備工作即將展開。

Household Expenditure Survey

13.3 The department conducts a Household Expenditure Survey every five years to collect up-to-date information on the expenditure patterns of households for updating the expenditure weights of the CPIs. Planning work for a new round of survey to be conducted in 2009/10 will start in due course.

國際比較方案

13.4 香港參與了由世界銀行統籌的最新一輪「二零零五年國際比較方案」。這個比較方案提供數據以衡量不同貨幣的購買力平價，以便就本地生產總值及一些其他重要經濟總體數字進行更佳的跨經濟體系比較。香港亦參與了二零零五年比較方案的「扣環比較」項目，此乃連接各區域的購買力平價以編製全球結果的技術機制。亞太區的最終結果及涵蓋 146 個參與經濟體系的全球初步結果已於二零零七年十二月公布。

International Comparison Program

13.4 Hong Kong participated in the latest round of 2005 International Comparison Program (ICP) coordinated by the World Bank, which provided data for measuring the Purchasing Power Parities (PPPs) among different currencies and hence enabling better cross-economy comparisons of GDP and some other important economic aggregates. Hong Kong also took part in the Ring Comparison of the 2005 ICP, which was the technical mechanism to link up the regional PPPs to derive the global results. Final results of the Asia Pacific region and preliminary global results covering 146 participating economies were released in December 2007.

14 對外貿易 External Trade

商品貿易統計

14.1 對外商品貿易統計數字是根據進／出口報關單上的資料編製而成。在二零零七年，本處共處理約 2 000 萬份進／出口報關單和 950 萬份貨物艙單。

Merchandise trade statistics

14.1 External merchandise trade statistics are compiled from information on import/export declarations. In 2007, some 20 million import/export declarations and 9.5 million cargo manifests were processed.

14.2 每月的對外商品貿易數字，大約會在該月完結後四星期內透過新聞稿發布，內容包括整體貿易數字和按貨品及國家／地區分析的詳細貿易統計數據。而貿易指數則在隨後三至四星期內發布。

14.2 Every month, external merchandise trade statistics, which include figures at aggregate level and detailed trade statistics by commodity and country/territory, are disseminated by way of a press release in about four weeks after the reference month. This is followed by the release of trade index numbers in another three to four weeks.

商品貿易統計數字發布

14.3 本處以新聞稿、統計報告及電腦打印表形式發布貿易統計數據。用戶亦可到本處的貿易統計數據服務中心，通過一個簡單易用的電子查閱數據系統查閱詳細的商品貿易統計數字。若使用者需要大量商品貿易資料作分析及研究之用，本處也可按用戶的特定要求把所需的貿易統計數據抄錄在磁碟或光碟上，以便利用電腦作進一步的處理。本處亦和一家私營機構合作，使用唯讀光碟發布每月的商品貿易統計數字。

Dissemination of merchandise trade statistics

14.3 Merchandise trade statistics are disseminated in the form of press releases, statistical publications and computer printouts. Users may also visit the Service Centre on Trade Statistics of the department for access to detailed merchandise trade statistics using a simple and user-friendly electronic data retrieval system. For certain analysis and research purposes requiring a large volume of merchandise trade data, users may obtain trade statistics in the form of diskettes or CDs to facilitate further processing by computer. In partnership with a private company, the department also disseminates merchandise trade statistics on CD-ROM on a monthly basis.



市民在貿易統計數據服務中心查閱商品貿易統計數字。
Members of public visiting the Service Centre on Trade Statistics for access to merchandise trade statistics.

商品貿易統計數字分類

14.4 進出口報關所使用的「香港進出口貨物分類表（協調制度）」，是參照世界海關組織所編訂的「貨物名稱及編號協調制度」而制定，並每年更新一次。

14.5 本港採用聯合國所制定的《標準國際貿易分類第四次修訂版》，作為編製商品貿易統計報告之用，該分類較適用於經濟分析。然而，本處亦可因應用戶的需要提供按「貨物名稱及編號協調制度」分析的貿易統計數據。

與中華人民共和國海關總署的合作方案

14.6 根據中華人民共和國海關總署與本處在二零零零年十一月簽訂的合作方案，雙方會就商品貿易統計互相提供數據，並交流統計方法和統計實務經驗。

Classification of merchandise trade statistics

14.4 The Hong Kong Imports and Exports Classification List (Harmonized System) used for import and export declaration purpose adopts the Harmonized Commodity Description and Coding System (HS) developed by the World Customs Organization and is updated annually.

14.5 The *Standard International Trade Classification (SITC) Revision 4* compiled by the United Nations is used for merchandise trade statistics reporting. SITC is more suitable for economic analysis. Notwithstanding this, trade statistics analysed by HS are also available to the public upon request.

Co-operation programme with the Customs General Administration of the People's Republic of China

14.6 According to the co-operation programme agreed between the Customs General Administration of the People's Republic of China and the department in November 2000, merchandise trade statistics would be provided to each other and views on statistical methods and practical experience would be exchanged.

以電子形式遞交貿易文件服務

14.7 由二零零四年起，進出口物品的人士可從兩個服務供應商選用電子報關服務或紙張轉電子報關服務，遞交進／出口報關單。電子艙單服務亦自二零零六年六月開始由這兩個服務供應商提供。

14.8 現時，空運、海運、河運及鐵路運輸的貨物艙單已全面採用電子方式遞交。在道路運輸方面，政府正計劃在二零零九年第三季推出電子預報貨物資料系統，以方便道路運輸貨物清關及便利跨境貨運交通。

有關對外商品貿易的統計調查

14.9 本處透過「涉及外發中國內地加工貿易統計調查」搜集資料，計算有關出口往中國內地、由內地進口及原產地為內地的轉口貨品的外發加工比重。統計調查的結果摘要，分別於按季出版的《香港對外商品貿易》及按年出版的《香港對外商品貿易回顧》內發布。

14.10 「轉口貿易統計調查」提供貨物轉口毛利比率的估計，作為編製本地生產總值之用。

14.11 本處進行「進口貿易保險費及運費統計調查」，以編製一套以離岸價計算的進口貨值補充統計數字，以助用相同的貨值計算方法比較不同國家／地區之間的進出口貿易。

14.12 本處根據「進出口價格按月統計調查」就選定商品所搜集的價格資料，每月編製進出口價格指數。把進出口價格指數併入貿易統計中的單位價格指數系統內計算，有助為量度對外商品貿易價格變動提供更佳的指標。

Electronic submission service for trade-related documents

14.7 Starting from 2004, importers/exporters can choose to subscribe to the electronic service or paper-to-electronic conversion service provided by two service providers for submitting import/export declarations. The Electronic Cargo Manifest Service has also been rendered by the two service providers as from June 2006.

14.8 At present, electronic submission of cargo manifests for air, ocean, river and rail modes has been fully implemented. As for road mode, the Government plans to roll out an electronic advance cargo information system for customs clearance of road cargoes in the third quarter of 2009 to facilitate cross-boundary cargo traffic.

Surveys related to external merchandise trade

14.9 The Survey on Trade Involving Outward Processing in the Mainland of China is conducted to assess the proportion of merchandise trade related to outward processing in the mainland of China with regard to exports to the Mainland, imports from the Mainland and re-exports of the Mainland origin. Summary results of the survey are published quarterly in the *Hong Kong External Merchandise Trade* and annually in the *Annual Review of Hong Kong External Merchandise Trade*.

14.10 The Survey of Re-export Trade provides estimates of rate of re-export trade margin of goods which are used in the compilation of GDP.

14.11 The Survey on Insurance and Freight Costs for Import Trade is conducted to produce a supplementary set of statistics on "free on board" (f.o.b.) value of imports of goods for comparison of import and export trade between countries/territories on a common basis of valuation.

14.12 Import and export price indices are compiled monthly for selected commodities using price data collected from the Monthly Import and Export Price Survey. The price indices are incorporated into the unit value index system of trade statistics to give a better measure of price movements in external merchandise trade.

服務貿易及離岸貿易統計

14.13 本處編製香港服務貿易統計數字，並作為以開支面計算的本地生產總值中的組成部分公布。按服務組別／項目及目的地／來源地分項的詳細服務貿易按年統計數字，則刊載在按年《香港服務貿易統計報告》中。本處同時在該報告內發表按服務類別及目的地劃分的香港離岸貿易統計數字作為補充統計數字。在二零零八年，服務貿易統計數字的發布時間較二零零七年提前一個多星期。

14.14 本處自二零零六年開始編製及發表香港的外來分支機構服務貿易統計，以回應外界對有關在香港設立的外來分支機構的統計數字不斷增加的需求。同時，本處正研究搜集資料以編製香港的向外分支機構服務貿易統計的可行性。

船務及貨物統計

14.15 本處繼續按季出版《香港船務統計》報告。船隻統計數字是由海事處根據船長或受委託的船務代理遞交的一般事項申報表編製，而貨物和貨櫃統計數據則是從船務公司遞交予本處的貨物艙單上所列的託運貨物中抽取樣本，根據有關貨物的資料編製而成。

14.16 本處操作一個綜合統計系統，以編製港口貨物及貨櫃的統計數據。這系統有助詳細分析海運與河運貨物及貨櫃統計數字之間的關係，從而對港口貨物及貨櫃運輸的發展有更全面的了解。

Trade in services and offshore trade statistics

14.13 The department has been compiling statistics on Hong Kong's trade in services and publishing them as components of the expenditure-based GDP. Meanwhile, detailed annual statistics on trade in services, with breakdowns by service group/item and by destination/source, are published in the annual *Report on Hong Kong Trade in Services Statistics*. Hong Kong's offshore trade statistics with breakdowns by type of service and destination are also released as supplementary statistics in the report. In 2008, release of the trade in services statistics has been advanced by more than one week as compared to 2007.

14.14 In response to the growing needs for statistics relating to foreign affiliates established in Hong Kong, the department has compiled and released inward foreign affiliates trade in services (FATS) statistics since 2006. Meanwhile, the department is exploring the feasibility of collecting data for compiling outward FATS statistics for Hong Kong.

Shipping and cargo statistics

14.15 The report *Hong Kong Shipping Statistics* continues to be published quarterly. Shipping statistics are compiled by the Marine Department based on general declarations submitted by ship masters or authorised shipping agents for declaring entry and clearance. Cargo and container statistics are compiled based on the information of a sample of consignments listed in the cargo manifests supplied by shipping companies to this department.

14.16 The department operates a consolidated statistical system for compiling port cargo and container statistics. The system facilitates more detailed cross analyses for the seaborne and river cargo and container statistics so that a more comprehensive picture on port cargo and container development can be obtained.

運輸及房屋局港口航運及物流發展組統計組

14.17 設於運輸及房屋局港口航運及物流發展組的統計組就發展組進行的多項有關港口航運和物流的研究，提供統計支援服務。

工業貿易署統計組

14.18 工業貿易署統計組主要負責編製和分析有關紡織及成衣製品業的統計數據和紡織及成衣貨物的對外商品貿易統計數字，這些數據對工業貿易署維繫對外貿易關係甚為重要。統計組亦會因應需要，為工業貿易署內各科提供統計諮詢和技術支援服務，並就特別專題進行研究。

Statistical Unit of the Port, Maritime and Logistics Development Unit, Transport and Housing Bureau

14.17 The statistical unit established in the Port, Maritime and Logistics Development Unit (PMLDU) in the Transport and Housing Bureau provides statistical support to the PMLDU in conducting various research studies relating to the port, maritime and logistics sector.

Statistical Unit of the Trade and Industry Department

14.18 The statistical unit of the Trade and Industry Department (TID) is mainly responsible for compiling and analysing statistics related to the textiles and clothing industries and trade statistics on textiles and clothing, which are important for TID in fostering external trade relations. It also provides statistical advisory and technical support services to various branches in TID and conduct research studies on special topics as and when required.

15 國民收入及國際收支平衡 National Income and Balance of Payments

本地生產總值

15.1 本處編製和發表按開支組成部分和按經濟活動劃分的本地生產總值，數據分別以當時價格和以環比物量計算。按開支組成部分劃分的本地生產總值的按年數列追溯至一九六一年，按季數列則追溯至一九七三年。就按經濟活動劃分的本地生產總值而言，以當時價格計算的按年數列及以環比物量計算的按季數列分別追溯至一九八零年及二零零零年。

15.2 本處自二零零七年十月開始以環比物量計算的本地生產總值及其組成部分的數字，取代之以前以固定價格計算的數字。這是要配合最新的國際指引來編製本地生產總值的物量數字，以提供一個更佳的指標量度一個經濟體系的總體經濟活動的實質增長。

15.3 《本地生產總值（年刊）》載錄至上一年度為止之本地生產總值的詳細數

Gross Domestic Product

15.1 The department compiles and publishes GDP by expenditure component and by economic activity at current prices and in chain volume terms. Annual series of GDP by expenditure component dating back to 1961 and quarterly series dating back to 1973 are published. For GDP by economic activity, annual series at current prices and quarterly series in chain volume terms can be traced back to 1980 and 2000 respectively.

15.2 As from October 2007, the department has adopted the chain volume measures of GDP and its components to replace the previous constant price measures in compiling GDP and its components. This is to gear with the latest international guidelines on the compilation of GDP in volume terms in order to provide a better measure of the real growth of the aggregate economic activity of an economy.

15.3 The report *Gross Domestic Product (Yearly)*, which is usually published in end-February each year, contains detailed

據，此報告通常於每年二月底出版。按開支組成部分劃分的按季本地生產總值數字，在統計季度結束後約一個半月於《本地生產總值（季刊）》發布。以環比物量計算按經濟活動劃分的按季本地生產總值數字在統計季度後約三個月內發布。

15.4 本處編製一系列統計數字，反映四個主要行業（即金融服務、貿易及物流、旅遊和工商業支援及專業服務）對香港經濟的貢獻。有關這四個主要行業對本港經濟貢獻及就業情況的最新分析，已於二零零八年三月號《香港統計月刊》內以專題文章形式發表。

15.5 聯合國統計司正在更新國民經濟核算統計國際指引（即《一九九三年國民經濟核算體系》），新版本將於二零零八年出版。本處現正研究和評估新的國際統計指引對編製香港本地生產總值統計數字的影響，並為香港的本地生產總值統計數字尋找可改進的地方。

本地居民生產總值

15.6 本處自一九九三年統計期開始，編製按年的本地居民生產總值，而按季的本地居民生產總值則由一九九九年第一季統計期開始編製。

國際收支平衡統計

15.7 本處按國際貨幣基金組織「發布數據特別準則」的要求，編製及發布國際收支平衡表、國際投資頭寸報表和對外債務統計。按季的國際收支平衡表是由一九九九年第一季統計期開始編製，而按年的國際收支平衡表則可以追溯至一九九八年統計期。此外，按年的國際投資頭寸報表是由二零零零年統計期開始編製，而按季的對外債務統計則由二零零二年第一季統計期開始編製。有關

GDP figures up to the previous year. The quarterly GDP by expenditure component is released in the report *Gross Domestic Product (Quarterly)* around 1.5 months after the reference quarter. The quarterly chain volume measure of GDP by economic activity is available around three months after the reference quarter.

15.4 Statistical series have been compiled to reflect the economic contribution of the Four Key Industries, viz. financial services, trading and logistics, tourism together with producer and professional services, to the Hong Kong economy. An article analysing the latest economic contribution and employment situation in respect of the Four Key Industries was published in the form of a feature article in the March 2008 issue of the *Hong Kong Monthly Digest of Statistics*.

15.5 The international guidelines for national account statistics, i.e. *System of National Accounts 1993*, is being updated by the United Nations Statistics Division. The updated version will be released in 2008. The department is carrying out a study to review and assess the implications of the new guidelines on the compilation of GDP statistics of Hong Kong and identify possible areas for enhancing Hong Kong's GDP statistics.

Gross National Product

15.6 Annual Gross National Product (GNP) has been compiled since the reference period of 1993, while quarterly GNP has been compiled as from the reference period of the first quarter of 1999.

Balance of Payments statistics

15.7 The department compiles and disseminates Balance of Payments (BoP) account, International Investment Position (IIP) statement and External Debt (ED) statistics in accordance with the requirements stipulated in the Special Data Dissemination Standard of the International Monetary Fund (IMF). While quarterly BoP account is compiled as from the reference period of the first quarter of 1999, annual BoP account can be dated back to the reference period of 1998. Furthermore, annual IIP statement is compiled as from the reference period of 2000, whereas quarterly ED statistics are compiled as from the reference

的詳細統計數字均刊載於《香港國際收支平衡統計》季刊內。

period of the first quarter of 2002. Details of these statistics are published in the quarterly report *Balance of Payments Statistics of Hong Kong*.



國際收支平衡統計數據在分析一個經濟體系的對外交易活動上非常有用。
BoP statistics are useful for analysing external transactions of an economy.

15.8 編製國際收支平衡表、國際投資頭寸報表和對外債務統計所需的數據主要是來自「對外申索、負債及收益統計調查」。自一九九八年統計期開始發布的詳細對外直接投資統計，亦是根據該統計調查所搜集的數據而編製。最新的《二零零六年香港對外直接投資統計》年報已於二零零七年十二月出版。

15.8 Data required for compiling BoP account, IIP statement and ED statistics are mainly collected from the Survey of External Claims, Liabilities and Income (SECLI). The data from SECLI have also been used for the compilation of detailed external direct investment statistics since the reference year of 1998. The latest annual report on *External Direct Investment Statistics of Hong Kong 2006* was published in December 2007.

15.9 國際貨幣基金組織將於二零零八年年底出版用以編製及發布國際收支平衡表和國際投資頭寸統計的新版手冊。本處現正積極參與這本手冊的籌備工作，以及制訂新指引的實行計劃。

15.9 A new version of the manual for the compilation and dissemination of BoP account and IIP statistics will be published by IMF by end-2008. The department has actively participated in the preparation of the manual and is drawing up a plan for implementing the new guidelines.

15.10 國民收入及國際收支平衡統計統籌委員會定期開會，以統籌有關編製及發展國民收入及國際收支平衡統計工作的事宜。委員會成員包括財政司司長辦公室轄下的經濟分析及方便營商處的經濟分析部和香港金融管理局的代表及本處的專業人員。

15.10 Meetings of the Co-ordinating Committee on National Income and Balance of Payments Statistics (CCNB) are conducted regularly to co-ordinate matters relating to the compilation and development of National Income and BoP statistics. Members of CCNB include representatives from the Economic Analysis Division of the Economic Analysis and Business Facilitation Unit under the Financial Secretary's Office and the Hong Kong Monetary Authority, as well as professional officers of the department.

15.11 本處將於二零零九年統計期開始，參與由國際貨幣基金組織進行的「協調直接投資統計調查」。

15.11 The department will participate in IMF's Co-ordinated Direct Investment Survey (CDIS) as from the reference period of 2009.

16 貨幣、銀行、金融 Money, Banking and Finance

16.1 香港金融管理局（金管局）向持牌銀行、有限制牌照銀行及接受存款公司搜集金融及銀行統計數據。此外，金管局亦定期搜集有關匯率、利率及其他貨幣和金融指標的資料。

16.1 Monetary and banking statistics are collected from licensed banks, restricted licence banks and deposit-taking companies by the Hong Kong Monetary Authority (HKMA). In addition, information on exchange rates, interest rates, and other monetary and financial indicators is also collected regularly.

16.2 有關本港金融及銀行業詳盡的統計數據載於金管局出版的《金融數據月報》。各界可以在金管局網站免費查閱該月報（www.info.gov.hk/hkma/chi/statistics/msb/index.htm）。

16.2 Comprehensive statistics on Hong Kong's monetary and banking sector are published in the HKMA's *Monthly Statistical Bulletin*. The Bulletin is available free of charge on the HKMA's website (www.info.gov.hk/hkma/eng/statistics/msb/index.htm).

16.3 金管局亦定期進行有關認可機構的統計調查，涵蓋住宅按揭貸款、信用卡應收帳款及負資產的按揭貸款等範疇。

16.3 HKMA also conducts regular surveys on authorized institutions, covering such areas as residential mortgage loans, credit card receivables and residential mortgage loans in negative equity.

17 策略性規劃 Strategic Planning

規劃署統計組

17.1 規劃署統計組負責編製分區人口的估計及推算數字。統計組不時按需求編製未來十年，按區議會分區劃分的人口推算數字，以供政府一般規劃工作之用。隨着二零零六年中期人口統計的結果及以二零零六年為基期的全港人口推算的發布，統計組於二零零七年編製了一套更新的未來十年人口分布推算數字，並已於二零零七年十二月發布。此外，統計組亦於二零零七年五月特別編製了一套二零零八年按區議會選區劃分的人口分布推算，作為二零零八年立法會選舉劃定地方選區界線之用。

Statistical Unit of the Planning Department

17.1 The statistical unit of the Planning Department is responsible for producing estimates and projections of the population by geographical area. Projections of population distribution by District Council District (DCD) for the next ten years are compiled from time to time for general government planning purposes. With the availability of the 2006 Population By-census results and the 2006-based territory-wide population projections, an updated set of population distribution projections for the next ten years were compiled and released in December 2007. A special set of population distribution projections for 2008 was also compiled in May 2007 for the demarcation of the constituency boundary for the 2008 Legislative Council Election.

17.2 統計組亦負責編製按運輸研究區劃分的人口和就業遠期推算數字，以供全港發展的策略性規劃之用。一套以二零零六年為基期、涵蓋直至二零二六年各基準年的最新推算的編製工作已於二零零八年三月完成。

17.2 For strategic planning of territorial development, projections of population and employment distribution by transport study zone for a more distant time horizon are also produced. The compilation of a new set of the projections using 2006 as the base year for the benchmark years up to 2026 was completed in March 2008.

17.3 統計組每年會就跨界旅運搜集和編製統計數字，其中包括過境旅客、汽車、船隻及航機，以便政府進行有關規劃時參照使用。

17.3 The unit collects and compiles statistics on cross-boundary travel annually in relation to cross-boundary passengers, vehicles, ferries and flights for use in government planning activities.

17.4 統計組每隔一至三年會進行一項「跨界旅運統計調查」，從而更新有關跨界旅程及旅客特徵的統計數字。每次統計調查為期兩星期，以隨機抽樣方法向往來中港兩地的旅客及司機進行訪問，搜集的資料包括旅程起點和目的地、來往目的與所用的交通工具等。最新一輪的統計調查已於二零零七年底前進行，結果將於二零零八年第三季備妥。

17.4 The unit conducts a Cross-boundary Travel Survey every one to three years to update statistical data on the characteristics of cross-boundary trips and the trip makers. Each round of survey lasts for two weeks. Passengers and vehicle drivers travelling between Hong Kong and the Mainland are randomly selected for enumeration. Information collected includes origin and destination of trips, trip purposes and transportation mode. The latest round was conducted in late 2007 and the results will be available in the third quarter of 2008.



規劃署統計組編製跨界旅運統計數字，以供政府在進行有關規劃時使用。
The statistical unit of the Planning Department compiles statistics on cross-boundary travel for use in government planning activities.

中央政策組統計組

17.5 中央政策組的統計組負責搜集、編製和分析有關數字，以協助特區政府制定及檢討本港經濟及社會政策。

Statistical Unit of the Central Policy Unit

17.5 The statistical unit of the Central Policy Unit collects, compiles and analyses statistics for the purpose of formulating and reviewing economic and social policies of the Government.

18 教育 Education

教育局統計組

18.1 教育局統計組包括學校教育統計組及延續教育分部轄下的統計支援小組，分別專注於學校教育和專上教育統計。

18.2 學校教育統計數據主要分為三個範疇，包括學生、教師及學額。有關數據來自學校教育統計組定期進行的統計調查，並以該局資訊系統內的行政記錄作補充。

18.3 學生人數統計不但提供各級學生人數的情況，亦是用作推算未來學生人數的基礎數據。加上詳細的教師數據及流動資料，更可用以推算教師的需求和供應情況。這項推算對策劃及檢討師資訓練提供有用的資料。

18.4 學校教育統計組根據學生人數及人口分布推算數字，推算全港以及個別地區（如適用）對幼稚園、小學及中學學額的需求。當局在策劃提供教育設施時，會參考這些需求數字，並與相應的供應推算作比較。

18.5 隨着新一套香港人口推算（以二零零六年為基準年）於二零零七年七月公布，該組已更新學生人數和教師人數推算，並就在二零零九／一零學年開始在小學推行的小班教學，以及為二零零九至二零一二的三年期教師培訓名額的策劃，進行方案測試，供政策審議之用。

18.6 該組就小班教學的推行繼續提供統計支援，而教育局現正就執行細節諮詢學界。此外，統計組亦會積極參與建立「管理資訊數據庫」。該數據庫旨在

Statistical Unit of the Education Bureau

18.1 The statistical unit of the Education Bureau (EDB) comprises the School Education Statistics Section and a statistical supporting team established under the Further Education Division, specialising respectively in school education and post-secondary education statistics.

18.2 There are three main areas of statistics on school education, viz. pupils, teachers and school place provision. Relevant data are collected through regular surveys conducted by the School Education Statistics Section, supplemented by administrative records kept in the bureau's information systems.

18.3 The pupil statistics not only give the enrolment situation at various education levels, but also serve as fundamental inputs for the projections of enrolment in future years. Coupled with detailed statistics on the stock and flow of teachers, the demand and supply of teachers can also be projected. Such projections provide useful information for the planning and review of teacher training provision.

18.4 Using data from enrolment projections and population distribution projections, demand for school places at kindergarten, primary and secondary levels for the territory as a whole and where appropriate, in individual districts is projected. The demand is matched against projections of the corresponding supply for use in planning the provision of educational facilities.

18.5 Following the release of an updated set of population projections (2006-based) in July 2007, the Section had updated the student enrolment and teacher projections, and conducted scenario testing to facilitate policy deliberations on the implementation of small-class teaching at primary level starting from the 2009/10 school year and the 2009/10-2011/12 triennium planning for teacher training places.

18.6 Statistical support will continue to be given to the project on small-class teaching, the implementation details of which are being worked out in consultation with the school sectors. Besides, the Section will continue to participate actively in the

為局內用家提供有效和簡便的工具以分析有關學生、學校及教師的數據。

18.7 教育局的延續教育分部轄下的統計支援小組定期更新統計資料，包括專上教育的摘要統計數字及各項指標。

18.8 該小組負責管理「自資全日制經評審專上課程」資料庫（包括載於教育局網站的網上版）及對有關的數據持續地進行統計數據分析，以助監察及評估專上課程的提供情況。小組也為非本地學生來港就讀本地專上教育機構的政策，提供統計支援，並負責管理「非本地高等及專業課程」的網上資料庫。

18.9 統計組現正就一項由局方外判的統計調查，即「二零零六年度學士學位及副學位課程畢業生的工作表現僱主意見調查」，提供專業統計意見及支援。

大學教育資助委員會秘書處統計組

18.10 大學教育資助委員會（教資會）秘書處統計組定期編製有關教資會資助院校的學生、教職員、財務及研究的統計指標，供教資會委員參考。

18.11 為提供教資會界別發展所需要的數據，統計組每年檢討統計系統的數據涵蓋範圍及分類。二零零七／零八學年的檢討工作已完成。在二零零八年，統計組將發展一個新的統計系統，以提升搜集、處理及報告有關教資會界別的數據。

development of the Management Information Data Warehouse. The Warehouse aims to provide internal users with effective and simple tools for analysing data of students, schools and teachers.

18.7 The statistical supporting team established under the Further Education Division of EDB regularly updates statistical information covering summary statistics and indicators on post-secondary education.

18.8 The team maintains the database on Full-time Accredited Self-financing Post-secondary Programmes, including a web-based version posted on EDB's website. Based on information captured in the database, relevant statistical analyses are conducted on a continuous basis, with a view to facilitating the monitoring and evaluation of the provision of post-secondary education programmes. Moreover, the team provides statistical support for policy relating to the admission of non-local students to local tertiary institutions and administers the online databases of Non-local Higher and Professional Courses.

18.9 Professional statistical advice and support are being rendered to an outsourced survey, viz. the Survey on Opinions of Employers on Major Aspects of Performance of First Degree and Sub-degree Graduates in Year 2006.

Statistical Unit of the University Grants Committee Secretariat

18.10 Statistical indicators on students, staff, finance and research in respect of the institutions funded by the University Grants Committee (UGC) are compiled on a regular basis by the statistical unit of the UGC Secretariat for the reference of UGC members.

18.11 The coverage and classification of the data in the statistical system are reviewed on an annual basis so as to provide the data needed for the development of the UGC sector. The review for the 2007/08 school year has been completed. In 2008, the unit will develop a new statistical system so as to enhance the efficiency of collecting, processing and reporting data pertaining to the UGC sector.

19 房屋 Housing

房屋署統計組

19.1 房屋署統計組主要的工作是進行專題研究與統計調查、編製統計刊物、整理行政資料電腦系統，以及提供有關統計方法及數據分析等支援服務。

19.2 在過去一年，統計組進行了多項統計調查及研究。

- (a) 統計調查 — 公屋住戶對屋邨管理服務的意見調查及其對所住屋邨內進行的保養及改善工程的滿意程度；公屋住戶對租住單位建築設計的看法；公屋輪候冊申請人的特徵；置業者的特徵；公屋住戶的防火與環境保護意識；以及公屋住戶的社會經濟特徵等；以及
- (b) 專題研究工作 — 平均輪候租住公屋的時間；未來公屋單位的面積分布；公屋的需求；公屋輪候冊及居屋申請人的入息及資產限額；公屋租戶的租金與入息比例；公屋人口推算；以及以入息作為根據的租金調整機制等。

這些統計調查及專題研究的結果，為房屋署檢討現有房屋政策及制定新政策提供有用的參考資料。

19.3 統計組定期編製的統計報告和刊物，以及更新有關房屋數據的行政資料電腦系統，為管理層提供方便快捷的主要房屋數字。

19.4 統計組計劃進行更多專題研究，課題的範圍包括以公屋住戶入息指數為基礎的公屋租金調整機制，以及公屋居民的社會經濟特徵（例如在不同時段內居民收入增長的變化和搬出公屋的情況等）。

Statistical Unit of the Housing Department

19.1 The statistical unit of the Housing Department (HD) conducts research studies and surveys, compiles statistical publications, maintains executive information system, and advises on statistical methodology and interpretation.

19.2 During the past year, the unit engaged in a number of surveys and research studies, encompassing a host of topics.

- (a) Surveys – opinions of the tenants living in public rental housing (PRH) towards estate management services and their satisfaction from estate improvement and maintenance works; views of PRH tenants on architectural designs of rental blocks; socio-economic characteristics of waiting list (WL) applicants for PRH; profiles of domestic property buyers; awareness of PRH tenants towards fire safety and environmental protection; and socio-economic characteristics of PRH tenants; and
- (b) Research studies – average waiting time for PRH; flat size distribution of future production of PRH; demand for PRH; income and asset limits with respect to WL applicants for PRH and Home Ownership Scheme flats; rent to household income ratio of PRH; population projections for PRH; and the income-based rent adjustment mechanism for PRH.

The findings of these surveys and research studies provided HD with useful information that would facilitate decision making and policy reviews and formulation.

19.3 The regular releases of statistical reports and publications, together with the maintenance of executive information system on housing data, by the unit enable the management to have a convenient means of quick reference to key housing statistics.

19.4 The unit plans to conduct more research studies, covering the topics on the statistical framework concerning the compilation of the income index for rent adjustment mechanism for PRH, and the socio-economic characteristics of PRH tenants (e.g. magnitudes of income growth and tendency to move out of PRH over time).

20 衛生 Health

衛生署統計組

20.1 衛生署統計組提供及時的數據，並運用統計分析方法，以助密切監測及防止傳染病蔓延。統計組亦負責管理用以監測流行性感冒病類、手足口病、急性結膜炎（紅眼症）及急性腸道傳染病的統計系統。此外，統計組亦負責安老院舍、幼兒中心及中醫師定點監察系統的日常運作和保養工作。

20.2 統計組定期根據行政記錄編製有關出生及死亡的統計數字。該組亦就以下的統計調查及專題研究提供統計及技術支援：(a) 以整體人口為基礎而進行的健康統計調查，包括「心臟健康統計調查」、「兒童健康統計調查」、「意外受傷統計調查」和「對健康檢查的認識、態度和行為統計調查」；以及 (b) 其他統計調查和專題研究，包括「行為風險因素調查」和「二至五歲幼童防疫注射覆蓋率調查」。其中，統計組更運用統計分析方法，就選定的健康問題找出相關的社會經濟及生活方式因素，協助有關非傳染病的專題研究。

20.3 衛生署設有「衛生資訊系統」，以增強政府記錄市民健康狀況和疾病模式的資料庫。統計組除了負責該系統及有關數據的日常管理外，亦就系統功能提升工程提供協助。該組也為更新「香港健康寶庫」網頁提供支援，此網頁是一個向公眾發布有關市民健康統計資料的平台。

20.4 衛生署出版網上電子刊物《有關健康狀況和健康服務的統計表》、《非傳染病資訊天地》及《傳染病直擊》，概述香港現時與健康有關的資訊。統計組在刊物製作時提供數據編製和分析等統計支援。

Statistical Unit of the Department of Health

20.1 The statistical unit of the Department of Health (DH) provides timely statistics and applies statistical methods for closely monitoring and preventing the spread of communicable diseases. The statistical systems for the surveillance of influenza-like illness, hand-foot-mouth disease, acute conjunctivitis and acute diarrhoeal diseases are also maintained. In addition, the unit is responsible for the day-to-day running and maintenance of sentinel surveillance systems on residential care homes for the elderly, child care centres, and Chinese medicine practitioners.

20.2 Based on various administrative returns, the statistical unit regularly compiles health statistics related to births and deaths. Statistical and technical support has been rendered to the following surveys and research studies: (a) a series of population-based health surveys including the Heart Health Survey, Child Health Survey, Injury Survey and the Survey on Knowledge, Attitude and Practice of Medical Checkups; and (b) other surveys and research studies such as the Behavioural Risk Factor Survey and Survey on Immunization Coverage among Children Aged Two to Five. In particular, technical support has been rendered to research studies on non-communicable diseases through statistical analyses on socio-economic and lifestyle factors associated with selected health problems.

20.3 DH puts in place the Public Health Information System (PHIS) which aims to enhance the Government's information database on the community's health status and disease patterns. Apart from system and data administration of PHIS, the statistical unit assists in the work relating to the system enhancement. The unit also renders support to the updating of the website HealthyHK which serves as a platform to disseminate statistical information related to the health status of population to the general public.

20.4 DH publishes online publications *Tables on Health Statistics and Health Services*, *Non-Communicable Diseases Aware* and *Communicable Diseases Watch*, which summarise the current health-related information in Hong Kong. Statistical services are provided to support relevant health statistics compilation and analysis.

20.5 為減低流行性感冒在香港傳播，二零零七／零八年度的「政府流行性感冒防疫注射計劃」已展開，為選定類別人士包括受流行性感冒感染而有較高發病及死亡率的人士提供免費流感疫苗注射，統計組負責所有與該計劃有關的統計工作。

食物及衛生局統計組

20.6 食物及衛生局統計組亦為香港本地醫療衛生總開支帳目的更新、長遠醫療服務模式、醫療融資及健康與醫療發展諮詢委員會提供統計上的支援。

20.7 每隔兩至三年，該組會進行一項有關香港居民使用醫療服務、僱主或機構提供醫療福利予僱員及個人購買醫療保險保障的統計調查，最新一輪於二零零八年初進行。統計調查的結果會用作更新香港的本地醫療衛生總開支帳目，並為醫療服務發展的研究提供參考。

20.5 To reduce the risk of spreading influenza in Hong Kong, the 2007/08 round of Government Influenza Vaccination Programme was launched to provide free influenza vaccinations to target groups who are at a higher risk of morbidity and mortality due to influenza infection. The statistical unit is responsible for all the statistical activities related to the Programme.

Statistical Unit of the Food and Health Bureau

20.6 The statistical unit of the Food and Health Bureau also provides statistical support to the updating of the Hong Kong Domestic Health Accounts, long-term health care model, health care financing, and the Health and Medical Development Advisory Committee.

20.7 A survey on health services utilisation by Hong Kong residents, provision of medical benefits by employers or organisations and coverage of medical insurance purchased by individuals is conducted once every two to three years. The latest round was carried out in early 2008. The results are used to update the Hong Kong Domestic Health Accounts and provide reference for researches on the development of health care services.

21 社會福利 Social Welfare

社會福利署統計組

21.1 社會福利署統計組負責進行專題研究、編製和估算統計數據，並設立、管理和改進電腦化資料系統，以便策劃、檢討及監察福利服務。

21.2 統計組繼續管理及更新六個有關社會福利事宜的資料系統，如社會工作人力需求系統及統計資料系統，並按需要加以改善。

21.3 統計組根據從各服務單位及資料系統搜集的資料，按月及按季編製工作表現統計數據，並定期出版刊物，如每年編製的《社會福利服務統計數字一覽》小冊子。

Statistical Unit of the Social Welfare Department

21.1 The statistical unit of the Social Welfare Department (SWD) conducts research studies; undertakes statistical compilation and estimation exercises; and develops, maintains and enhances computerised data systems to facilitate planning, review and monitoring of the provision of welfare services.

21.2 Six data systems on selected social welfare issues (e.g. Social Work Manpower Requirements System and Statistical Information System) continue to be maintained and updated. Enhancements are made to these systems as required.

21.3 Based on data collected from various service units and data systems, the statistical unit compiles performance statistics on both monthly and quarterly basis for monitoring purpose. Regular publications such as the annual booklet *Social Welfare Services in Figures* are published.

21.4 為了解社工系畢業生的最新就業情況，統計組於二零零七年十一月進行了一次以二零零七年該系畢業生為對象的統計調查。此外，該組亦正與大學合作，進行多項有關協助綜合社會保障援助計劃受助人就業的研究，對象是不同就業援助計劃的參加者。

21.5 社會福利署正建立「服務使用者資訊系統」，其目的是提供一個以工作流程為本的數據庫，用以搜集和共用社會福利署內的服務使用者數據，以供運作、管理和規劃之用。新系統將有助社會福利署改善資源的運用，從而向使用者提供更妥善和有效的服務。該系統亦會提供有用的管理資料作規劃服務的用途，讓社會福利署人員可作出查詢及編製統計報告。

21.4 In November 2007, the statistical unit conducted a survey to study the up-to-date employment situation of 2007 social work graduates. Moreover, studies targeting at participants of different employment assistance programmes under the Comprehensive Social Security Assistance (CSSA) Scheme are being conducted in collaboration with universities.

21.5 SWD is developing a Client Information System (CIS) to provide a workflow-based database which collects and shares client data across SWD for operational, management and planning purposes. The new system will enable SWD to improve the use of its resources and provide better and more effective client services. CIS will also generate useful management information for service planning purposes by allowing SWD staff to make enquiries and generate statistical reports.

22 治安 Law and Order

保安局統計組

22.1 保安局統計組主要提供統計數據和研究工作上的支援，以便政府制定和檢討有關政策。其中，統計組的職責包括管理和更新「治安統計資料綜合系統」和「藥物濫用資料中央檔案室」，並就禁毒處委託或禁毒基金資助進行的各項與藥物有關的研究，負責監察研究進度和素質。

22.2 自一九八九年設立以來，「治安統計資料綜合系統」一直提供涉及刑事審判制度各層面的統計數據，以便政府制定和檢討有關政策。

22.3 「藥物濫用資料中央檔案室」提供有關資料以監察吸食毒品的趨勢，有助政府制定適合香港的禁毒策略和計劃。在二零零八年二月，檔案室電腦系統有一項新功能啟用，進一步精簡資料呈報及處理的工作。檔案室繼續利用新增的

Statistical Unit of the Security Bureau

22.1 The statistical unit of the Security Bureau mainly provides statistical and research support for policy formulation and review. Among others, the unit is responsible for maintaining and updating the Integrated Law and Order Statistical System (ILOSS) and the Central Registry of Drug Abuse (CRDA). It is also responsible for monitoring the progress and quality of various drug-related research studies commissioned by the Narcotics Division or supported by the Beat Drugs Fund.

22.2 ILOSS has been providing statistics on the various aspects of the criminal justice system for policy formulation and review since 1989.

22.3 CRDA provides relevant information for monitoring the trends of drug abuse in order to facilitate the planning of suitable anti-drugs strategies and programmes in Hong Kong. Following the introduction of a new function in February 2008, the CRDA computer system further streamlines the processes of data submission and handling. In-depth analyses of drug

毒品吸食數據，進行更深入的吸毒趨勢分析。

22.4 此外，統計組亦負責設計和發展數個與藥物有關的資訊系統，協助政府監察藥物治療服務的最新情況，以及其他與吸毒有關的統計數據。為了可更密切監察吸毒趨勢，統計組計劃把定期的大型學生濫用藥物統計調查，由原來的大學四年一次改為每三年進行一次。

香港警務處統計組

22.5 香港警務處刑事部統計組主要負責搜集罪案資料，以及編製和分析罪案統計數據。在二零零七年，統計組參與多項計劃，例如研究不同種類的暴力罪案。

懲教署統計組

22.6 懲教署統計組提供統計及研究服務，以支援該署進行策略性籌劃、監察及檢討部門運作和懲教計劃。

22.7 除因應管理及策劃所需而編製的統計報告外，統計組按年進行一項統計調查，搜集在囚人口的社會經濟特徵和犯罪背景。該組定期更新在囚人口的推算數字，以便對懲教院所未來收容額是否足夠作出最新的評估。該組亦就新收納的已判刑人士濫用精神藥物的情況、囚犯自我傷害的行為及本地釋囚的再犯情況進行研究。

香港海關統計組

22.8 香港海關統計組按月編製《海關工作成效報告》。該報告為香港海關管理層提供參考資料，以制定策略和監察該部門的工作成效。此外，該報告也能協助有關人員分析趨勢，進行各種統計研究和回應查詢。

abuse trend continue to be conducted making use of new drug abuse data .

22.4 Besides, the statistical unit also takes charge of the design and development of several drug information systems, which gauge the situation of drug treatment services and other drug abuse related statistics. To more closely monitor the drug abuse trend, plan is in hand to increase the frequency of a large-scale student survey on drug abuse from once every four years to once every three years.

Statistical Unit of the Hong Kong Police Force

22.5 The statistical unit of the Crime Wing, Hong Kong Police Force is mainly responsible for collecting crime data as well as compiling and analysing crime statistics. In 2007, the unit participated in a number of projects such as the studies on different kinds of violent crimes.

Statistical Unit of the Correctional Services Department

22.6 The statistical unit of the Correctional Services Department (CSD) provides statistical and research support for the strategic planning, monitoring and review of the CSD's operations and correctional programmes.

22.7 Apart from compiling statistical reports to meet management and planning needs, the statistical unit conducts an annual survey to collect statistics on the socio-economic characteristics and criminal background of the penal population. The unit updates the penal population projection on a regular basis to provide an updated assessment of the adequacy of future provision of penal accommodation. It also conducts studies on psychotropic drug abuse among sentenced persons admitted, self-harm behaviour of persons in custody and recidivism of discharged local offenders.

Statistical Unit of the Customs and Excise Department

22.8 The statistical unit of the Customs and Excise Department (C&ED) publishes a monthly statistical report *Customs Performance and Achievements*. This report serves to provide the management of C&ED with a reference for formulating strategies and monitoring the work effectiveness of C&ED. It is also designed to assist the officers concerned in conducting trend analyses, carrying out research and responding to enquiries.

22.9 統計組亦負責編製各種特定的統計報告，以協助用戶分析當前的形勢，從而制定反走私和打擊其他非法活動的策略。

22.9 The unit is also responsible for compiling a variety of tailor-made statistical reports to assist users in analysing current situation and devising strategies to combat smuggling and other illegal activities.

23 運輸 Transport

運輸署統計組

23.1 運輸署統計組使用行政記錄編製交通及運輸統計資料，主要範圍包括各公共交通營辦商的乘客人次、車輛登記及發牌、駕駛執照、車輛檢驗、道路交通事故、隧道交通流量及過境交通流量。這些統計數字按月在《交通運輸資料月報》發布，市民可於運輸署的網站 (www.td.gov.hk) 免費下載該月報。

Statistical Unit of the Transport Department

23.1 The statistical unit of the Transport Department (TD) compiles traffic and transport statistics based on various administrative returns. The main areas covered include passenger journeys of public transport operators, vehicle registration and licensing, driving licence, vehicle inspection and examination, road accident, traffic flows through tunnels and cross-boundary vehicular traffic. These statistics are released monthly in the *Monthly Traffic and Transport Digest*, which is available for free download on the website of TD (www.td.gov.hk).

23.2 統計組亦負責外判統計調查的監管工作，並為署內其他部的統計調查進行資料分析。另一主要工作是就各項運輸研究及調查提供統計意見。統計組繼續提供有關交通意外的統計分析，從而協助評估有關措施是否能有效地減少交通意外。

23.2 The statistical unit also manages outsourced surveys and analyses results of surveys conducted by other divisions in TD. Another major area of work is the provision of statistical advice on various transport studies and surveys. With a view to assessing the effectiveness of various measures on reducing road accidents, the statistical unit continues to provide statistical analyses on traffic accident statistics.

23.3 運輸署正建立「運輸資訊系統」，從而快捷地為管理層提供主要的運輸數字作參考。現時由統計組所管理的資料庫亦會納入此系統內，方便數據提取及分析。

23.3 TD is now developing a Transport Information System to provide the management with a quick reference to key transport statistics. All databases currently managed by the statistical unit will also be migrated to the system with a view to facilitating data retrieval and analysis.

海事處統計組

23.4 海事處統計組編製及分析船舶進出香港和貨櫃吞吐量的統計數字，並將有關資料上載該處網頁 (www.mardep.gov.hk/hk/publication/portstat.html)。

Statistical Unit of the Marine Department

23.4 The statistical unit of the Marine Department (MD) compiles and analyses port statistics on vessel movements and container throughput, and releases them on the website of MD (www.mardep.gov.hk/en/publication/portstat.html).

23.5 統計組繼續就運輸及房屋局港口航運及物流發展組所進行的「二零零五至零六年度香港港口貨運量預測」提供統計資料及意見。

23.5 The unit continues to provide statistical information and comments to the Port, Maritime and Logistics Development Unit of the Transport and Housing Bureau in regard to the consultancy study on Hong Kong Port Cargo Forecasts 2005/06.

24 社區資訊 Community Information

民政事務局統計組

24.1 民政事務局統計組自二零零四年五月起按每季進行的清潔評審工作編製分區「社區清潔指數」。該指數提供客觀的方法定期評審社區的整體清潔程度，找出具體的環境衛生問題作改善，同時亦反映衛生改善措施的成效和市民的支持程度。

24.2 統計組經常協助進行特定的意見調查，目的是搜集市民對政府各項政策和計劃的意見。二零零七年所進行的調查包括「有關心繫家國的電視宣傳短片意見調查」和「二零零七年公民意識研究」。該組於二零零八年會協助進行一項有關青少年的公民參與及社會網絡的研究。

24.3 統計組將於二零零八年四月起轉調到本處繼續向政策局及部門提供有關進行意見調查的專業意見及資料。

Statistical Unit of the Home Affairs Bureau

24.1 A quarterly cleanliness assessment for the compilation of Community Cleanliness Index at district level has been carried out since May 2004. The index measures objectively and regularly the general cleanliness of the community, identifies specific environmental hygiene problems for remedial action and also tracks the effectiveness of the hygiene improvement measures and the degree of community support.

24.2 Ad hoc opinion surveys are conducted from time to time to gauge public opinions on various government policies and programmes. The surveys conducted in 2007 include the Survey on Public Attitudes towards the Television Announcements in Public Interest series on "Our Home Our Country" and the 2007 Study on Civic Awareness. A study on the civic engagement and social networks of the youth is being carried out in 2008.

24.3 The statistical unit will be redeployed from the Home Affairs Bureau to C&SD with effect from April 2008 to continue providing professional advice and information to bureaux and departments in respect of the conduct of opinion surveys.

25 食物及環境衛生 Food and Environmental Hygiene

食物環境衛生署統計組

25.1 食物環境衛生署（食環署）統計組為署內各組別提供統計支援，並進行各類統計調查及編製統計報告，從而提供有用資料，協助該署監察服務表現、進行決策及政策規劃。

25.2 統計組提供的服務包括擬備外判統計調查服務投標規格，評估統計調查建議，就調查的樣本和問卷設計提供意見，以及監察統計調查的進度等。

Statistical Unit of the Food and Environmental Hygiene Department

25.1 The statistical unit of the Food and Environmental Hygiene Department (FEHD) renders statistical support to various sections of FEHD. The unit conducts statistical surveys and compiles statistical reports, which provide FEHD with useful information for performance monitoring, decision making and policy planning.

25.2 The services rendered include preparation of tender specifications for the outsourcing of surveys, assessment of survey proposals, provision of advice on sample and questionnaire designs, and monitoring of survey progress.

25.3 在二零零七年，統計組完成「二零零七年度風險傳達組顧客對有關衛生教育的刊物意見統計調查」，並就「龍鼓灘旅遊地點擬建永久公廁預計使用率」而進行的點算人數工作，提供統計方面的支援服務。

食物安全中心統計組

25.4 食環署轄下的食物安全中心設有統計組，為該中心內的不同組別，就「食物監察計劃」及多個範疇的統計數字編製（例如食物投訴、食物標籤、獸醫公共衛生等），提供統計支援。此外，該組亦協助提升資訊管理計劃的食物樣本化驗記錄系統，以保存食環署的食物監察樣本記錄。

25.3 In 2007, the statistical unit completed the Survey on Views of Risk Communication Section Customers on Printed Health Education Publicity Materials in 2007. Statistical support services were also provided to the Head Count Exercise for the Estimated Usage Rate of a Proposed Permanent Public Toilet at Lung Kwu Tan Tourist Spot.

Statistical Unit of the Centre for Food Safety

25.4 The statistical unit of the Centre for Food Safety under FEHD provides statistical support to different subject sections of the Centre in regard to the Food Surveillance Program and compilation of statistics in such areas as food complaints, food labelling and veterinary public health. Statistical assistance is also rendered to the enhancement of the Food Sampling Record System under an information management project, which helps maintain food surveillance sample records of FEHD.

26 康樂及文化事務 Leisure and Cultural Services

康樂及文化事務署統計組

26.1 康樂及文化事務署統計組定期編製有關該署所提供的設施及服務的統計資料，以供該署人員參考。

26.2 統計組亦進行統計調查，以搜集公眾對康樂及文化事務署設施及服務的意見。在二零零七至零八年度，統計組共參與多項統計調查，其中包括「康樂及文化事務署體育館意見調查」、「公共圖書館意見調查」及「康樂及文化事務署博物館意見調查」。

Statistical Unit of the Leisure and Cultural Services Department

26.1 The statistical unit of the Leisure and Cultural Services Department (LCSD) regularly compiles statistics related to its facilities and services for the reference of LCSD officers.

26.2 The statistical unit also conducts surveys to collect public views on LCSD's facilities and services. In 2007-08, the statistical unit engaged in a range of surveys, including Opinion Survey on LCSD Sports Centres, Opinion Survey on Public Libraries and Opinion Survey on LCSD Museums.

27 水務 Water Supplies

水務署統計組

27.1 水務署統計組為該署各組別提供統計服務，主要包括編製有關水務的統計數字、進行統計調查與研究，以及提供統計諮詢服務。

Statistical Unit of the Water Supplies Department

27.1 The statistical unit of the Water Supplies Department (WSD) provides statistical services to various sections of WSD, including mainly the compilation of waterworks statistics, the conduct of statistical surveys and studies, and the provision of statistical advice.

27.2 統計組計劃進行一系列統計調查，搜集及分析公眾人士對供水服務的意見，以供該署檢討供水系統及制定優質供水服務的策略性規劃之用。

27.3 在二零零七至零八年度，統計組就「檢討昂坪再造水使用試驗計劃」及「供水服務意見統計調查」提供統計支援。

27.2 The statistical unit plans to conduct a series of surveys for collecting and analysing the views of the public on water supply services. This will facilitate WSD in reviewing water supply systems and formulating strategic plans for the provision of quality water supply services.

27.3 In 2007-08, the statistical unit provided statistical support in the conduct of a review of the pilot scheme on the use of reclaimed water at Ngong Ping and an opinion survey on water supplies services.

28 環境 The Environment

28.1 環境保護署定期編製多個範疇的環境統計數字，涵蓋環境監測、環境改善，以及執法行動。這些數字刊載於該署網頁 (www.epd.gov.hk)。

28.2 《香港統計年刊》載有有關空氣質素、水質、污染投訴，以及固體廢物排放及成分的選定統計數字。

28.1 Statistics on various aspects of the environment are compiled regularly by the Environmental Protection Department (EPD), covering environmental monitoring, environmental achievement/improvement and enforcement. These statistics are available at EPD's website (www.epd.gov.hk).

28.2 Selected statistics on air quality, water quality, pollution complaints as well as solid waste generation and composition are published in the *Hong Kong Annual Digest of Statistics*.

29 專題研究 Topical Studies

社會研究

29.1 本處不時進行「主題性住戶統計調查」及「專題訪問」，以搜集其他政府部門及決策局所需的社會經濟數據，供規劃及政策檢討之用。「主題性住戶統計調查」採用「用者自付」原則，在本處統籌及管理下外判予私營的調查機構進行。通過「綜合住戶統計調查」進行的「專題訪問」，通常涉及與勞工相關的主題、重要政策影響和急需處理的主題，或不適宜由外界承辦的主題。

29.2 為了解殘疾人士及長期病患者的最新情況，本處於二零零六年十一月至二零零七年十二月期間，以「專題訪問」形式進行了一項全港性的「殘疾人士及

Social Studies

29.1 In order to collect socio-economic data required by other government departments and bureaux for planning and policy review purposes, the department conducts Thematic Household Survey (THS) and Special Topic Enquiry (STE) from time to time. THS, adopting the "user pays" principle, is outsourced to private research firms under the co-ordination and management of the department. STE, conducted via GHS, is generally dedicated to topics which are labour related; with significant policy implications and urgency; or for which outsourcing is not suitable.

29.2 The department has conducted a territory-wide survey on persons with disabilities and chronic diseases in the form of an STE during November 2006 to December 2007 to throw light on the latest profile of persons with disabilities and chronic

長期病患者統計調查」。該統計調查的結果將於二零零八年年底備妥。此外，本處於二零零八年一月至六月期間，進行一項「僱員工作時數模式的專題訪問」，搜集數據以便勞工及福利局檢討「工資保障運動」的成效。

29.3 本處根據廣泛類別的資料來源，編製一本名為《香港的女性及男性——主要統計數字》的年刊。該刊物為有興趣探討香港女性和男性現況，以及性別平等問題的人士，提供方便參考的資料。

29.4 本處向扶貧專責委員會提供從「綜合住戶統計調查」所得的詳細勞動人口及住戶統計數字，以編製一系列貧窮指標，用作評估貧窮情況。

發展為研究有關香港、澳門及珠江三角洲的資料庫

29.5 香港特別行政區政府已訂下明確政策，務求開拓因香港與珠江三角洲更密切的連繫可能帶來的商機，並推動兩地的發展和合作。成功推行這政策需要長期的數據支援有關研究。為此，一個以地理訊息系統為基礎，載列相關社會經濟統計數列的資料庫已於二零零五年四月投入服務。資料庫的內容及功能將會不斷提升，以滿足使用者轉變的需要。

29.6 為配合泛珠三角地區的不斷發展，本處將繼續向鄰近地區的相關機構提供香港的主要社會及經濟統計資料，以供制訂政策參考之用。

diseases. Results of the survey will be available by end-2008. That apart, the department is conducting an STE on the patterns of hours of work of employees during January to June 2008 with a view to collecting information for the Labour and Welfare Bureau to review the effectiveness of the Wage Protection Movement.


29.3 The department compiles an annual publication entitled *Women and Men in Hong Kong – Key Statistics* based on a wide variety of data sources. It provides a ready source of information for those who are interested in the current situation of women and men, and the gender equality in Hong Kong.

29.4 The department has continued to provide detailed labour force and household statistics compiled based on GHS to the Task Force on Poverty for preparing a set of poverty indicators to assess the poverty situation.

Development of an Information Database for Studies Related to Hong Kong, Macao and the Pearl River Delta (PRD)

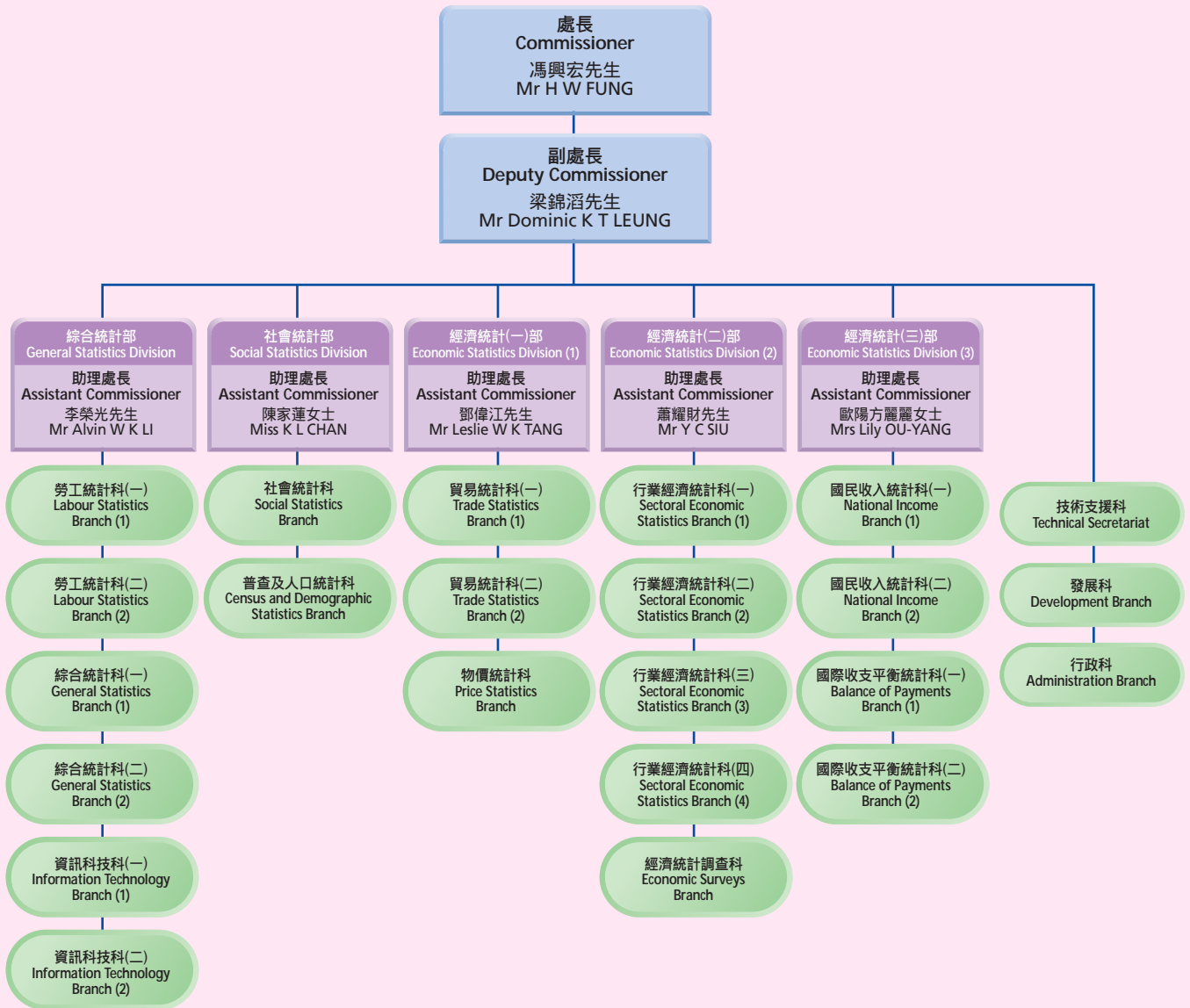
29.5 It is a stated policy of the Government of the Hong Kong Special Administrative Region to tap the business opportunities that may arise from a closer link between Hong Kong and PRD, and to promote development and co-operation between the two regions. The success of this policy initiative needs the support of research studies underpinned by long-term data. In this connection, a Geographic Information System based information database containing relevant series of socio-economic statistics has been put in use starting from April 2005. Ongoing enhancements will be made to the content and functionality of the information database to meet the changing needs of users.

29.6 To support the ongoing development of the Pan-PRD region, the department will continue to provide major social and economic statistics of Hong Kong to relevant authorities in the region for references in policy formulation.



附件
Annexes

二零零八年一月一日政府統計處的組織表 Organisation Chart of the Census and Statistics Department as at 1.1.2008



除行政科外，每一個科別均由一名高級統計師擔任主管，並設有統計師及其他統計人員和一般職系人員協助執行職務。

Except for the Administration Branch, each Branch is headed by a Senior Statistician, who is assisted by Statisticians, other statistical staff and general grades staff in discharging duties.

行政科由一名總行政主任擔任主管，由一般職系人員協助執行職務。

The Administration Branch is headed by a Chief Executive Officer, who is assisted by general grades staff in discharging duties.

統計諮詢委員會 Statistics Advisory Board

職權範圍

Terms of Reference

對所有由政府統計處處長提交予該委員會研究之有關統計問題，提供意見。

To advise the Commissioner for Census and Statistics on all statistical matters referred to the Board by the Commissioner.

組成

Composition

委員會屬於非法定的諮詢團體，成員包括一位主席、11名非官方成員及3名官方成員。非官方成員來自商業、學術和社會各界別，有均衡的代表性。

The Board is a non-statutory advisory body. It comprises a Chairman, 11 non-official members and 3 official members. The composition of non-official members offers a balanced representation from businesses, the academia and the community.

成員名單 (二零零六年六月至二零零八年五月)

Membership (June 2006 - May 2008)

主席 (當然委任) Chairman (ex officio)



馮興宏先生，JP
Mr FUNG Hing-wang, JP

政府統計處處長
Commissioner for Census and Statistics

非官方委員 Non-official Members



李偉強教授
Professor LI Wai-keung

香港大學統計及精算學系講座教授及系主任
Chair Professor and Head, Department of Statistics and Actuarial Science,
The University of Hong Kong

二零零二年六月首獲委任為委員 First appointed to the Board in June 2002



張仁良教授，JP
Professor Stephen CHEUNG Yan-leung, JP

香港城市大學經濟及金融學系金融學講座教授
Professor (Chair) of Finance, Department of Economics and Finance,
City University of Hong Kong

二零零四年六月首獲委任為委員 First appointed to the Board in June 2004



方文雄先生
Mr David FONG Man-hung

協成行集團副董事總經理
Deputy Managing Director, Hip Shing Hong Group of Companies
二零零四年六月首獲委任為委員 *First appointed to the Board in June 2004*



梁智仁教授，JP
Professor John LEONG Chi-yan, JP

香港公開大學校長
President, The Open University of Hong Kong
二零零四年六月首獲委任為委員 *First appointed to the Board in June 2004*



沈雪明博士
Dr. SHEN Shir-ming

香港大學專業進修學院副院長
Deputy Director, HKU School of Professional and Continuing Education
二零零四年六月首獲委任為委員 *First appointed to the Board in June 2004*



陳學鋒先生
Mr CHAN Hok-fung

中西區區議會議員
Central and Western District Council Member
二零零六年六月獲委任為委員 *Appointed to the Board in June 2006*



關永盛先生
Mr Vincent KWAN Wing-shing

恒生指數有限公司董事兼總經理
Director and General Manager, Hang Seng Indexes Company Limited
二零零六年六月獲委任為委員 *Appointed to the Board in June 2006*



梁啟元先生
Mr Kelvin LEUNG Kai-yuen

敦豪物流(香港)有限公司總裁 — 香港、南中國及澳門
Vice President – Hong Kong, South China and Macau
DHL Logistics (Hong Kong) Limited
二零零六年六月獲委任為委員 *Appointed to the Board in June 2006*



呂慧瑜女士，JP
Ms Paddy LUI Wai-yu, JP

嘉華國際集團有限公司執行董事
Executive Director, K. Wah International Holdings Limited
二零零六年六月獲委任為委員 *Appointed to the Board in June 2006*



譚仲豪先生
Mr Peter TAM Chung-ho

香港保險業聯會行政總監
Chief Executive, The Hong Kong Federation of Insurers
二零零六年六月獲委任為委員 *Appointed to the Board in June 2006*



黃錦輝先生
Mr Alan WONG Kam-fai

香港貿易發展局副總裁
Deputy Executive Director, Hong Kong Trade Development Council
二零零六年六月獲委任為委員 *Appointed to the Board in June 2006*

官方委員 Official Members

財經事務及庫務局常任秘書長(財經事務)(或其代表)
Permanent Secretary for Financial Services and the Treasury (Financial Services) (or representative)

食物及衛生局常任秘書長(衛生)／食物及衛生局常任秘書長(食物)(或其代表)
Permanent Secretary for Food and Health (Health) / Permanent Secretary for Food and Health (Food) (or representative)

政府經濟顧問(或其代表)
Government Economist (or representative)

秘書(當然委任) Secretary (ex officio)

政府統計處
高級統計師(綜合)一
Senior Statistician (General) 1
Census and Statistics Department

二零零八年一月一日各政府部門統計職位的分布 Distribution of Statistical Posts in the Government as at 1.1.2008

部門	高級 統計師	統計師	高級 統計主任	一級 統計主任	二級 統計主任
	Senior Statistician	Statistician	Senior Statistical Officer	Statistical Officer I	Statistical Officer II
政府總部	7#	7	5	13	13
政府統計處*	22	50	22#	91#	202#
民航處				1	1#
懲教署	1		1	2	3
香港海關		1		2	2
食物環境衛生署		2	1	3	
衛生署	1	4		9	13
民政事務總署					2
香港警務處		1		4	14#
房屋署	2				
入境事務處					3
司法機構				1	1
勞工處			1		
土地註冊處				1	
法律援助署				1	1
康樂及文化事務署		1		2	1
海事處	1			1	2
規劃署	1	2		2	4
差餉物業估價署			2	3	3
社會福利署	1	3		5	12
工業貿易署		1		2#	
運輸署	1			2	3
大學教育資助 委員會秘書處		1		2	
水務署		1			1
總計	37#	74	32#	147#	281#

註：* 除列於表內的職位外，亦設有一個處長、一個副處長及五個助理處長職位，這些職位均屬專業人員職位。

包括編制外職位。

高級 統計督導	統計督導	高級外勤 統計主任	外勤 統計主任	助理外勤 統計主任	Department
Senior Statistics Supervisor	Statistics Supervisor	Senior Census and Survey Officer	Census and Survey Officer	Assistant Census and Survey Officer	
					Government Secretariat
3#	18#	16#	123#	186	Census and Statistics Department*
					Civil Aviation Department
					Correctional Services Department
					Customs and Excise Department
					Food and Environmental Hygiene Department
					Department of Health
					Home Affairs Department
					Hong Kong Police Force
					Housing Department
					Immigration Department
					Judiciary
			1		Labour Department
					Land Registry
					Legal Aid Department
					Leisure and Cultural Services Department
					Marine Department
					Planning Department
					Rating and Valuation Department
					Social Welfare Department
					Trade and Industry Department
					Transport Department
					University Grants Committee Secretariat
					Water Supplies Department
3#	18#	16#	124#	186	Total

Notes : * In addition to those given in the table, there are 1 post of Commissioner, 1 post of Deputy Commissioner and 5 posts of Assistant Commissioner, which are all professional posts.

Includes supernumerary posts.

二零零八年一月一日政府統計處統計職位的分布 Distribution of Statistical Posts in the Census and Statistics Department as at 1.1.2008

部別／科別	高級 統計師	統計師	高級 統計主任	一級 統計主任	二級 統計主任
	Senior Statistician	Statistician	Senior Statistical Officer	Statistical Officer I	Statistical Officer II
經濟統計(一)部					
貿易統計科(一)	1	2		2	8
貿易統計科(二)	1	4		6	9
物價統計科	1	2	1	3	7
經濟統計(二)部					
行業經濟統計科(一)	1	2		4	9#
行業經濟統計科(二)	1	2		7#	22#
行業經濟統計科(三)	1	2	1	4	9
行業經濟統計科(四)	1	2		6	11
經濟統計調查科	1	3		3	5
經濟統計(三)部					
國民收入統計科(一)	1	3	2	6	17
國民收入統計科(二)	1	2	1	3	7
國際收支平衡統計科(一)	1	3	2	4	12
國際收支平衡統計科(二)	1	3	4	6	25
社會統計部					
社會統計科	1	3	1	6	15
普查及人口統計科	1	2	4	8	7
綜合統計部					
勞工統計科(一)	1	2	3#	6#	17
勞工統計科(二)	1	2		5	13
綜合統計科(一)	1	2	1	3	5
綜合統計科(二)	1	2		2	2
資訊科技科(一)	1	1	1	2	
資訊科技科(二)	1	1	1	3	
副處長辦公室					
發展科	1	1		1	1
技術支援科	1	1		1	1
中央補缺人員		3			
總計	22	50	22#	91#	202#

註：除列於表內的職位外，亦設有一個處長、一個副處長及五個助理處長職位，這些職位均屬專業人員職位。

包括編制外職位。

高級 統計督導 Senior Statistics Supervisor	統計督導 Statistics Supervisor	高級外勤 統計主任 Senior Census and Survey Officer	外勤 統計主任 Census and Survey Officer	助理外勤 統計主任 Assistant Census and Survey Officer	Division / Branch
					ECONOMIC STATISTICS DIVISION (1)
1	9				Trade Statistics Branch (1)
2#	9#	1	5	23	Trade Statistics Branch (2)
		1	3	19	Price Statistics Branch
					ECONOMIC STATISTICS DIVISION (2)
					Sectoral Economic Statistics Branch (1)
					Sectoral Economic Statistics Branch (2)
					Sectoral Economic Statistics Branch (3)
					Sectoral Economic Statistics Branch (4)
		6#	53	54	Economic Surveys Branch
					ECONOMIC STATISTICS DIVISION (3)
					National Income Branch (1)
					National Income Branch (2)
					Balance of Payments Branch (1)
		3	32#		Balance of Payments Branch (2)
					SOCIAL STATISTICS DIVISION
		1	3	1	Social Statistics Branch
		1	4	3	Census and Demographic Statistics Branch
					GENERAL STATISTICS DIVISION
		1	11	43	Labour Statistics Branch (1)
		2	12	43	Labour Statistics Branch (2)
					General Statistics Branch (1)
					General Statistics Branch (2)
					Information Technology Branch (1)
					Information Technology Branch (2)
					OFFICE OF THE DEPUTY COMMISSIONER
					Development Branch
					Technical Secretariat
					Central Reserve
3#	18#	16#	123#	186	Total

Notes : In addition to those given in the table, there are 1 post of Commissioner, 1 post of Deputy Commissioner and 5 posts of Assistant Commissioner, which are all professional posts.

Includes supernumerary posts.

於二零零七至二零零八年度根據各制定的普查及統計令進行的統計調查

Surveys Conducted in 2007-2008 Under Enacted Census and Statistics Orders

統計調查	Surveys	普查及統計令
按年	Annual	
屋宇建築、建造及地產業按年統計調查	Annual Survey of Building, Construction and Real Estate Sectors	一九九五年普查及統計(屋宇建築、建造及地產業按年調查)(修訂)令
工業生產按年統計調查	Annual Survey of Industrial Production	一九九五年普查及統計(工業生產按年調查)(修訂)令
倉庫、通訊、財務、保險及商用服務按年統計調查	Annual Survey of Storage, Communication, Financing, Insurance and Business Services	一九九五年普查及統計(倉庫、通訊、財務、保險及商用服務按年調查)(修訂)令
運輸及有關服務按年統計調查	Annual Survey of Transport and Related Services	一九九五年普查及統計(運輸及有關服務按年調查)(修訂)令
批發、零售、進口與出口貿易、食肆及酒店按年統計調查	Annual Survey of Wholesale, Retail and Import and Export Trades, Restaurants and Hotels	一九九五年普查及統計(批發、零售、進口與出口貿易、食肆及酒店按年調查)(修訂)令
銀行、接受存款公司、有限制牌照銀行及外地銀行代表辦事處按年統計調查	Annual Survey of Banks, Deposit-taking Companies, Restricted Licence Banks and Representative Offices of Foreign Banks	一九九六年普查及統計(銀行、接受存款公司、有限制牌照銀行及外地銀行代表辦事處按年調查)(修訂)令
服務輸入及輸出按年統計調查	Annual Survey of Imports and Exports of Services	一九九六年普查及統計(服務輸入及輸出按年調查)(修訂)令
對外申索、負債及收益按年統計調查	Annual Survey of External Claims, Liabilities and Income	二零零一年普查及統計(對外申索、負債及收益調查)(修訂)令
創新活動統計調查	Survey of Innovation Activities	二零零二年普查及統計(創新活動調查)令
按季	Quarterly	
食肆的收入及購貨額按季統計調查	Quarterly Survey of Restaurant Receipts and Purchases	一九八三年普查及統計(食肆的收入及購貨額按季調查)令
工業生產按季統計調查	Quarterly Survey of Industrial Production	一九九五年普查及統計(工業生產按季調查)(修訂)令
建造工程完成量按季統計調查	Quarterly Survey of Construction Output	一九九七年普查及統計(建造工程完成量按季調查)令
服務行業按季統計調查	Quarterly Survey of Service Industries	一九九八年普查及統計(服務行業按季調查)(修訂)令
僱傭及職位空缺按季統計調查	Quarterly Survey of Employment and Vacancies	一九九九年普查及統計(僱傭及職位空缺按季調查)(修訂)令
勞工收入統計調查	Labour Earnings Survey	二零零零年普查及統計(勞工收入調查)令
按月	Monthly	
零售業銷貨額按月統計調查	Monthly Survey of Retail Sales	一九九八年普查及統計(零售業銷貨額按月調查)(修訂)令

註：此表載列在二零零七年四月至二零零八年三月期間進行統計訪問工作的統計調查。

Census and Statistics Orders

制定日期 Date of Enactment

Census and Statistics (Annual Survey of Building, Construction and Real Estate Sectors) (Amendment) Order 1995	17.2.1995
Census and Statistics (Annual Survey of Industrial Production) (Amendment) Order 1995	17.2.1995
Census and Statistics (Annual Survey of Storage, Communication, Financing, Insurance and Business Services) (Amendment) Order 1995	17.2.1995
Census and Statistics (Annual Survey of Transport and Related Services) (Amendment) Order 1995	17.2.1995
Census and Statistics (Annual Survey of Wholesale, Retail and Import and Export Trades, Restaurants and Hotels) (Amendment) Order 1995	17.2.1995
Census and Statistics (Annual Survey of Banks, Deposit-taking Companies, Restricted Licence Banks and Representative Offices of Foreign Banks) (Amendment) Order 1996	17.1.1996
Census and Statistics (Annual Survey of Imports and Exports of Services) (Amendment) Order 1996	22.4.1996
Census and Statistics (Survey of External Claims, Liabilities and Income) (Amendment) Order 2001	7.11.2001
Census and Statistics (Survey of Innovation Activities) Order 2002	29.11.2002
Census and Statistics (Quarterly Survey of Restaurant Receipts and Purchases) Order 1983	14.1.1983
Census and Statistics (Quarterly Survey of Industrial Production) (Amendment) Order 1995	6.11.1995
Census and Statistics (Quarterly Survey of Construction Output) Order 1997	30.6.1997
Census and Statistics (Quarterly Survey of Service Industries) (Amendment) Order 1998	20.7.1998
Census and Statistics (Quarterly Survey of Employment and Vacancies) (Amendment) Order 1999	3.2.1999
Census and Statistics (Labour Earnings Survey) Order 2000	15.3.2000
Census and Statistics (Monthly Survey of Retail Sales) (Amendment) Order 1998	24.7.1998

Note : This list covers surveys for which fieldwork took place during the period April 2007 to March 2008.

於二零零七至二零零八年度進行的自願參與統計調查 Voluntary Surveys Conducted in 2007-2008

統計調查	Surveys	刊登憲報公告日期 Date of Gazette
按年	Annual	
海外旅行團按年統計調查	Annual Survey of Overseas Tours	19.1.1990
個人、社會及康樂服務按年統計調查	Annual Survey of Personal, Social and Recreational Services	19.1.1990
私人非牟利團體自置及佔用樓宇按年統計調查	Annual Survey of Premises Owned and Occupied by Private Non-profit Bodies	19.1.1990
公眾用於電子遊戲之開支按年統計調查	Annual Survey of the Public's Expenditure on Electronic Games	19.1.1990
公眾用於理髮的開支按年統計調查	Annual Survey of the Public's Expenditure on Hairdressing	19.1.1990
公眾用於報紙與雜誌的開支按年統計調查	Annual Survey of the Public's Expenditure on Newspapers and Periodicals	19.1.1990
公眾用於攝影及照片沖印服務的開支按年統計調查	Annual Survey of the Public's Expenditure on Photo-taking, Film Development and Photo-printing Services	19.1.1990
公眾用作的士車資之開支按年統計調查	Annual Survey of the Public's Expenditure on Taxi Fare	19.1.1990
公眾用於錄影帶及錄影碟之開支按年統計調查	Annual Survey of the Public's Expenditure on Videotapes and Videodiscs	19.1.1990
電影院與劇院票房收入按年統計調查	Annual Survey of Box Office Receipts of Cinemas and Theatres	26.3.1993
資訊科技在工商業的使用情況和普及程度按年統計調查	Annual Survey on Information Technology Usage and Penetration in the Business Sector	2.3.2001
經理級與專業僱員(高層管理人員除外)薪金及僱員福利統計調查	Survey of Salaries and Employee Benefits – Managerial and Professional Employees (Excluding Top Management)	28.9.2001
代表香港境外母公司的駐港公司按年統計調查	Annual Survey of Companies in Hong Kong Representing Parent Companies Located outside Hong Kong	24.3.2006

註：此表載列在二零零七年四月至二零零八年三月期間進行統計訪問工作的統計調查。

統計調查

Surveys

刊登憲報公告日期
Date of Gazette

按季	Quarterly	
綜合住戶統計調查	General Household Survey	19.1.1990
建築地盤就業人數按季統計調查	Quarterly Employment Survey of Construction Sites	19.3.1999
業務展望按季統計調查	Quarterly Business Tendency Survey	29.11.2002
按月	Monthly	
建築材料批發價格按月統計調查	Monthly Building Materials Wholesale Price Survey	19.1.1990
棉花消耗按月統計調查	Monthly Cotton Consumption Survey	19.1.1990
進出口價格按月統計調查	Monthly Import and Export Price Survey	19.1.1990
進口貿易保險費及運費按月統計調查	Monthly Survey on Insurance and Freight Costs for Import Trade	27.10.1995
按月零售物價統計調查	Monthly Retail Price Survey	24.5.1996
轉口貿易按月統計調查	Monthly Survey of Re-export Trade	18.4.1997
涉及外發中國內地加工貿易按月統計調查	Monthly Survey on Trade Involving Outward Processing in the Mainland of China	3.4.1998
非定期性	Ad hoc	
2007年第一輪主題性住戶統計調查	The First Round of Thematic Household Survey in 2007	30.3.2007
2007年第二輪主題性住戶統計調查	The Second Round of Thematic Household Survey in 2007	22.6.2007
2007年第三輪主題性住戶統計調查	The Third Round of Thematic Household Survey in 2007	30.11.2007
有關香港居民健康事項的主題性住戶統計調查	Thematic Household Survey on Health-related Issues of Hong Kong Residents	22.2.2008

Note: This list covers surveys for which fieldwork took place during the period April 2007 to March 2008.

二零零八年政府統計處定期性統計數據發布日期一覽 Schedule for Issuing Regular Releases of Statistical Data by the Census and Statistics Department in 2008

(已於二零零七年九月底預先公布)
(Pre-announced in end - September of 2007)

統計數據	2008	1月 January	2月 February	3月 March	4月 April	5月 May	6月 June
人口							
人口數字	發布日期 統計日期		14 31/12/2007				
勞工、就業、工資							
失業及就業不足統計數字	發布日期 統計月份	17 10-12/2007	19 11/2007- 1/2008	18 12/2007- 2/2008	17 1-3/2008	19 2-4/2008	17 3-5/2008
就業及職位空缺統計	發布日期 統計月份			25 12/2007			20 3/2008
薪金總額及工資統計	發布日期 統計季度			27 Q4/2007			26 Q1/2008
經理級與專業僱員薪金指數	發布日期 統計月份						
對外商品貿易							
對外商品貿易統計	發布日期 統計月份	24 12/2007	28 1/2008	27 2/2008	24 3/2008	27 4/2008	26 5/2008
對外商品貿易貨量及價格統計	發布日期 統計月份	17 11/2007	14 12/2007	20 1/2008	17 2/2008	13 3/2008	17 4/2008
船隻、港口貨物及貨櫃統計	發布日期 統計季度			7 Q4/2007			6 Q1/2008
涉及外發中國內地加工貿易統計	發布日期 統計季度			18 Q4/2007			19 Q1/2008
工商業							
工業生產指數和製造業生產者價格指數	發布日期 統計季度			14 Q4/2007			13 Q1/2008
按產品所屬工業劃分的港產品出口統計	發布日期 統計年度/ 季度		5 2007			8 Q1/2008	

7月 July	8月 August	9月 September	10月 October	11月 November	12月 December	2008	Statistical Data
							Population
	14 30/6/2008					Release date Reference date	Population figures
							Labour, Employment, Wages
17 4-6/2008	18 5-7/2008	18 6-8/2008	20 7-9/2008	18 8-10/2008	18 9-11/2008	Release date Reference months	Unemployment and underemployment statistics
		19 6/2008			19 9/2008	Release date Reference month	Employment and vacancies statistics
		25 Q2/2008			29 Q3/2008	Release date Reference quarter	Payroll and wage statistics
			30 6/2008			Release date Reference month	Salary indices for managerial and professional employees
							External Merchandise Trade
24 6/2008	28 7/2008	25 8/2008	27 9/2008	27 10/2008	29 11/2008	Release date Reference month	External merchandise trade statistics
17 5/2008	11 6/2008	18 7/2008	16 8/2008	10 9/2008	16 10/2008	Release date Reference month	Volume and price statistics of external merchandise trade
		8 Q2/2008			8 Q3/2008	Release date Reference quarter	Statistics on vessels, port cargo and containers
		18 Q2/2008			18 Q3/2008	Release date Reference quarter	Statistics on trade involving outward processing in the mainland of China
							Commerce and Industry
		12 Q2/2008			12 Q3/2008	Release date Reference quarter	Quarterly Index of Industrial Production and Quarterly Producer Price Indices for manufacturing industries
	7 Q2/2008			6 Q3/2008		Release date Reference year/ quarter	Domestic export statistics classified by industrial origin

統計數據	2008	2008					
		1月 January	2月 February	3月 March	4月 April	5月 May	6月 June
工商業 (續)							
建造工程完成量統計	發布日期 統計季度			13 Q4/2007			12 Q1/2008
零售業銷貨額統計	發布日期 統計月份	3 11/2007	31/1/2008 12/2007	3 1/2008	1 2/2008	29/4/2008 3/2008	2 4/2008
食肆收益及購貨額統計	發布日期 統計季度		5 Q4/2007			6 Q1/2008	
服務行業按季業務收益指數	發布日期 統計季度			11 Q4/2007			12 Q1/2008
按季業務展望統計調查結果	發布日期 統計季度	24 Q1/2008			24 Q2/2008		
消費物價							
消費物價指數	發布日期 統計月份	22 12/2007	22 1/2008	20 2/2008	22 3/2008	22 4/2008	20 5/2008
國民收入及國際收支平衡							
本地生產總值 ⁽¹⁾	發布日期 統計季度		27 Q4/2007			16 Q1/2008	
以環比物量計算按經濟活動劃分的本地生產總值	發布日期 統計季度			25 Q4/2007			20 Q1/2008
本地居民生產總值及對外要素收益流動數字	發布日期 統計季度			14 Q4/2007			16 Q1/2008
國際收支平衡統計	發布日期 統計季度			25 Q4/2007			23 Q1/2008
國際投資頭寸統計	發布日期 統計年度						3 2007

註：每年九月，本處會向傳媒公布翌年定期性統計數據新聞發布的詳細時間表。除了這些定期性新聞發布外，本處亦會不時發出非定期性統計數據的新聞稿(例如公布非定期進行統計調查結果的新聞稿)。本處近年發出的所有新聞稿均上載於本處網站(www.censtatd.gov.hk)。

Q1、Q2、Q3、Q4分別代表第一、第二、第三和第四季。

(1) 二零零八年第一、第二和第三季的本地生產總值數字，會於財政司司長辦公室轄下的經濟分析及方便營商處的經濟分析部發表二零零八年第一季、二零零八年上半年和二零零八年第三季的經濟情況及二零零八年全年本地生產總值和物價修訂預測的新聞稿內公布。至於二零零七年第四季和二零零七年全年的本地生產總值，則連同其他輔助文件，在財政司司長於二零零八年二月二十七日宣讀《財政預算案演詞》當日公布。政府統計處不會在這些日子就本地生產總值另發新聞稿。

7月 July	8月 August	9月 September	10月 October	11月 November	12月 December	2008	Statistical Data
							Commerce and Industry (Cont'd)
		12 Q2/2008				12 Q3/2008	Release date Reference quarter Construction output statistics
3 5/2008	31/7/2008 6/2008	1 7/2008	2 8/2008	3 9/2008	1 10/2008	1 10/2008	Release date Reference month Retail sales statistics
	5 Q2/2008			4 Q3/2008			Release date Reference quarter Restaurant receipts and purchases statistics
		11 Q2/2008				11 Q3/2008	Release date Reference quarter Quarterly Business Receipts Indices for service industries
24 Q3/2008			24 Q4/2008				Release date Reference quarter Results of the Quarterly Business Tendency Survey
							Consumer Prices
21 6/2008	21 7/2008	22 8/2008	23 9/2008	20 10/2008	22 11/2008	22 11/2008	Release date Reference month Consumer Price Index
							National Income and Balance of Payments
	15 Q2/2008			14 Q3/2008			Release date Reference quarter Gross Domestic Product ⁽¹⁾
		22 Q2/2008				19 Q3/2008	Release date Reference quarter Chain volume measures of Gross Domestic Product by economic activity
		12 Q2/2008				15 Q3/2008	Release date Reference quarter Gross National Product and External Factor Income Flows
		22 Q2/2008				23 Q3/2008	Release date Reference quarter Balance of Payments statistics
							Release date Reference year International investment position statistics

Notes: The schedule for issuing regular press releases of statistical data in the ensuing year is issued to the mass media in September of each year. In addition to these regular press releases, ad hoc press releases on statistical data (e.g. press releases announcing results of ad hoc surveys) are also issued from time to time. All press releases issued by the department in recent years are posted on the department's website (www.censtatd.gov.hk).

Q1, Q2, Q3 and Q4 represent respectively the first, second, third and fourth quarter.

(1) The Gross Domestic Product (GDP) figures for the first, second and third quarter of 2008 will be announced in the respective press releases issued by the Economic Analysis Division of the Economic Analysis and Business Facilitation Unit under the Financial Secretary's Office on the economic situation for the first quarter of 2008, the first half of 2008 and the third quarter of 2008 and the update of GDP and price forecasts for 2008 as a whole. As regards the fourth quarter of 2007 and the annual GDP for 2007, the data together with other supporting materials were released along with the Financial Secretary's Budget Speech delivered on 27 February 2008. No separate press release on the GDP will be issued by the Census and Statistics Department on those days.

政府統計處刊物一覽 (截至二零零八年三月三十一日) List of Publications of the Census and Statistics Department (as at 31.3.2008)

名稱	Title	最新期號* Latest issue*
綜合性統計刊物		
香港經濟趨勢 (半月刊)	Hong Kong Economic Trends (<i>half-monthly</i>)	31/3/2008
香港統計月刊	Hong Kong Monthly Digest of Statistics	3/2008
香港統計年刊	Hong Kong Annual Digest of Statistics	2007
香港社會及經濟趨勢 (雙年刊)	Hong Kong Social and Economic Trends (<i>biennial</i>)	2007
香港的發展(1967-2002)－統計圖表集 (特刊)	A Graphic Guide on Hong Kong's Development (1967-2002) (<i>ad hoc</i>)	–
香港統計數字一覽 (年刊) #	Hong Kong in Figures (<i>annual</i>) #	2008
對外貿易		
商品貿易統計		
香港商品貿易統計：		
進口 (月刊)	Imports (<i>monthly</i>)	1/2008
港產品出口及轉口 (月刊)	Domestic Exports and Re-exports (<i>monthly</i>)	1/2008
周年附刊，按國家及貨品劃分：	Annual Supplement, Country by Commodity：	
• 進口	• Imports	2007
• 港產品出口及轉口	• Domestic Exports and Re-exports	2007
香港對外商品貿易 (月刊)	Hong Kong External Merchandise Trade (<i>monthly</i>)	1/2008
香港對外商品貿易回顧 (年刊)	Annual Review of Hong Kong External Merchandise Trade (<i>annual</i>)	2006
香港商品貿易指數 (月刊)	Hong Kong Merchandise Trade Index Numbers (<i>monthly</i>)	1/2008
對外商品貿易數字 (月刊)	External Merchandise Trade Figures (<i>monthly</i>)	2/2008
按產品所屬工業劃分的港產品出口統計數字 (季刊)	Domestic Exports Statistics Classified by Industrial Origin (<i>quarterly</i>)	Q1-Q4/2007
船務統計		
香港船務統計 (季刊)	Hong Kong Shipping Statistics (<i>quarterly</i>)	10-12/2007
服務貿易統計		
香港服務貿易統計報告 (年刊)	Report on Hong Kong Trade in Services Statistics (<i>annual</i>)	2006
國民收入		
本地生產總值 (季刊)	Gross Domestic Product (<i>quarterly</i>)	Q4/2007
本地生產總值 (年刊) #	Gross Domestic Product (<i>annual</i>) #	2007
本地生產總值特刊，二零零七年十月 (特刊)	Special Report on Gross Domestic Product, October 2007 (<i>ad hoc</i>)	–
國際收支平衡		
香港國際收支平衡統計		
一九九七年至一九九九年 (特刊)	Balance of Payments Statistics of Hong Kong 1997 to 1999 (<i>ad hoc</i>)	–
香港國際收支平衡統計 (季刊)	Balance of Payments Statistics of Hong Kong (<i>quarterly</i>)	Q4/2007
香港對外直接投資統計 (年刊)	External Direct Investment Statistics of Hong Kong (<i>annual</i>)	2006

名稱	Title	最新期號* Latest issue*
勞工	Labour	
勞動人口、就業及空缺統計	Labour Force, Employment and Vacancy Statistics	
綜合住戶統計調查按季統計報告書	Quarterly Report on General Household Survey	10-12/2007
就業及空缺按季統計報告	Quarterly Report of Employment and Vacancies Statistics	12/2007
建築地盤就業及空缺按季統計報告	Quarterly Report of Employment and Vacancies at Construction Sites	12/2007
就業及空缺統計(詳細統計表) (年刊):	Employment and Vacancies Statistics (Detailed Tables) (annual):	
甲系列(服務業)	Series A (Service Sectors)	2005
乙系列(批發、零售、飲食 及酒店業)	Series B (Wholesale and Retail Trades, Restaurants and Hotels)	2005
丙系列(工業)	Series C (Industrial Sectors)	2005
丁系列(進出口貿易業)	Series D (Import/Export Trades)	2005
工資及勞工收入統計	Wages and Labour Earnings Statistics	
工資及薪金總額按季統計報告	Quarterly Report of Wage and Payroll Statistics	12/2007
經理級與專業僱員薪金及僱員福利統計報告(高層管理人員除外)(年刊)	Report of Salaries and Employee Benefits Statistics Managerial and Professional Employees (Excluding Top Management) (annual)	2007
由主要承建商填報有關從事公營建築 工程的工人每日平均工資(月刊)	Average Daily Wages of Workers Engaged in Public Sector Construction Projects as Reported by Main Contractors (monthly)	1/2008
人力統計	Manpower Statistics	
二零零二年人力培訓及工作技能需求 機構單位統計調查報告(特刊)	Report on 2002 Establishment Survey on Manpower Training and Job Skills Requirements (ad hoc)	-
消費物價及住戶開支	Consumer Prices and Household Expenditure	
消費物價指數月報	Monthly Report on the Consumer Price Index	2/2008
消費物價指數年報	Annual Report on the Consumer Price Index	2007
二零零四至零五年住戶開支統計調查 及重訂消費物價指數基期(特刊)	2004/05 Household Expenditure Survey and the Rebasing of the Consumer Price Indices (ad hoc)	-
工商業	Commerce and Industry	
工業生產	Industrial Production	
工業生產按年統計調查報告	Report on Annual Survey of Industrial Production	2006
工業生產按季指數	Quarterly Index of Industrial Production	Q4/2007
製造業按季生產者價格指數	Quarterly Producer Price Indices for Manufacturing Industries	Q4/2007
紡織業生產按季統計數字	Quarterly Textile Production Statistics	Q3/2007
經銷及服務業	Distribution and Services	
批發、零售、進口與出口貿易、食肆 及酒店按年統計調查報告	Report on Annual Survey of Wholesale, Retail and Import and Export Trades, Restaurants and Hotels	2006
食肆的收入及購貨額按季統計調查報 告	Report on Quarterly Survey of Restaurant Receipts and Purchases	Q4/2007
零售業銷貨額按月統計調查報告	Report on Monthly Survey of Retail Sales	2/2008
運輸及有關服務按年統計調查報告	Report on Annual Survey of Transport and Related Services	2006
倉庫業、通訊業、銀行業、財務業、 保險業及商用服務業按年統計調查 報告	Report on Annual Surveys of Storage, Communication, Banking, Financing, Insurance and Business Services	2006

名稱	Title	最新期號* Latest issue*
服務行業按季業務收益指數	Quarterly Business Receipts Indices for Service Industries	Q4/2007
服務業統計摘要 (年刊)	Statistical Digest of the Services Sector (annual)	2007
服務業統計摘要按季補充資料	Quarterly Supplement to Statistical Digest of the Services Sector	Q3/2007
屋宇建築及建造	Building and Construction	
屋宇建築、建造及地產業按年統計調查報告	Report on Annual Survey of Building, Construction and Real Estate Sectors	2006
建造工程完成量按季統計調查報告	Report on the Quarterly Survey of Construction Output	Q4/2007
特選建築材料平均批發價格 (月刊)	Average Wholesale Prices of Selected Building Materials (monthly)	12/2007
公營建築工程的工資及材料成本指數 (1995年6月=100) (月刊)	Index Numbers of the Costs of Labour and Materials Used in Public Sector Construction Projects (June 1995=100) (monthly)	12/2007
公營建築工程的工資及材料成本指數 (2003年4月=100) (月刊)	Index Numbers of the Costs of Labour and Materials Used in Public Sector Construction Projects (April 2003=100) (monthly)	1/2008
能源	Energy	
香港能源統計 (季刊)	Hong Kong Energy Statistics (quarterly)	Q3/2007
香港能源統計 (年刊)	Hong Kong Energy Statistics (annual)	2006
其他經濟及工商業統計	Other Economic and Business Statistics	
業務展望按季統計調查報告	Report on Quarterly Business Tendency Survey	Q1/2008
代表香港境外母公司的駐港公司按年統計調查報告	Report on Annual Survey of Companies in Hong Kong Representing Parent Companies Located outside Hong Kong	2007
資訊科技在工商業的使用情況和普及程度按年統計調查報告	Report on Annual Survey on Information Technology Usage and Penetration in the Business Sector	2007
工商業創新活動按年統計調查報告	Report on Annual Survey of Innovation Activities in the Business Sector	2006
香港—資訊社會 (年刊)	Hong Kong as an Information Society (annual)	2007
香港—知識型經濟統計透視，二零零七年版 (特刊)	Hong Kong as a Knowledge-based Economy – A Statistical Perspective, 2007 Edition (ad hoc)	–
人口	Population	
香港二零零六年中期人口統計	Hong Kong 2006 Population By-census	
二零零六年中期人口統計 (特刊) :	2006 Population By-census (ad hoc) :	
主要報告—第一冊	Main Report - Volume I	–
主要報告—第二冊	Main Report - Volume II	–
主要統計表	Main Tables	–
簡要報告	Summary Results	–
統計圖解	Graphic Guide	–
有關各區議會分區的基本統計表	Basic Tables for District Council Districts	–
有關香港島各選區的基本統計表	Basic Tables for Constituency Areas : Hong Kong Island	–
有關九龍各選區的基本統計表	Basic Tables for Constituency Areas : Kowloon	–
有關新界各選區的基本統計表	Basic Tables for Constituency Areas : New Territories	–
區議會分區及選區統計表的附件—區域分界地圖	Boundary Maps Complementary to Tables for District Council Districts and Constituency Areas	–
有關各小規劃統計區的基本統計表	Basic Tables for Tertiary Planning Units	–
小規劃統計區統計表的附件—區域分界地圖	Boundary Maps Complementary to Tables for Tertiary Planning Units	–
主題性報告—香港的住戶收入分布	Thematic Report - Household Income Distribution in Hong Kong	–
主題性報告—少數族裔人士	Thematic Report - Ethnic Minorities	–
主題性報告—內地來港定居未足七年人士	Thematic Report - Persons from the Mainland Having Resided in Hong Kong for Less Than 7 Years	–
主題性報告—青年	Thematic Report - Youths	–

名稱	Title	最新期號* Latest issue*
主題性報告—長者	Thematic Report - Older Persons	—
主題性報告—單親人士	Thematic Report - Single Parents	—
其他與人口有關的刊物	Other Publications relating to Population	
香港人口推算2007-2036 (特刊)	Hong Kong Population Projections 2007-2036 (<i>ad hoc</i>)	—
香港人口生命表2001-2036 (特刊)	Hong Kong Life Tables 2001-2036 (<i>ad hoc</i>)	—
香港人口趨勢1981-2006 (特刊)	Demographic Trends in Hong Kong 1981-2006 (<i>ad hoc</i>)	—
社會資料	Social Data	
從綜合住戶統計調查搜集所得的社會資料第四十七號專題報告書 (特刊) :	Social Data Collected via the General Household Survey Special Topics Report No. 47 (<i>ad hoc</i>) :	—
勞工流動情況	Labour mobility	
主題性住戶統計調查第三十二號報告書 (特刊) :	Thematic Household Survey Report No. 32 (<i>ad hoc</i>) :	—
資訊科技的使用情況和普及程度	Information Technology Usage and Penetration	
按區議會分區劃分的人口及住戶統計資料 (年刊)	Population and Household Statistics Analysed by District Council District (<i>annual</i>)	2007
香港的女性及男性—主要統計數字 (年刊)	Women and Men in Hong Kong – Key Statistics (<i>annual</i>)	2007
統計分類表	Classification Lists	
香港進出口貨物分類表(協調制度), 二零零七年版 (特刊)	Hong Kong Imports and Exports Classification List (Harmonized System), 2007 Edition (<i>ad hoc</i>)	
第一冊: 第一至第十類貨物	Volume One : Commodity Section I – X	—
第二冊: 第十一至第二十二類貨物	Volume Two : Commodity Section XI – XXII	—
香港商品貿易統計分類表, 二零零七年版 (特刊)	Hong Kong Merchandise Trade Statistics Classification, 2007 Edition (<i>ad hoc</i>)	—
香港標準行業分類(第一冊) (特刊) #	Hong Kong Standard Industrial Classification (Volume One) (<i>ad hoc</i>) #	—
統計發展報告	Report on Statistical Development	
統計發展概要 (年刊)	An Outline of Statistical Development (<i>annual</i>)	2007

註釋: * Q1、Q2、Q3、Q4 分別代表第一、第二、第三和第四季。

除標示「#」之刊物分別備有中文版和英文版外, 所有刊物均以中、英文對照形式出版。

有關政府統計處刊物及其他統計產品的最新資料, 請瀏覽本處網站內「產品及服務」一節(www.censtatd.gov.hk/products_and_services/index_tc.jsp)或致電刊物出版組查詢(電話: (852) 2582 3025)。

Notes: * Q1, Q2, Q3 and Q4 represent respectively the first, second, third and fourth quarter.

All publications are published in bilingual format, except those marked with “#” which are available in separate Chinese and English versions.

For up-to-date information of the publications and other statistical products of the Census and Statistics Department, please visit the “Products & Services” section on the website of the department (www.censtatd.gov.hk/products_and_services/index.jsp) or call the Publications Unit of the department at (852) 2582 3025.

政府統計處唯讀光碟產品一覽 (截至二零零八年三月三十一日) List of CD-ROM Products of the Census and Statistics Department (as at 31.3.2008)

二零零一年人口普查

統計表唯讀光碟 (不定期)

載有372個常用統計表。有關統計表涉及的主題廣泛，包括人口、住戶、教育、經濟、房屋、內部遷移及人口分組等本港住戶及人口特徵。選定統計表亦載列按區議會分區 / 選區及規劃統計小區 / 街段劃分的統計數字。

地圖唯讀光碟 (不定期)

以常用的格式提供一套數碼化的香港地圖，內載的地域分界數碼地圖包括香港海岸線、區議會分區 / 選區分界、規劃統計小區 (及其合併組) 分界、街段 - 小合併組分界及新市鎮分界。配合適當的電腦軟件，這套數碼地圖可把載於《二零零一年人口普查 - 統計表唯讀光碟》內的統計數據作地理顯示之用。

關於購買以上兩套光碟事宜，請致電人口統計組 (電話：(852) 2716 8025)。

普查易2001 (不定期)

普查易2001人口普查光碟套裝是一套功能強大的知識為本產品，它能幫助使用者有效地進行客戶資訊分析和客戶關係管理的工作。普查易2001光碟內載有超過400個由政府統計處提供的香港二零零一年人口普查統計表，分區數碼地圖及功能超卓的地理訊息系統，當中包含了全香港居民的人口特徵、經濟、教育、住戶、房屋等統計數據，使用者可以透過簡單和容易使用的功能介面，來選擇和提取資料。

2001 Population Census

TAB on CD-ROM (ad hoc)

Contains 372 commonly used statistical tables. The tables cover a wide range of topics including demographic, household, education, economic, housing, internal migration and home moving, and population sub-group characteristics of the households and population in Hong Kong. There are also geographical breakdown of the statistics by District Council District / Constituency Area and Tertiary Planning Unit / Street Block in selected tables.

MAP on CD-ROM (ad hoc)

Contains a set of digital maps of Hong Kong in commonly used formats. The digital maps for geographical delineation included therein are Coastline of Hong Kong, District Council District / Constituency Area Boundary, Tertiary Planning Unit (and Groupings) Boundary, Small Street Block Group Boundary and New Town Boundary. When used with suitable computer software, the digital maps can be used for geographical presentation of the statistical data contained in the 2001 Population Census - TAB on CD-ROM.

Please call the Demographic Statistics Section at (852) 2716 8025 for matters relating to the purchase of the above two sets of CD-ROM.

Hong Kong CensusPro 2001 (ad hoc)

CensusPro 2001 GIS CD-ROM Package is a powerful knowledge-based product that enables users to perform customer profiling and Customer Relationship Management (CRM) easily and efficiently. CensusPro 2001 includes over 400 statistical tables of the Hong Kong 2001 Population Census provided by the Census and Statistics Department, digital boundary maps, and the superb Geographical Information System (GIS) functions and features. Statistical data on the demographic, economic, education, household and housing characteristics of the population are included and can be easily selected and retrieved through intuitive and easy-to-use application interface.

這光碟產品由 Info Mapping (Hong Kong) Limited 生產及銷售。有關查詢及訂購，請直接與該公司聯絡 (電話：(852) 2779 6088)。

This CD-ROM is produced and marketed by the Info Mapping (Hong Kong) Limited. For enquiries and purchase, please contact the company direct at (852) 2779 6088.

普查易2001共有4種資料輸出模式：主題性地圖、預設格式報表、統計圖表、及檔案匯出(支援數據庫/試算表/純文字等格式)。普查易2001光碟可應用於規劃業務策略、直接市場推廣或宣傳、客戶資料分析，以及作其他的商業性分析等。

SUPERMAP Hong Kong 2001 (不定期)

- 涵蓋全面的人口普查數據，配合最新數碼地圖作介面
- 採用具世界領導地位之地理信息系統進行處理及分析
- 可作多重圖像化分析人口普查數據
- 有助機構進行深入的市場及客戶資訊分析

對外商品貿易

香港對外商品貿易唯讀光碟

列載過去二十五個月的按月貿易統計數字及過往十年的按年貿易統計數字(按年數字只載於周年版)，並包括按貨品類別(「標準國際貿易分類(第四次修訂版)」或「協調制度」、國家/地區及運輸方式劃分的詳細貿易統計數字。

香港船務統計唯讀光碟 (按季產品)

列載自一九九三年以來，按運輸方式、裝運種類、裝貨/卸貨國家/地區及港口、貨品、貨物種類、貨物裝卸地點及與中國內地有關的轉運劃分的貨物及載貨貨櫃吞吐量統計數字。

CensusPro 2001 provides output in mainly 4 ways: thematic maps, formatted reports, bar / pie charts, and export files in dbf / Excel files / text files. CensusPro 2001 can be used in areas like strategic business / service planning, direct marketing and promotion, customer analysis and profiling, and many other business analysis purposes and applications.

SUPERMAP Hong Kong 2001 (ad hoc)

- Covers comprehensive population census datasets with the use of the latest digital maps as interface
- Manipulates and analyses through employing world leading GIS technology
- Provides multiple views of population census data
- Helps organisations with in-depth market analysis or customer profiling through data linkage

External Merchandise Trade

Hong Kong External Merchandise Trade CD-ROM

Contains monthly trade data for past 25 months and annual trade data for past 10 years (annual figures are only available in the annual edition). Detailed statistics classified by commodity (using the Standard International Trade Classification (Revision 4) or the Harmonized System), by country / territory and by mode of transport are also included.

Hong Kong Shipping Statistics CD-ROM (quarterly)

Contains data back-dated to 1993 on cargo and laden container throughput statistics analysed by mode of transport, shipment type, country / territory and port of loading / discharge, commodity, cargo type, cargo handling location and transshipment related to the mainland of China.

這些光碟產品由益百利香港有限公司生產及銷售。有關查詢及訂購，請直接與該公司聯絡(電話：(852) 2839 5388)。

These CD-ROMs are produced and marketed by Experian Hong Kong Limited. For enquiries and purchase, please contact the company direct at (852) 2839 5388.

註釋：# 分別備有中文版和英文版。

有關政府統計處刊物及其他統計產品的最新資料，請瀏覽本處網站內「產品及服務」一節 (www.censtatd.gov.hk/products_and_services/index_tc.jsp)或致電刊物出版組查詢(電話：(852) 2582 3025)。

Notes: # Available in separate Chinese and English versions.

For up-to-date information of the publications and other statistical products of the Census and Statistics Department, please visit the "Products & Services" section on the website of the department (www.censtatd.gov.hk/products_and_services/index.jsp) or call the Publications Unit of the department at (852) 2582 3025.