

統計發展概要

An Outline of Statistical Development

二零零五年版
2005 Edition

有關本刊物的查詢，請聯絡：

政府統計處 綜合統計組 (一) 甲

地址：中國香港灣仔港灣道十二號灣仔政府大樓十九樓

電話：(852) 2582 4733 圖文傳真：(852) 2827 1708

電郵：gen-enquiry@censtatd.gov.hk

Enquiries about this publication can be directed to：

General Statistics Section (1)A

Census and Statistics Department

Address: 19/F, Wanchai Tower, 12 Harbour Road, Wan Chai, Hong Kong, China.

Tel.: (852) 2582 4733 Fax: (852) 2827 1708

E-mail: gen-enquiry@censtatd.gov.hk

政府統計處網站 Website of the Census and Statistics Department

<http://www.info.gov.hk/censtatd/>

本刊物備有印刷版和電子版 (包括唯讀光碟版和下載版)。有關銷售途徑的詳情，請參閱本刊物內第84頁。
This publication is available in both print version and electronic version (including a CD-ROM version and a download version). For details of the purchase channels, please see page 84 of this publication.

抱負、使命和價值取向

Vision, Mission and Values

抱負 Vision

提供高素質的統計服務，為香港的社會和經濟發展作出貢獻。

To provide high-quality statistical services, contributing to the social and economic developments of Hong Kong.

使命 Mission

- 提供充足、切合需要、可靠和及時的統計數據，以協助政府及社會各界進行研究、討論、計劃和決策。

- To provide adequate, relevant, reliable and timely statistics to facilitate research, discussion, planning and decision making within the government and in the community.

- 確保統計數據的編製和發布符合科學原理、專業操守及國際標準。

- To ensure that the compilation and dissemination of statistics are in accordance with scientific principles, professional ethics and international standards.

- 發揚用者為本的文化，確保使用者可以得到有效及方便的服務。

- To promote a user-based culture, ensuring that users can obtain effective and convenient services.

價值取向 Values

- 專業精神
- 客觀中立
- 成本效益
- 尊重私隱
- 與時並進
- 力求卓越

- Professionalism
- Objectivity and neutrality
- Cost-effectiveness
- Respect for privacy
- Progressing with the times
- Commitment to excellence

序言 Foreword



本處按年出版這本刊物，摘要報告政府統計事務體系的工作和發展。政府統計事務體系是由政府統計處及設於各政府部門及決策

局的統計組構成。本刊載錄現時各項統計活動概要及在不久將來的預期發展。

為使讀者更清晰了解各項統計發展，在闡述現在及不久將來的情況時，需同時提供有關過去的資料。然而，鑑於要維持適當的篇幅，在撰寫本刊時，只能從統計處及其他政府部門進行的大量統計工作中，選取部分題材。

經過多年來的不斷努力，我們已建立了一個可以說是相當完備的統計系統。這個系統並已成為香港資訊基建的一個主要環節，在促進香港經濟和社會發展上發揮關鍵性的作用。展望將來，我們將會繼續竭盡所能，為加強各項工作系統而努力，務求提供不斷改良的統計服務。

政府統計處處長
何永煊

二零零五年三月

This publication is issued annually to provide in summary form a report on the work and development of the Government Statistical Service, which comprises the Census and Statistics Department and statistical units established in various government departments and policy bureaux. It depicts the main lines of current statistical activities and planned developments in the near future.

To enable readers to appreciate the various statistical developments, it is necessary to present materials relating to the past as well as to describe the current situation and that in the near future. However, in order to keep the publication to a reasonable size, it is necessary to be selective in deciding what to include, given that numerous statistical activities are undertaken in the Census and Statistics Department and other government departments.

Through untiring efforts in past years, today our statistical system is already quite comprehensive. It has become a prime component of Hong Kong's information infrastructure, playing a key role in furthering the economic and social developments of our society. In the coming years, we will continue to dedicate our utmost effort to strengthening our various work systems with a view to providing ever improving statistical services.

Frederick W. H. HO
Commissioner for Census and Statistics

March 2005

目錄

Contents

頁數 Page

第一部分 政府統計事務體系的組織 及管理

- 1 組織
- 2 財政及人力資源
- 3 法例
- 4 資料發布
- 5 資訊科技的應用
及電子政府措施
- 6 統計研究及素質檢定
- 7 與國際和本地統計社群
的關係
- 8 為其他政府部門提供的
專業協助
- 9 服務市民

Part 1 Organisation and Administration of the Government Statistical Service

- 1 Organisation 7
- 2 Finance and Human Resources 11
- 3 Legislation 14
- 4 Data Dissemination 15
- 5 Application of Information Technology
and E-Government Initiatives 20
- 6 Statistical Research and Quality Assurance 21
- 7 Relationship with the International
and Local Statistical Communities 22
- 8 Professional Assistance Rendered to
Other Government Departments 24
- 9 Serving the Community 24

第二部分 統計發展

- 10 人口
- 11 勞工
- 12 工商業
- 13 物價及住戶開支
- 14 對外貿易
- 15 國民收入及國際收支平衡
- 16 貨幣、銀行、金融
- 17 策略性規劃
- 18 教育
- 19 房屋
- 20 衛生
- 21 社會福利
- 22 治安
- 23 運輸
- 24 社區資訊
- 25 食物及環境衛生
- 26 康樂及文化事務
- 27 水務
- 28 環境
- 29 專題研究

Part 2 Statistical Developments

- 10 Population 27
- 11 Labour 29
- 12 Commerce and Industry 33
- 13 Prices and Household Expenditure 37
- 14 External Trade 39
- 15 National Income and Balance of Payments 43
- 16 Money, Banking and Finance 45
- 17 Strategic Planning 46
- 18 Education 47
- 19 Housing 49
- 20 Health 50
- 21 Social Welfare 51
- 22 Law and Order 53
- 23 Transport 55
- 24 Community Information 56
- 25 Food and Environmental Hygiene 56
- 26 Leisure and Cultural Services 57
- 27 Water Supplies 57
- 28 The Environment 57
- 29 Topical Studies 58

附件

Annex

附件甲	二零零五年一月一日政府統計處的組織表	Annex A	Organisation Chart of the Census and Statistics Department as at 1.1.2005	60
附件乙	統計諮詢委員會	Annex B	Statistics Advisory Board	61
附件丙一	二零零五年一月一日各政府部門統計職位的分布	Annex C1	Distribution of Statistical Posts in the Government as at 1.1.2005	64
附件丙二	二零零五年一月一日政府統計處統計職位的分布	Annex C2	Distribution of Statistical Posts in the Census and Statistics Department as at 1.1.2005	66
附件丁	於二零零四至二零零五年度根據各制定的普查及統計令進行的統計調查	Annex D	Surveys Conducted in 2004-2005 Under Enacted Census and Statistics Orders	68
附件戊	於二零零四至二零零五年度進行的自願參與統計調查	Annex E	Voluntary Surveys Conducted in 2004-2005	70
附件己	二零零五年政府統計處定期性統計數據發布日期一覽表	Annex F	Schedule for Issuing Regular Releases of Statistical Data by the Census and Statistics Department in 2005	72
附件庚一	政府統計處刊物一覽 (截至二零零五年三月三十一日)	Annex G1	List of Publications of the Census and Statistics Department (as at 31.3.2005)	76
附件庚二	政府統計處唯讀光碟產品一覽 (截至二零零五年三月三十一日)	Annex G2	List of CD-ROM Products of the Census and Statistics Department (as at 31.3.2005)	82
附件辛	獲取政府統計處刊物及其他統計產品的方法	Annex H	Means of Obtaining Publications and Other Statistical Products of the Census and Statistics Department	84

1

第一部分 Part One

政府統計事務體系的組織及管理 Organisation and Administration of the Government Statistical Service



政府統計事務體系的組織及管理

Organisation and Administration of the Government Statistical Service

1 組織 Organisation

1.1 政府統計處連同設於各政府部門及決策局的統計組構成政府統計事務體系，是一個提供政府統計服務的網絡。

1.1 The Census and Statistics Department (C&SD) together with statistical units established in various government departments and policy bureaux form the Government Statistical Service (GSS), representing a network for the provision of government statistical services.

1.2 概括而言，供一般用途的統計數據，大部分由政府統計處負責編製。而設於各政府部門和決策局的統計組，則負責特定用途的統計數據(專門用於該部門或決策局的工作上)及在統計運用方面提供支援。

1.2 Broadly speaking, most general-purpose statistics come under the responsibility of the C&SD. The statistical units in various government departments and policy bureaux will take care of specific-purpose statistics (for dedicated use in their respective work) and provide necessary support in the application of statistics.

1.3 政府統計處處長是政府的統計事務總顧問，也是政府統計事務體系的主管，一方面管理政府統計處，另一方面協調各「外調統計組」的工作，以及監督它們的技術水平。統計處處長屬下有一名副處長及五名助理處長，協助執行職務。

1.3 The Commissioner for Census and Statistics is the Government's principal adviser on all statistical matters and the head of the GSS. On the one hand, he fulfills his responsibilities by being the head of the C&SD and, on the other hand, co-ordinates the work of outposted statistical units and monitors their technical standards. He is assisted by a Deputy Commissioner and five Assistant Commissioners in discharging his duties.

政府統計處

1.4 政府統計處分為五個部，每部由一名助理處長擔任主管，各部的職責如下：

The Census and Statistics Department

1.4 The C&SD is organised into five divisions. The functions of these five divisions, each headed by an Assistant Commissioner, are :

(一) **經濟統計(一)部**：負責對外商品貿易統計和價格統計；

(a) **Economic Statistics Division (1)** : This Division deals with external merchandise trade statistics and price statistics;

(二) **經濟統計(二)部**：負責按行業劃分的經濟統計，例如製造業、建造業、運輸業、商用服務業、分銷業、食肆和酒店業等，提供數據範圍包括業務表現、運作特徵和服務貿易方面等情況；亦負責科技、資訊科技在工商業的使用情況和普及

(b) **Economic Statistics Division (2)** : This Division deals with sectoral economic statistics covering such sectors as manufacturing, construction, transport, business services, distributive trades, restaurants and hotels; providing data on such aspects as business performance, operating characteristics and trade in services. It also deals with statistics on science and technology, information

程度，以及港外公司駐港的地區代表等統計；

technology usage and penetration in the business sector, and regional offices in Hong Kong representing companies outside Hong Kong;

(三) **經濟統計(三)部**：負責國民收入統計和國際收支平衡統計；

(c) **Economic Statistics Division (3)** : This Division deals with national income statistics and Balance of Payments statistics;

(四) **社會統計部**：負責人口、勞動人口和其他社會統計數據；籌備及進行人口普查和社會統計調查；以及監察多個政府部門統計組的工作；及

(d) **Social Statistics Division** : This Division deals with demographic, labour force and other social statistics; plans and executes population censuses and conducts social surveys; and oversees the statistical units in a number of government departments; and

(五) **綜合統計部**：負責勞工統計數據和進行就業、薪金總額、工資及人力統計調查；為部門內的資訊科技應用提供支援服務；組織人力資源發展有關活動；處理出版事宜；監察多個政府部門統計組的工作；以及為其他政府部門（尤其是並沒有設立統計組的部門）提供統計專業服務。

(e) **General Statistics Division** : This Division deals with labour statistics and undertakes surveys of employment, payroll, wages and manpower; provides support in applications of information technology in the department; organises human resources development activities; handles publication matters; oversees statistical units in a number of government departments; and provides statistical professional services to other government departments, particularly those where statistical units have not been established.



首長級人員

前排：處長 — 何永煊先生

後排左起：助理處長 — 李榮光先生、劉靜梅女士；副處長 — 馮興宏先生；

助理處長 — 歐陽方麗麗女士、梁錦滔先生、陸志明博士

A photo of directorate staff

Front : Commissioner - Mr. Frederick W. H. HO

Back (from left) : Assistant Commissioners - Mr. Alvin W. K. LI; Miss Josephine C. M. LAU;

Deputy Commissioner - Mr. H. W. FUNG; Assistant Commissioners - Mrs. Lily OU-YANG;

Mr. Dominic K. T. LEUNG; Dr. C. M. LUK

1.5 此外，還有三個科由副處長直接管轄，分別是技術支援科、發展科和行政科。

1.6 政府統計處的組織表見附件甲。

工作方針

1.7 在執行職務時，本處跟隨國際標準和慣用方法。其中一個主要的參照，就是聯合國於一九九四年議決採納的「官方統計基本原則」。在資料發布方面，本處亦遵守國際貨幣基金組織的「發布數據特別準則」。另外，本處人員亦經常參考國際統計學會的「專業操守宣言」。

1.8 作為一個專業部門，本處重視科學化及專業的形象，辦事方面則持着不偏不倚、正直及客觀的態度。在向公眾提供服務時，同時亦重視保持良好服務素質、友善的態度和順暢的溝通。

1.9 有關本處在執行職務時所採用的政策和實踐方法的資料，上載於聯合國統計司的「官方統計優良實踐方法」的網站內(<http://esa.un.org/unsd/goodprac/default.asp>)。這個網站載列參考資料，說明聯合國「官方統計基本原則」的應用，並詳述每個原則背後的基本元素，更就各統計機關為體現這些原則而採取的政策和實踐方法，列舉例子。

其他政府部門及決策局的統計組

1.10 除政府統計處外，統計人員亦派駐 31 個政府部門及決策局，工作範圍包括教育、房屋、衛生、社會福利、治安、運輸和策略性規劃等。外調的統計

1.5 In addition, there are three branches directly supervised by the Deputy Commissioner, namely Technical Secretariat, Development Branch and Administration Branch.

1.6 The organisation chart of the Census and Statistics Department is shown in Annex A.

Guiding principles of work

1.7 In carrying out its various activities, the department follows international standards and practices. In this regard, a central piece of reference is the Fundamental Principles of Official Statistics adopted in 1994 by the United Nations. In the area of data dissemination, the department also complies with the Special Data Dissemination Standard (SDDS) of the International Monetary Fund. In addition, staff of the department also make regular reference to the Declaration of Professional Ethics of the International Statistical Institute.

1.8 As a professional department, the department places emphasis on a scientific and professional image, and always works with impartiality, integrity and objectivity. At the same time, great importance is attached to good quality of service, friendliness and smooth communication in providing services to the public.

1.9 Information on policies and practices which the department adopts in discharging its duties is uploaded on the website on "Good Practices in Official Statistics" maintained by the United Nations Statistics Division (<http://esa.un.org/unsd/goodprac/default.asp>). This website provides reference materials to illustrate the application of the United Nations Fundamental Principles of Official Statistics. It elaborates the essential elements behind each of the Principles and provides examples of policies and practices adopted by statistical authorities for implementing the various elements of the Principles.

Statistical units in other government departments and policy bureaux

1.10 Apart from the C&SD, statistical staff are posted to 31 government departments and policy bureaux. Subject matter areas include education, housing, health, social welfare, law and order, transport and strategic planning, etc. The staff

人員在日常工作上直接向所屬部門負責，但在有需要時，統計處總部會提供專業意見和協助。外調統計人員的招聘、培訓、調派及晉升等事宜，亦由統計處負責。藉着這種安排，各政府部門在統計工作方面的素質水平得以保持。

統計諮詢委員會

1.11 為確保統計工作的發展能適當配合社會上各界的需要，政府於一九七二年成立了統計諮詢委員會。該委員會屬於非法定的諮詢團體，由政府統計處處長擔任主席，委員包括十名非官方委員和三名官方委員。非官方委員分別來自商業、學術和社會各界別，有均衡的代表性，並能綜合數據使用者、原始資料提供者和統計學家三方面的意見。委員會的官方成員包括財經事務及庫務局局長、衛生福利及食物局局長和政府經濟顧問的代表。他們代表政府當局對本港所需的經濟及社會統計數據方面，提供意見。該委員會一直就政府統計事務體系的統計事宜，向統計處處長提供寶貴的意見。委員會於二零零四年六月至二零零六年五月任期內的委員名單，載列於附件乙。

work in and for the departments to which they are posted but resources, in the form of professional advice and assistance, are available to them as necessary from the C&SD headquarters. Moreover, the outposted staff come under the C&SD in such matters as recruitment, training, posting and promotion. Through this arrangement, the quality standard of statistical work across the Government is maintained.

Statistics Advisory Board

1.11 To ensure that the needs of various sectors of the community can be suitably taken into account in the development of government statistical activities, a Statistics Advisory Board was established by the Government in 1972. The Board is a non-statutory advisory body chaired by the Commissioner for Census and Statistics and consists of ten non-official members and three official members. The non-official members offer a balanced representation from businesses, the academia and the community. Views of the three sectors, namely data users, raw data suppliers and statistical scientists are integrated. Representatives of Secretary for Financial Services and the Treasury, Secretary for Health, Welfare and Food and Government Economist serve as the three official members. They represent Government interests for the availability of statistics relating to the economic and social aspects relevant to the Administration. The Board has been providing valuable advice to the Commissioner on statistical matters pertaining to the Government Statistical Service. Membership of the Board for the session from June 2004 to May 2006 is given in Annex B.



統計諮詢委員會委員對統計事務提供極寶貴的意見。

Statistics Advisory Board members provide very valuable advice on statistical matters.

香港特別行政區的統計系統

1.12 中華人民共和國政府於一九九七年七月一日恢復對香港行使主權。香港特別行政區依據「一國兩制」的原則，於該日成立。根據香港特別行政區基本法，香港在回歸後實行高度自治。在統計工作方面，香港特別行政區保留其單獨運作的統計系統，並繼續編製和發布反映香港特別行政區情況的統計數據。政府統計處只對香港特別行政區政府負責，與中國內地的相應部門並無行政上的關係。

Statistical systems of the Hong Kong Special Administrative Region

1.12 The Government of the People's Republic of China resumed its exercise of sovereignty over Hong Kong on 1 July 1997. On this date, the Hong Kong Special Administrative Region (HKSAR) was formed under the "One Country, Two Systems" principle. As stipulated in the Basic Law of the HKSAR, Hong Kong would exercise a high degree of autonomy. In respect of statistical work, the HKSAR maintains its separate statistical systems and continues to compile and disseminate statistical data about the HKSAR. As regards the Census and Statistics Department, it is responsible to the Government of the HKSAR only and there is no administrative relationship between it and the corresponding departments in the mainland of China.

2 財政及人力資源 Finance and Human Resources

編制

2.1 統計人員分別屬於四個職系：統計師職系、統計主任職系、外勤統計主任職系和統計督導職系。統計師職系由統計專業人員組成。統計師策劃及管理統計系統和統計計劃，並督導其他三個職系人員的工作。統計主任主要進行統計運算和協助進行統計分析。外勤統計主任職系人員負責進行各項普查及統計調查的外勤工作。統計督導職系人員協助監督處理貿易報關單及貨物艙單的工作。

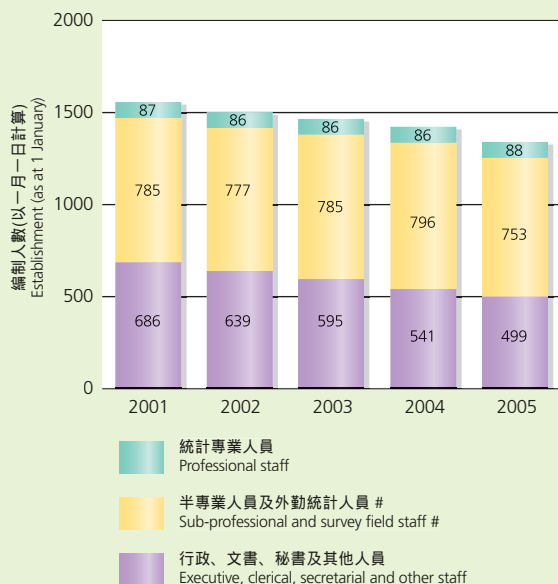
2.2 下圖列出在所示日期政府統計處的編制人數，以及在其他政府部門及決策局的統計職位數目。在二零零五年一月一日，政府統計處的編制人數有 1 340 人，在其他政府部門及決策局的統計職位則有 200 個。各類統計職位的分布詳情，載列於附件丙一及丙二。

Establishment

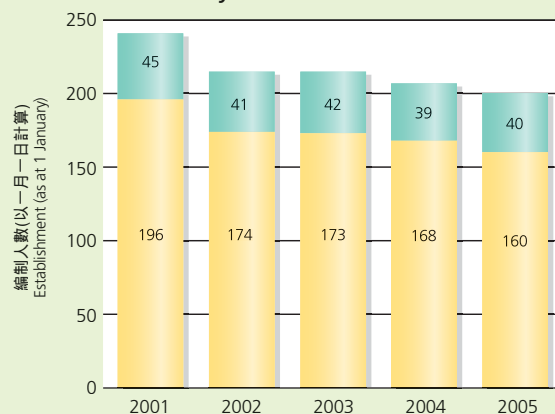
2.1 There are four grades of statistical staff, namely, the Statistician grade, the Statistical Officer grade, the Census and Survey Officer grade and the Statistics Supervisor grade. Professional staff, who constitute the Statistician grade, function as planners and managers of statistical systems and projects, and supervise the work of the other three grades of staff. Staff of the Statistical Officer grade mainly handle statistical computation and assist in statistical analyses. Fieldwork of censuses and surveys is carried out by staff of the Census and Survey Officer grade. Staff of the Statistics Supervisor grade assist in supervising the processing of trade declarations and cargo manifests.

2.2 The following charts show the establishment of the C&SD as at the dates indicated. Figures in respect of statistical posts in various other government departments and policy bureaux are also given. As at 1 January 2005, the establishment of the C&SD was 1 340 and the number of statistical posts in various government departments and policy bureaux was 200. Further details of the distribution of statistical posts are presented in Annexes C1 and C2.

政府統計處的編制*
Establishment of the
Census and Statistics Department*



在其他政府部門及決策局的統計職位編制*
Establishment of Statistical Posts in
Other Government Departments
and Policy Bureaux*



* 數字包括編制外職位。
Figures include supernumerary posts.

政府統計處的編制數字包括處內貿易統計科的統計督導職系人員。
Establishment figures of the C&SD include Statistics Supervisor grade staff in the Trade Statistics Branches of the department.

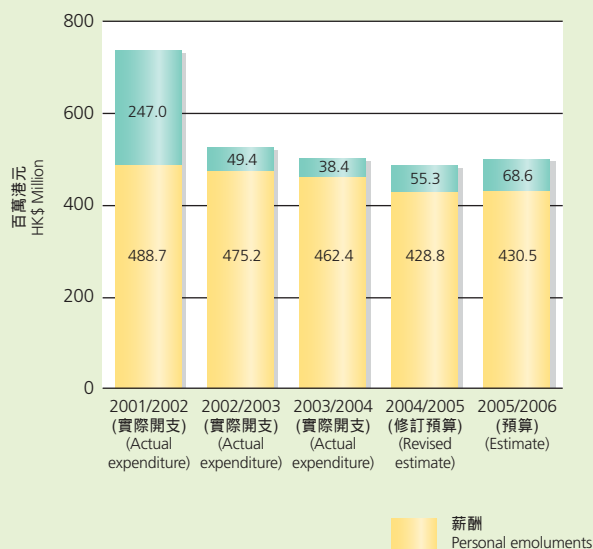
財政

2.3 下圖顯示二零零一至零二年度至二零零五至零六年度的財政數字，可供互相比較。在二零零五至零六年度政府統計處的預算開支為4.991億港元，較二零零四至零五年度的修訂預算增加1,490萬港元。預算增加的開支主要為籌備二零零六年中期人口統計工作的撥款，部分增加的開支已為人手變動和二零零五年公務員減薪所抵銷。在其他政府部門及決策局的統計人員預算薪酬為6,980萬港元。

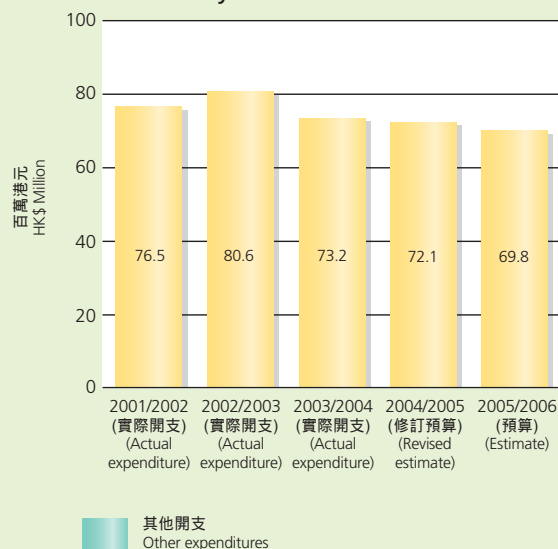
Finance

2.3 The following charts give comparative financial figures for the period 2001-02 to 2005-06. The expenditure of the C&SD in 2005-06 is estimated to be HK\$499.1 million, representing an increase of HK\$14.9 million as compared to 2004-05. This is mainly due to the provision for the preparation work of the 2006 Population By-census, partly offset by the effect of staff changes and 2005 civil service pay cut. The personal emoluments of statistical staff in other government departments and policy bureaux are estimated to be HK\$69.8 million.

政府統計處的財政數字
Financial Figures of the
Census and Statistics Department



在其他政府部門及決策局的統計人員薪酬
Personal Emoluments of Statistical Staff
in Other Government Departments
and Policy Bureaux



員工培訓及發展

2.4 政府統計處十分重視發展其人力資源的潛能，故實施了一系列全面的培訓及發展項目。推行這些項目的主要目的，是培育每一名員工成為協助本處有效運作的一員，並使他們在執行職務時能達致最佳表現，從而建立一支能幹、充滿活力、勇於承擔和積極進取的工作隊伍。

2.5 本處的培訓及發展活動涵蓋以下各個不同層面，務使員工能具備多方面的才能：

- (一) 統計知識(包括理論和實踐方面)；
- (二) 統計管理；
- (三) 一般管理；
- (四) 對特定課題的認識；
- (五) 資訊科技的應用；及
- (六) 語文及溝通技巧。

Staff training and development

2.4 The C&SD attaches great importance to developing its human resources to their full potential through instituting a comprehensive range of training and development (T&D) programmes for its staff. The primary objective of these programmes is to nurture people to maximise individual performance for the effective functioning of the department, thus bringing about a versatile, dynamic, resilient and motivated staff force in the department.

2.5 In order to meet the objective of achieving multiple skills by the staff, the T&D programmes of the department cover the following areas :

- (a) Statistical knowledge, both in theory and practice;
- (b) Statistical management;
- (c) General management;
- (d) Subject matter knowledge;
- (e) Application of Information Technology (IT); and
- (f) Language and communication skills.

2.6 大部分培訓及發展項目由本處自行舉辦或與其他專業團體合辦，亦有一些是由私營培訓機構提供的。以一些與專業知識有關的培訓為例，本處會不時委派員工參加在本地及海外舉行的課程／工作坊、座談會及會議，以鼓勵他們與本處以外的統計學家及統計工作者分享經驗及交流心得。

2.7 除正規的訓練課程外，本處亦安排一些輔助計劃，以便員工能透過分享經驗，鞏固及增進知識，從而提升各項正規培訓及發展活動的有效性。為着類似目的，本處也鼓勵員工在其辦公地點舉行一些定期和不定期的組別會議及討論，以啟發可改善機構管理及其他方面的創新意念。

2.6 Most of the department's T&D programmes are run in-house or in collaboration with other professional bodies while some others are organised by training institutions in the private sector. For professional subjects in particular, staff are sent to attend training courses/workshops, seminars and conferences held locally and overseas. These activities will go a long way in facilitating sharing of experience and exchanging of ideas with scholars and practitioners in statistics outside the department.

2.7 Besides formal programmes, supplementary schemes are also in place to facilitate knowledge consolidation and enhancement among staff members through participation in sharing sessions in their workplace, which in turn helps enhance the effectiveness of various formal T&D activities. For similar purposes, regular and ad hoc sectional meetings and discussions are held at the workplace for generating new, innovative ideas essential for organisational management and advancement.

3 法例 Legislation

3.1 《普查及統計條例》是直接規管政府統計處工作的主要法例，授權政府統計處處長進行人口普查及強制性質或自願參與性質的統計調查。就人口普查及強制性質的統計調查而言，《普查及統計令》以清晰明確的字眼，描述該項普查或統計調查涵蓋的範圍和調查的項目，並規定受訪者必須提供統計令訂明的資料。至於自願參與性質的統計調查，統計處會在展開統計調查前在政府憲報刊登公告。此外，《普查及統計條例》規定任何個人、住戶或公司的資料必須保密。這項保障條文適用於強制性質及自願參與性質的統計調查，有助取得受訪者合作，提供所需資料。附件丁及戊分別載列根據《普查及統計令》進行的統計調查，以及在二零零四至零五年度進行的自願參與性質統計調查。

3.1 The main legislation governing the work of the department is the Census and Statistics Ordinance, which empowers the Commissioner for Census and Statistics to carry out censuses of population and statistical surveys both of mandatory and voluntary nature. For population censuses and mandatory statistical surveys, respondents are required to provide information as specified and promulgated under relevant Census and Statistics Orders which describe in clear and explicit terms details of the survey coverage and items of enquiry in the survey. For voluntary surveys, advance announcement of their implementation has to be made in notifications in the Government Gazette. The Ordinance contains provision for protection of confidentiality of information in regard to individual persons, households or companies. The provision, which applies to surveys of both mandatory and voluntary nature, is important in securing co-operation and willingness of respondents to supply the enquired data. A list of surveys conducted under enacted Census and Statistics Orders and a list of voluntary surveys conducted in 2004-05 are given respectively in Annexes D and E.

3.2 貿易統計是本處一項重要的統計工作。編製貿易統計數據的資料主要來自貿易報關單。根據《進出口條例》，進口及出口貨物人士必須依時填報資料準確的進出口報關單。

3.3 有關統計的法例賦予政府統計處明確及獨立的身分，搜集、分析及發布統計資料。雖然本處是政府內的一個部門，但卻有別於其他負責制定和執行政策的部門。這一獨特的身分，讓其執行工作時更為便利，予人處事公正、客觀的印象。

3.2 Trade statistics constitute a very important part of the work of the department. The Import and Export Ordinance stipulates that importers and exporters are required to submit trade declaration forms, which are main data for compiling trade statistics, in a timely and accurate manner.

3.3 Through enactment of the Ordinances, the C&SD is designated with a clear and independent role in collecting, analysing and disseminating statistical information. While being a government department, the C&SD is to be distinct from other departments of the Government responsible for policy-making and enforcement activities. This positioning of the C&SD in the Government facilitates its work and enables it to be perceived as working in an impartial and objective manner.

4 資料發布 Data Dissemination

資料發布

4.1 本處編製及發布統計數據時，會盡量採用由國際組織頒布及廣受接納的統計定義、概念和方法以及分類制度。這些國際組織包括聯合國、國際勞工組織和國際貨幣基金組織採用國際接納的標準，有助確保所編製的統計數據維持一定的素質水平，並可與其他經濟體系的數據互相比較。

4.2 本處會以發布可信的統計數據，以及保密個別公司、住戶或個人資料的需要為大前提，以不同的形式發布統計調查結果和由各個統計系統得出的統計數字。本處會視乎情況提供統計數據的時間數列，以利便使用者進行分析，也會在合適的情況下，於提供原數列的同時，也提供經季節性調整的統計數據。中文和英文都是香港的法定語文，兩者的應用均十分普遍。因此，本處應用雙語於所有數據發布形式，如統計報告和本處網站等。

Data dissemination

4.1 The department follows closely the widely accepted definitions, concepts and methods on statistical matters and classification systems promulgated by international organisations such as the United Nations, International Labour Organisation and International Monetary Fund (IMF) in compiling and disseminating statistics. The adoption of internationally accepted standards helps ensure a definite level of quality in the statistics compiled and comparability with statistics of other economies.

4.2 Results of statistical surveys and statistics derived from various statistical systems of the department are disseminated in different forms, subject to consideration of reliability of the statistical data concerned and the need to preserve confidentiality of data pertaining to individual firms/households/ persons. Time series of statistics are presented wherever appropriate to facilitate analysis by users. Seasonally adjusted statistics are also presented as far as practicable in addition to the original series. Chinese and English are both official languages in Hong Kong; and they are indeed both popularly in use. Accordingly, bilingualism is adopted in all forms of data dissemination such as statistical reports and the department's website.

發布數據特別準則

4.3 在發布經濟及金融統計數字方面，本處以國際貨幣基金組織在一九九六年正式訂立的「發布數據特別準則」為實務指引。

4.4 國際貨幣基金組織於一九九七年四月接納香港簽署「發布數據特別準則」。這對於維持香港在統計工作方面的國際地位，意義重大。香港簽署「發布數據特別準則」，表示我們在發布經濟和金融數據方面會遵守有關的國際標準，包括數據的範圍、周期性、及時性、誠信性、素質及數據開放予公眾的程度各方面。

4.5 隨着本處在二零零零年發布首份附有詳細組成部分數據的國際收支平衡表，以及在每個季度完結後三個月內發布按季的國際收支平衡表，香港現時已全面符合「發布數據特別準則」的規定，在某些範疇上更超越了有關的標準。本處於二零零二年六月開始發布對外債務數據和國際投資頭寸數據，令香港成為率先符合「發布數據特別準則」最新的數據要求的首批經濟體系之一。

4.6 香港經濟和金融數據的資料和數據發布的慣常做法，登載於國際貨幣基金組織在互聯網上的「發布數據準則告示板」(<http://dsbb.imf.org>)，讓世界各地有更多的人可以獲取有關資料。

發布數據的方法

4.7 為切合數據使用者的不同需要，本處採用多媒體方式發布官方統計數字，以符合易於獲取和迅速傳遞的服務原則。

Special Data Dissemination Standard

4.3 In respect of dissemination of economic and financial statistics, the Special Data Dissemination Standard (SDDS) of the IMF, which was formally established in 1996, serves as a practical guide.

4.4 In April 1997, the IMF accepted Hong Kong's subscription to the SDDS. This was an important matter in regard to maintaining Hong Kong's position in the international statistical community. Having subscribed to SDDS, we have undertaken to follow international standards regarding the coverage, periodicity, timeliness, integrity and quality of disseminated data and access by the public to economic and financial data.

4.5 With the dissemination of the first set of Balance of Payments (BoP) account with detailed components in year 2000 and quarterly BoP account with a time lag of less than three months, Hong Kong is now in full compliance with the SDDS and has even exceeded the SDDS requirements in certain areas. With the start of publication of statistics on external debt and international investment position in June 2002, Hong Kong is among the first group of economies in the world meeting the latest data requirements of the SDDS.

4.6 Relevant information about economic and financial data of Hong Kong and the data dissemination practices is posted on the IMF's Dissemination Standards Bulletin Board on the Internet (<http://dsbb.imf.org>), making them more widely known to people around the world.

Means of data dissemination

4.7 In meeting the divergent needs of data users, the department adopts a multi-media approach to disseminating official statistics, emphasising the service principles of friendly access and prompt delivery.

4.8 本處會就大眾關注的統計數據向傳播媒介發出新聞稿，並且在每年九月公布下一曆年定期統計數列的新聞發布時間表。發布時間表詳列統計處每年約120個新聞發布日期，會分發給傳媒參考，及登載於本處的網站內。二零零五年的時間表載於附件己。過往多年，本處所有新聞稿均按照原定日期發放。

4.9 所有的新聞稿在發放後隨即上載於本處的網站(<http://www.info.gov.hk/censtatd/>)，方便本地及世界各地的人士獲取最新的統計數據。除新聞稿外，一些為大眾所認識的常用統計數字也可在網上取得。

4.10 至於較詳細的統計數字，則連同其涵蓋範圍、定義、方法和資料來源刊載於本處出版的刊物，供市民購買。現時，本處定期出版的刊物約50種，總計每年出版的期數超過200之多。此外，本處亦就社會關心的課題特別出版專題刊物。

4.11 本處亦自行或與私人公司合作製造唯讀光碟產品，以發布大量的數據，包括人口普查／中期人口統計的詳細結果、對外商品貿易數字和船務統計數字。

4.12 就獲取統計產品的方法而言，市民除了可以在本處的刊物出版組購買統計刊物或產品外，亦可以在網上的「香港統計數據書店」(<http://www.statisticalbookstore.gov.hk>)購買統計刊物。「香港統計數據書店」在二零零一年十月推出，是香港特別行政區政府的首個網上書店。這個網上書店提供統計刊物及統計表的下載版本，讓用戶在網上即時付款和下載。網上書店也接受用戶訂購統計刊物的印刷版和經由網上付款。

4.8 For statistics of common interest, the department issues press releases to the media. The schedule for issuing press releases on regular series of statistics for each calendar year is announced by the department in September of the preceding year. The schedule, covering some 120 press releases per year, is distributed to the media and also made known to the general public on the website of the department. The 2005 schedule is given at Annex F. In past years, all releases were made exactly on the scheduled dates.

4.9 All press releases are posted on the C&SD Website (<http://www.info.gov.hk/censtatd/>) shortly after their release, making up-to-date statistics readily accessible to the local public and the international community. Also uploaded on the Website are statistics which should be of general public knowledge. They are posted there as “frequently asked statistics”.

4.10 More detailed statistics, together with descriptions or explanations about coverage, definitions, methodology and sources of data, are readily available to the public in publications. Today, the department publishes about 50 titles of regular publications amounting to over 200 issues each year. Ad hoc publications on topics of current interest to the community are also published.

4.11 To facilitate the dissemination of massive data, viz. detailed results of Population Censuses/By-censuses, merchandise trade figures and shipping statistics, CD-ROM products are produced, either in-house or in partnership with private companies.

4.12 Regarding the means of obtaining statistical products, while users can purchase statistical publications/products from the Publications Unit of the department and by mail order, they can also make the purchase through the online “Statistical Bookstore, Hong Kong” (<http://www.statisticalbookstore.gov.hk>), which was launched in October 2001. First of its kind in the Government of the HKSAR, the Bookstore offers download versions of statistical publications and tables through online payment and delivery over the Internet, as well as accepting orders and payment for print versions.



為切合數據使用者的不同需要，本處採用多媒體方式發布官方統計數字。

To cater for the divergent needs of data users, the department adopts a multi-media approach in disseminating official statistics.

4.13 本處十分重視市民的知情權。大部分本處出版的刊物均已存放於公共圖書館，供市民查閱。此外，本處製備大量宣傳／教育單張、小冊子等，免費派發給市民。這些免費參考資料的下載版存放於本處網站(http://www.info.gov.hk/censtatd/chinese/prod_serv/index2.html)，以供閱覽或下載。如欲獲取這些資料的印刷版，可與本處的刊物主任聯絡(電話：(852) 2582 4736，圖文傳真：(852) 2827 1708，電郵：publications@censtatd.gov.hk)或親臨本處各辦事處的詢問處索取。

4.13 The department devotes much attention to people's right to know. Nearly all publications of the department are placed at the public libraries for public access. Also, a good number of publicity/educational leaflets and pamphlets of the department are available free of charge. Download versions of these free reference materials are available on the website of the department (http://www.info.gov.hk/censtatd/eng/prod_serv/index2.html) for viewing or downloading. Print versions of these materials can be obtained by contacting the Publications Officer of the department (Tel : (852) 2582 4736, Fax : (852) 2827 1708, E-mail : publications@censtatd.gov.hk) or in person at enquiry counters of the offices of the department.

4.14 倘若使用者未能從本處的產品或網站獲得所需的統計數字，可隨時向本處人員查詢。此外，市民亦可以開設戶口使用本處的圖文傳真服務，或在有需要時親臨本處的貿易統計數據服務中心，獲取貿易統計數字。

4.14 Users are welcome to approach staff of the department for assistance in case the statistics they need are not accessible from the products or our website. Besides, users are recommended to use the fax service on statistics by opening an account with the department or visit the Service Centre on Trade Statistics to obtain trade statistics when needs arise.

4.15 政府統計處按年出版《統計產品及服務一覽》，旨在介紹本處的刊物及其他統計產品、本處所提供的服務，以及獲取這些統計產品和服務的方法。這

4.15 To introduce the publications and other statistical products that the department produces, various services it renders and the means of obtaining them, the department issues a *Catalogue of Statistical Products and Services* annually.

概覽備有印刷版及電腦唯讀光碟，免費派發給市民。

政府統計處網站

(<http://www.info.gov.hk/censtatd/>)

4.16 政府統計處的網站在一九九六年三月推出，是最多人瀏覽的香港特別行政區政府網站之一。網站的內容充實，包括最新的本地主要社會經濟數據，以及統計發展的最新資訊。此外，本處的網站亦是一個入門網站，方便互聯網用戶查閱政府其他決策局和部門所編製的官方統計數據。網站推出至今，本處不斷加強其內容和功能，務求更能滿足用戶的需求。網站現有統計表的數列已經延長，並盡可能提供最早統計期的數字。此外，網站亦會不斷加入更多的統計表。其他主要發展包括於二零零二年十一月起提供簡體漢字版及於二零零三年七月加入主要經濟及社會統計指標一節。本處現正為網站進行系統更新，務求不斷豐富網站的內容和提升導覽功能，及為網站用戶提供更多增值服務。全新設計的網站將於二零零五年年底推出。

擴展數據發布的途徑

4.17 一直以來，本處不斷與私營的數據代理公司及資訊服務提供者合作，把香港官方統計數據併入該等公司的增值資訊產品及應用系統內，包括地理資訊系統地圖、經濟及財經數據服務產品等。本處正積極發展這方面的合作安排。在二零零四年，我們已簡化部分關於批核機制的運作程序，藉以提高效率，又製作數據目錄，讓數據代理公司深入了解本處編製的各式各樣統計數字。來年，本處會精益求精，繼續研究擴展發布數據的途徑，進一步推廣官方統計數字在社會上的應用。

It is available in both print and CD-ROM versions for free distribution.

The C&SD Website

(<http://www.info.gov.hk/censtatd/>)

4.16 The C&SD Website, which was launched in March 1996, is a popular website of the Government of the HKSAR. It provides Internet users with up-to-date statistics covering major social and economic aspects of Hong Kong as well as information on recent statistical developments. It also serves as a portal of official statistics compiled by other government departments and policy bureaux. Over the years, the department has been making continuous efforts in enriching the contents and enhancing the functionality of the website so as to better serve users' needs. Data series of all statistical tables have been lengthened as far back as possible to their earliest available time-point and new statistical tables are continuously being added. Other major enhancements include the launch of a simplified Chinese version in November 2002 and the inclusion of a handy summary of key social and economic indicators in July 2003. A revamp of the website is underway to enrich the information contents, enhance the navigation and provide more value-added services to website users. The revamped website is expected to be launched by end 2005.

Expanding the channels of data dissemination

4.17 The department has been making extensive collaboration with data agencies and information providers in the private sector in incorporating official statistics about Hong Kong in their value-added information products and applications (including GIS (Geographic Information System) - mapping, economic and financial data products, etc). The department has adopted a more proactive approach in developing these collaborative arrangements. During 2004, some operational procedures relating to the approval mechanism have been streamlined to enhance efficiency and a data catalog has been developed to enable data agencies to understand the wide array of statistics compiled by the department. In the coming year, the department will continue its efforts in this direction to further promote the use of official statistics in the community by expanding the channels of data dissemination.

5 資訊科技的應用及電子政府措施

Application of Information Technology (IT) and E-Government Initiatives

資訊科技在統計工作的應用

5.1 本處在各個統計過程中廣泛地應用資訊科技，包括抽樣框的更新、資料搜集，以及數據處理、分析和發布。先進科技的應用包括以電腦輔助電話訪問技術進行統計調查，運用地理資訊系統支援人口普查／中期人口統計的外勤工作及透過互聯網提供不同的電子化統計服務，包括數據發布、資料搜集和申請統計服務等。

IT applications in statistical work

5.1 IT is applied extensively throughout the statistical processes including sampling frame maintenance, data collection, data processing, data analysis and data dissemination. Advanced applications include the use of Computer-Assisted Telephone Interviewing technique for conducting survey interviews, the deployment of Geographic Information System to support the fieldwork of population censuses/by-censuses and the use of Internet for the provision of various electronic statistical services including data dissemination, data collection and applications for various statistical services provided by the department.

電子政府措施

5.2 為配合政府發展成為電子政府的政策，本處設立了一個高層次的跨部別工作小組，以制定部門的電子政府政策及統籌部門內部不同科別的電子政府構思和有關的工作。

E-Government initiatives

5.2 In line with the overall E-Government policy, a high level interdivisional working group has been set up to formulate an e-strategy for the department and to co-ordinate e-government ideas and work in various offices within the department.

5.3 本處的電子政府措施主要在數據發布、資料搜集和申請統計服務等三個業務範疇以及內部運作上發展。本處已為所有合適以電子方式傳送的服務提供電子化的服務模式。舉例來說，數據使用者現已可透過「香港統計數據書店」在網上購買和訂閱統計報告和統計表。本處亦為所有適用電子模式傳送的統計調查問卷提供電子版本及為不同的統計服務提供電子表格。同時，本處亦已發展多個「政府與政府」(G2G)應用系統、政府內部的「政府與僱員」(G2E)應用系統及辦公室自動化應用系統，以提升內部運作的效率。

5.3 E-Government developments of the department focus on three main business areas, namely, data dissemination, data collection and application for statistical services as well as internal operations. E-options have been provided for all services amenable to e-submission. For example, data users can now purchase and subscribe to statistical reports and tables online at the "Statistical Bookstore, Hong Kong" electronic questionnaire templates are available for all surveys amenable to e-submission; e-forms are available for online application for various statistical services; and a number of Government-to-Government (G2G) services, government-wide Government-to-Employee (G2E) services and office automation applications have been developed to enhance internal operation efficiency.

5.4 因應製作及推廣使用統計刊物下載版所節省的成本，本處為統計刊物下載版推出一套新的定價政策。香港統計數據書店網站獨家以原價 75% 的售價發售刊物的下載版。在香港統計數據書店

5.4 To benefit users from the savings achieved through producing and promoting the use of download version of publications, the department has been implementing a new pricing policy. Download version of publications can be purchased at 75% of their original prices exclusively at the

網站或政府書店網站購買印刷版，也可享有原價八五折優惠。這個分層級的定價制度與政府為電子服務引入較廉宜收費的政策相符，這政策是政府提升電子服務使用量的主要措施之一。本處將會不斷致力推廣電子政府服務，從而讓使用者能節省金錢和時間。

5.5 為營造一個有助內部業務電子化及加快電子政府發展的工作環境，政府最近全面展開一項「資訊科技設施普及計劃」。本處將於二零零五年內實施這計劃。

資訊科技策略

5.6 資訊科技日新月異，為統計工作帶來新的契機，以提高效率，並推動業務程序重組和系統整合。根據於二零零四年完成的資訊科技策略研究中的建議，本處已制定多項策略性計劃，若得到有關的資源分配，將可在未來五年內逐步推行。

online "Statistical Bookstore, Hong Kong". Print versions if purchased online are also offered at a discount, at 85% of their original prices at the Statistical Bookstore as well as the Government Bookstore. This tiered pricing structure is in line with the Government's differential pricing policy which is one of the main measures adopted to improve the usage of e-services. The department will continue its efforts in promoting the use of e-government services and users are expected to benefit from saving of both time and money.

5.5 To create an e-enabled work environment, which facilitates internal business to be conducted electronically and helps accelerate the development of e-government, a government-wide Accessibility Programme has been recently rolled out. The department will implement the programme in 2005.

IT strategy

5.6 IT advancement would open up new application opportunities in statistical work for efficiency improvement, business process re-engineering and systems integration. Following the recommendations of the Information Systems Strategy Study, which was completed in 2004, the department has drawn up IT strategic plans for progressive implementation in the coming five years, subject to the availability of funding provision.

6 統計研究及素質檢定 Statistical Research and Quality Assurance

6.1 政府統計處對其他政府統計機構及國際組織所應用的統計技術和統計管理方法，進行研究，以尋求合適方法，應用於本地政府統計工作中。研究重點包括季節性調整時間數列的方法、統計素質控制及數據發布方法等。

6.2 本處不斷致力貫徹提供高素質統計服務的承諾，就各個統計系統的表現，定期進行檢定工作。在有關的檢定過程中，本處會參照國際經驗，以確保所有數據的編製和發布均符合科學原理、專業操守及國際標準。

6.1 The C&SD undertakes studies on statistical techniques and management methods developed or employed by other government statistical authorities and international organisations with a view to identifying appropriate practices for possible adoption in local government statistical work. Areas of study include seasonal adjustment of time series, statistical quality control and data dissemination practices.

6.2 Continued and dedicated effort is made by the department in meeting the pledge of providing quality services. Regular review on the performance of various statistical systems is conducted. In the process, the department draws upon international experiences and strives to ensure that statistics are compiled and disseminated in accordance with scientific principles, professional ethics and international standards.

7 與國際和本地統計社群的關係

Relationship with the International and Local Statistical Communities

國際會議和交流訪問

7.1 要掌握國際統計社群的最新發展，本處的統計專業人員多年來一直積極參與有關的國際會議、工作坊、研討會及工作小組。此外，本處的統計專業人員與其他統計機構亦不時作交流訪問，就不同的技術性項目討論及交流意見和經驗。

7.2 近年香港和中國內地在發展和協調統計事宜方面的聯繫日趨緊密。為有助日後安排雙方合作和交流統計事宜，本處與中華人民共和國國家統計局已於二零零三年四月一日就定期和內地統計機關接觸達成協議。該協議就本處和國家統計局(包括其省級和市級的附屬局)的直接接觸釐定程序和原則。

International conferences and exchange visits

7.1 To keep abreast of developments in the international statistical community, statistical professional officers of the department have been actively participating in international conferences, workshops, seminars and working groups. There are also exchange visits between statistical professional officers of this department and other statistical agencies to discuss and exchange views and experience on a variety of technical issues.

7.2 There have been increasingly closer ties between Hong Kong and the mainland of China in the development and co-ordination of statistical matters in recent years. To facilitate future arrangements for co-operation and exchanges on statistical matters, an agreement on regular contacts with statistical authorities in the mainland was signed between the department and the National Bureau of Statistics of China (NBS) on 1 April 2003. The agreement lays down procedures to be followed in making direct contacts between this department and the NBS, including its subordinating bureaux at the provincial and city levels.



政府統計處助理處長陸志明博士(前排左一)及統計師彭建忠先生(第四排左二)出席二零零四年九月在加拿大舉行的第十九屆沃爾堡小組服務業統計會議。
Dr. LUK Chi-ming, Assistant Commissioner (first from left of front row) and Mr. Keith PANG, Statistician (second from left of fourth row) of the Census and Statistics Department attending the 19th Voorburg Group Meeting on Service Statistics held in Canada in September 2004.



中華人民共和國商務部代表團於二零零四年九月訪問本處。
Delegation from the Ministry of Commerce of the People's Republic of China visiting the department in September 2004.

參與國際統計組織事務

7.3 為與著名國際機構和先進經濟體系的統計機關維持和發展緊密的雙邊關係，本處內一些同事也是國際統計組織的活躍成員。這些組織包括英國皇家統計學會及國際統計學會等。其中，政府統計處處長何永煊生獲選為國際統計學會理事，任期由二零零一年至二零零五年。他亦正擔任亞洲及太平洋區國際比較方案區域諮詢委員會主席。在國際貨幣基金組織的邀請下，助理處長歐陽方麗麗女士目前是該組織轄下的國際收支平衡統計委員會成員之一，而部門內的一位高級統計師亦為該委員會轄下直接投資統計技術專家組的成員。

參與香港統計學會事務

7.4 在本地方面，本處的統計專業人員亦積極參與香港統計學會的事務，出任該學會的執行委員會、各項活動的籌備委員會和工作小組成員。

7.5 自二零零二年五月，香港統計學會接辦由英國皇家統計學會在香港舉行的統計專業考試，所有由香港統計學會發出的證書均認為完全等同於皇家統計學會發出相同學歷程度的證書。這發展標誌着香港建立本地統計專業評審和考試制度的一個重要里程碑。由二零零四年五月舉行的一輪考試開始，香港統計學會已就普通證書及高級證書的考試提供中文版試卷予考生選擇。政府統計處處副處長馮興宏先生為香港統計學會考試委員會的主席。

Participating in affairs of international statistical organisations

7.3 To maintain and develop strong bilateral relationships with statistical offices of renowned international organisations and advanced economies, some of our colleagues are active members of various international statistical organisations such as the Royal Statistical Society (RSS) of the United Kingdom and the International Statistical Institute (ISI). In particular, Mr. Frederick W. H. HO, Commissioner for Census and Statistics, has been elected Council Member of the ISI for the term 2001 to 2005. He is also currently the Chairman of the Regional Advisory Board for the International Comparison Program for Asia and the Pacific. Besides, at the invitation of the International Monetary Fund (IMF), Mrs. Lily OU-YANG, Assistant Commissioner, is serving as a member of the IMF's Committee on Balance of Payments Statistics, and a Senior Statistician of the department is serving as a member of the Direct Investment Technical Expert Group of the Committee.

Participating in affairs of the Hong Kong Statistical Society (HKSS)

7.4 Locally, statistical professional officers of the department have also been participating actively in the affairs of the HKSS by serving on the Executive Committee, organising committees and working groups of various projects undertaken by the Society.

7.5 Since the taking over of the examination from the RSS of the United Kingdom by the HKSS in May 2002, all the certificates issued by the HKSS are recognised as of a standard equivalent to the certificates issued by the RSS for the same levels of qualification. This development marks an important milestone in the establishment of a local accreditation and examination system for statistical professionals in Hong Kong. As from the May 2004 round of examination, Chinese papers have been introduced for selection by candidates sitting the examinations of the Ordinary Certificate and the Higher Certificate. Mr. H. W. FUNG, Deputy Commissioner for Census and Statistics, is the Chairman of the HKSS Examination Board.

8 為其他政府部門提供的專業協助

Professional Assistance Rendered to Other Government Departments

8.1 本處為政府進行的各項統計活動提供專業意見。此等工作部分是由調派到各政府部門和決策局的統計人員執行。至於沒有統計專業人員派駐的政府部門或決策局，本處會在有需要時提供專業協助，包括就應用統計數據方面和進行統計調查時應採用的正確方法提供意見。

8.2 在處理各方面的公共事務上，統計的應用相信會不斷增加。本處會繼續為各政府部門和決策局提供有關編製、應用及闡釋統計數據的專業協助，以便有關當局就公共事務制定政策及作出決定，使公眾得到高素質的服務。

8.1 The C&SD advises on statistical activities within the Government. This is put into effect partly through the arrangement of outposted statistical staff in many government departments and policy bureaux. For those departments or policy bureaux without professional statistical staff, the C&SD renders professional assistance as necessary, by advising on such aspects as application of statistics and adoption of proper methods in conducting statistical surveys.

8.2 Increasing use of statistics is expected in various aspects of public affairs. Professional assistance will continue to be provided to other departments and policy bureaux in the compilation, application and interpretation of statistics to facilitate policy formulation and decision making on public issues as required for providing quality services to the community.

9 服務市民 Serving the Community

服務承諾

9.1 服務市民是本處一項持續而長遠的承諾。為配合政府致力改善公共服務的工作方針，本處於一九九三年起，每年透過出版《服務承諾》小冊子，公布我們就提供各項服務所承諾的標準。

Performance Pledge

9.1 It is a continuous, long-term commitment of the department to serving the community. We have been releasing our annual performance pledges in the form of a booklet entitled *Performance Pledge* since 1993, in line with the government's efforts in improving services to the public. The standards of services that may be expected of the department are detailed therein.

增進與原始資料提供者及數據使用者的融洽關係

9.2 本處能夠成功編製準確和及時的統計數據，主要有賴原始資料提供者的合作，提供高素質的數據。為爭取和保持這些人士對各統計調查的支持，本處自一九九九年開始經常與他們舉行座談會，並拜訪一些主要機構。本處亦定期與一些主要數據使用者接觸，以確保統計工作的發展能適當配合他們的需求。

Strengthening rapport with raw data suppliers and statistical data users

9.2 Our success in producing accurate and timely statistics largely rests on the co-operation of raw data suppliers in furnishing quality data. To gain and maintain their support for various statistical surveys, the department has been conducting discussion sessions with them and paying courtesy visits to prominent organisations from time to time since 1999. Regular meetings with major data users have also been conducted to ensure that their demands can be suitably taken into account in the development of government statistical work.

9.3 在建立新統計系統和計劃進行新統計調查前，本處會向統計數據使用者和有可能成為原始資料提供者的人士（例如統計調查的訪問對象）進行諮詢。這樣做既可搜集使用者對數據需求的意見，也可評估從原始資料提供者獲取所需資料的可行性和了解他們的填報負擔。

貿易事宜客戶聯絡小組及顧客意見調查

9.4 本處其中一項主要工作是根據貿易報關單及貨物艙單上的資料編製貿易及有關的統計數字。本處自一九九四年起，設立了「貿易事宜客戶聯絡小組」，聽取客戶對本處服務的意見。小組成員來自各界，包括貿易數據使用者和使用本處貿易報關單或貨物艙單遞交服務的機構。此外，本處每年都會進行顧客意見調查，搜集顧客對本處的貿易統計數據服務中心的意見。

推廣統計認知

9.5 統計在社會上的應用愈來愈普及，公眾對統計的正確認識因而更形重要。因此，本處不斷致力加強大眾對官方統計數字的認知，以及對統計概念和方法的了解。本處經常舉辦不同類型的推廣統計認知活動，以迎合社會上不同階層人士（包括中學生、中學教師、大專學生、政府人員、傳媒工作者及市民大眾）的需要。這些活動主要包括舉辦統計講座、研討會、課程和展覽，以及出版教育性單張／小冊子和有關統計知識的文章。

9.3 In establishing new statistical systems and planning to conduct new surveys, the department also conducts consultations with both users of statistical data and prospective raw data suppliers (such as survey respondents) where appropriate. This has the advantage of tapping the users' views on data requirements, assessing the feasibility of obtaining the required information and understanding the reporting burden of the raw data suppliers.

Customer Liaison Group on Trade Matters and customer opinion surveys

9.4 One main area of work of the department is to compile trade and other related statistics from information contained in trade declarations and cargo manifests. The department has been operating a Customer Liaison Group on Trade Matters (CLG) since 1994 to obtain customers' opinions on the services provided by the department. The CLG comprises personnel from various sectors who are either users of trade statistics or users of services provided by the department in the lodgement of trade declarations or cargo manifests. Customer opinion surveys are also conducted annually to collect opinions of customers visiting the Service Centre on Trade Statistics of the department.

Promotion of statistical literacy

9.5 With the widespread use of statistics in the community, it is becoming more important for members of the public to have a proper understanding of statistics. Hence, the department has been making continuous efforts in promoting a higher level of awareness of official statistics and understanding of statistical concepts and methodologies. A variety of activities for promoting statistical literacy have been organised to cater for the needs of different sectors in the community (e.g. secondary students, secondary school teachers, tertiary students, civil servants, media workers and members of the public). Such activities mainly include the organisation of statistical talks, seminars, courses and exhibitions, and publication of educational pamphlets/leaflets and statistical articles.

2

第二部分 Part Two

統計發展 Statistical Developments



統計發展

Statistical Developments

10 人口 Population

人口數據系統與人口普查

10.1 香港自一九六一年起，每十年進行一次人口普查；而在兩次人口普查中間，則進行一次中期人口統計。人口普查及中期人口統計的目的是搜集有關人口的數目及其社會、經濟特徵和地區分布情況的最新基準性資料。

10.2 從人口普查和中期人口統計得到的統計數據，對政府在規劃和制定政策方面，特別是有關教育、房屋、交通、醫療及社會服務的政策，尤為重要。此外，私人機構亦會運用這些數據釐定業務方針。

10.3 人口普查及中期人口統計提供基準性的人口數據，並且是細小分區及人口分組資料的重要來源。這些基準資料，再加上其他行政系統的資料（例如出生、死亡及出入境記錄）及抽樣統計調查（特別是持續進行的「綜合住戶統計調查」）的結果，連結成一個人口統計數據資料庫，資料可用作編製人口估計及其他眾多用途。

二零零六年中期人口統計

10.4 二零零六年中期人口統計的計劃在經過廣泛諮詢後已落實。二零零六年中期人口統計將於二零零六年七月十五日至八月一日的十八天期間內進行，有關中期人口統計各方面的詳細籌劃工作，包括抽樣設計及外勤工作等已展開。本處亦正就中期人口統計數據項目的問題提問方法、定義和分類進行諮詢。

The population data system and population censuses

10.1 It is established practice in Hong Kong since 1961 to conduct a population census every ten years and a by-census in the middle of the intercensal period. The purpose of population censuses/by-censuses is to obtain up-to-date benchmark information on the size and socio-economic characteristics of the population and on its geographical distribution.

10.2 The statistical data obtained from population censuses/by-censuses are vital to government planning and policy formulation, particularly in such fields as education, housing, transport, medical and social services. The data are also important to the private sector for formulating business strategies.

10.3 Population censuses/by-censuses provide benchmark population data while also serving as the prime sources of data for small areas and population sub-groups. These benchmark data, taken together with statistics generated from administrative systems (such as birth, death and passenger movement records) and sample surveys (in particular the continuous General Household Survey), provide a population statistical database which serves the purpose of compiling population estimates as well as a multitude of other purposes.

2006 Population By-census

10.4 The plan of the 2006 Population By-census was finalised after extensive consultations. The 2006 Population By-census will be conducted during the 18-day period from 15 July to 1 August 2006. Detailed planning work on various aspects of the By-census, including sampling design, fieldwork operation, etc is underway. Further consultation on the questioning approach, definition and classification of data topics in the By-census is being conducted.

10.5 本處正發展電腦系統，以支援中期人口統計的各項任務，包括分派工作、聘用臨時統計員、輸入數據等。除了更廣泛使用地理訊息系統技術支援外勤工作外，本處亦正研究透過電子方式搜集數據的可行性。

10.6 二零零六年中期人口統計的測試性統計調查暫定於二零零五年七月至八月間進行，以測試問卷設計、問題提問方法及運作程序等。

人口估計及人口推算

10.7 本處繼續於統計時點後兩個月內發布使用「居住人口」方法編製的臨時人口估計以供參考，而經修訂的人口估計會在其後六個月再公布。換言之，年中及年底的人口估計會每半年公布一次。

10.8 本處根據有關的登記系統所搜集的資料，繼續編製出生、死亡和婚姻統計數據，並每年公布有關人口的重要指標。

10.9 本處以二零零三年年中人口估計為人口基數，結合有關生育、死亡和人口遷移模式的最新資料所編製的一套人口推算已於二零零四年六月公布。推算結果、推算方法及假設詳載於已出版的《香港人口推算 2004-2033》報告書內。而載有香港人口現在及未來的死亡狀況的《香港人口生命表 1998-2033》報告書亦同時出版。

10.10 根據過往人口普查/中期人口統計的結果及最新的人口推算，一套住戶推算數字已在二零零四年十月號《香港統計月刊》內一篇題為「至二零三三年的香港家庭住戶推算」的專題文章內發布。

10.5 Computer systems are being developed to support the whole range of By-census activities, from allocation of assignments and recruitment of temporary field workers to data capturing. While Geographic Information System technology will be used more extensively in supporting field operation, study is being conducted to explore the feasibility of using electronic means to collect data.

10.6 A pilot survey of the 2006 Population By-census is tentatively scheduled in July/August 2005 to test the questionnaire design, questioning approach and operational procedures.

Population estimates and population projections

10.7 Provisional population estimates compiled using the "resident population" approach continue to be released for reference within two months after the reference time-point. Revised estimates are released after a further six months. That is to say, population estimates are released at half-yearly intervals for the mid-year and year-end positions.

10.8 Birth, death and marriage statistics continue to be compiled based on data collected through the relevant registration systems, with important demographic indicators published every year.

10.9 Combining the mid-2003 population estimate as the population base with the latest information on fertility, mortality and movement patterns of the population, a set of population projections had been prepared and was released in June 2004. The report *Hong Kong Population Projections 2004-2033* was published to present the projection results along with the projection methodology and assumptions in detail. Published at the same time was the report *Hong Kong Life Tables 1998-2033*, which contained details on the present and future mortality conditions of Hong Kong residents.

10.10 Based on the results of the past Population Censuses/By-censuses and the most up-to-date population projections, the results of a set of household projections were announced in a feature article "Hong Kong Domestic Household Projections up to 2033" in the October 2004 issue of the *Hong Kong Monthly Digest of Statistics*.

11 勞工 Labour

勞動人口、就業及空缺統計

11.1 本處經由不同的統計調查的結果編製有關就業統計數字。其中，經由「綜合住戶統計調查」和「僱傭及職位空缺按季統計調查」所編製的就業統計數字，更經常為數據使用者所引用。

11.2 「綜合住戶統計調查」是持續進行的抽樣統計調查，搜集有關勞動人口、就業、失業及就業不足等方面的資料。這項統計調查大致上涵蓋全港總人口，直接從一個覆蓋全港的屋宇單位樣本內的住戶搜集有關勞動人口的資料。除面談訪問方式外，「綜合住戶統計調查」亦採用「電腦輔助電話訪問」方式以搜集資料。

Labour force, employment and vacancy statistics

11.1 The department has been compiling employment figures based on results obtained from different surveys. Among these, the employment statistics compiled from the General Household Survey (GHS) and those from the Quarterly Survey of Employment and Vacancies (SEV) are most frequently referred to by data users.

11.2 Conducted on a continuous basis, the GHS is a sample survey aiming at collecting information on the labour force, employment, unemployment and underemployment. The survey covers virtually the total population of Hong Kong. It collects data on the characteristics of the labour force directly from households in a sample of quarters scattered over the whole territory. Apart from face-to-face interviewing, the Computer-Assisted Telephone Interviewing (CATI) approach is also adopted for data collection in the GHS.



本處應用的「電腦輔助電話訪問」技術有助提高統計調查工作的效率。

The Computer-Assisted Telephone Interviewing technique adopted by the department helps enhance efficiency in conducting statistical surveys.

11.3 在進行每次「僱傭及職位空缺按季統計調查」時，不同行業的機構單位均被抽選構成樣本，並從被抽中的機構單位搜集就業人數、職位空缺數目及業務性質等資料。這項統計調查所得的就業人數統計數字，加上職位空缺資料，反映各行業的勞工需求。該統計調查亦提供不同行業按區議會分區的就業人數和機構單位數目。

11.3 For each round of the SEV, a sample of establishments from different industries is selected. Information on employment, job vacancies and nature of business is collected from the selected establishments. Together with data on vacancies, the employment statistics derived from the SEV show the demand for labour for individual industries in the economy. The SEV also provides statistics on employment and number of establishments analysed by District Council district in different industries.

11.4 由於「僱傭及職位空缺按季統計調查」沒有涵蓋建造業，本處另外進行一項「建築地盤就業人數按季統計調查」收集地盤工人的就業及空缺資料。於二零零四年年初開始，該統計調查涵蓋範圍已擴大至包括機電工人，以及所有機電工程署和環境保護署轄下的建築地盤的各類地盤工人。

11.5 為提高工作效率處理每季約 55 000 至 60 000 被抽中的商戶，本處鼓勵「僱傭及職位空缺按季統計調查」的被訪者透過郵寄、傳真、電郵或音頻電話回應系統交回問卷。之後，本處會使用「電腦輔助電話訪問」技術去跟進未回應的個案，及採用「光學文字辨認」技術和電腦輔助編碼系統來處理問卷。為減輕被訪者的負擔及更有效地調配資源，本處已在二零零四年年初精簡了統計調查中行業資料更新及職位空缺的填報要求。

11.6 本處每月發表對上三個月期間的失業和就業不足統計數據。至於經由「僱傭及職位空缺按季統計調查」所編製的就業及職位空缺統計數字則按季發表。值得一提的是本處採用「X-11 自迴歸 - 求和 - 移動平均」(X-11 ARIMA)方法計算及發表經季節性調整的失業率，從而可更清楚反映失業的基本趨勢。

11.7 「綜合住戶統計調查」和「僱傭及職位空缺按季統計調查」所編製的就業統計數字各有本身的用途和優點。但是就反映按行業劃分的本地整體就業分布情況而言，上述兩項統計調查都各有一些局限。故本處利用統計方法將這兩種數據協調，從而編製一套「就業綜合估計數字」，以補該兩種數據的不足。「就業綜合估計數字」的數列自一九九七年三月起按年於《香港統計月刊》內以

11.4 To supplement the coverage of SEV for the construction industry, a separate Employment Survey of Construction Sites is conducted quarterly to collect information on manual workers at construction sites. The survey coverage has been expanded to include electrical and mechanical manual workers, and all manual workers at construction sites under the charge of the Electrical and Mechanical Services Department and the Environmental Protection Department since early 2004.

11.5 For operational efficiency in a survey with a sample size of about 55 000 to 60 000 establishments in each quarter, respondents of SEV are encouraged to complete and return the questionnaires by mail, fax, e-mail or through a touch tone telephone response system. CATI technique is used to follow up outstanding cases. The optical character recognition (OCR) technique and a Computer-Assisted Coding system are employed in processing the questionnaires. To reduce respondent burden and to redeploy resources more effectively, the reporting requirements on industry updating and job vacancy have been simplified since early 2004.

11.6 While unemployment and underemployment statistics covering the latest three-month period are published every month, employment and vacancy statistics compiled from the SEV are published on a quarterly basis. It is worth mentioning that seasonally adjusted unemployment rate derived using the X-11 ARIMA method is also published so as to better reflect the underlying trend of unemployment.

11.7 The GHS and SEV employment data have their own uses and merits. However, each set is subject to some limitations in reflecting the territory-wide employment structure by industry. Hence, a set of Composite Employment Estimates (CEE) is compiled by reconciling the GHS and SEV estimates under a statistical framework to serve such purpose. The series of CEE has been published annually in the form of a feature article in the *Hong Kong Monthly Digest of Statistics* since March 1997. In 2004, a review of the compilation methodology of the CEE was started so as to facilitate

專題文章的形式發表。本處於二零零四年開始了對「就業綜合估計數字」編製方法的檢討工作，以便於二零零五年對該數列進行改進和更新。

11.8 本處於二零零三年將「綜合住戶統計調查」的外勤工作與本處各外勤隊伍的工作重整後，已精簡有關的工作流程，同時亦提高了搜集及處理「綜合住戶統計調查」數據的工作效率，因而節省部分人力資源。

11.9 本處根據截至二零零三年的資料，編製了二零零四年至二零二三年的勞動人口推算。推算的結果已於二零零四年十一月公布。

11.10 為配合二零零六年中期人口統計的籌備工作，「綜合住戶統計調查」採用的各項概念及定義將會進行檢討。

工資及勞工收入統計

11.11 本處定期經由「勞工收入統計調查」和「經理級與專業僱員（高層管理人員除外）薪金及僱員福利統計調查」，編製有關不同行業的工資/薪金和薪金總額的統計數字。

11.12 「勞工收入統計調查」按季經由涵蓋各行業的機構單位樣本，搜集指定職業的工資數據和所有僱員的總薪金總額，並編製和發表按行業分類的督導級及以下職業的工資率和工資指數，以及按行業分類的薪金總額指數，用以反映勞工價格和勞工收入的變動。

11.13 本處正就近年勞動市場結構轉變，檢討「勞工收入統計調查」涵蓋的行業及職業範圍。

enhancement and updating of the CEE statistical series scheduled for 2005.

11.8 Subsequent to the re-organisation of the GHS fieldwork among different field teams in the department in 2003, the relevant workflow has been streamlined and the operational efficiency in the collection and processing of GHS data has been improved since then. As a result, some manpower savings were achieved.

11.9 The department had compiled the labour force projections covering the period 2004 - 2023 with reference to data up to 2003. The projections were released to the public in November 2004.

11.10 Various concepts and definitions adopted in the GHS will be reviewed in connection with the planning of the 2006 Population By-census.

Wages and labour earnings statistics

11.11 The department has been compiling wages/salaries and payroll statistics covering different sectors of the employment via the Labour Earnings Survey (LES) and the Survey of Salaries and Employee Benefits - Managerial and Professional Employees (Excluding Top Management) (or Managerial Salary Survey) regularly.

11.12 The LES is conducted quarterly for collecting data on wage of selected occupations and total payroll via a sample of establishments from various industries. Wage rates and wage indices for selected occupations at supervisory level or below by industry as well as payroll indices of all employment by industry are compiled and published for indicating the change in labour price and labour earnings.

11.13 Review of the industry and occupation coverage of the LES is in progress so as to gear to the change in the labour market structure in recent years.

11.14 至於每年六月有關經理及專業僱員的薪金及附帶福利的統計數字，則是經由「經理級與專業僱員（高層管理人員除外）薪金及僱員福利統計調查」搜集數據而編製及發布。當中本處亦編製兩項薪金指數系列，即薪金指數（甲）及薪金指數（乙）。前者反映僱員薪金水平的一般變動，不但包括留任同一公司內同一職位人士的變動，更包括因僱員流動而引致的變動。後者則只量度留任同一公司內同一職位人士的薪金水平變動，故此能反映因一般薪金遞增、工作表現及年資而增薪的薪金變動。

11.15 一般來說，工資及勞工收入統計數據可提供有用的參考資料，作為釐定薪金調整幅度、估計勞工成本，以及進行經濟分析之用。

11.16 本處自二零零四年五月起，向政府部門就訂定外判合約聘用的非技術工人及非公務員合約內的非技術僱員的最低工資，提供統計支援。

人力統計

11.17 為協助職業訓練局確定本港各行業類別的人力及訓練需求，本處協助該局進行各項有關個別行業類別的人力統計調查。這些統計調查大部分是每兩年進行一次。

11.18 本處亦在有需要時，向有關政府部門及決策局提供統計支援，以助檢討及制定人力資源政策。

11.14 As regards salary of managerial and professional employees, statistics on their salaries and fringe benefits in every June are compiled and published via data collected from the Managerial Salary Survey. In particular, two salary index series, viz. Salary Index (A) and Salary Index (B) are compiled. The former aims to reflect the general changes in salary levels, not only including changes for employees remain in the same occupation of the same company, but also changes resulting from employee movements across companies. The latter measures changes in salary levels only for employees remain in the same occupation of the same company, and thus reflecting changes due to general increment, meritorious increase and gain in seniority.

11.15 Generally speaking, wages and labour earnings statistics are useful reference for making salary adjustment, estimating labour cost and conducting economic analyses.

11.16 Statistical support has been given to government departments in determining the minimum wages for non-skilled workers in out-sourcing service contracts and non-skilled non-civil service contract (NCSC) staff since May 2004.

Manpower statistics

11.17 The department has been conducting manpower surveys on behalf of the Vocational Training Council for the Council to assess manpower requirements and training needs in different industries/sectors. These surveys are mostly organised in a two-year cycle where a survey in respect of a specific industry/sector is repeated every two years.

11.18 The department also provides statistical assistance to relevant government departments and policy bureaux to support manpower policy reviews and formulation where appropriate.

12 工商業 Commerce and Industry

按年經濟統計調查計劃

12.1 本處進行按年經濟統計調查，提供資料作量度本港各類經濟活動的結構轉變之用，並配合其他來源所得的資料，編製本地生產總值。

12.2 整個按年經濟統計調查計劃包括就下列各類經濟活動而進行的統計調查：

- (一) 工業生產；
- (二) 屋宇建築、建造及地產；
- (三) 批發、零售、進口與出口貿易、食肆及酒店；
- (四) 運輸及有關服務；及
- (五) 倉庫、通訊、銀行、金融、保險及商用服務。

Programme of Annual Economic Surveys

12.1 Annual economic surveys are conducted to provide information for gauging structural changes in various activities of the economy and, together with data from other sources, for compiling the Gross Domestic Product (GDP).

12.2 The programme of annual economic surveys (PAES) comprises separate surveys covering the following economic activities :

- (a) industrial production;
- (b) building, construction and real estate;
- (c) wholesale, retail and import and export trades, restaurants and hotels;
- (d) transport and related services; and
- (e) storage, communications, banking, financing, insurance and business services.



12.3 本處繼續安排由同一位外勤統計職員向一些獲選參與多項統計調查的大機構搜集數據。這項安排有助減輕受訪者的填報工作。

12.3 The department continues the arrangement of enumerating prominent firms sampled in more than one economic survey by the same field officer. This arrangement helps reduce respondent burden.

12.4 為了節省資源，由二零零五年開始，按年經濟統計調查計劃的樣本單位數目已減至合共約 12 000 個機構單位。

12.4 Starting from 2005, the sample size of PAES has been reduced to about 12 000 establishments in total so as to achieve resources savings.

12.5 二零零三年度按年經濟統計調查計劃的發布日期在二零零四年提前了約三個星期。各有關的統計調查報告書已在二零零五年年初出版。

各行業統計調查及統計數據

12.6 除了按年經濟統計調查外，本處亦進行多項按月及按季經濟統計調查，以提供及時的經濟指標及用於編製按季本地生產總值的數據。

12.7 在二零零四年，本處將「業務展望按季統計調查」結果的發布時間提前約七日。為了更完善地提供概略反映香港業務狀況的領先指標，本處已在二零零五年採用新的統計調查的固定樣本。

12.8 為提高建造工程總值估計的精確程度，本處已就「建造工程完成量按季統計調查」建立了一個新的抽樣框，並自二零零四年的統計季度起採用。

12.9 有關法律、會計、核數及簿記服務的生產者價格指數數列已於二零零三年開始發布。為了反映物流服務的發展，四個組成行業的生產者價格指數亦由二零零四年開始發布。這些行業分別是：

- (一) 航空貨運代理業；
- (二) 陸路貨運業；
- (三) 海上貨運代理業；及
- (四) 貨櫃碼頭、貨櫃裝卸及貨櫃租賃服務業。

12.10 本處定期發布製造業勞工生產力指數和六個選定服務行業的勞工生產力指數。在二零零四年，勞工生產力指數的發布時間較二零零三年提前了兩個月。

12.11 本處已編製旅遊服務附屬帳目。此帳目有助量度訪港旅遊對本地生產總值的貢獻。

12.5 The release dates of the results of the 2003 round of PAES were further advanced by about three weeks in 2004. In addition, the related survey reports were published in early 2005.

Other sectoral surveys and statistics

12.6 In addition to annual economic surveys, monthly and quarterly surveys of various economic sectors are conducted to provide prompt economic indicators as well as to provide data for the compilation of quarterly estimates of GDP.

12.7 In 2004, the release of the results of the Quarterly Business Tendency Survey was advanced by about seven days. To better provide a broad leading indicator of the business situation in Hong Kong, a new panel sample of the survey was put into use in 2005.

12.8 To enhance the precision of the estimates on gross value of construction work, a new survey frame for the Quarterly Survey of Construction Output has been constructed and adopted as from the survey reference quarters of 2004.

12.9 Producer price indices (PPIs) series in respect of legal, accounting, auditing and bookkeeping services have been released since 2003. PPIs of four component industries have also been released since 2004 so as to tie in with the development of logistics services. They are :

- (a) air cargo forwarding services industry;
- (b) land freight transport industry;
- (c) sea cargo forwarding services industry; and
- (d) container terminals, haulage of container and container leasing industry.

12.10 Labour productivity indices (LPIs) for the manufacturing sector and six selected service industries are regularly released. The release of LPIs in 2004 was advanced by two months as compared to 2003.

12.11 To help gauge the contribution of inbound tourism to Gross Domestic Product, a set of Tourism Satellite Accounts was compiled.

12.12 本處正計劃編製香港資產管理的統計數字，這些數字將有助量度及掌握該行業的經濟表現和貢獻。

其他主要經濟統計調查

12.13 「海外公司駐香港的地區代表按年統計調查」提供主要的統計數字，以反映香港以外公司在香港成立地區總部、地區辦事處及當地辦事處的情況。本處會繼續改善這項統計調查的方法，以期在不斷變遷的環境下，滿足數據使用者的需求。

香港標準行業分類

12.14 以聯合國的標準為藍本的「香港標準行業分類」在一九九零年開始使用，作為香港各經濟活動單位行業分類的標準。最新的版本為「香港標準行業分類 1.1 版」。

12.15 本處出版一套載列詳盡行業分類表及說明的手冊，供公眾人士選購。另外，一本名為《香港標準行業分類 1.1 版—行業編碼索引》的小冊子（備有印刷版及下載版）可供免費索取，方便行業編碼及名稱檢索。

12.16 本處於二零零四年曾研究聯合國發出的「所有經濟活動的國際標準行業分類第四修訂版」草擬，並收集了處內用戶及其他部門用戶的意見，提交聯合國統計部門參考。這第四修訂版計劃於二零零七年推出，本處會參考其最新定稿的內容，檢討「香港標準行業分類 1.1 版」。

機構單位記錄庫

12.17 機構單位記錄庫是一個載有本港約 35 萬個活躍機構單位的電腦化資料庫。該記錄庫內的資料，是根據本處統

12.12 Plans are in hand to compile statistics of asset management of Hong Kong to help gauge and monitor the economic performance and contribution of this industry.

Other major economic survey

12.13 The Annual Survey of Regional Offices Representing Overseas Companies in Hong Kong provides the key statistics for reflecting the situation of regional headquarters, regional offices and local offices set up in Hong Kong by companies outside Hong Kong. Continuous enhancements are being introduced to this survey to meet the changing needs.

Hong Kong Standard Industrial Classification

12.14 The "Hong Kong Standard Industrial Classification" (HSIC), adapted from the United Nations' standards, was introduced in 1990 to serve as a standard framework for the industrial classification of economic units in Hong Kong. The latest version is "Hong Kong Standard Industrial Classification Version 1.1" (HSIC V1.1).

12.15 A set of manuals which contains the detailed classification lists and descriptions on industries is published for sale to the general public. A free booklet entitled *HSIC V1.1 – Index of Industry Codes* is also available in both print and download versions to facilitate quick searching of industry codes and titles.

12.16 In 2004, a study was conducted on the draft version of the International Standard Industrial Classification of All Economic Activities (ISIC) Revision 4 of United Nations. Views on the draft classification framework were collected from various users within the department and from other departments. Comments were subsequently forwarded to the United Nations Statistics Division. The HSIC V1.1 will be reviewed with reference to the latest version of the Revision 4, which is scheduled for introduction in 2007.

Central Register of Establishments

12.17 The Central Register of Establishments (CRE) is a computerised database containing information of some 350 000 active establishments in Hong Kong. Information

計調查的結果及有關政府部門的行政記錄而更新的。

12.18 機構單位記錄庫為本處的商業機構統計調查提供一個抽樣框，亦為其他政府部門及公眾人士提供個別機構單位的可披露資料作統計調查及其他有關應用。可披露資料包括機構單位的名稱、地址、業務類別及僱員人數組別。

12.19 公眾人士可付費申請索取機構單位的可披露資料，有關資料是以一個記錄庫隨機樣本名單的形式提供。另外，亦可透過一個配對程序提取指定機構單位的可披露資料。

12.20 除商業機構記錄庫外，本處亦設有電腦化建築地盤記錄庫，作為各項有關建築地盤統計調查的抽樣框。

kept in the CRE is updated through feedback from surveys of the department and administrative returns from relevant government departments.

12.18 The CRE serves mainly as a sampling frame for surveys on business establishments conducted by the department. It also provides disclosable particulars on individual establishments to other government departments and the general public for conducting statistical surveys and other relevant applications. Disclosable particulars include the name, address, type of business and employment size class of an establishment.

12.19 The general public can apply to obtain the disclosable particulars of establishments at a charge in the form of a random sample listing of the CRE, or through a matching procedure to extract disclosable particulars of specified establishments.

12.20 Apart from the CRE for business establishments, a computerised register of construction sites is also maintained as a survey frame for statistical inquiries on construction sites.

科技統計

12.21 本處編製的科技統計指標，涵蓋範圍包括研究及發展的投入、科技人力資源、專利、對外科技流動、科技著作及科技創新。備妥的指標正分階段公布。

Science and technology statistics

12.21 Science and technology (S&T) statistical indicators, covering research and development (R&D) inputs, human resources in S&T, patents, external technology flow, S&T publications and technological innovation are compiled. Available indicators are being published in phases.



本處編製多項的科技統計指標。
The department compiles a wide range of science and technology statistical indicators.

12.22 本處進行「工商業創新活動按年統計調查」，以搜集工商業機構內研究及發展和創新活動的資料。二零零三年度的統計調查報告已於二零零四年十一月初發布，而二零零四年度統計調查的資料搜集工作，亦已於二零零五年二月展開。

12.22 An Annual Survey of Innovation Activities in the Business Sector (ASIA) is conducted to collect data on R&D and innovation activities in the business sector. The report of the 2003 ASIA was released in early November 2004. Data collection for the 2004 ASIA has started in February 2005.

12.23 二零零四年度「資訊科技在工商業的使用情況和普及程度按年統計調查」及二零零四年度「資訊科技的使用情況和普及程度主題性住戶統計調查」的結果，已一併於二零零四年十二月初發布。該兩項統計調查二零零五年度的資料搜集工作，將在二零零五年四 / 五月展開。

12.23 Results of the 2004 Annual Survey on Information Technology Usage and Penetration in the Business Sector and the 2004 Thematic Household Survey on Information Technology Usage and Penetration were released together in early December 2004. Data collection for the 2005 round of the two surveys will start in April/May 2005.

12.24 本處正計劃整理有關的統計數字，以便從知識型經濟的角度衡量香港的情況。

12.24 It is planned to collate statistics to measure Hong Kong as a knowledge-based economy.

13 物價及住戶開支 Prices and Household Expenditure

消費物價指數

13.1 本處按月編製四項消費物價指數數列，以反映住戶普遍購買的消費商品及服務的價格變動情況。甲類、乙類和丙類消費物價指數是根據不同開支組別的住戶的開支模式編製的，而綜合消費物價指數是根據以上三項指數涵蓋的所有住戶的整體開支模式而計算。

Consumer Price Indices

13.1 Four series of Consumer Price Index (CPI) are compiled monthly to reflect changes in the price level of consumer commodities and services generally purchased by households. The CPI(A), CPI(B) and CPI(C) are compiled based on the expenditure patterns of households in different expenditure ranges. The Composite CPI is derived based on the aggregate expenditure pattern of all households covered by the above three CPIs.



一名統計員正搜集商品的零售價格，以編製消費物價指數。

An enumerator collecting retail prices of commodities for compiling the Consumer Price Index.

工資及材料成本指數

13.2 本處按月編製兩項分別以二零零三年四月和一九九五年六月為基期的公營建築工程工資及材料成本指數數列，相關的數字每月在憲報內刊登。此外，本處亦按月編製一些選定建築材料的平均價格。

住戶開支統計調查

13.3 新一輪的「住戶開支統計調查」已於二零零四年十月展開。統計調查為期一年，以顧及可能影響消費開支的季節性因素。統計調查報告書將於二零零六年年中出版。

13.4 本處將根據「二零零四至零五年住戶開支統計調查」的結果，更新用來計算消費物價指數的住戶開支模式。以二零零四至零五年度為基期的消費物價指數數列約在二零零六年四月公布。

國際比較方案

13.5 香港正參與由世界銀行統籌的新一輪國際比較方案。這個比較方案提供基準數據以衡量不同貨幣的購買力平價，從而令本地生產總值及一些其他重要經濟總體數字可作更佳的跨經濟體系比較。本處正搜集二零零五年的價格數據。目前香港為亞太區區域諮詢委員會主席。香港亦會參與「扣環比較」項目，此乃將亞太區的價格水平與世界其他地區比較的技术機制。

Cost of labour and materials indices

13.2 Two series of index numbers of the costs of labour and materials used in public sector construction projects, with April 2003 and June 1995 as their respective base periods, are compiled and published monthly in the Government Gazette. In addition, average prices for selected building materials are also compiled on a monthly basis.

Household Expenditure Survey

13.3 A new round of Household Expenditure Survey has been launched in October 2004. It will last for a whole year until September 2005 so as to take into account seasonal factors which may affect consumer spending. The survey report will be published in mid-2006.

13.4 The expenditure patterns of households used in compiling the CPIs will be updated when the results of the 2004/05 Household Expenditure Survey are available. The 2004/05-based CPI series will be released around April 2006.

International Comparison Program

13.5 Hong Kong is participating in a new round of the International Comparison Program co-ordinated by the World Bank, which provides data for measuring Purchasing Power Parities among different currencies and hence enabling better cross-economy comparison of Gross Domestic Product (GDP) and some other important economic aggregates. Collection of prices for 2005 is underway. Currently, Hong Kong is chairing the Regional Advisory Board for Asia Pacific. Hong Kong will also take part in the "Ring Comparison", which is the technical mechanism to link the price levels in the Asia Pacific region to those in other regions of the world.

14 對外貿易 External Trade

商品貿易統計

14.1 對外商品貿易統計數字是根據進出口報關單上的資料編製而成。在二零零四年，本處處理了約 1 800 萬份報關單和 900 萬份貨物艙單。

14.2 每月的對外商品貿易數字，大約會在該月完結後四星期內透過新聞稿發布，內容包括整體貿易數字及按貨品及國家/地區分析的詳細貿易統計數據。而貿易指數則在隨後三至四星期發布。

商品貿易統計數字發布

14.3 本處正不斷致力拓展商品貿易統計資料的發布途徑，特別是透過電子媒介發布資料的方法。除以新聞稿形式發布外，貿易統計數據亦透過中英文雙語對照的貿易統計報告及電腦打印表發布。用戶亦可到本處的貿易統計數據服務中心，透過一個簡單易用的電子查閱數據系統查閱詳細貿易統計數字。若使用者需要大量貿易資料作分析及研究之用，亦可要求本處把所需的貿易統計數據抄錄在磁帶或磁碟上，以便利用電腦作進一步的處理。本處亦和私營公司合作，使用唯讀光碟發布每月商品貿易統計數字。

Merchandise trade statistics

14.1 External merchandise trade statistics are compiled from import/export declarations lodged by importers and exporters. During 2004, some 18 million import/export declarations and 9 million cargo manifests were processed.

14.2 Every month, merchandise trade statistics, which include figures at aggregate level and detailed trade statistics by commodity and country/territory, are disseminated by way of a press release in about four weeks after the reference month. This is followed by the release of trade index numbers in another three to four weeks.

Dissemination of merchandise trade statistics

14.3 Continuous efforts are being made to enhance the means of disseminating merchandise trade statistics, particularly through the electronic media. Apart from press releases, trade statistics are disseminated by bilingual publications and computer printouts. Users may also visit the Service Centre on Trade Statistics of the department for access to detailed merchandise trade statistics using a user-friendly electronic data retrieval system. For certain analysis and research purposes where large volume of merchandise trade data are required, users may obtain trade statistics in the form of diskettes or magnetic tapes to facilitate further processing by computer. The department also disseminates merchandise trade statistics on CD-ROM on a monthly basis in partnership with a private company.



市民在貿易統計數據服務中心查閱商品貿易統計數字。
Members of public visiting the Service Centre on Trade Statistics for access to merchandise trade statistics.

商品貿易統計數字分類

14.4 「香港進出口貨物分類表（協調制度）」是進出口報關所用的分類表。該分類表完全參照世界海關組織所編訂的「貨物分類及編號協調制度（簡稱協調制度）」而制定。分類表會每年更新一次，以配合協調制度的改變。

14.5 本港採用聯合國所制定的「標準國際貿易分類（第三次修訂版）」，作為編製商品貿易統計報告之用。標準國際貿易分類較適用於經濟分析。雖然按協調制度分析的貿易統計數據並沒有在貿易統計報告中發表，但本處可應市民的要求提供該等數據。

與中華人民共和國海關總署的合作方案

14.6 根據中華人民共和國海關總署與本處在二零零零年十一月簽訂的合作方案，彼此同意互相提供商品貿易統計數據，並交流統計方法和統計實務經驗。

以電子形式遞交貿易文件服務

14.7 政府電子貿易服務供應商數目已增至兩家。由二零零四年起，進出口商可從兩家服務供應商提供的電子報關服務或紙張轉電子報關服務，選擇合適的服務遞交進／出口報關單。然而，電子艙單服務仍只有一家服務供應商。

14.8 空運及鐵路運輸的貨物艙單由二零零四年七月十七日起，已全面採用電子方式遞交。

14.9 與此同時，處理電子貨物艙單後端電腦系統的改善工作亦已接近完成。另一方面，政府將就發展電子道路艙單或其他可便利跨界路運交通的貿易文件

Classification of merchandise trade statistics

14.4 The Hong Kong Imports and Exports Classification List (Harmonised System) is used for import and export declaration purpose. It is a full adoption of the Harmonised Commodity Description and Coding System (HS) developed by the World Customs Organisation. The classification list is updated annually to align with changes in the Harmonised System.

14.5 The Standard International Trade Classification (SITC) Revision 3 developed by the United Nations is used for merchandise trade statistics reporting. The SITC is more suitable for economic analysis. Trade statistics analysed by the HS are also available to the public upon request even though they are not published in trade statistics reports.

Co-operation programme with the Customs General Administration of the People's Republic of China

14.6 According to the programme of co-operation agreed between the Customs General Administration of the People's Republic of China and the department in November 2000, provision of merchandise trade statistics to each other and exchange of views on statistical methods and practical experience were made.

Electronic submission service for trade-related documents

14.7 The number of service providers for the Government Electronic Trading Services has been increased to two. Starting from 2004, importers/exporters can choose to subscribe to the electronic service or paper-to-electronic conversion service provided by either service provider for submitting import/export declarations. However, there remains only one service provider for the Electronic Cargo Manifest Service.

14.8 Full implementation of electronic submission of cargo manifests for air and rail modes has been effected as from 17 July 2004.

14.9 In parallel, the enhancement of back-end computer system for processing cargo manifests is near completion. On the other hand, the implementation of electronic road cargo manifests or alternative scheme for processing trade documents

處理方案進行深入研究，並全面諮詢業界。

有關對外貿易的統計調查

14.10 本處透過「涉及外發中國內地加工貿易統計調查」搜集資料，計算有關出口往中國內地、由內地進口及原產地為內地的轉口貨品的外發加工比重。統計調查的結果摘要，分別按季載於《香港對外商品貿易》及按年載於《香港對外商品貿易回顧》內。

14.11 「轉口貿易統計調查」提供貨物轉口毛利比率的估計，作為編製本地生產總值之用。

14.12 本處進行「進口貿易保險費及運費統計調查」，以編製一套以離岸價計算的進口貨值，用相同的貨值計算方法比較不同國家／地區之間的貿易流量。

14.13 本處根據「進出口價格按月統計調查」就選定商品所搜集得的價格資料，每月編製進出口價格指數。把進出口價格指數併入貿易統計中的單位價格指數系統內計算，有助為量度對外貿易價格變動提供最佳的指標。

14.14 本處將會研究把「進出口價格統計調查」納入貿易統計調查「電腦輔助電話訪問」系統內的可行性，以簡化工作流程。

服務貿易及離岸貿易統計

14.15 本處編製香港服務貿易統計數字，並作為以開支面計算的本地生產總值中的組成部分公布。

14.16 由二零零二年開始，本處出版按年《香港服務貿易統計報告》，按較詳細的服務項目及目的地／來源地分項發表詳細的服務貿易按年統計數字。本處

to facilitate cross-boundary road cargo traffic will be explored with full consultation with the industry.

Surveys related to merchandise trade

14.10 The Survey on Trade Involving Outward Processing in the Mainland of China is conducted to assess the proportion of merchandise trade related to outward processing in the mainland of China with regard to exports to the Mainland, imports from the Mainland and re-exports of the Mainland origin. Summary results of the survey are published quarterly in the *Hong Kong External Merchandise Trade* and annually in the *Annual Review of Hong Kong External Merchandise Trade*.

14.11 The Survey of Re-export Trade provides estimates of rate of re-export trade margin of goods which are used in the compilation of GDP.

14.12 The Survey on Insurance and Freight Costs for Import Trade is conducted to produce statistics on "free on board" (f.o.b.) value of imports of goods for comparison of trade flow between countries/territories on a common basis of valuation.

14.13 Import and export price indices are compiled monthly for selected commodities using price data collected from the Monthly Import and Export Price Survey. The price indices are incorporated into the unit value index system of trade statistics to give a better measure of price movements in external trade.

14.14 With a view to streamlining the operation, the feasibility of including the Import and Export Price Survey in the trade surveys Computer-Assisted Telephone Interview (CATI) system will be studied.

Trade in services and offshore trade statistics

14.15 The department has been compiling statistics on Hong Kong's trade in services and publishing them as components of the expenditure-based Gross Domestic Product (GDP).

14.16 Starting from 2002, the department releases detailed annual trade in services statistics, with more detailed breakdown on the service items and also with breakdown by destination/source, in the annual *Report on Hong Kong Trade*

亦同時按年公布按服務類別及目的地劃分的香港離岸貿易統計數字。由於香港離岸貿易的快速發展，本處在二零零三年開始搜集更多與離岸貿易有關的數據，並在二零零四年出版的按年《香港服務貿易統計報告》內作為補充統計數字公布。

船務及貨物統計

14.17 本處繼續按季出版《香港船務統計》報告。船隻統計數字是由海事處根據船長或受委託的船務代理遞交的一般事項申報表編製，而貨物和貨櫃統計數據則從船務公司遞交給本處的貨物艙單中抽取一些託運貨物作為樣本編製而成。

14.18 本處操作一個綜合統計系統以編製港口貨物及貨櫃的統計數據。這系統有助於詳細分析海運與河運貨物及貨櫃之間的關係，從而對港口貨物及貨櫃運輸的發展有更全面的了解。

經濟發展及勞工局港口航運物流發展組統計組

14.19 設於經濟發展及勞工局港口航運物流發展組的統計組就發展組進行的多項有關港口航運和物流的研究，提供支援服務。在二零零四年，統計組就「香港港口規劃總綱二零二零研究」提供統計方面的支援，其中一項工作是更新香港港口的貨運量預測。該項研究於二零零四年十一月完成。

工業貿易署統計組

14.20 工業貿易署統計組主要負責編製和分析有關紡織品貿易的統計數據，這些數據對工業貿易署執行紡織品出口管制及維繫對外貿易關係甚為重要。統計

in Services Statistics. At the same time, Hong Kong's offshore trade statistics with breakdowns by type of service and destination are also released on an annual basis. In the light of rapid development in Hong Kong's offshore trade, more requisite data related to offshore trade have been collected since 2003 and are published as supplementary statistics in the annual *Report on Hong Kong Trade in Services Statistics* in 2004.

Shipping and cargo statistics

14.17 *The Hong Kong Shipping Statistics* report continues to be published quarterly. Shipping statistics are compiled by the Marine Department based on general declarations submitted by ship masters or authorised shipping agents for declaring entry and clearance. Cargo and container statistics are compiled based on a sample of consignments listed in the cargo manifests supplied by shipping companies to this department.

14.18 The department operates a consolidated statistical system for compiling port cargo and container statistics. The system facilitates more detailed cross analysis for the seaborne and river cargo and container statistics so that a more comprehensive picture on port cargo and container development can be obtained.

Statistical Unit of the Port, Maritime and Logistics Development Unit, Economic Development and Labour Bureau

14.19 The statistical unit established in the Port, Maritime and Logistics Development Unit (PMLDU) in the Economic Development and Labour Bureau provides support to the PMLDU in conducting various studies and research relating to the port, maritime and logistics sector. In 2004, the unit has provided statistical support to the Study on Hong Kong Port - Master Plan 2020. One of the tasks of the study, among other things, is to update the port cargo forecasts of Hong Kong port. The Study was completed in November 2004.

Statistical Unit of the Trade and Industry Department

14.20 The statistical unit of the Trade and Industry Department (TID) is mainly responsible for compiling and analysing statistics related to the textiles trade, which are important for TID in enforcing textiles export control and fostering external

組會因應需要，為工業貿易署內各科提供統計諮詢和技術支援服務，並就特別專題進行研究。

commercial relations. It also provides statistical advisory and technical support services to various branches in TID and conduct research studies on special topics as and when required.

15 國民收入及國際收支平衡 National Income and Balance of Payments

本地生產總值

15.1 本處編製和發表按開支組成部分和按經濟活動劃分的本地生產總值，數據分別以當時市價和固定（二零零零年）市價計算。按開支組成部分劃分的本地生產總值的按年數列追溯至一九六一年，按季數列則追溯至一九七三年。就按經濟活動劃分的本地生產總值而言，以當時價格計算的按年數列追溯至一九八零年，以固定（二零零零年）價格計算的按季數列則追溯至二零零零年。

15.2 於每年三月出版的本地生產總值年刊載錄至上一年度為止本地生產總值的詳細數據。按開支組成部分劃分的按季本地生產總值數字在統計季度後約兩個月內於本地生產總值季刊發布。以固定價格計算按經濟活動劃分的按季本地生產總值的數字在統計季度後約三個月內發布。

15.3 本處編製新的統計數字，以反映四個主要行業（即金融服務、貿易及物流、旅遊和工商業支援及專業服務）對香港經濟的貢獻。有關這四個主要行業對本港經濟貢獻及就業情況的最新分析，已刊載在二零零五年三月出版的《香港統計月刊》一份專題文章中。

15.4 本處正研究國民經濟核算中編製非直接計算的金融中介服務的最新國際發展，以應用在香港的國民經濟核算統計數字上。

Gross Domestic Product

15.1 The department compiles and publishes the Gross Domestic Product (GDP) by expenditure component and by economic activity at both current and constant (2000) market prices. Annual series of GDP by expenditure component dating back to 1961 and quarterly series dating back to 1973 are published. For GDP by economic activity, annual series at current prices begins at 1980 while quarterly series at constant (2000) prices begins at 2000.

15.2 The annual report on GDP published in March each year contains detailed GDP figures up to the previous year. The quarterly GDP by expenditure component are released around 2 months after the reference quarter in the quarterly report on GDP. The quarterly constant price GDP by economic activity are available around 3 months after the reference quarter.

15.3 A new data series has been compiled to reflect the economic contribution of the Four Key Industries, viz. the financial services, trading and logistics, tourism together with producer and professional services to the Hong Kong economy. An article analysing the latest economic contribution and employment situation in respect of the Four Key Industries was published in the March 2005 issue of the *Hong Kong Monthly Digest of Statistics*.

15.4 The latest international development of compilation of Financial Intermediation Services Indirectly Measured in national accounts statistics is being studied with a view to incorporating this development into the national accounts statistics of Hong Kong.

15.5 本處採用「綜合貿易及本地生產總值預測模型」，協助政府就香港經濟情況按季作最新預測。

本地居民生產總值

15.6 本處自一九九三年統計期已編製按年的本地居民生產總值，而按季的本地居民生產總值則由一九九九年第一季統計期開始編製。

15.7 由於從不同來源取得更多相關的資料，編製對外要素收益流動中僱員報酬流入及流出的方法已經改良。本地居民生產總值及對外要素收益流動的修訂數列已於二零零五年三月發布。

國際收支平衡統計

15.8 本處跟從國際貨幣基金組織「發布數據特別準則」的要求，編製及發布國際收支平衡表、國際投資頭寸報表和對外債務統計。按季的國際收支平衡表是由一九九九年第一季統計期開始編製，而按年的國際收支平衡表則可以追溯至一九九八年統計期。此外，按年的國際投資頭寸報表是由二零零零年統計期開始編製，而按季的對外債務統計則由二零零二年第一季統計期開始編製。有關的詳細統計數字均刊載於《香港國際收支平衡統計》季刊內。

15.5 The “Integrated Trade and GDP Forecasting Model” is operated by the department to assist the Government in preparing quarterly updates of economic forecasts for the Hong Kong economy.

Gross National Product

15.6 Annual Gross National Product (GNP) has been compiled since the reference period of 1993, while quarterly GNP is compiled as from the reference period of the first quarter of 1999.

15.7 With the availability of more relevant data obtained from various sources in recent years, the methodology for compiling inflows and outflows of compensation of employees (CE) in external factor income flows (EFIF) has been enhanced. Revised series of GNP and EFIF were released in March 2005.

Balance of Payments statistics

15.8 The department compiles and disseminates Balance of Payments (BoP) account, International Investment Position (IIP) statement and External Debt (ED) statistics in accordance with the requirements stipulated in the Special Data Dissemination Standard of the International Monetary Fund (IMF). While quarterly BoP account is compiled as from the reference period of the first quarter of 1999, annual BoP account can be dated back to the reference period of 1998. Furthermore, annual IIP statement is compiled as from the reference period of 2000, whereas quarterly ED statistics are compiled as from the reference period of the first quarter of 2002. Details of these statistics are published in the quarterly report *Balance of Payments Statistics of Hong Kong*.



國際收支平衡統計數據在分析一個經濟體系的對外交易活動上，非常有用。

BoP statistics are useful for analysing external transactions of an economy.

15.9 編製國際收支平衡表、國際投資頭寸報表和對外債務統計所需的數據主要來自「對外申索、負債及收益統計調查」。自一九九八年統計期開始發布的詳細對外直接投資統計，亦是根據該統計調查所搜集的數據而編製。最新的《二零零三年香港對外直接投資統計》年報已於二零零五年一月出版。

15.10 國際貨幣基金組織將於二零零八年出版用以編製及發布國際收支平衡表和國際投資頭寸統計的新版手冊。在未來數年，本處將積極參與此項發展工作。

15.11 國民收入及國際收支平衡統計統籌委員會定時開會，以統籌有關編製及發展國民收入及國際收支平衡統計工作的事宜。委員會成員包括財政司司長辦公室轄下的經濟分析及方便營商處的經濟分析部和香港金融管理局的代表及本處的專業人員。

15.12 本處參與了由國際貨幣基金組織進行的「二零零三年協調有價證券投資統計調查」。本處將繼續參與該統計調查系列。

15.9 Data required for compiling BoP account, IIP statement and ED statistics are mainly collected from the Survey of External Claims, Liabilities and Income (SECLI). The data from SECLI have also been used for the compilation of detailed external direct investment statistics since the reference year of 1998. The latest annual report on *External Direct Investment Statistics of Hong Kong 2003* was published in January 2005.

15.10 A new version of the manual for compilation and dissemination of BoP account and IIP statistics will be published by the IMF by 2008. In the coming few years, the department will actively participate in this development.

15.11 Meetings of the Co-ordinating Committee on National Income and Balance of Payments Statistics (CCNB) are conducted regularly to co-ordinate matters relating to the compilation and development of National Income and BoP statistics. Members of the CCNB include representatives from the Economic Analysis Division of the Economic Analysis and Business Facilitation Unit under the Financial Secretary's Office and the Hong Kong Monetary Authority, as well as professional officers of the department.

15.12 The department has participated in the 2003 round of the IMF's Coordinated Portfolio Investment Survey (CPIS). The department will continue to participate in the series of CPIS.

16 貨幣、銀行、金融 Money, Banking and Finance

16.1 香港金融管理局（金管局）向持牌銀行、有限制牌照銀行及接受存款公司搜集金融及銀行統計數據。此外，金管局亦定期搜集有關匯率、利率及其他貨幣和金融指標的資料。

16.2 有關本港金融及銀行業詳盡的統計數據載於金管局出版的《金融數據月報》。各界可以在金管局網站免費查閱

16.1 Monetary and banking statistics are collected from licensed banks, restricted licence banks and deposit-taking companies by the Hong Kong Monetary Authority (HKMA). In addition, information on exchange rates, interest rates, and other monetary and financial indicators is also collected regularly.

16.2 Comprehensive statistics on Hong Kong's monetary and banking sector are published in the *Monthly Statistical Bulletin* of the HKMA. The *Bulletin* is available free of charge on the

該月報，有關網頁為：<http://www.info.gov.hk/hkma/chi/statistics/msb/index.htm>。

16.3 金管局亦定期進行有關認可機構的統計調查，涵蓋住宅按揭貸款、信用卡應收帳款及負資產的按揭貸款等範疇。

16.4 金管局於二零零四年四月與國際結算銀行及另外 51 個經濟體系合作進行了三年一度的「外匯及衍生工具市場活動調查」。

HKMA website at <http://www.info.gov.hk/hkma/eng/statistics/msb/index.htm>.

16.3 The HKMA also conducts regular surveys on authorised institutions, covering such areas as residential mortgage loans, credit card receivables and residential mortgage loans in negative equity.

16.4 In April 2004, the HKMA co-operated with the Bank for International Settlements and 51 other economies in the conduct of the Triennial Central Bank Survey of Foreign Exchange and Derivatives Market Activity.

17 策略性規劃 Strategic Planning

規劃署統計組

17.1 規劃署統計組負責編製按地區劃分的人口分布情況的推算數字。統計組定期編製未來十年，按規劃統計小區劃分的人口推算數字，以供政府一般規劃工作之用。在二零零四年，統計組編製了二零零四年至二零一三年人口分布推算數字。此外，統計組在二零零四年年底進行一項有關近年落成的私人住宅單位與新界豁免管制屋宇的統計調查，以搜集該等單位入住情況的最新資料，用以更新人口分布推算工作中採用的有關假設。

17.2 統計組亦編製按運輸研究區分布的人口和就業遠期推算數字，以供全港發展的策略性規劃之用。這些推算數字是根據不同土地用途方案編製而成，用以測試各個全港和次區域發展方案的可行性。統計組於二零零四年進行了一項「工商業建築物樓面空間使用情況統計調查」。這項統計調查旨在搜集有關數據，以便更新於編製就業分布推算數字時所採用的參數。

Statistical Unit of the Planning Department

17.1 The statistical unit of the Planning Department compiles statistical projections of the population by geographical area. Projections of population distribution by Tertiary Planning Unit (TPU) for the next ten years are produced regularly for general government planning purposes. Population distribution projections for 2004 to 2013 were compiled in 2004. Moreover, the unit commenced a survey of recently completed private residential units and New Territories Exempted Houses in end 2004 to collect up-to-date information on the occupancy of these units, which is required for updating assumptions adopted in the population distribution projection exercise.

17.2 For strategic planning of territorial development, projections of population and employment distribution by transport study zone for a more distant time horizon are produced. These sets of data are compiled under different land-use scenarios and for testing various development options at territorial and sub-regional levels. The unit conducted a Commercial and Industrial Floor Space Utilisation Survey in 2004 to collect statistics for updating the required parameters in employment distribution projection.

17.3 統計組每年搜集及整理有關跨界旅運（包括旅客、汽車、船隻及航機）的統計數字，以便政府進行有關規劃時參照使用。統計資料來源包括政府行政記錄，以及每兩年一次在出入口管制站進行的「跨界旅運統計調查」。

17.3 The unit also collects and collates data on cross-boundary travel in relation to passengers, vehicles, ferries and flights annually for use in government planning activities. Data sources include government administrative records and the Cross-boundary Travel Survey conducted at the immigration control points every two years.



規劃署統計組編製跨界旅運統計數字，以供政府在進行有關規劃時使用。

The statistical unit of the Planning Department compiles statistics on cross-boundary travel for use in government planning activities.

中央政策組統計組

17.4 中央政策組的統計組負責搜集、編製和分析有關數字，以協助特區政府制定及檢討本港經濟及社會政策。

Statistical Unit of the Central Policy Unit

17.4 The statistical unit of the Central Policy Unit collects, compiles and analyses statistics for the purpose of formulating and reviewing economic and social policies of the Government.

18 教育 Education

教育統籌局統計組

18.1 教育統籌局統計組包括兩個不同組別，分別專注於學校教育統計，以及人力和高等教育統計。

Statistical Unit of the Education and Manpower Bureau

18.1 The statistical unit of the Education and Manpower Bureau (EMB) comprises two separate sections specialising respectively in school education statistics, and manpower and post-secondary education statistics.

18.2 學校教育統計數據主要分為三個範疇，包括學生、教師及學額。有關數據來自學校教育統計組定期進行的統計調查，並以該局資訊系統內的行政記錄及一些特別統計調查的資料作補充。

18.2 There are three main areas of statistics on school education, viz. pupils, teachers and school place provision. Relevant data are collected through regular surveys conducted by the School Education Statistics Section, supplemented by administrative records kept in the bureau's information systems and data obtained from special surveys.

18.3 學生人數統計不但提供各級學生人數的情況，亦是用作推算未來學生人數的基礎數據。加上詳細的教師數據及流動資料，更可用以推算教師的需求和供應情況。這項推算對策劃及檢討師資訓練提供有用的資料。

18.4 學校教育統計組又根據學生人數及人口分布推算數字，編製個別地區及全港對幼稚園、小學及中學學額的需求估計。當局在策劃提供教育設施時，會參考這些需求估計，並與相對的供應估計作比較。

18.5 此外，學校教育統計組亦提供其他統計支援，包括進行特別的統計調查及統計數據處理工作，並就教育政策的建議轉變（如高中教育學制改革），作出各項推算，以評估建議對未來學位和教師供求的影響。

18.6 該局的人力及專上教育統計組定期更新涵蓋教育及勞工的主要統計數字及指標的資料庫，並就有關政策的制定及檢討，提供方便的參考資料。此外，該組最近檢討了教育統計數據庫的涵蓋範圍，並作出相應的改善。

18.7 人力及專上教育統計組將參與更新人力資源推算的工作。推算結果為勞工市場的分析提供所需參考資料。

18.8 在二零零四至零五年度，人力及專上教育統計組為該局多項外判的統計調查／研究提供統計意見及支援。

18.9 該局高等教育分部轄下的系統發展小組持續對自資全日制經評審專上課

18.3 The pupil statistics not only give the enrolment situation at various education levels, but also serve as fundamental inputs for the projections of enrolment in future years. In addition, with detailed statistics on the stock and flow of teachers, the demand and supply of teachers can also be projected, and these provide useful information for planning and review of teacher training provision.

18.4 Using data from enrolment projections and population distribution projections, demand for school places at kindergarten, primary and secondary levels in individual districts and the territory as a whole are produced. The demand is matched against projections of the corresponding supply for use in planning the provision of educational facilities.

18.5 Besides, the School Education Statistics Section also provides statistical support in conducting ad hoc surveys, performing statistical data processing jobs and preparing scenarios of projections. The scenario projections are used for assessing the impact on demand and supply of school places and teachers arising from various proposed changes in educational policies, such as the senior secondary academic structure reform.

18.6 On manpower and post-secondary education statistics, the statistical databases covering summary statistics and indicators are regularly updated to provide convenient reference information for the formulation and review of education and manpower policies. The data coverage of the education statistics database has recently been enhanced subsequent to a review on the issue.

18.7 The Manpower and Post-secondary Education Statistics Section will also take part in the updating of manpower projection to provide reference for conducting labour market analysis.

18.8 In 2004-05, statistical advice and support were rendered by the section in relation to a number of surveys/studies commissioned by the bureau.

18.9 Statistical analyses from the database on "Full-time Accredited Self-financing Post-secondary Programmes" are

程數據庫內的資料作出數據分析。此外，該小組亦負責網上「非本地課程」及「持續進修」數據庫的管理工作。

大學教育資助委員會統計組

18.10 大學教育資助委員會（教資會）統計組定期編製有關教資會資助院校的學生、教職員、財務及研究的統計指標，供教資會委員參考。

18.11 為提供切合教資會界別發展需要的數據，統計組按年檢討統計系統的數據涵蓋範圍及分類，以加強有系統。二零零四至零五年度的檢討工作已完成。

conducted by the Systems Development Team of the Higher Education Division of the bureau on a continuous basis. This Team also maintains the web-based databases on “Non-local Higher and Professional Courses” and “Continuing Education”.

Statistical Unit of the University Grants Committee

18.10 Statistical indicators on students, staff, finance and research in respect of the institutions funded by the University Grants Committee (UGC) are compiled regularly by the statistical unit for reference of UGC members.

18.11 Review on the data coverage and classification of the UGC statistical system is conducted on an annual basis to enhance the statistical system to meet the data needs of the development of the UGC sector. The review for 2004-05 has been completed.

19 房屋 Housing

房屋署統計組

19.1 房屋署統計組主要的工作是進行統計調查與專題研究、編製統計刊物、整理統計資料庫，以及為部門內各個組別提供有關政策檢討或策劃等的統計分析支援服務。

19.2 在二零零四至零五年度，統計組進行了多項統計調查及研究。有關的房屋統計調查包括一系列的項目，計有公屋住戶對屋邨管理服務的意見調查及其對所住屋邨內進行的保養及改善工程的滿意程度、居住在新落成屋邨的住戶的生活式樣及他們對屋邨建築設計的期望、公屋輪候冊申請人的社會經濟特徵、香港市民的住屋意願及其對於申請各種不同的政府房屋資助貸款計劃的意向、房屋資助貸款計劃申請人購買樓宇的情況、公屋住戶對環境保護的意識及他們飼養寵物的習慣等。而專題研究工作的範圍亦非常廣泛，比如分析平均輪候租住公屋的時間、公屋的需求、申請人的入息及資產限額，以及公屋租戶的

Statistical Unit of the Housing Department

19.1 The statistical unit of the Housing Department conducts research studies and surveys, compiles statistical publications, maintains statistical database and gives statistical assistance to various sections within the department for underpinning policy review and formulation.

19.2 During 2004-05, the unit engaged in a number of surveys and research studies. The surveys covered a wide range of subjects, including opinions of the tenants living in public rental housing (PRH) towards estate management services, their satisfaction levels on various improvements and maintenance works carried out in their estates, life style of PRH tenants and their expectations on architectural design of new PRH blocks, socio-economic characteristics of waiting list applicants for PRH, housing aspiration of the people in Hong Kong and their intention to apply for various government subsidised housing loan schemes, flat purchase behaviour of applicants of subsidised housing loan schemes, awareness of the PRH households and Housing Authority staff towards environment protection and the pet keeping habit of PRH tenants. The research exercises encompassed a host of topics, such as analysis of average waiting time for PRH, demand for PRH,

租金與入息比例等。這些統計調查及專題研究結果，為檢討現有房屋政策及制定新政策提供有用的參考資料。

19.3 統計組定期編製的統計報告和刊物，以及更新有關房屋數據的行政資料電腦系統，主要是透過電子媒介發布予有關人士，並為管理階層提供方便快捷的重要房屋數字。

19.4 統計組正積極提供統計事務上的支援，為部門發展機構數據基礎設施，以取代現行的房屋管理綜合系統。發展機構數據基礎設施是要建立一個中央數據庫，提供數據共用和資料發布的功能。此外，統計組計劃進行更多專題研究，分析公屋居民的社會經濟概況。研究項目包括居民的入息分布與入住公屋的年期的關係、以分戶形式申請公屋的趨勢等。

income and assets limits for waiting list applicants of PRH, and rent to household income ratio of PRH. The findings of these surveys and research studies provided the department with useful information in assessing current housing policies as well as formulating new strategies.

19.3 The regular statistical reports and publications, together with the database of housing statistics under the Executive Information System (EIS), are delivered to users mainly via electronic means. These provide the management with a convenient means of quick reference to key housing statistics.

19.4 The statistics unit is rendering statistical support in developing the department's Corporate Data Infrastructure, which aims to build a centralised data repository for data sharing and reporting, and in overhauling the existing computer system, the Integrated System for Housing Management. In addition, more research studies will be planned for analysing the socio-economic profiles of the households living in PRH, such as their income distribution in relation to length of residence in PRH and tendency to apply for PRH by household split.

20 衛生 Health

衛生署統計組

20.1 衛生署統計組提供適時的數據，和研究統計分析方法，以助密切監察及防止傳染病的蔓延。統計組亦負責管理用以監察流行性感冒病類、手足口病、急性結膜炎(紅眼症)及急性腸道傳染病的統計系統。因應監察系統涵蓋範圍的擴大，統計組加強了對醫務人員提供的統計支援。

20.2 統計組現正協助設立一個公共衛生資訊系統，藉以增強政府記錄市民健康狀況和疾病模式的資料庫。該系統的第一階段已於二零零四年八月完成，而整個系統預算於二零零五年內投入服務。

Statistical Unit of the Department of Health

20.1 The statistical unit of the Department of Health provides timely statistics and explores statistical methods for closely monitoring and preventing the spread of communicable diseases. The statistical systems for the surveillance of influenza-like illness, hand-foot-mouth disease, acute conjunctivitis and acute diarrhoeal diseases are also maintained. Enhanced statistical support has been rendered to subject officers as a result of the extended coverage of the surveillance systems.

20.2 The statistical unit is rendering support to the establishment of a Public Health Information System, which aims to enhance the Government's information base on the community's health status and disease patterns. The first phase of the Public Health Information System was launched in August 2004. The System is expected to be in full implementation in 2005.

20.3 統計組就統計調查和研究計劃提供統計及技術上的支援。這些調查和研究計劃包括不同的「人口健康調查」、「行為風險因素調查」、「醫療衛生服務人力統計調查」、「顧客滿意程度評分表調查」，以及「疾病、損傷和死亡原因國際統計分類第九次修訂本」(ICD-9)及「疾病和有關健康問題的國際統計分類第十次修訂本」(ICD-10)比較研究。

20.4 統計組透過編製數據及以地理訊息系統製定地圖，為衛生防護中心所製作的兩份電子刊物《傳染病直擊》及《非傳染病資訊天地》提供統計上的支援。首份電子刊物旨在為公眾人士及醫護界的專業人士，提供與香港相關的最新傳染病資訊及知識，而後者的目的是加強公眾對非傳染病及相關課題的認識。

20.3 Statistical and technical support has been rendered in conducting surveys and studies, such as the different Population Health Surveys, Behavioural Risk Factor Surveillance System, Health Manpower Survey, Survey on Customer Satisfaction Score Card, and Comparability Study of International Statistical Classification of Diseases, Injuries and Causes of Death, 9th revision (ICD-9) and International Statistical Classification of Diseases and Related Health Problems, 10th revision (ICD-10).

20.4 The statistical unit provides statistical support on the production of two web-based publications of the Centre for Health Protection through data compilation and map preparation (using Geographic Information System techniques). They include, namely, *Communicable Diseases Watch and Non-Communicable Diseases Aware*. The aim of the former on-line publication is to provide the public and healthcare professionals with up-to-date communicable disease news and knowledge relevant to Hong Kong while the latter is to promote the public's awareness of non-communicable diseases and related issues.

21 社會福利 Social Welfare

社會福利署統計組

21.1 社會福利署（社署）統計組負責進行研究、編製和估算統計數據，並設立、管理和改進電腦化資料系統，以便策劃、檢討及監察福利服務。

21.2 為了解社工系畢業生的最新就業情況，統計組於二零零四年四月進行了一次以二零零三年畢業生為對象的問卷統計調查。此外，該組亦正與一間大學合作進行有關協助綜合社會保障援助計劃受助人就業的研究，對象主要是「深入就業援助計劃」的參加者。

21.3 統計組繼續管理及更新六個有關社會福利事宜的資料系統，如社會工作人力策劃資料系統及統計資料系統，並

Statistical Unit of the Social Welfare Department

21.1 The statistical unit of the Social Welfare Department (SWD) conducts research studies; undertakes statistical compilation and estimation exercises; and develops, maintains and enhances computerised data systems to facilitate planning, review and monitoring of the provision of welfare services.

21.2 In April 2004, the unit conducted a survey to investigate the up-to-date employment situation of 2003 social work graduates. Moreover, a study mainly on participants of the Intensive Employment Assistance Projects targeting at employable Comprehensive Social Security Assistance (CSSA) recipients is being conducted in collaboration with a university.

21.3 Six data systems on selected social welfare issues (e.g. Social Work Manpower Planning System and Statistical Information System) continue to be maintained and updated.

會在有需要時加以改善。此外，統計組正為設立服務使用者資訊系統提供統計支援。該系統旨在提供社會福利署服務使用者的中央數據庫。

21.4 統計組根據從各服務單位及資料系統搜集的資料，按月及按季編製工作表現統計數據，並定期編製及出版刊物，如《社會福利服務統計數字一覽》。

21.5 統計組正在修改有關受資助社會福利服務的資料系統，為設立新的管理資訊系統提供所需的服務表現數據。

21.6 社署統計組於二零零四年十月至二零零五年九月期間，與政府統計處合作進行「二零零四至零五年度綜緩受助家庭的住戶開支統計調查」。

衛生福利及食物局統計工作

21.7 衛生福利及食物局研究處的高級統計師參與有關醫護融資及更新香港醫療衛生總帳目的研究工作，並就多項研究提供統計支援，當中包括估算長者長期護理服務的需求及供應情況、檢討長者福利津貼及退休保障，以及其他社會專題研究。

21.8 一項有關長者長期護理服務需求的統計調查已於二零零四至零五年度完成。統計結果將會應用於即將進行的長者長期護理融資研究上。

Enhancements continue to be made to these systems as required. Moreover, statistical support is being rendered in the implementation of the Client Information System. This system aims to provide a centralised database on clients of the Social Welfare Department.

21.4 Based on data collected from various service units and data systems, the statistical unit compiles performance statistics on a monthly and quarterly basis for monitoring purposes. Regular publications such as the pamphlet *Social Welfare Services in Figures* are prepared.

21.5 In order to provide the performance statistics required for the development of the new Service Performance Management Information System, the unit is modifying the computerised data systems for a number of subvented social welfare services.

21.6 The statistical unit of the SWD is conducting the 2004/05 Household Expenditure Survey on CSSA Households jointly with the Census and Statistics Department during October 2004 to September 2005.

Statistical work in the Health, Welfare and Food Bureau

21.7 The Senior Statistician working in the Research Office of the Health, Welfare and Food Bureau participates in the research studies related to health care financing and updating of Hong Kong Domestic Health Accounts. Statistical support is provided to various studies relating to the supply and demand of elderly long-term care services, the review of financial support and retirement protection to older persons and other social issues.

21.8 A survey on long-term care needs of older persons was completed in 2004-05. Survey findings will be applied to the study of long-term care financing which will start shortly.

22 治安 Law and Order

保安局統計組

22.1 保安局統計組主要提供統計數據和研究工作上的支援，以便政府制定和檢討有關政策。其中，統計組的職責包括管理和更新兩個統計系統：治安統計資料綜合系統和藥物濫用資料中央檔案室，並就禁毒常務委員會研究小組委員會委託研究機構進行的各項與藥物有關的研究，負責監察研究進展和素質。

22.2 自一九八九年設立以來，治安統計資料綜合系統一直提供涉及刑事審判制度各層面的統計數據，以便政府制定和檢討有關政策。治安統計資料綜合系統自二零零三年重新發展以後運作流暢。

22.3 藥物濫用資料中央檔案室提供有關資料以監察本港藥物濫用趨勢，以便政府制定適合香港的禁毒策略和計劃。檔案室電腦系統的更新工作現正進行，將於二零零五年年底完成。隨着使用新的記錄表，檔案室將可儲存更多藥物濫用數據。檔案室並將容許電子數據呈報和提供更深入的數據分析。此外，禁毒處更會在該處網頁發布更多以圖展示的藥物濫用趨勢，並提供線上查詢數據的功能，方便市民使用。

香港警務處統計組

22.4 香港警務處刑事部統計組主要負責搜集罪案資料，以及編製和分析罪案統計數據。在二零零四年，統計組參與多項計劃，其中包括有關家庭及校園暴力的研究。

Statistical Unit of the Security Bureau

22.1 The statistical unit of the Security Bureau mainly provides statistical and research support for policy formulation and reviews. Among others, the unit is responsible for maintaining and updating two statistical systems, namely, the Integrated Law and Order Statistical System (ILOSS) and the Central Registry of Drug Abuse (CRDA). It is also responsible for monitoring the progress and quality of various drug-related research studies commissioned by the Research Sub-committee of the Action Committee Against Narcotics.

22.2 The ILOSS has been providing statistics on the various aspects of the criminal justice system for policy review and formulation since 1989. The system has been running smoothly since its redevelopment in 2003.

22.3 The CRDA provides relevant information for monitoring changes in the trends to facilitate the planning of suitable anti-drugs strategies and drug abuse programmes in Hong Kong. Redevelopment of the CRDA computer system is in full swing and will be completed by end 2005. The Registry will be able to capture more drug abuse data with the use of a new record sheet. It will also cater for electronic data submission and provide more in-depth analyses. More graphical presentation of drug abuse trend supplemented with on-line enquiry functions will be available on Narcotics Division webpage for public consumption.

Statistical Unit of the Hong Kong Police Force

22.4 The statistical unit of the Crime Wing, Hong Kong Police Force is mainly responsible for collecting crime data as well as compiling and analysing crime statistics. In 2004, the statistical unit participated in a number of projects, which included among others studies relating to domestic and school violence.

懲教署統計組

22.5 懲教署統計組提供統計及研究服務，以支援該署進行策略性籌劃工作，監察和檢討懲教計劃，以及監控部門運作。

22.6 除因應管理及策劃所需而編製定期的統計報告外，統計組按年進行一項統計調查，搜集在囚人口的社會經濟特徵和犯罪背景。該組定期更新在囚人口的推算數字，以便對懲教院所未來收容額是否足夠作出最新的評估。該組亦就新收納的已判刑人士濫用精神藥物的情況、囚犯自我傷害的行為及釋囚的重犯情況進行研究。

香港海關統計組

22.7 香港海關統計組按月編製《海關工作成效報告》。該報告旨為香港海關管理層提供參考資料，以制定策略和監察部門的工作成效。此外，該報告也能協助有關人員分析趨勢，進行各種統計研究和回應查詢。

22.8 該組負責編製各種特定的統計報告，以協助用家分析當前的形勢，從而制定反走私和其他非法活動的策略。此外，該組檢討並更新統計系統，以配合二零零五年實行的新紡織品管制安排和第二階段《內地與香港關於建立更緊密經貿關係的安排》。

Statistical Unit of the Correctional Services Department

22.5 The statistical unit of the Correctional Services Department provides statistical and research support for strategic planning, monitoring and review of the correctional services programmes and operational control.

22.6 Apart from compiling regular statistical reports to meet management and planning needs, the statistical unit conducts an annual survey to collect statistics on the socio-economic characteristics and criminal background of the penal population. The unit updates the penal population projection on a regular basis to provide an updated assessment of the adequacy of future provision of penal accommodation. It also conducts studies on psychotropic drug abuse among sentenced persons admitted, self-harm behaviour of persons in custody and recidivism of discharged offenders.

Statistical Unit of the Customs and Excise Department

22.7 The statistical unit of the Customs and Excise Department (C&ED) publishes a monthly statistical report *Customs Performance and Achievements*. This report serves to provide the management of C&ED with a reference for formulating strategies and monitoring the work effectiveness of the department. It is also designed to assist the officers concerned in conducting trend analyses, carrying out research and responding to enquiries.

22.8 The unit is responsible for compiling a variety of tailor-made statistical reports to assist users in analysing current situation and devising strategies to combat smuggling and other illegal activities. Besides, the unit also reviewed and updated statistical systems to tie in with the implementation of the New Textile Control Arrangement and the Mainland and Hong Kong Closer Economic Partnership Arrangement Phase II (CEPA II) in 2005.

23 運輸 Transport

運輸署統計組

23.1 運輸署統計組使用行政記錄編製交通及運輸統計資料，主要範圍包括各公共交通營辦商的營運資料、車輛登記及發牌、駕駛執照、車輛檢驗、道路交通意外、隧道交通流量及過境交通流量。這些統計數字按月在《交通運輸資料月報》發布。市民可於運輸署的網站免費下載該月報。

23.2 統計組亦為一些外判的統計調查負起合約管理的工作及為署內其他部的統計調查進行資料分析。另一主要工作範圍是就各項運輸研究及調查提供統計方面的意見。

海事處統計組

23.3 海事處統計組繼續編製及在互聯網上發布船舶進出香港和貨櫃吞吐量方面的港口統計數字。

23.4 二零零四年避風塘面積需求評估結果概要於二零零四年十二月及二零零五年二月分別提交臨時本地船隻諮詢委員會及港口行動事務委員會以作諮詢及認可。

23.5 統計組於二零零四年暑假期間協助進行了兩項顧客訪問調查，包括「船隻使用避風塘情況調查」和「乘客對跨境客運碼頭的滿意程度調查」。

23.6 該組會繼續協助進行更多的顧客調查和進行更多對海事處有參考價值的統計分析。

Statistical Unit of the Transport Department

23.1 The statistical unit of the Transport Department compiles traffic and transport statistics based on various administrative returns. The main areas covered include operating characteristics of public transport operators, vehicle registration and licensing, driving licence, vehicle inspection and examination, road accident, traffic flows through tunnels and cross-boundary vehicular traffic. These statistics are released monthly in the *Monthly Traffic and Transport Digest*, which is available for free download on the website of the Transport Department.

23.2 The statistical unit also manages contracted-out surveys and analyses results of surveys conducted by other divisions in the department. Another major area of work is the provision of advice on statistical matters on various transport studies and surveys.

Statistical Unit of the Marine Department

23.3 The statistical unit of the Marine Department (MD) continues to compile and release port statistics on vessel movements and container throughput via the Internet.

23.4 Summary findings of the 2004 Assessment of Typhoon Shelter Space Requirements were submitted to the Provisional Local Vessels Advisory Committee and Port Operations Committee for consultation and endorsement in December 2004 and February 2005 respectively.

23.5 During the summer of 2004, the section assisted in conducting two customer surveys, namely Survey on Usage of Typhoon Shelters and Customer Satisfaction Survey for Marine Ferry Terminals.

23.6 The unit will continue to assist in conducting more customer surveys and statistical analyses which are of use to the Marine Department.

24 社區資訊 Community Information

民政事務局統計組

24.1 民政事務局統計組自二零零四年五月起每季進行清潔評審工作，用以編訂「社區清潔指數」。編訂指數的目的，是希望以客觀的方法定期評審社區的整體清潔程度、找出具體的環境衛生問題以便採取改善措施、反映衛生改善措施的成效，以及了解市民的支持程度。指數是以分區編訂並定期發布。

24.2 統計組不時進行特定的意見調查，目的是收集市民對政府各項政策和計劃的意見。二零零四年所進行的調查包括：「有關公眾對種族歧視的意見調查」、「有關公眾對企業公民的意見調查」、「有關互聯網電腦服務中心（網吧）對年青人影響的意見調查」、「香港青少年的公民參與及社會網絡的基準研究」，以及「二零零四年公民教育意見調查」。

24.3 統計組將於二零零五年進行一項意見調查，評估市民對不同性傾向的認識，以及收集市民對同性戀者的看法。

24.4 統計組計劃在日後進行更多有關青少年及社區發展的意見調查及數據分析工作。

Statistical Unit of the Home Affairs Bureau

24.1 A quarterly cleanliness assessment for the compilation of a Community Cleanliness Index started in May 2004, aiming to measure objectively and regularly the general cleanliness of the community, identify specific environmental hygiene problems for remedial action and track the effectiveness of the hygiene improvement measures and degree of community support. Indices are compiled at district level and released on a regular and on-going basis.

24.2 Ad hoc opinion surveys are conducted from time to time to gauge public opinions on various government policies and programmes. Surveys conducted in 2004 included the Survey on Public Attitudes on Racial Discrimination, Survey on Public Attitudes on Corporate Citizenship, Survey on the Influence of Internet Computer Service Centres on Young People, Benchmark Survey on Civic Engagement and Social Networks of Youth in Hong Kong, and 2004 Opinion Survey on Civic Education.

24.3 A survey to assess public awareness of different sexual orientations and to gauge public attitudes towards homosexuals will be conducted in 2005.

24.4 The statistical unit plans to conduct more surveys and data analyses on youth and community development.

25 食物及環境衛生 Food and Environmental Hygiene

食物環境衛生署統計組

25.1 食物環境衛生署（食環署）統計組繼續為署內各組別提供統計方面的支援。統計組進行各類統計調查及編製統計報告，從而提供資料以助食環署監察服務表現、作出決定及進行政策規劃。

Statistical Unit of the Food and Environmental Hygiene Department

25.1 The statistical unit of the Food and Environmental Hygiene Department (FEHD) continues to provide statistical support to various sections of the FEHD. The unit conducts statistical surveys and compiles statistical reports with a view to providing FEHD with information for performance monitoring, decision making and policy planning.

25.2 二零零四年，統計組完成了白紋伊蚊在屋宇單位滋生的研究及金華街一帶固定攤位小販對可能遷置新街市的意見統計調查。該組亦就多項統計項目提供專業意見。

25.2 In 2004, the unit completed a study on ovitrap in living quarters and a survey on fixed pitch hawkers in Kam Wa Street and its vicinity. Professional advice was also rendered to a number of statistical projects.

26 康樂及文化事務 Leisure and Cultural Services

康樂及文化事務署統計組

26.1 康樂及文化事務署統計組編製與該署所提供的設施及服務有關的統計資料，並製備載列主要指標的統計季報及年報。此外，統計組亦進行調查，以取得資料供該署人員參考。在二零零四至零五年度，統計組共參與進行 14 項統計調查，其中包括「康樂及文化事務署體育館意見調查」及「康樂及文化事務署博物館意見調查」。

Statistical Unit of the Leisure and Cultural Services Department

26.1 The statistical unit of the Leisure and Cultural Services Department (LCSD) compiles statistics on the facilities and services provided by the department. Statistical reports containing major indicators are published quarterly and annually. The statistical unit also conducts surveys to obtain information for departmental officers' reference. In 2004-05, the statistical unit engaged in 14 surveys, including among others Opinion Survey on LCSD Sports Centres and Opinion Survey on LCSD Museums.

27 水務 Water Supplies

水務署統計組

27.1 水務署統計組繼續為該署各組別提供統計服務。這些統計服務主要包括編製有關水務的統計數據、進行統計調查與研究，以及提供統計諮詢服務。

Statistical Unit of the Water Supplies Department

27.1 The statistical unit of the Water Supplies Department (WSD) continues to provide statistical services to various sections of the department. These statistical services mainly include compiling waterworks statistics, conducting statistical surveys and studies, and providing statistical advice.

27.2 水務署統計組計劃進行一系列統計調查，搜集公眾人士對供水服務的意見，以供該署制定優質供水服務的策略性規劃之用。

27.2 The statistical unit plans to conduct a series of surveys for collecting the views of the public on water supply services to facilitate the WSD in making strategic planning for provision of quality water supply services.

28 環境 The Environment

28.1 環境保護署定期編製多個範疇的環境統計數字。

28.1 Statistics on various aspects of the environment are compiled regularly by the Environmental Protection Department.

28.2 《香港統計年刊》載有有關空氣素質、水質、污染投訴及固體廢物排放及成分的選定統計數字。

28.2 Selected statistics on air quality, water quality, pollution complaints and solid waste generation and composition have been included for publication in the *Hong Kong Annual Digest of Statistics*.

29 專題研究 Topical Studies

社會研究

29.1 因應用家的需要，政府統計處不時進行「專題訪問」及「主題性住戶統計調查」，搜集其他政府部門及決策局所需的社會及經濟數據，供規劃及政策檢討之用。「主題性住戶統計調查」採用「用者自付」原則，在本處負責統籌及管理下外判予私營的調查機構進行。在一般情況下，透過「綜合住戶統計調查」進行的專題訪問會專注於與勞工相關的主題、須緊急研究而涉及重要政策的主題或是涉及不適宜外判的主題。

Social Studies

29.1 In order to collect socio-economic data required by other government departments and policy bureaux for planning and policy review purposes, the C&SD conducts Special Topic Enquiry (STE) and Thematic Household Survey (THS) from time to time in response to users' needs. The THS, adopting the "user pays" principle, is contracted-out to private research firms under the co-ordination and management of the department. The STE, conducted via the General Household Survey, is generally dedicated to topics which are labour-related; with significant policy implications and urgency; or related to issues for which contracting-out is deemed inappropriate.

29.2 本處自二零零一年起，根據廣泛類別的資料來源，編製一本名為《香港的女性及男性 - 主要統計數字》的年刊。該刊物為有興趣探討香港女性和男性情況以及性別平等問題的人士，提供方便參考的資料。

29.2 The department has compiled an annual publication entitled *Women and Men in Hong Kong - Key Statistics* based on a wide variety of data sources since 2001. It provides a ready source of information for those interested in the position of women and men and gender equality in Hong Kong.

為研究有關香港、澳門及珠江三角洲發展資料庫

29.3 獲取香港與珠江三角洲更密切的連繫可能帶來的利益，以及推動兩地的發展和合作，是香港特別行政區政府的明確政策。成功推行這新政策需要充分的研究作為支援。為有關研究提供長期的數據支援，一個載列相關社會經濟統計數列的資料庫已於二零零三年四月發展完成。該資料庫系統也於二零零五年三月加強為一個以地理訊息系統為本的系統。加強後的系統將於二零零五年四月開始使用。

Development of an Information Database for Studies Related to Hong Kong, Macao and the Pearl River Delta (PRD)

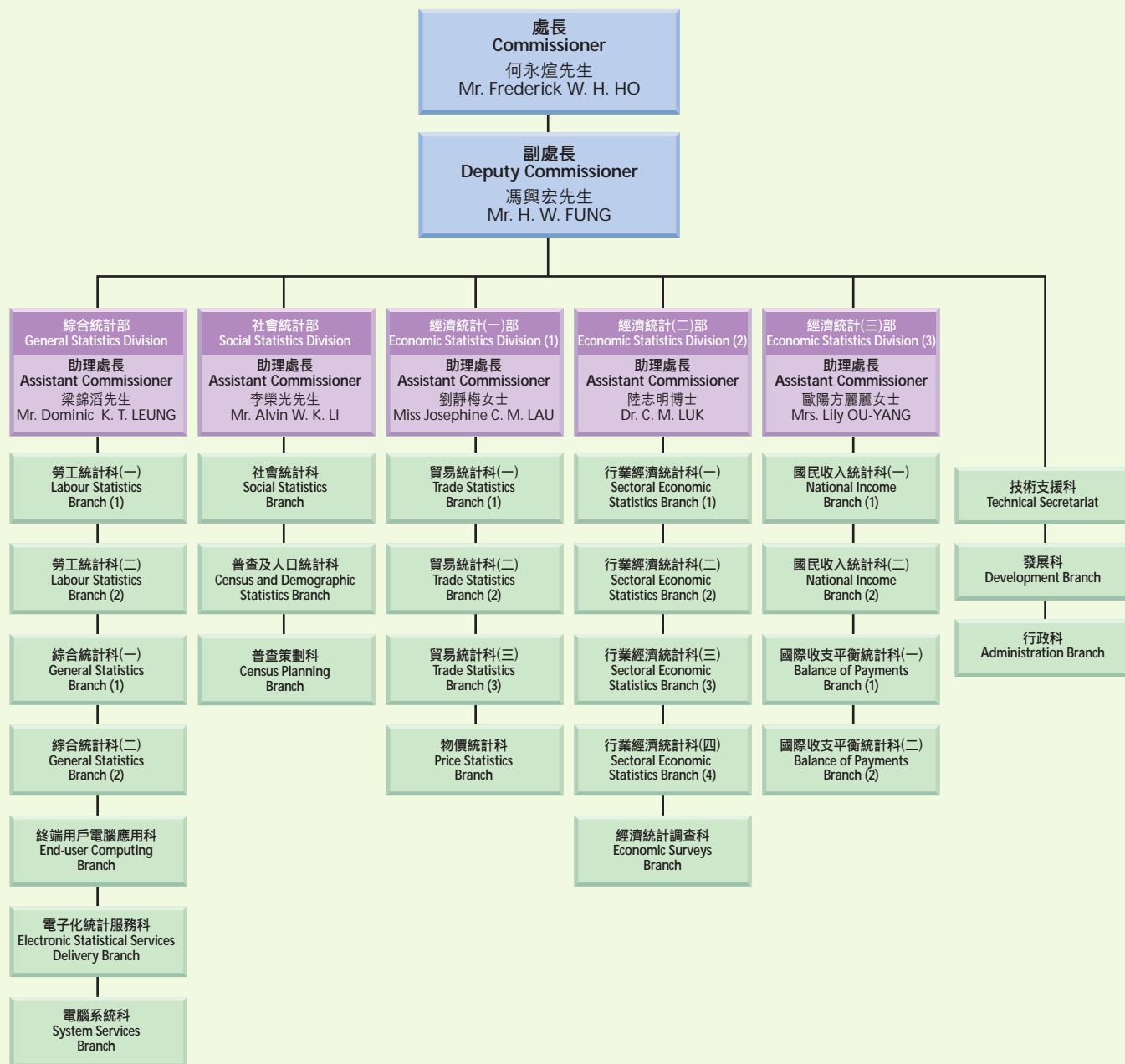
29.3 It is the stated policy of the HKSAR Government to tap the benefits that may arise from a closer link between Hong Kong and the PRD and to promote growth and co-operation between the two regions. The success of this policy initiative will need the support of well-researched studies. To provide long-term data support to underpin such studies, an information database containing relevant series of socio-economic statistics was set up in April 2003. The database was enhanced to a Geographic Information System (GIS) - based system in March 2005. The enhanced system will be put in use in April 2005.

附件

Annexes

二零零五年一月一日政府統計處的組織表

Organisation Chart of the Census and Statistics Department as at 1.1.2005



除電腦系統科和行政科外，每一個科別均由一名高級統計師擔任主管，並設有統計師及其他統計人員和一般職系人員協助執行職務。

Except for the System Services Branch and the Administration Branch, each Branch is headed by a Senior Statistician, who is assisted by Statisticians, other statistical staff and general grades staff in discharging duties.

電腦系統科由一名高級系統經理擔任主管，主要由資訊科技專業人員協助執行職務。

The System Services Branch is headed by a Senior Systems Manager, who is assisted mainly by IT professionals in discharging duties.

行政科由一名總行政主任擔任主管，由一般職系人員協助執行職務。

The Administration Branch is headed by a Chief Executive Officer, who is assisted by general grades staff in discharging duties.

統計諮詢委員會 Statistics Advisory Board

職權範圍

Terms of Reference

對所有由政府統計處處長提交予該委員會研究之有關統計問題，提供意見。

To advise the Commissioner for Census and Statistics on all statistical matters referred to the Board by the Commissioner.

組成

Composition

委員會屬於非法定的諮詢團體，成員包括一位主席、十名非官方成員及三名官方成員。非官方成員來自商業、學術和社會各界別，有均衡的代表性。

The Board is a non-statutory advisory body. It comprises a Chairman, ten non-official members and three official members. The composition of non-official members offers a balanced representation from businesses, the academia and the community.

成員名單(二零零四年六月至二零零六年五月)

Membership (June 2004 - May 2006)

主席(當然委任) Chairman (ex officio)



何永煊先生，J.P.

Mr. Frederick HO Wing-huen, J.P.

政府統計處處長

Commissioner for Census and Statistics

非官方委員 Non-official Members



劉鼎言先生

Mr. Anthony LAU Ting-yin

理財概念有限公司董事及集團主席

Director and Chairman, Financial Concepts Limited

二零零零年六月首獲委任為委員 First appointed to the Board in June 2000



梁兆基先生

Mr. George LEUNG Siu-kay

香港上海滙豐銀行有限公司首席經濟師(大中華區)

Chief Economist, Greater China, The Hongkong and Shanghai Banking Corporation Limited

二零零零年六月首獲委任為委員 First appointed to the Board in June 2000



胡經昌先生，B.B.S.，J.P.

Mr. Henry WU King-cheong, B.B.S., J.P.

利昌金舖有限公司常務董事

Executive Director, Lee Cheong Gold Dealers Limited

二零零零年六月首獲委任為委員 First appointed to the Board in June 2000



李偉強教授

Professor LI Wai-keung

香港大學統計及精算學系講座教授

Chair Professor, Department of Statistics and Actuarial Science,
The University of Hong Kong

二零零二年六月首獲委任為委員 First appointed to the Board in June 2002



張仁良教授

Professor Stephen CHEUNG Yan-leung

香港城市大學經濟及金融學系金融學講座教授

Professor (Chair) of Finance, Department of Economics and Finance,
City University of Hong Kong

二零零四年六月獲委任為委員 Appointed to the Board in June 2004



方文雄先生

Mr. David FONG Man-hung

協成行集團副董事總經理

Deputy Managing Director, Hip Shing Hong Group of Companies

二零零四年六月獲委任為委員 Appointed to the Board in June 2004



梁智仁教授，J.P.

Professor John LEONG Chi-yan, J.P.

香港公開大學校長

President, The Open University of Hong Kong

二零零四年六月獲委任為委員 Appointed to the Board in June 2004



李殷泰先生

Mr. LI Yun-tai

九廣鐵路公司運輸高級總監

Senior Director, Transport, Kowloon-Canton Railway Corporation

二零零四年六月獲委任為委員 Appointed to the Board in June 2004



沈雪明博士

Dr. SHEN Shir-ming

香港大學專業進修學院副院長

Deputy Director, HKU School of Professional and Continuing Education

二零零四年六月獲委任為委員 *Appointed to the Board in June 2004*



楊國強先生，J.P.

Mr. YEUNG Kwok-keung, J.P.

香港生產力促進局總裁

Executive Director, Hong Kong Productivity Council

二零零四年六月獲委任為委員 *Appointed to the Board in June 2004*

官方委員 Official Members

財經事務及庫務局局長 (或其代表)

Secretary for Financial Services and the Treasury (or representative)

衛生福利及食物局局長 (或其代表)

Secretary for Health, Welfare and Food (or representative)

政府經濟顧問 (或其代表)

Government Economist (or representative)

秘書 (當然委任) Secretary (ex officio)

政府統計處

高級統計師 (綜合) 一

Senior Statistician (General) 1

Census and Statistics Department

二零零五年一月一日各政府部門統計職位的分布

Distribution of Statistical Posts in the Government as at 1.1.2005

部門	高級 統計師	統計師	高級 統計主任	一級 統計主任	二級統計主任/ 見習統計主任@
	Senior Statistician	Statistician	Senior Statistical Officer	Statistical Officer I	Statistical Officer II/ Student Statistical Officer@
政府總部	6	7	5	13	13
政府統計處*	26#	55	33#	101#	230#
民航處				2#	1#
懲教署	1		1	2	3
香港海關		1		2	2
消防處				1	
食物環境衛生署		1	1	3	
衛生署	1	4		9	14
民政事務總署					2
香港警務處		1		4	13
房屋署	3		2	4	
入境事務處					3
司法機構				2#	1
土地註冊處				1	
法律援助署				1	1
康樂及文化事務署		1		2	2
海事處	2#			1	1
規劃署	1	3		3	4
郵政署					1
差餉物業估價署			3#	3	3
社會福利署	1	3		8	12
工業貿易署		1		1	
運輸署	1			2	3
大學教育資助 委員會秘書處		1		2	
水務署		1			1
總計	42#	79	45#	167#	310#

註：* 除列表內的職位外，亦設有一個處長、一個副處長及五個助理處長職位，這些職位均屬專業人員職位。

@ 所有在職者均是二級統計主任。

包括編制外職位。

高級 統計督導	統計督導	高級外勤 統計主任	外勤 統計主任	助理外勤 統計主任	Department
Senior Statistics Supervisor	Statistics Supervisor	Senior Census and Survey Officer	Census and Survey Officer	Assistant Census and Survey Officer	
					Government Secretariat
4#	22	18#	142	203#	Census and Statistics*
					Civil Aviation
					Correctional Services
					Customs and Excise
					Fire Services
					Food and Environmental Hygiene
					Health
					Home Affairs
					Hong Kong Police Force
					Housing
					Immigration
					Judiciary
					Land Registry
					Legal Aid
					Leisure and Cultural Services
					Marine
					Planning
					Post Office
					Rating and Valuation
		1	1		Social Welfare
					Trade and Industry
					Transport
					University Grants Committee Secretariat
					Water Supplies
4#	22	19#	143	203#	Total

Notes : * In addition to those given in the table, there are 1 post of Commissioner, 1 post of Deputy Commissioner and 5 posts of Assistant Commissioner, which are all professional posts.

@ All incumbents of the posts were Statistical Officers II.

Includes supernumerary posts.

二零零五年一月一日政府統計處統計職位的分布

Distribution of Statistical Posts in the Census and Statistics Department as at 1.1.2005

部別/科別	高級 統計師	統計師	高級 統計主任	一級 統計主任	二級統計主任/ 見習統計主任@
	Senior Statistician	Statistician	Senior Statistical Officer	Statistical Officer I	Statistical Officer II/ Student Statistical Officer@
經濟統計(一)部					
貿易統計科(一)	1	3		2	13
貿易統計科(二)	2#	3		6	13
貿易統計科(三)	1	2	1	3	
物價統計科	1	2	2	5	7
經濟統計(二)部					
行業經濟統計科(一)	1	2		5	13
行業經濟統計科(二)	1	2		6	22
行業經濟統計科(三)	1	2	1	4	9
行業經濟統計科(四)	1	3	1	7	16
經濟統計調查科	1	4		4#	5
經濟統計(三)部					
國民收入統計科(一)	1	3	3	6	18
國民收入統計科(二)	1	2	2#	3	8
國際收支平衡統計科(一)	1	4	2	4	15
國際收支平衡統計科(二)	1	3	9#	7#	28
社會統計部					
社會統計科	1	3	1	6	16#
普查及人口統計科	1	1	3	6	5
普查策劃科	1	2	3	4	2
綜合統計部					
勞工統計科(一)	1	2	2	5	18
勞工統計科(二)	1	2		6#	13
綜合統計科(一)	1	2	1	3	5
綜合統計科(二)	1	2		2	2
終端用戶電腦應用科	1	1	1	3	
電子化統計服務科	1	1	1	2	
副處長辦事處					
發展科	1	1		1	1
技術支援科	2#	1		1	1
中央補缺人員		2			
總計	26#	55	33#	101#	230#

註：除列於表內的職位外，亦設有一個處長、一個副處長及五個助理處長職位，這些職位均屬專業人員職位。

@ 所有在職者均是二級統計主任。

包括編制外職位。

高級 統計督導 Senior Statistics Supervisor	統計督導 Statistics Supervisor	高級外勤 統計主任 Senior Census and Survey Officer	外勤 統計主任 Census and Survey Officer	助理外勤 統計主任 Assistant Census and Survey Officer	Division / Branch
					ECONOMIC STATISTICS DIVISION (1)
1	12				Trade Statistics Branch (1)
3#	10	1	7	28#	Trade Statistics Branch (2)
					Trade Statistics Branch (3)
		1	8	19	Price Statistics Branch
					ECONOMIC STATISTICS DIVISION (2)
					Sectoral Economic Statistics Branch (1)
					Sectoral Economic Statistics Branch (2)
					Sectoral Economic Statistics Branch (3)
					Sectoral Economic Statistics Branch (4)
		8#	59	61	Economic Surveys Branch
					ECONOMIC STATISTICS DIVISION (3)
					National Income Branch (1)
					National Income Branch (2)
					Balance of Payments Branch (1)
		3	35		Balance of Payments Branch (2)
					SOCIAL STATISTICS DIVISION
		1	3	1	Social Statistics Branch
					Census and Demographic Statistics Branch
		1	7	7	Census Planning Branch
					GENERAL STATISTICS DIVISION
		1	11	44	Labour Statistics Branch (1)
		2	12	43	Labour Statistics Branch (2)
					General Statistics Branch (1)
					General Statistics Branch (2)
					End-user Computing Branch
					Electronic Statistical Services Delivery Branch
					OFFICE OF THE DEPUTY COMMISSIONER
					Development Branch
					Technical Secretariat
					Central Reserve
4#	22	18#	142	203#	Total

Notes : In addition to those given in the table, there are 1 post of Commissioner, 1 post of Deputy Commissioner and 5 posts of Assistant Commissioner, which are all professional posts.

@ All incumbents of the posts were Statistical Officers II.

Includes supernumerary posts.

於二零零四至二零零五年度根據各制定的普查及統計令進行的統計調查

Surveys Conducted in 2004-2005 Under Enacted Census and Statistics Orders

(註：此表載列在二零零四年四月至二零零五年三月期間進行統計訪問工作的統計調查。)

(Note : This list covers surveys for which fieldwork took place during the period April 2004 to March 2005.)

(一) 統計調查

(A) Surveys

銀行、接受存款公司、有限制牌照銀行及外地銀行代表辦事處按年統計調查	Annual Survey of Banks, Deposit-taking Companies, Restricted Licence Banks and Representative Offices of Foreign Banks
屋宇建築、建造及地產業按年統計調查	Annual Survey of Building, Construction and Real Estate Sectors
服務輸入及輸出按年統計調查	Annual Survey of Imports and Exports of Services
工業生產按年統計調查	Annual Survey of Industrial Production
倉庫、通訊、財務、保險及商用服務按年統計調查	Annual Survey of Storage, Communication, Financing, Insurance and Business Services
運輸及有關服務按年統計調查	Annual Survey of Transport and Related Services
批發、零售、進口與出口貿易、食肆及酒店按年統計調查	Annual Survey of Wholesale, Retail and Import and Export Trades, Restaurants and Hotels
對外申索、負債及收益統計調查	Survey of External Claims, Liabilities and Income
創新活動統計調查	Survey of Innovation Activities
勞工收入統計調查	Labour Earnings Survey
建造工程完成量按季統計調查	Quarterly Survey of Construction Output
僱傭及職位空缺按季統計調查	Quarterly Survey of Employment and Vacancies
工業生產按季統計調查	Quarterly Survey of Industrial Production
食肆的收入及購貨額按季統計調查	Quarterly Survey of Restaurant Receipts and Purchases
服務行業按季統計調查	Quarterly Survey of Service Industries
零售業銷貨額按月統計調查	Monthly Survey of Retail Sales

(二) 普查及統計令	(B) Census and Statistics Orders	制定日期 Date of Enactment
一九九六年普查及統計 (銀行、接受存款公司、有限制 牌照銀行及外地銀行代表辦事處 按年調查) (修訂) 令	Census and Statistics (Annual Survey of Banks, Deposit-taking Companies, Restricted Licence Banks and Representative Offices of Foreign Banks) (Amendment) Order 1996	17.1.1996
一九九五年普查及統計 (屋宇建築、建造及地產業按年 調查) (修訂) 令	Census and Statistics (Annual Survey of Building, Construction and Real Estate Sectors) (Amendment) Order 1995	17.2.1995
一九九六年普查及統計 (服務輸入及輸出按年調查) (修訂) 令	Census and Statistics (Annual Survey of Imports and Exports of Services) (Amendment) Order 1996	22.4.1996
一九九五年普查及統計 (工業生產按年調查) (修訂) 令	Census and Statistics (Annual Survey of Industrial Production) (Amendment) Order 1995	17.2.1995
一九九五年普查及統計 (倉庫、通訊、財務、保險及商 用服務按年調查) (修訂) 令	Census and Statistics (Annual Survey of Storage, Communication, Financing, Insurance and Business Services) (Amendment) Order 1995	17.2.1995
一九九五年普查及統計 (運輸及有關服務按年調查) (修訂) 令	Census and Statistics (Annual Survey of Transport and Related Services) (Amendment) Order 1995	17.2.1995
一九九五年普查及統計 (批發、零售、進口與出口貿 易、食肆及酒店按年調查) (修訂) 令	Census and Statistics (Annual Survey of Wholesale, Retail and Import and Export Trades, Restaurants and Hotels) (Amendment) Order 1995	17.2.1995
二零零一年普查及統計 (對外申索、負債及收益調查) (修訂) 令	Census and Statistics (Survey of External Claims, Liabilities and Income) (Amendment) Order 2001	7.11.2001
二零零二年普查及統計 (創新活動調查) 令	Census and Statistics (Survey of Innovation Activities) Order 2002	29.11.2002
二零零零年普查及統計 (勞工收入調查) 令	Census and Statistics (Labour Earnings Survey) Order 2000	15.3.2000
一九九七年普查及統計 (建造工程完成量按季調查) 令	Census and Statistics (Quarterly Survey of Construction Output) Order 1997	30.6.1997
一九九九年普查及統計 (僱傭及職位空缺按季調查) (修訂) 令	Census and Statistics (Quarterly Survey of Employment and Vacancies) (Amendment) Order 1999	3.2.1999
一九九五年普查及統計 (工業生產按季調查) (修訂) 令	Census and Statistics (Quarterly Survey of Industrial Production) (Amendment) Order 1995	6.11.1995
一九八三年普查及統計 (食肆的收入及購貨額按季 調查) 令	Census and Statistics (Quarterly Survey of Restaurant Receipts and Purchases) Order 1983	14.1.1983
一九九八年普查及統計 (服務行業按季調查) (修訂) 令	Census and Statistics (Quarterly Survey of Service Industries) (Amendment) Order 1998	20.7.1998
一九九八年普查及統計 (零售業銷貨額按月調查) (修訂) 令	Census and Statistics (Monthly Survey of Retail Sales) (Amendment) Order 1998	24.7.1998

於二零零四至二零零五年度進行的自願參與統計調查 Voluntary Surveys Conducted in 2004-2005

(註：此表載列在二零零四年四月至二零零五年三月期間進行統計訪問工作的統計調查。)

(Note : This list covers surveys for which fieldwork took place during the period April 2004 to March 2005.)

統計調查	Surveys	刊登憲報公告日期 Date of Gazette Notification
電影院與劇院票房收入按年統計調查	Annual Survey of Box Office Receipts of Cinemas and Theatres	26.3.1993
海外旅行團按年統計調查	Annual Survey of Overseas Tours	19.1.1990
個人、社會及康樂服務按年統計調查	Annual Survey of Personal, Social and Recreational Services	19.1.1990
私人非牟利團體自置及佔用樓宇按年統計調查	Annual Survey of Premises Owned and Occupied by Private Non-profit Bodies	19.1.1990
海外公司駐香港的地區代表按年統計調查	Annual Survey of Regional Offices Representing Overseas Companies in Hong Kong	25.5.2001
公眾用於電子遊戲之開支按年統計調查	Annual Survey of the Public's Expenditure on Electronic Games	19.1.1990
公眾用於理髮的開支按年統計調查	Annual Survey of the Public's Expenditure on Hairdressing	19.1.1990
公眾用於報紙與雜誌的開支按年統計調查	Annual Survey of the Public's Expenditure on Newspapers and Periodicals	19.1.1990
公眾用於攝影及照片沖印服務的開支按年統計調查	Annual Survey of the Public's Expenditure on Photo-taking, Film Development and Photo-printing Services	19.1.1990
公眾用作的士車資之開支按年統計調查	Annual Survey of the Public's Expenditure on Taxi Fare	19.1.1990
公眾用於錄影帶及錄影碟之開支按年統計調查	Annual Survey of the Public's Expenditure on Videotapes and Videodiscs	19.1.1990
資訊科技在工商業的使用情況和普及程度按年統計調查	Annual Survey on Information Technology Usage and Penetration in the Business Sector	2.3.2001
經理級與專業僱員(高層管理人員除外)薪金及僱員福利統計調查	Survey of Salaries and Employee Benefits - Managerial and Professional Employees (Excluding Top Management)	28.9.2001

統計調查	Surveys	刊登憲報公告日期 Date of Gazette Notification
綜合住戶統計調查	General Household Survey	19.1.1990
建築地盤就業人數按季統計調查	Quarterly Employment Survey of Construction Sites	19.3.1999
業務展望按季統計調查	Quarterly Business Tendency Survey	29.11.2002
建築材料批發價格按月統計調查	Monthly Building Materials Wholesale Price Survey	19.1.1990
棉花消耗按月統計調查	Monthly Cotton Consumption Survey	19.1.1990
進出口價格按月統計調查	Monthly Import and Export Price Survey	19.1.1990
按月零售物價統計調查	Monthly Retail Price Survey	24.5.1996
轉口貿易按月統計調查	Monthly Survey of Re-export Trade	18.4.1997
進口貿易保險費及運費按月統計調查	Monthly Survey on Insurance and Freight Costs for Import Trade	27.10.1995
涉及外發中國內地加工貿易按月統計調查	Monthly Survey on Trade Involving Outward Processing in the Mainland of China	3.4.1998
在二零零四年第二季進行的主題性住戶統計調查	Thematic Household Survey in the Second Quarter of 2004	14.5.2004
在二零零四年第四季進行的主題性住戶統計調查	Thematic Household Survey in the Fourth Quarter of 2004	5.11.2004
二零零五年第一輪主題性住戶統計調查	The First Round of Thematic Household Survey in 2005	18.2.2005
二零零四年至零五年住戶開支統計調查的試驗性統計調查	Pretest Survey of the 2004/05 Household Expenditure Survey	4.6.2004
二零零四年至零五年住戶開支統計調查	The 2004/05 Household Expenditure Survey	17.9.2004

二零零五年政府統計處定期性統計數據發布日期一覽表

Schedule for Issuing Regular Releases of Statistical Data by the Census and Statistics Department in 2005

(已於二零零四年九月底預先公布)

(Pre-announced in end September of 2004)

統計數據		2005	1月 January	2月 February	3月 March	4月 April	5月 May	6月 June
人口								
人口數字	發布日期 統計日期			15 31/12/2004				
勞工、就業、工資								
失業及就業不足統計數字	發布日期 統計月份	18 10-12/2004	21 11/2004- 1/2005	21 12/2004- 2/2005	19 1-3/2005	19 2-4/2005	16 3-5/2005	
就業及空缺統計	發布日期 統計月份			22 12/2004			21 3/2005	
薪金總額及工資統計	發布日期 統計季度			29 Q4/2004			28 Q1/2005	
經理級與專業僱員薪金指數	發布日期 統計月份							
對外商品貿易								
對外商品貿易統計 ⁽¹⁾	發布日期 統計月份	27 12/2004	28 1/2005	29 2/2005	28 3/2005	27 4/2005	27 5/2005	
對外商品貿易貨量及價格統計	發布日期 統計月份	24 11/2004	22 12/2004	24 1/2005	25 2/2005	23 3/2005	24 4/2005	
船隻、港口貨物及貨櫃統計	發布日期 統計季度			11 Q4/2004			9 Q1/2005	
涉及外發中國內地加工貿易統計	發布日期 統計季度			22 Q4/2004			21 Q1/2005	
工商業								
工業生產指數和製造業生產者價格指數	發布日期 統計季度			18 Q4/2004			17 Q1/2005	
按產品所屬工業劃分的本港製造業產品出口統計	發布日期 統計年度/ 季度		14 2004			10 Q1/2005		

7月 July	8月 August	9月 September	10月 October	11月 November	12月 December	2005	Statistical Data	
							Population	
	16 30/6/2005						Release date Reference date	Population figures
							Labour, Employment, Wages	
18 4-6/2005	18 5-7/2005	20 6-8/2005	18 7-9/2005	17 8-10/2005	19 9-11/2005		Release date Reference months	Unemployment and underemployment statistics
		23 6/2005			22 9/2005		Release date Reference month	Employment and vacancies statistics
		27 Q2/2005			30 Q3/2005		Release date Reference quarter	Payroll and wage statistics
				8 6/2005			Release date Reference month	Salary indices for managerial and professional employees
							External Merchandise Trade	
26 6/2005	26 7/2005	27 8/2005	27 9/2005	28 10/2005	29 11/2005		Release date Reference month	External merchandise trade statistics ⁽¹⁾
25 5/2005	22 6/2005	23 7/2005	25 8/2005	21 9/2005	23 10/2005		Release date Reference month	Volume and price statistics of external merchandise trade
		9 Q2/2005			9 Q3/2005		Release date Reference quarter	Statistics on vessels, port cargo and containers
		22 Q2/2005			20 Q3/2005		Release date Reference quarter	Statistics on trade involving outward processing in the mainland of China
							Commerce and Industry	
		16 Q2/2005			16 Q3/2005		Release date Reference quarter	Quarterly Index of Industrial Production and Quarterly Producer Price Indices for manufacturing industries
	9 Q2/2005			10 Q3/2005			Release date Reference year/ quarter	Domestic export statistics classified by industrial origin

統計數據		2005	1月 January	2月 February	3月 March	4月 April	5月 May	6月 June
工商業 (續)								
建造工程完成量統計	發布日期 統計季度				17 Q4/2004			17 Q1/2005
零售業銷貨額統計	發布日期 統計月份	7 11/2004	7 12/2004	8 1/2005	8 2/2005	6 3/2005	7 4/2005	
食肆的收入及購貨額統計	發布日期 統計季度		17 Q4/2004			17 Q1/2005		
服務行業按季業務收益指數	發布日期 統計季度			18 Q4/2004				17 Q1/2005
按季業務展望統計調查結果	發布日期 統計季度	31 Q1/2005				29 Q2/2005		
消費物價								
消費物價指數	發布日期 統計月份	21 12/2004	22 1/2005	22 2/2005	22 3/2005	23 4/2005	23 5/2005	
國民收入及國際收支平衡								
本地生產總值 ⁽²⁾	發布日期 統計季度			16 Q4/2004		27 Q1/2005		
以固定價格計算按經濟活動劃分的按季本地生產總值	發布日期 統計季度			31 Q4/2004				28 Q1/2005
本地居民生產總值及對外要素收益流動數字	發布日期 統計季度			16 Q4/2004				20 Q1/2005
國際收支平衡統計	發布日期 統計季度			31 Q4/2004				28 Q1/2005
國際投資頭寸統計	發布日期 統計年度							16 2004

註：每年九月，本處會向傳媒公布翌年定期性統計數據新聞發布的詳細時間表。除了這些定期性新聞發布外，本處亦會不時發出非定期性統計數據的新聞稿(例如公布非定期進行統計調查結果的新聞稿)。本處近年發出的所有新聞稿均上載於本處網站(<http://www.info.gov.hk/censtatd/>)。

Q1、Q2、Q3、Q4 代表第一、第二、第三和第四季。

(1) 由統計月份二零零四年十二月開始，「對外商品貿易總計數字」和「按國家/地區及貨品分析的對外商品貿易統計」的新聞稿合併以一份名為「對外商品貿易統計」的新聞稿發布。而最後一輪的「按國家/地區及貨品分析的對外商品貿易統計」新聞稿載列二零零四年十一月的統計數字，已於二零零五年一月四日發布。

(2) 二零零五年第一、第二和第三季的本地生產總值數字，會於財政司司長辦公室轄下的經濟分析及方便營商處的經濟分析部發表二零零五年第一季、二零零五年上半年和二零零五年第三季的經濟情況及二零零五年全年本地生產總值和價格修訂預測的新聞稿內公布。至於二零零四年第四季和二零零四年全年的本地生產總值，則連同其他輔助文件，在財政司司長於二零零五年三月十六日宣讀《財政預算案演詞》當日公布。政府統計處不會在該些日子就本地生產總值另發新聞稿。

7月 July	8月 August	9月 September	10月 October	11月 November	12月 December	2005	Statistical Data
							Commerce and Industry (Cont'd)
		16 Q2/2005			16 Q3/2005	Release date Reference quarter	Construction output statistics
7 5/2005	8 6/2005	6 7/2005	7 8/2005	7 9/2005	6 10/2005	Release date Reference month	Retail sales statistics
	15 Q2/2005			15 Q3/2005		Release date Reference quarter	Restaurant receipts and purchases statistics
		16 Q2/2005			16 Q3/2005	Release date Reference quarter	Quarterly Business Receipts Indices for service industries
29 Q3/2005			31 Q4/2005			Release date Reference quarter	Results of the Quarterly Business Tendency Survey
							Consumer Prices
22 6/2005	23 7/2005	23 8/2005	21 9/2005	22 10/2005	22 11/2005	Release date Reference month	Consumer Price Index
							National Income and Balance of Payments
	26 Q2/2005			25 Q3/2005		Release date Reference quarter	Gross Domestic Product ⁽²⁾
		27 Q2/2005			29 Q3/2005	Release date Reference quarter	Quarterly constant price Gross Domestic Product by economic activity
		20 Q2/2005			20 Q3/2005	Release date Reference quarter	Gross National Product and External Factor Income Flows
		29 Q2/2005			29 Q3/2005	Release date Reference quarter	Balance of Payments statistics
						Release date Reference year	International investment position statistics

Notes: The date schedule for issuing regular press releases of statistical data in the ensuing year is issued to the mass media in September of each year. In addition to these regular press releases, ad hoc press releases on statistical data (e.g. press release announcing results of ad hoc surveys) are also issued from time to time. All press releases issued by the department in recent years are posted on the department's website (<http://www.info.gov.hk/censtatd/>).

Q1, Q2, Q3 and Q4 represent respectively the first, second, third and fourth quarter.

(1) Starting from the reference month of December 2004, the press releases on "External Merchandise Trade Aggregate Figures" and "External Merchandise Trade Statistics Classified by Country/Territory and Commodity" have been consolidated to form a press release entitled "External Merchandise Trade Statistics". The final round of the press release on "External Merchandise Trade Statistics Classified by Country/Territory and Commodity", containing the statistics for November 2004, was issued on 4 January 2005.

(2) The Gross Domestic Product (GDP) figures for the first, second and third quarter of 2005 will be announced in the respective press releases issued by the Economic Analysis Division of the Economic Analysis and Business Facilitation Unit under the Financial Secretary's Office on the economic situation for the first quarter of 2005, the first half of 2005 and the third quarter of 2005 and the update of GDP and price forecasts for 2005 as a whole. As regards the fourth quarter of 2004 and the annual GDP for 2004, the data together with other supporting materials were released along with the Financial Secretary's Budget Speech delivered on 16 March 2005. No separate press release on the GDP will be issued by the Census and Statistics Department on those days.

政府統計處刊物一覽 (截至二零零五年三月三十一日)

List of Publications of the Census and Statistics Department

(as at 31.3.2005)

名稱	Title	最新期號 Latest issue	印刷版售價(港元) Price of print version (HK\$)	
			不包括郵費 Not including postage	連本地郵費 Including local postage
綜合性統計刊物	General Statistical Digests			
香港經濟趨勢 (半月刊)	Hong Kong Economic Trends (<i>half-monthly</i>)	31/1/2005	12.0	15.0
香港統計月刊 *#	Hong Kong Monthly Digest of Statistics *#	3/2005	77.0	93.5
香港統計年刊 #	Hong Kong Annual Digest of Statistics #	2004	94.0	122.0
香港社會及經濟趨勢(雙年刊) #	Hong Kong Social and Economic Trends (<i>biennial</i>) #	2003	100.0	116.4
香港的發展(1967-2002)－統計圖表集(特刊) #	A Graphic Guide on Hong Kong's Development (1967-2002)(<i>ad hoc</i>) #	—	38.0	54.4
香港統計數字一覽 (年刊) **	Hong Kong in Figures (<i>annual</i>) **	2005	— 免費 Free —	—
對外貿易	External Trade			
商品貿易統計	Merchandise Trade Statistics			
香港商品貿易統計：	Hong Kong Merchandise Trade Statistics:			
進口 (月刊)	Imports (<i>monthly</i>)	12/2004	197.0	225.0
港產品出口及轉口 (月刊)	Domestic Exports and Re-exports (<i>monthly</i>)	12/2004	197.0	225.0
周年附刊，按國家及貨品劃分：	Annual Supplement, Country by Commodity :			
• 進口	• Imports	2004	197.0	225.0
• 港產品出口及轉口	• Domestic Exports and Re-exports	2004	197.0	244.0
上述商品貿易統計刊物亦備電腦輸出縮微膠片(COM) +：	The above merchandise trade statistics publications are also available in Computer Output Microfiche (COM) +:			
進口 (月刊)	Imports (<i>monthly</i>)	12/2004	52.5	55.5
港產品出口 (月刊)	Domestic Exports (<i>monthly</i>)	12/2004	33.0	36.0
轉口 (月刊)	Re-exports (<i>monthly</i>)	12/2004	70.0	73.0
周年附刊	Annual Supplement			
• 進口	• Imports	2004	93.5	96.5
• 港產品出口	• Domestic Exports	2004	70.5	73.5
• 轉口	• Re-exports	2004	146.5	149.5
香港對外商品貿易 (月刊)	Hong Kong External Merchandise Trade (<i>monthly</i>)	1/2005	65.0	81.5
香港對外商品貿易回顧 (年刊)	Annual Review of Hong Kong External Merchandise Trade (<i>annual</i>)	2003	56.0	64.2
香港商品貿易指數 (月刊)	Hong Kong Merchandise Trade Index Numbers (<i>monthly</i>)	1/2005	19.0	23.0
對外商品貿易數字 (月刊)	External Merchandise Trade Figures (<i>monthly</i>)	2/2005	— 免費 Free —	—
按產品所屬工業劃分的港產品出口統計數字 (季刊)	Domestic Exports Statistics Classified by Industrial Origin (<i>quarterly</i>)	Q4/2004	— 免費 Free —	—
船務統計	Shipping Statistics			
香港船務統計 (季刊)	Hong Kong Shipping Statistics (<i>quarterly</i>)	10-12/2004	47.0	55.5
服務貿易統計	Trade in Services Statistics			
香港服務貿易統計報告 (年刊)	Report on Hong Kong Trade in Services Statistics (<i>annual</i>)	2002	38.0	42.4

名稱	Title	最新期號 ## Latest issue ##	印刷版售價(港元) Price of print version (HK\$)	
			不包括郵費 Not including postage	連本地郵費 Including local postage
國民收入	National Income			
本地生產總值 (季刊)	Gross Domestic Product (quarterly)	Q4/2004	28.0	32.5
本地生產總值(年刊) **	Gross Domestic Product (annual) **	2004	54.0	62.2
本地生產總值特刊，二零零二年八月(特刊)	Special Report on Gross Domestic Product, August 2002 (ad hoc)	—	46.0	54.2
國際收支平衡	Balance of Payments			
香港國際收支平衡統計 一九九七年至一九九九年 (特刊)	Balance of Payments Statistics of Hong Kong 1997 to 1999 (ad hoc)	—	14.0	18.0
香港國際收支平衡統計(季刊)	Balance of Payments Statistics of Hong Kong (quarterly)	Q4/2004	24.0	28.0
勞工	Labour			
勞動人口、就業及空缺統計	Labour Force, Employment and Vacancy Statistics			
綜合住戶統計調查按季統計報告書	Quarterly Report on General Household Survey	10-12/2004	38.0	46.5
就業及空缺按季統計報告	Quarterly Report of Employment and Vacancies Statistics	12/2004	30.0	34.5
建築地盤就業及空缺按季統計報告	Quarterly Report of Employment and Vacancies at Construction Sites	12/2004	24.0	28.0
就業及空缺統計(詳細統計表) (年刊)：	Employment and Vacancies Statistics (Detailed Tables) (annual):			
甲系列(服務業)	Series A (Services Sectors)	2004	62.0	78.4
乙系列(批發、零售、飲食及酒店業)	Series B (Wholesale and Retail Trades, Restaurants and Hotels)	2004	48.0	52.4
丙系列(工業)	Series C (Industrial Sectors)	2004	93.0	109.4
丁系列(進出口貿易業)	Series D (Import/Export Trades)	2003	29.0	33.0
工資及勞工收入統計	Wages and Labour Earnings Statistics			
工資及薪金總額按季統計報告	Quarterly Report of Wage and Payroll Statistics	12/2004	33.0	41.5
經理級與專業僱員薪金及僱員福利統計報告(高層管理人員除外)(年刊) #	Report of Salaries and Employee Benefits Statistics – Managerial and Professional Employees (Excluding Top Management) (annual) #	2004	18.0	22.4
從事公營建築工程的工人每日平均工資(月刊)	Average Daily Wages of Workers Engaged in Public Sector Construction Projects (monthly)	1/2005	—— 免費 Free ——	——
人力統計	Manpower Statistics			
二零零二年人力培訓及工作技能需求機構單位統計調查報告(特刊)	Report on 2002 Establishment Survey on Manpower Training and Job Skills Requirements (ad hoc)	—	48.0	56.2
消費物價及住戶開支	Consumer Prices and Household Expenditure			
消費物價指數月報	Monthly Report on the Consumer Price Index	2/2005	37.0	41.5
消費物價指數年報	Annual Report on the Consumer Price Index	2004	51.0	59.2
一九九九至二零零零年住戶開支統計調查及重訂消費物價指數基期(特刊)	1999/2000 Household Expenditure Survey and the Rebasing of the Consumer Price Indices (ad hoc)	—	28.0	36.2

名稱	Title	最新期號 ## Latest issue ##	印刷版售價(港元) Price of print version (HK\$)	
			不包括郵費 Not including postage	連本地郵費 Including local postage
工商業	Commerce and Industry			
工業生產	Industrial Production			
工業生產按年統計調查報告	Report on Annual Survey of Industrial Production	2003	60.0	68.2
工業生產按季指數	Quarterly Index of Industrial Production	Q4/2004	7.0	10.0
製造業按季生產者價格指數	Quarterly Producer Price Indices for Manufacturing Industries	Q4/2004	6.0	9.0
紡織業生產按季統計數字	Quarterly Textile Production Statistics	Q4/2004	3.0	6.0
經銷及服務業	Distribution and Services			
批發、零售、進口與出口貿易、食肆及酒店按年統計調查報告	Report on Annual Survey of Wholesale, Retail and Import and Export Trades, Restaurants and Hotels	2003	58.0	66.2
食肆的收入及購貨額按季統計調查報告	Report on Quarterly Survey of Restaurant Receipts and Purchases	Q4/2004	4.0	7.0
零售業銷貨額按月統計調查報告	Report on Monthly Survey of Retail Sales	1/2005	8.0	11.0
運輸及有關服務按年統計調查報告	Report on Annual Survey of Transport and Related Services	2003	42.0	46.0
倉庫、通訊、財務、保險及商用服務按年統計調查報告	Report on Annual Survey of Storage, Communication, Financing, Insurance and Business Services	2003	50.0	54.4
服務行業按季業務收益指數	Quarterly Business Receipts Indices for Service Industries	Q4/2004	8.0	11.0
服務業統計摘要(年刊)	Statistical Digest of the Services Sector (annual)	2004	122.0	138.4
服務業統計摘要按季補充資料	Quarterly Supplement to Statistical Digest of the Services Sector	Q3/2004	60.0	69.0
屋宇建築及建造	Building and Construction			
屋宇建築、建造及地產業按年統計調查報告	Report on Annual Survey of Building, Construction and Real Estate Sectors	2003	46.0	50.4
建造工程完成量按季統計調查報告	Report on the Quarterly Survey of Construction Output	Q4/2004	14.0	18.0
特選建築材料平均批發價格(月刊)	Average Wholesale Prices of Selected Building Materials (monthly)	12/2004	—— 免費 Free ——	—— 免費 Free ——
政府合約的工資及材料成本指數(月刊)	Index Numbers of the Costs of Labour and Selected Materials Used in Government Contracts (monthly)	10/2004	—— 免費 Free ——	—— 免費 Free ——
公營建築工程的工資及材料成本指數(1995年6月=100)(月刊)	Index Numbers of the Costs of Labour and Materials Used in Public Sector Construction Projects (June 1995=100)(monthly)	12/2004	—— 免費 Free ——	—— 免費 Free ——
公營建築工程的工資及材料成本指數(2003年4月=100)(月刊)	Index Numbers of the Costs of Labour and Materials Used in Public Sector Construction Projects (April 2003=100)(monthly)	12/2004	—— 免費 Free ——	—— 免費 Free ——
能源	Energy			
香港能源統計(季刊)	Hong Kong Energy Statistics (quarterly)	Q3/2004	14.0	18.0
香港能源統計(年刊)	Hong Kong Energy Statistics (annual)	2003	28.0	32.0
其他經濟及工商業統計	Other Economic and Business Statistics			
業務展望按季統計調查報告	Report on Quarterly Business Tendency Survey	Q1/2005	20.0	24.0
手頭訂單按月統計調查	Monthly Survey of Orders-on-hand	10/2003	8.0	11.0
香港對外直接投資統計(年刊)	External Direct Investment Statistics of Hong Kong (annual)	2003	38.0	42.0

名稱	Title	最新期號 ## Latest issue	印刷版售價(港元) Price of print version (HK\$)	
			不包括郵費 Not including postage	連本地郵費 Including local postage
海外公司駐香港的地區代表按年統計調查報告	Report on Annual Survey of Regional Offices Representing Overseas Companies in Hong Kong	2004	30.0	34.0
資訊科技在工商業的使用情況和普及程度按年統計調查報告	Report on Annual Survey on Information Technology Usage and Penetration in the Business Sector	2004	38.0	46.2
工商業創新活動按年統計調查報告	Report on Annual Survey of Innovation Activities in the Business Sector	2003	34.0	42.2
香港—資訊社會(年刊)	Hong Kong as an Information Society (annual)	2004	96.0	104.2
人口	Population			
香港二零零一年人口普查	Hong Kong 2001 Population Census			
二零零一年人口普查(特刊)	2001 Population Census (ad hoc)			
簡要報告	Summary Results	—	38.0	46.2
主要報告—第一冊	Main Report - Volume I	—	84.0	100.4
主要報告—第二冊	Main Report - Volume II	—	66.0	82.4
主要統計表	Main Tables	—	70.0	86.4
統計圖解	Graphic Guide	—	30.0	38.2
有關各區議會分區的基本統計表	Basic Tables for District Council Districts	—	34.0	42.2
有關香港島各選區的基本統計表	Basic Tables for Constituency Areas : Hong Kong Island	—	40.0	56.4
有關九龍各選區的基本統計表	Basic Tables for Constituency Areas : Kowloon	—	48.0	64.4
有關新界各選區的基本統計表	Basic Tables for Constituency Areas : New Territories	—	74.0	102.0
區議會分區及選區統計表的附件—區域分界地圖	Boundary Maps Complementary to Tables for District Council Districts and Constituency Areas	—	122.0	150.0
有關各規劃統計小區的基本統計表	Basic Tables for Tertiary Planning Units	—	82.0	110.0
規劃統計小區統計表的附件—區域分界地圖	Boundary Maps Complementary to Tables for Tertiary Planning Units	—	42.0	50.2
主題性報告—青年	Thematic Report - Youths	—	36.0	44.2
主題性報告—女性及男性	Thematic Report - Women and Men	—	40.0	48.2
主題性報告—長者	Thematic Report - Older Persons	—	36.0	44.2
主題性報告—少數族裔人士	Thematic Report - Ethnic Minorities	—	44.0	52.2
主題性報告—內地來港定居未足七年人士	Thematic Report - Persons from the Mainland Having Resided in Hong Kong for Less Than 7 Years	—	38.0	46.2
主題性報告—單親人士	Thematic Report - Single Parents	—	36.0	44.2
其他與人口有關的刊物	Other Publications relating to Population			
香港人口推算2004-2033(特刊)	Hong Kong Population Projections 2004-2033 (ad hoc)	—	28.0	36.2
香港人口生命表1998-2033(特刊)	Hong Kong Life Tables 1998-2033 (ad hoc)	—	28.0	32.4
香港人口趨勢1981-2001(特刊)	Demographic Trends in Hong Kong 1981-2001 (ad hoc)	—	28.0	36.2

名稱	Title	最新期號 ## Latest issue	印刷版售價(港元) Price of print version (HK\$)	
			不包括郵費 Not including postage	連本地郵費 Including local postage
社會資料	Social Data			
從綜合住戶統計調查搜集所得的社會資料	Social Data Collected via the General Household Survey			
第三十九號專題報告書 (特刊) :	Special Topics Report No. 39 (<i>ad hoc</i>) :	–	51.0	55.4
勞工流動情況	Labour mobility			
主題性住戶統計調查第二十號報告書 (特刊) :	Thematic Household Survey Report No. 20 (<i>ad hoc</i>):	–	68.0	84.4
資訊科技的使用情況和普及程度	Information Technology Usage and Penetration			
按區議會分區劃分的人口及住戶統計資料 (年刊)	Population and Household Statistics Analysed by District Council District (<i>annual</i>)	2004	17.0	20.7
一九九八年在香港發生的罪案及罪案事主 (特刊)	Crime and Its Victims in Hong Kong in 1998 (<i>ad hoc</i>)	–	38.0	54.4
香港的女性及男性—主要統計數字 (年刊)	Women and Men in Hong Kong – Key Statistics (<i>annual</i>)	2004	60.0	68.2
統計分類表	Classification Lists			
香港進出口貨物分類表 (協調制度), 二零零二年版 (特刊)	Hong Kong Imports and Exports Classification List (Harmonized System), 2002 Edition (<i>ad hoc</i>)			
第一冊: 第一至第十類貨物	Volume One : Commodity Section I - X	–	24.0	40.4
第二冊: 第十一至第二十二類貨物	Volume Two : Commodity Section XI - XXII	–	26.0	42.4
第三冊: 按字母次序排列的貨物目錄	Volume Three : Alphabetical List of Articles	–	28.0	44.4
香港商品貿易統計分類表, 二零零二年版 (特刊)	Hong Kong Merchandise Trade Statistics Classification, 2002 Edition (<i>ad hoc</i>)	–	62.0	78.4
香港標準行業分類 (第一冊) (特刊) **	Hong Kong Standard Industrial Classification (Volume One) (<i>ad hoc</i>) **	–	135.0	163.0
統計發展報告	Report on Statistical Development			
統計發展概要 (年刊) ^^	An Outline of Statistical Development (<i>annual</i>) ^^	2004	46.0	54.2

註：除另有註明外，所有刊物均以中、英文對照形式出版。獲取刊物的方法載於第 84 頁。

市民可到網上「香港統計數據書店」(<http://www.statisticalbookstore.gov.hk>)購買刊物的下載版(PDF 格式)。購買刊物的下載版無須繳付郵費。

Q1、Q2、Q3、Q4 代表第一、第二、第三和第四季。

* 《香港統計月刊》的特定章節在網上有售。此外，月刊每期所載的專題文章亦供分別選購。這些特定章節及專題文章只提供下載版。詳情請瀏覽網上「香港統計數據書店」(<http://www.statisticalbookstore.gov.hk>)內「《香港統計月刊》的選定章節」一節。

++ 分別備有中文版和英文版。

+ 祇有英文版。

本刊物的印刷版亦於部分郵局出售 (查詢熱線：(852) 2921 2222)。

^^ 此刊物的 2004 年版亦備有唯讀光碟版(PDF 格式)，售價為 38.1 港元，連本地郵費則為 41.1 港元。

所列售價及郵費日後或有修訂。外地郵費將於收到訂購要求後另行通知。

有關政府統計處刊物及其他統計產品的最新資料，請瀏覽本處網站內「產品及服務」一節(http://www.info.gov.hk/censtatd/chinese/prod_serv/index.html)或致電刊物出版組查詢(電話：(852) 2582 3025)。

Notes: Unless otherwise specified, all publications are published in bilingual format. Means of obtaining the publications are given in page 84.

No postage is needed for download version of the publications (in PDF format), which can be purchased online at the "Statistical Bookstore, Hong Kong" (<http://www.statisticalbookstore.gov.hk>).

Q1, Q2, Q3 and Q4 represent respectively the first, second, third and fourth quarter.

* Selected sections of the Hong Kong Monthly Digest of Statistics are available for purchase online. Besides, feature articles in each issue can be purchased separately. Selected sections and individual feature articles are only available in download versions. Please refer to the "Selected Sections of Hong Kong Monthly Digest of Statistics (HKMDS)" section of the online "Statistical Bookstore, Hong Kong" (<http://www.statisticalbookstore.gov.hk>).

++ Available in separate Chinese and English versions.

+ Available in English version only.

Print version of this publication is also put for sale at selected Post Offices (enquiry hotline: (852) 2921 2222).

^^ A CD-ROM version (in PDF format) is also available for the 2004 edition. The selling price is HK\$38.1, or HK\$41.1 if including local postage.

All quoted prices and postages are subject to revision. Postage for external mailings will be advised upon receipt of orders.

For up-to-date information of the publications and other statistical products of the Census and Statistics Department, please visit the "Products & Services" section on the website of the department (http://www.info.gov.hk/censtatd/eng/prod_serv/index.html) or call the Publications Unit of the department at (852) 2582 3025.

政府統計處唯讀光碟產品一覽 (截至二零零五年三月三十一日)

List of CD-ROM Products of the Census and Statistics Department

(as at 31.3.2005)

售價不包括
郵費(港元)
Price not including
postage (HK\$)

售價連本地
郵費(港元)
Price including
local postage (HK\$)

二零零一年人口普查

2001 Population Census

統計表唯讀光碟 (不定期) ⁺⁺

TAB on CD-ROM (ad hoc) ⁺⁺

1,690.0

1,711.2

載有372個常用統計表。有關統計表涉及的主題廣泛，包括人口、住戶、教育、經濟、房屋、內部遷移及人口分組等本港住戶及人口特徵。選定統計表亦載列按區議會分區 / 選區及規劃統計小區 / 街段劃分的統計數字。

Contains 372 commonly used statistical tables. The tables cover a wide range of topics including demographic, household, education, economic, housing, internal migration and home moving, and population sub-group characteristics of the households and population in Hong Kong. There are also geographical breakdown of the statistics by District Council District / Constituency Area and Tertiary Planning Unit / Street Block in selected tables.

地圖唯讀光碟 (不定期)

MAP on CD-ROM (ad hoc)

840.0

857.0

以常用的格式提供一套數碼化的香港地圖，內載的地域分界數碼地圖包括香港海岸線、區議會分區 / 選區分界、規劃統計小區 (及其合併組) 分界、街段 - 小合併組分界及新市鎮分界。配合適當的電腦軟件，這套數碼地圖可把載於《二零零一年人口普查 - 統計表唯讀光碟》內的統計數據作地理顯示之用。

Contains a set of digital maps of Hong Kong in commonly used formats. The digital maps for geographical delineation included therein are Coastline of Hong Kong, District Council District / Constituency Area Boundary, Tertiary Planning Unit (and Groupings) Boundary, Small Street Block Group Boundary and New Town Boundary. When used with suitable computer software, the digital maps can be used for geographical presentation of the statistical data contained in the 2001 Population Census - TAB on CD-ROM.

關於購買以上兩套光碟事宜，請致電人口統計組 (電話：(852) 2716 8025)。

Please call the Demographic Statistics Section at (852) 2716 8025 for matters relating to purchase of the above two sets of CD-ROM.

普查易2001 (不定期)

Hong Kong CensusPro 2001 (ad hoc)

普查易2001人口普查光碟套裝是一套功能強大的知識為本產品，它能幫助使用者有效地進行客戶資訊分析和客戶關係管理的工作。普查易2001光碟內載有超過400個由政府統計處提供的香港二零零一年人口普查統計表，分區數碼地圖及功能超卓的地理訊息系統，當中包含了全香港居民的人口特徵、經濟、教育、住戶、房屋等統計數據，使用者可以透過簡單和容易使用的功能介面，來選擇和提取資料。

CensusPro 2001 GIS CD-ROM Package is a powerful knowledge-based product that enables users to perform customer profiling and Customer Relationship Management (CRM) easily and efficiently. CensusPro 2001 includes over 400 statistical tables of the Hong Kong 2001 Population Census provided by the Census and Statistics Department, digital boundary maps, and the superb Geographical Information System (GIS) functions and features. Statistical data on the demographic, economic, education, household and housing characteristics of the population are included and can be easily selected and retrieved through intuitive and easy-to-use application interface.

這光碟產品由Info Mapping (Hong Kong) Limited生產及銷售。有關查詢及訂購，請直接與該公司聯絡 (電話：(852) 2779 6088)。

This CD-ROM is produced and marketed by the Info Mapping (Hong Kong) Limited. For enquiries and purchase, please contact the company direct at (852) 2779 6088.

售價不包括
郵費(港元)
Price not including
postage (HK\$)

售價連本地
郵費(港元)
Price including
local postage (HK\$)

普查易2001共有4種資料輸出模式：主題性地圖、預設格式報表、統計圖表、及檔案匯出(支援數據庫 / 試算表 / 純文字等格式)。普查易2001光碟可應用於規劃業務策略、直接市場推廣或宣傳、客戶資料分析，以及作其他的商業性分析等。

CensusPro 2001 provides output in mainly 4 ways: thematic maps, formatted reports, bar / pie charts, and export files in dbf / Excel files / text files. CensusPro 2001 can be used in areas like strategic business / service planning, direct marketing and promotion, customer analysis and profiling, and many other business analysis purposes and applications.

SUPERMAP Hong Kong 2001 (不定期)

- 涵蓋全面的人口普查數據，配合最新數碼地圖作介面
- 採用具世界領導地位之地理信息系統進行處理及分析
- 可作多重圖像化分析人口普查數據
- 有助機構進行深入的市場及客戶資訊分析

SUPERMAP Hong Kong 2001 (ad hoc)

- Covers comprehensive population census datasets with the use of the latest digital maps as interface
- Manipulates and analyses through employing world leading Geographical Information System (GIS) technology
- Provides multiple views of population census data
- Help organisations with in-depth market analysis or customer profiling through data linkage

對外商品貿易

香港對外商品貿易唯讀光碟

列載過去二十四個月的按月貿易統計數字及過往八年的按年貿易統計數字(按年數字只載於周年報)，並包括按貨品類別(「標準國際貿易分類(第三次修訂版)」或「協調制度」、國家 / 地區及運輸方式劃分的詳細貿易統計數字。

External Merchandise Trade

Hong Kong External Merchandise Trade CD-ROM

Contains monthly trade data for past 24 months and annual trade data for past 8 years (annual figures are only available in the annual edition). Detailed statistics classified by commodity (using the Standard International Trade Classification (Revision 3) or the Harmonised System), by country / territory and by mode of transport are also included.

香港船務統計唯讀光碟 (按季產品)

列載自一九九三年以來，按運輸方式、裝運種類、裝貨 / 卸貨國家 / 地區及港口、貨品、貨物種類、貨物裝卸地點及與中國內地有關的轉運劃分的貨物及載貨貨櫃吞吐量統計數字。

Hong Kong Shipping Statistics CD-ROM (quarterly)

Contains data back-dated to 1993 on cargo and laden container throughput statistics analysed by mode of transport, shipment type, country / territory and port of loading / discharge, commodity cargo type, cargo handling location and transshipment related to the mainland of China.

這些光碟產品由數碼門有限公司生產及銷售。有關查詢及訂購，請直接與該公司聯絡(電話：(852) 2811 0079)。

These CD-ROMs are produced and marketed by Smartal Solutions Limited. For enquiries and purchase, please contact the company direct at (852) 2811 0079.

註：++ 分別備有中文版和英文版。

所列售價及郵費日後或有修訂。外地郵費將於收到訂購要求後另行通知。

有關政府統計處刊物及其他統計產品的最新資料，請瀏覽本處網站內「產品及服務」一節(http://www.info.gov.hk/censtatd/chinese/prod_serv/index.html)或致電刊物出版組查詢(電話：(852) 2582 3025)。

Notes：++ Available in separate Chinese and English versions.

All quoted prices and postages are subject to revision. Postage for external mailings will be advised upon receipt of orders.

For up-to-date information of the publications and other statistical products of the Census and Statistics Department, please visit the "Products & Services" section on the website of the department (http://www.info.gov.hk/censtatd/eng/prod_serv/index.html) or call the Publications Unit of the department at (852) 2582 3025.

獲取政府統計處刊物及其他統計產品的方法

Means of Obtaining Publications and Other Statistical Products of the Census and Statistics Department

網上銷售服務

互聯網用戶可在「香港統計數據書店」(<http://www.statisticalbookstore.gov.hk>)購買刊物，並即時付款。購買刊物的下載版可即時從網上下載，而購買印刷版則會以郵遞方式送達。

香港統計數據書店網站(<http://www.statisticalbookstore.gov.hk>)獨家以原價百分之七十五的售價發售下載版的統計刊物。在香港統計數據書店網站或政府書店網站(<http://www.isd.gov.hk/chi/bookorder.htm>)購買印刷版的統計刊物，也可享有原價八五折優惠。

除刊物外，一些較刊物所載統計數據更詳細的統計表及唯讀光碟產品亦於「香港統計數據書店」有售。「香港統計數據書店」與其他公共服務集中設於「公共服務電子化」計劃(ESD)的入門網站內(<http://www.esd.gov.hk>)。

「香港統計數據書店」會不時為選定刊物提供推廣優惠。有關詳情，歡迎到該書店查詢。

Online Purchase

Internet users may purchase the publications online at the "Statistical Bookstore, Hong Kong" (<http://www.statisticalbookstore.gov.hk>) with payment made instantly. Download versions of the publications purchased are available for immediate downloading while print versions purchased will be delivered by mail.

Download versions of statistical publications can be purchased at 75% of their original prices exclusively at the online Statistical Bookstore (<http://www.statisticalbookstore.gov.hk>). Print versions if purchased online are also offered a discount, at 85% of their original prices at the Statistical Bookstore as well as the Government Bookstore (<http://www.isd.gov.hk/eng/bookorder.htm>).

Apart from publications, download versions of statistical tables containing more detailed statistics than those in publications and CD-ROM products are also available for sale at the Statistical Bookstore, which is hosted on the ESD portal (<http://www.esd.gov.hk>) together with other public services.

Promotional offers are available for selected publications on the Statistical Bookstore from time to time. Please visit the Bookstore for details of the offers.

郵購服務

大部分政府統計處的刊物均附有郵購表格，供訂購或按期訂閱刊物的印刷版。填妥的郵購表格可連同支付所需費用和郵費的支票或匯票寄回辦理。郵購表格亦可在政府統計處網站下載(http://www.info.gov.hk/censtatd/chinese/prod_serv/forms_index.html)。

Mail Order Service

A mail order form for ordering or arranging subscription to print versions of the publications is available in most publications of the Census and Statistics Department. It may be completed and sent back together with a cheque or bank draft covering all necessary cost and postage. The order form is also available for downloading from the website of the department (http://www.info.gov.hk/censtatd/eng/prod_serv/forms_index.html).

銷售中心

香港灣仔港灣道十二號
灣仔政府大樓十九樓
政府統計處刊物出版組
電話：(852) 2582 3025
圖文傳真：(852) 2827 1708

Sales Centre

Publications Unit, Census and Statistics Department
19/F Wanchai Tower
12 Harbour Road, Wan Chai, Hong Kong
Tel.: (852) 2582 3025
Fax: (852) 2827 1708

市民可親臨政府統計處刊物出版組購買刊物的印刷版和唯讀光碟產品(包括選定刊物的唯讀光碟版)，並可即時提取，或在此訂購刊物或統計表的下載版，然後於網上提取。該組設有一個閱讀區，讓使用者在舒適的環境下翻閱陳列於架上的各類統計處出版的刊物。閱讀區也備有統計處的免費刊物，歡迎索閱。

Print versions of the publications and CD-ROM products (including CD-ROM version of selected publications) are available for purchase and can be collected on the spot at the Unit. The Unit also accepts orders for download versions of publications and statistical tables, which will be delivered online. It provides a comfortable reading area where users may browse through various publications of the department on display. Free publications of the department are also available for collection.