

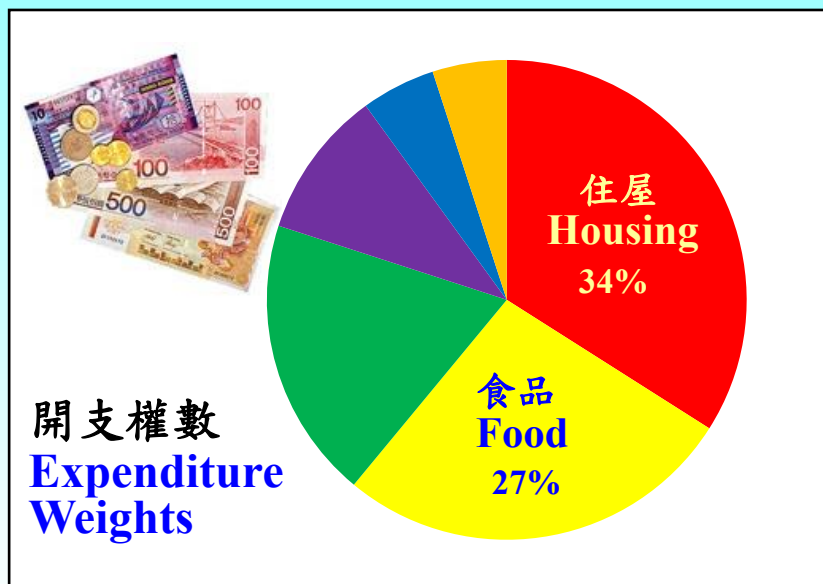
2014/15年住戶開支統計調查 及重訂消費物價指數基期

2014/15 Household Expenditure Survey and the Rebasing of the Consumer Price Indices



住戶開支統計調查
Household Expenditure Survey

按月零售物價統計調查
Monthly Retail Price Survey



消費物價指數
Consumer Price Index



住戶開支統計調查

Household Expenditure Survey

政府統計處在
2014年10月至2015年9月期間進行住戶
 開支統計調查，以搜集最新的開支數據，
 用以編製消費物價指數。

The Census and Statistics Department
 conducts the Household Expenditure Survey
 between **October 2014** and **September 2015** to
 collect up-to-date expenditure data for compiling
 Consumer Price Indices.

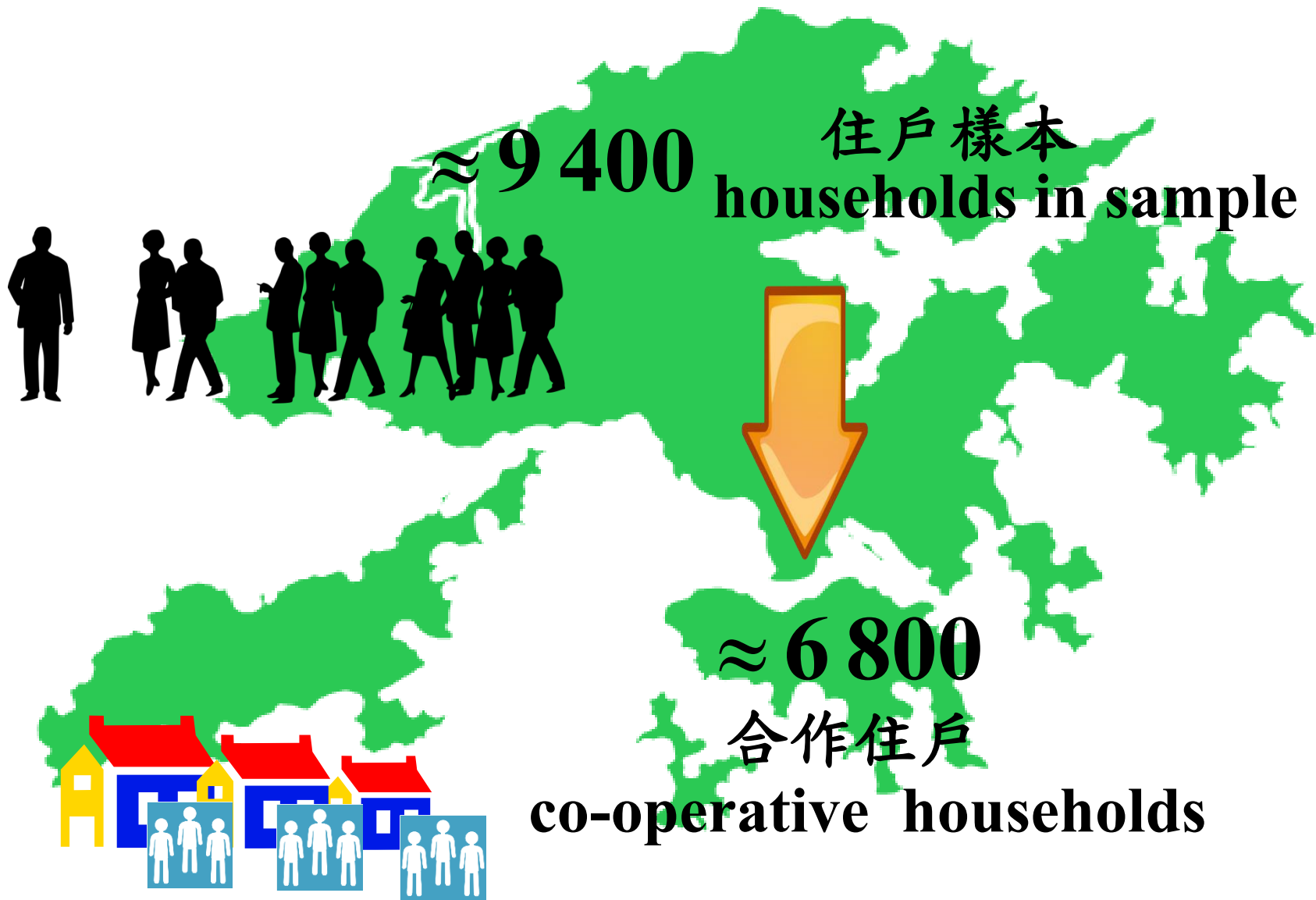
政府統計調查 支持 參與 靠你
 Let's Support
 Government Statistical Surveys



抽選的住戶將分階段收到政府統計處發出的專函。
 Sampled households will be informed by letters issued by
 the Census and Statistics Department by phases.

香港統計處
 Census and Statistics Department
 Hong Kong Special Administrative Region


網址 Website : www.censtatd.gov.hk
 查詢 Enquiry : 3586 3600

個別住戶的資料，絕對保密。
 Information of individual households will be kept confidential.





第1個雙周期
Bi-weekly
cycle 1



第26個雙周期
Bi-weekly
cycle 26


2014年10月
October 2014

2015年9月
September 2015



2014/15年
住戶開支統計調查結果
Results of
2014/15 HES

重訂消費物價
指數基期



CPI
Rebasing

以2014/15年為基期的
消費物價指數數列
2014/15-based
CPI Series

消費物價指數

Consumer Price Index

涵蓋住戶的百分比
% of households covered

指數數列

Index series

covered



綜合

Composite CPI

90



甲類

CPI(A)

50



乙類

CPI(B)

30



丙類

CPI(C)

10



消費物價指數的開支範圍

Expenditure Ranges of CPIs

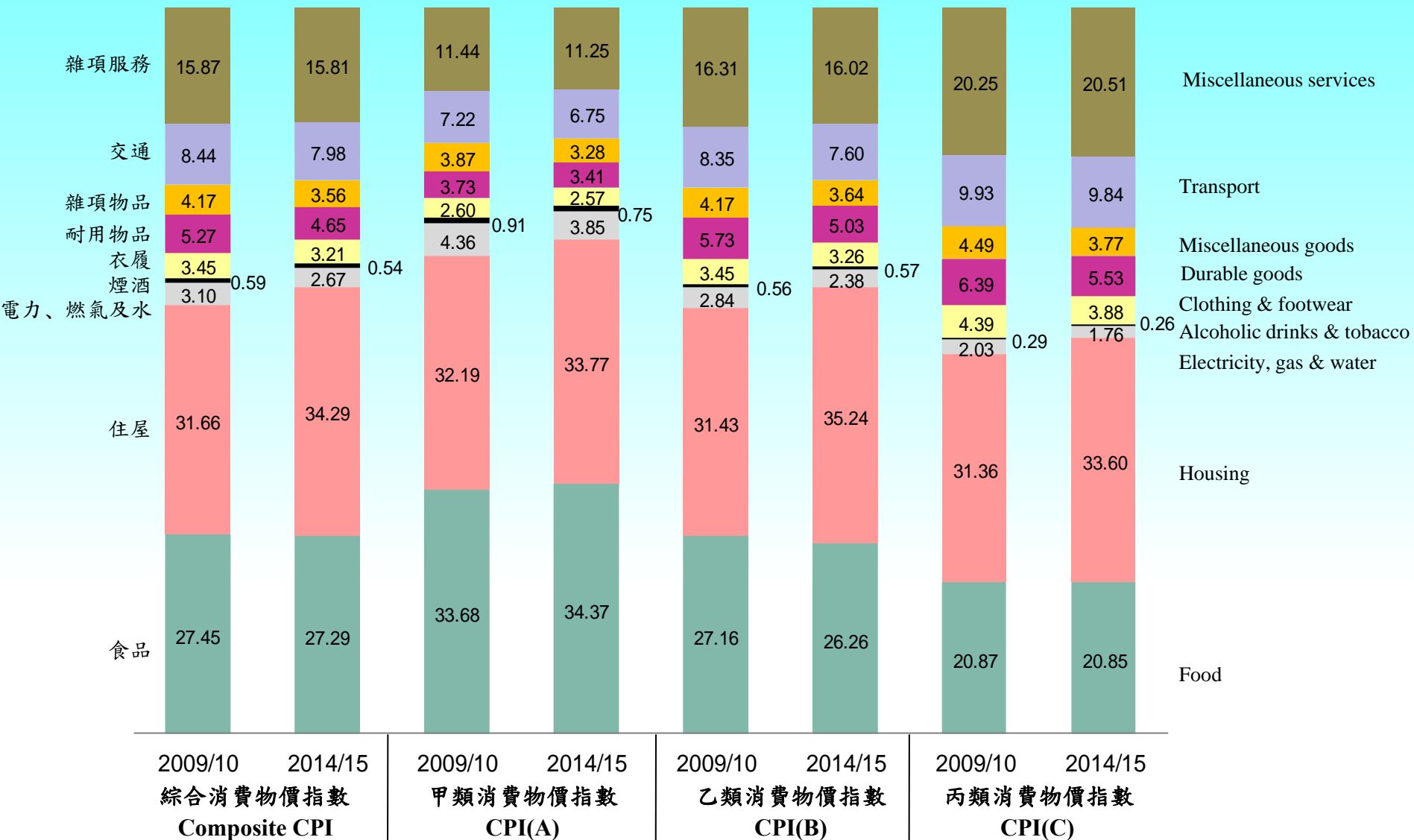
住戶每月開支

Monthly household expenditure

| 指數數列 Index series | 2009/10 | 2014/15 |
|----------------------|---------------------|---------------------|
| 綜合 Composite CPI | \$4,500 - \$65,999 | \$5,500 - \$89,999 |
| 甲類 CPI(A) | \$4,500 - \$18,499 | \$5,500 - \$24,499 |
| 乙類 CPI(B) | \$18,500 - \$32,499 | \$24,500 - \$44,499 |
| 丙類 CPI(C) | \$32,500 - \$65,999 | \$44,500 - \$89,999 |



開支權數 Expenditure Weights (%)



2009/10年與2014/15年期間 住戶開支的轉變

Changes in household expenditure between 2009/10 and 2014/15

| | 住戶每月平均開支 Average monthly household expenditure | 綜合消費 物價指數 Composite CPI |
|--|--|---------------------------------|
| 住戶總開支 Overall household expenditure | \$27,627 (+27.8%) | 123.1 (+23.1%) |
| 當中： 住屋 <i>Of which:</i> Housing | \$9,894 (+39.5%) | 134.9 (+34.8%) |
| 食品 Food | \$7,554 (+28.9%) | 127.8 (+27.8%) |
| 交通 Transport | \$2,081 (+16.1%) | 112.8 (+12.8%) |
| 衣履 Clothing and footwear | \$955 (+10.9%) | 111.9 (+11.8%) |

() 與2009/10年比較的轉變(百分率) Change compared with 2009/10 (percentage)



2009/10年與2014/15年期間 消費物價指數權數的轉變 (一)

Changes in CPI weights between 2009/10 and 2014/15 (1)

| | 綜合消費 物價指數 Composite CPI | 甲類消費 物價指數 CPI(A) | 乙類消費 物價指數 CPI(B) | 丙類消費 物價指數 CPI(C) |
|-----------------------------|-------------------------------|------------------------|------------------------|------------------------|
| 住屋 Housing | 34.29 (+2.63) | 33.77 (+1.58) | 35.24 (+3.81) | 33.60 (+2.24) |
| 食品 Food | 27.29 (-0.16) | 34.37 (+0.69) | 26.26 (-0.90) | 20.85 (-0.02) |
| 交通 Transport | 7.98 (-0.46) | 6.75 (-0.47) | 7.60 (-0.75) | 9.84 (-0.09) |
| 衣履 Clothing and footwear | 3.21 (-0.24) | 2.57 (-0.03) | 3.26 (-0.19) | 3.88 (-0.51) |

() 與2009/10年比較的轉變(百分點) Change compared with 2009/10 (percentage point)



2009/10年與2014/15年期間 消費物價指數權數的主要轉變 (二)

Changes in CPI weights between 2009/10 and 2014/15 (2)

| | 綜合消費 物價指數 Composite CPI | 甲類消費 物價指數 CPI(A) | 乙類消費 物價指數 CPI(B) | 丙類消費 物價指數 CPI(C) |
|------------------------------|-------------------------------|------------------------|------------------------|------------------------|
| 雜項服務 | 15.81 | 11.25 | 16.02 | 20.51 |
| Miscellaneous services | (-0.06) | (-0.19) | (-0.29) | (+0.26) |
| 耐用物品 | 4.65 | 3.41 | 5.03 | 5.53 |
| Durable goods | (-0.62) | (-0.32) | (-0.70) | (-0.86) |
| 雜項物品 | 3.56 | 3.28 | 3.64 | 3.77 |
| Miscellaneous goods | (-0.61) | (-0.59) | (-0.53) | (-0.72) |
| 電力、燃氣及水 | 2.67 | 3.85 | 2.38 | 1.76 |
| Electricity, gas and water | (-0.43) | (-0.51) | (-0.46) | (-0.27) |
| 煙酒 | 0.54 | 0.75 | 0.57 | 0.26 |
| Alcoholic drinks and tobacco | (-0.05) | (-0.16) | (+0.01) | (-0.03) |

() 與2009/10年比較的轉變(百分點) Change compared with 2009/10 (percentage point)



更新消費物價指數「籃子」

Updating of CPI Basket

例子 Example

- 智能穿戴式裝置 (如智能手錶) Smart wearable devices (e.g. smart watch)
- 聚會餐飲服務 (到會) Event catering service
- 陪月服務 Post-natal care service

加入
Add



剔除
Remove

例子 Example

- 圖文傳真機 Fax machine
- 租影碟 Video rental
- 空白影音載體 (如空白光碟) Blank recording media (e.g. blank disc)



按月零售物價統計調查

Monthly Retail Price Survey

搜集的價目總數 47 000

No. of price quotations collected

訪問的零售商店數目 4 000

No. of retail outlets visited

消費籃的組成

Composition of the consumption basket

9類別 Sections

94組別 Groups

984項目 Items



消費物價指數基期由2009/10年(舊數列)重訂至2014/15年(新數列) CPI rebased from 2009/10 (old series) to 2014/15 (new series)

按年變動率 Year-on-year rates of change

| 月/年 Month/year | 綜合 Composite CPI | | | 甲類 CPI(A) | | | 乙類 CPI(B) | | | 丙類 CPI(C) | | |
|-------------------|---------------------|-----------------|--------------------------------------|-----------------|-----------------|--------------------------------------|-----------------|-----------------|--------------------------------------|-----------------|-----------------|--------------------------------------|
| | 新 New (%) | 舊 Old (%) | 差別 Difference (% point 百分點) | 新 New (%) | 舊 old (%) | 差別 Difference (% point 百分點) | 新 New (%) | 舊 old (%) | 差別 Difference (% point 百分點) | 新 New (%) | 舊 old (%) | 差別 Difference (% point 百分點) |
| 10/2015 | +2.3 | +2.4 | -0.1 | +2.5 | +2.6 | -0.1 | +2.3 | +2.4 | -0.1 | +1.9 | +2.0 | -0.1 |
| 11/2015 | +2.3 | +2.4 | -0.1 | +2.5 | +2.6 | -0.1 | +2.3 | +2.5 | -0.2 | +2.0 | +2.1 | -0.1 |
| 12/2015 | +2.4 | +2.5 | -0.1 | +2.6 | +2.7 | -0.1 | +2.4 | +2.5 | -0.1 | +2.1 | +2.1 | ^ |
| 01/2016 | +2.5 | +2.7 | -0.2 | +2.8 | +2.9 | -0.1 | +2.5 | +2.6 | -0.1 | +2.3 | +2.4 | -0.1 |
| 02/2016 | +3.0 | +3.1 | -0.1 | +3.6 | +3.6 | ^ | +2.9 | +3.0 | -0.1 | +2.6 | +2.6 | ^ |
| 03/2016 | +2.9 | +3.0 | -0.1 | +3.0 | +3.1 | -0.1 | +2.8 | +2.9 | -0.1 | +2.8 | +2.8 | ^ |

^ 由於進位關係，新舊數列的差別相若
Virtually the same due to rounding



綜合消費物價指數的按年變動率在新舊數列的差別

Differences in year-on-year rates of change between the new and old series of Composite CPI

2009/10消費物價指數重訂基期 2009/10 CPI rebasing exercise

2014/15消費物價指數重訂基期 2014/15 CPI rebasing exercise

| 月/年 Month/year | 新 New (%) | 舊 Old (%) | 差別 Difference (% point 百分點) | 月/年 Month/year | 新 New (%) | 舊 Old (%) | 差別 Difference (% point 百分點) |
|-------------------|-----------------|-----------------|--------------------------------------|-------------------|-----------------|-----------------|--------------------------------------|
| 10/2010 | +2.5 | +2.6 | -0.1 | 10/2015 | +2.3 | +2.4 | -0.1 |
| 11/2010 | +2.8 | +2.9 | -0.1 | 11/2015 | +2.3 | +2.4 | -0.1 |
| 12/2010 | +2.9 | +3.1 | -0.2 | 12/2015 | +2.4 | +2.5 | -0.1 |
| 01/2011 | +3.4 | +3.6 | -0.2 | 01/2016 | +2.5 | +2.7 | -0.2 |
| 02/2011 | +3.6 | +3.7 | -0.1 | 02/2016 | +3.0 | +3.1 | -0.1 |
| 03/2011 | +4.4 | +4.6 | -0.2 | 03/2016 | +2.9 | +3.0 | -0.1 |

比較五年前價格下降而開支比重增加的產品

Products with fall in prices and greater expenditure share as compared with 5 years ago

流動電話
及智能手機

Mobile phone
and smartphone



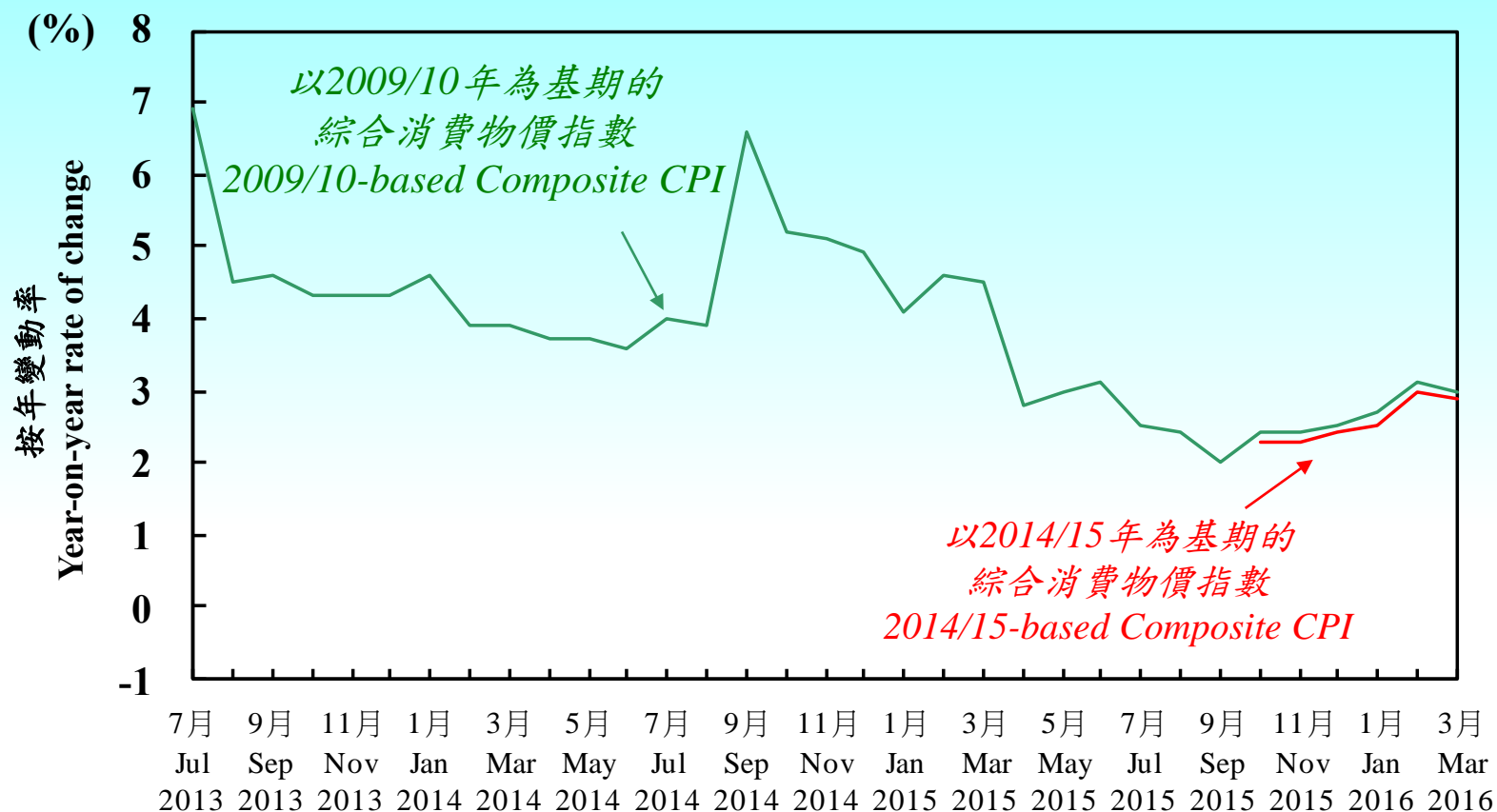
可攜式電腦

Portable computers



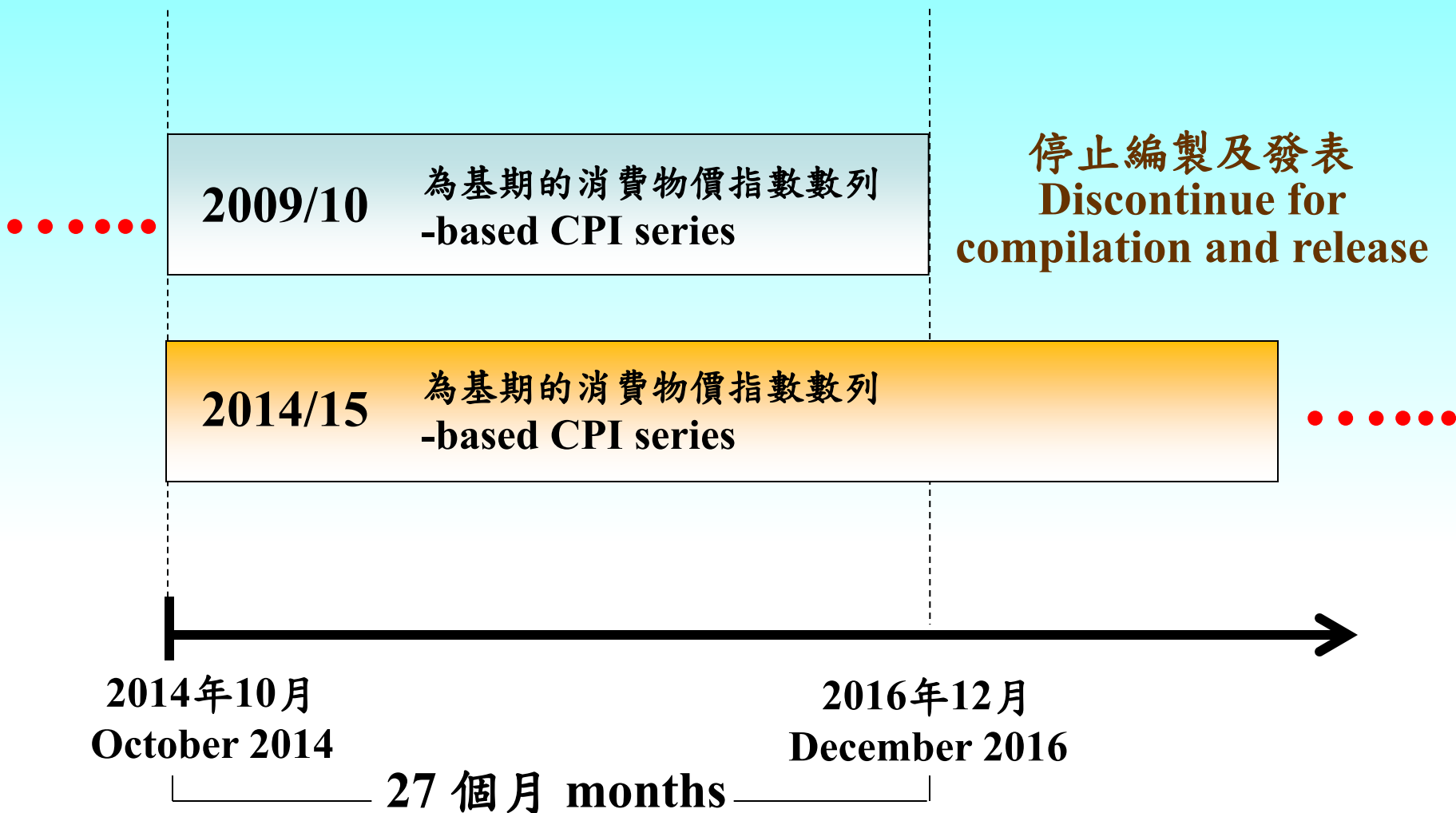
以2009/10年及以2014/15年為基期的 綜合消費物價指數的按年變動率的比較

Comparison of year-on-year rates of change for the 2009/10-based and 2014/15-based Composite CPI



消費物價指數的公布

Publication of Consumer Price Indices



2014/15年住戶開支統計調查
及重訂消費物價指數基期

2014/15

Household Expenditure Survey
and the Rebasing of the
Consumer Price Indices



香港特別行政區 政府統計處
Census and Statistics Department
Hong Kong Special Administrative Region



免費下載

Free download 

www.censtatd.gov.hk



政府統計處
Census and Statistics Department

更多有關消費物價指數的資料 ...

More Information about the CPI ...



多謝！

