
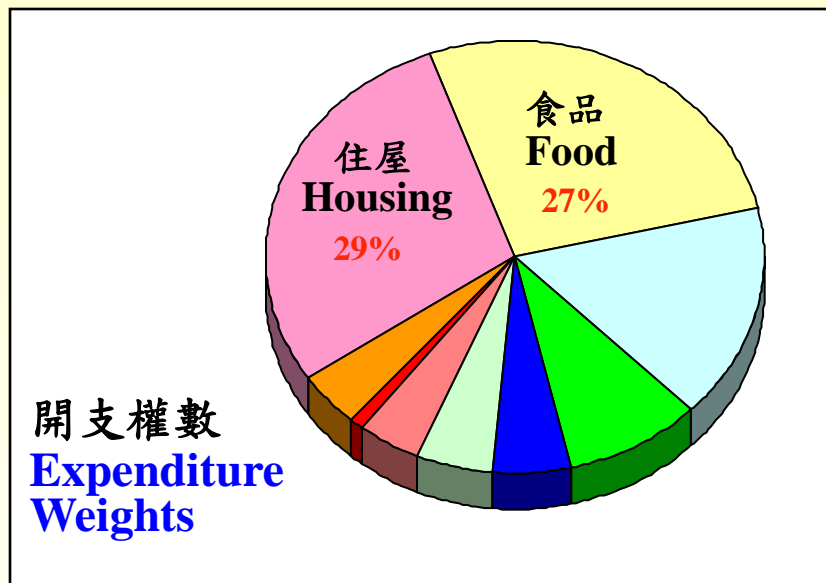


二零零九至一零年
住戶開支統計調查
及重訂消費物價指數基期
**2009/10 Household Expenditure Survey
and the Rebasing of the
Consumer Price Indices**



住戶開支統計調查 Household Expenditure Survey

按月零售物價統計調查 Monthly Retail Price Survey



消費物價指數
Consumer Price Index

住戶開支統計調查

Household Expenditure Survey

政府統計處在2009年10月至2010年9月期間進行住戶開支統計調查，以提供最新的開支數據，用以編製可靠的消費物價指數。

抽樣選中的住戶將收到統計處發出的專函，到訪人員會帶備職員證。

查詢電話：3586 3600

The Census and Statistics Department will conduct the survey between **October 2009** and **September 2010** to provide up-to-date expenditure data for compiling reliable Consumer Price Indices.

Sampled households will be informed by letters. Interviewers will bear staff identity cards.

Enquiry hotline: 3586 3600



個別住戶的資料，絕對保密。
Information of individual households will be kept confidential.

For further information, please contact the Publicity and Information Unit of the Census and Statistics Department.




» 7 700 住戶樣本
households in sample





雙周期一

Bi-weekly
cycle 1



雙周期二十六

Bi-weekly
cycle 26

二零零九年十月

October 2009

二零一零年九月


September 2010





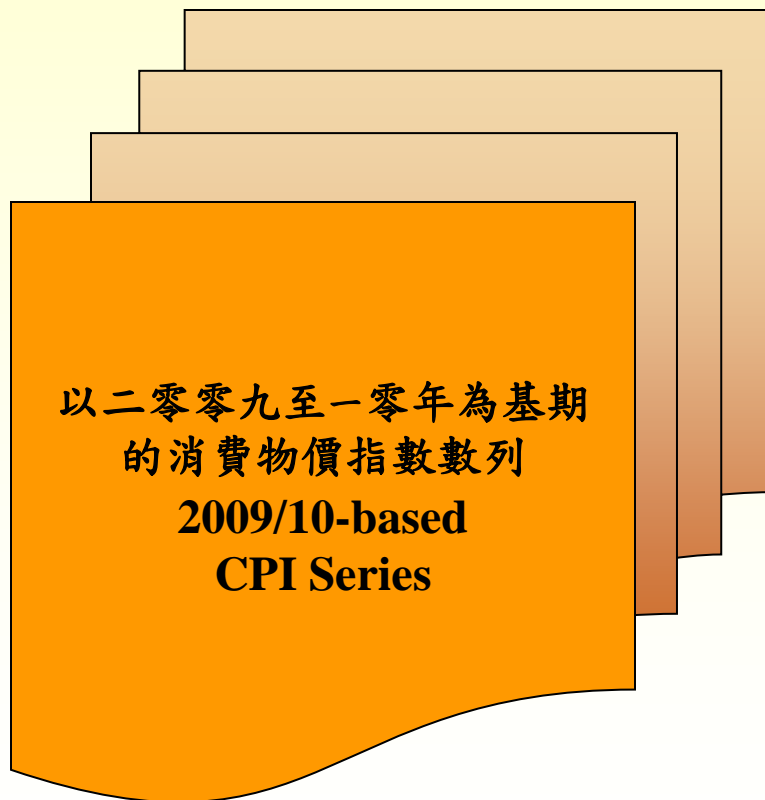
二零零九至一零年
住戶開支統計調查結果
Results of
2009/10 HES

重訂消費物價
指數基期



CPI
Rebasing

以二零零九至一零年為基期
的消費物價指數數列
2009/10-based
CPI Series



消費物價指數

Consumer Price Index

涵蓋住戶的百分比
% of households

指數數列

Index series

covered

!	綜合	Composite CPI	90
!	甲類	CPI(A)	50
!	乙類	CPI(B)	30
!	丙類	CPI(C)	10

消費物價指數的開支範圍

Expenditure Ranges of CPIs

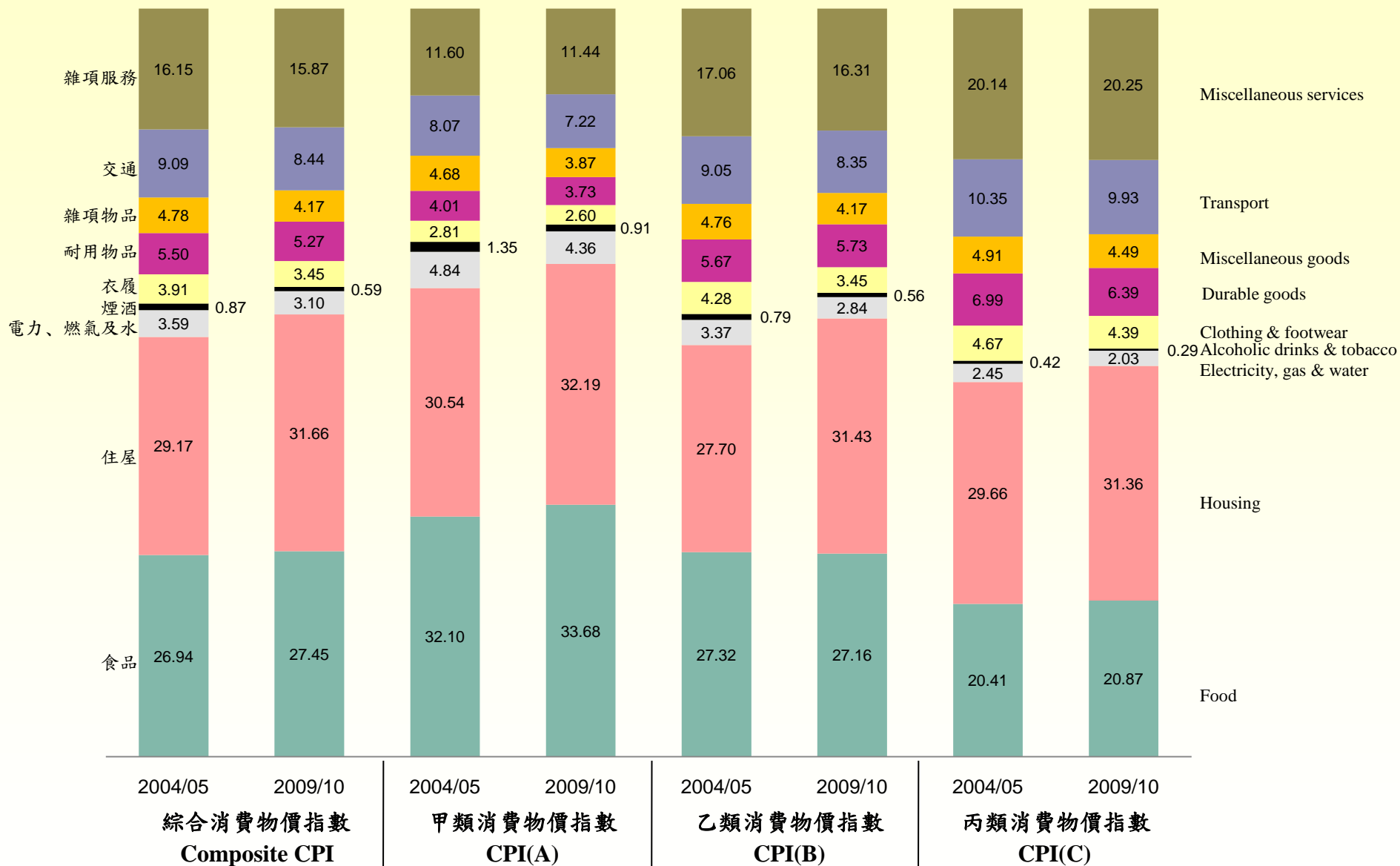
住戶每月開支

Monthly Household Expenditure

指數數列 Index series	2004/05	2009/10
綜合 Composite CPI	\$4,000 - \$59,999	\$4,500 - \$65,999
甲類 CPI(A)	\$4,000 - \$15,499	\$4,500 - \$18,499
乙類 CPI(B)	\$15,500 - \$27,499	\$18,500 - \$32,499
丙類 CPI(C)	\$27,500 - \$59,999	\$32,500 - \$65,999



開支權數 Expenditure Weights (%)



二零零四至零五年與二零零九至一零年期間 消費物價指數權數的轉變(一)

Changes in CPI weights between 2004/05 and 2009/10 (1)

	綜合消費 物價指數 Composite CPI	甲類消費 物價指數 CPI(A)	乙類消費 物價指數 CPI(B)	丙類消費 物價指數 CPI(C)
住屋 Housing	31.66 (+2.49)	32.19 (+1.65)	31.43 (+3.73)	31.36 (+1.70)
食品 Food	27.45 (+0.51)	33.68 (+1.58)	27.16 (-0.16)	20.87 (+0.46)
交通 Transport	8.44 (-0.65)	7.22 (-0.85)	8.35 (-0.70)	9.93 (-0.42)
衣履 Clothing and footwear	3.45 (-0.46)	2.60 (-0.21)	3.45 (-0.83)	4.39 (-0.28)

() 與二零零四至零五年比較的轉變(百分點) Change compared with 2004/05 (percentage point)

二零零四至零五年與二零零九至一零年期間 消費物價指數權數的主要轉變(二)

Changes in CPI weights between 2004/05 and 2009/10 (2)

	綜合消費 物價指數 Composite CPI	甲類消費 物價指數 CPI(A)	乙類消費 物價指數 CPI(B)	丙類消費 物價指數 CPI(C)
雜項服務	15.87	11.44	16.31	20.25
Miscellaneous services	(-0.28)	(-0.16)	(-0.75)	(+0.11)
耐用物品	5.27	3.73	5.73	6.39
Durable goods	(-0.23)	(-0.28)	(+0.06)	(-0.60)
雜項物品	4.17	3.87	4.17	4.49
Miscellaneous goods	(-0.61)	(-0.81)	(-0.59)	(-0.42)
電力、燃氣及水	3.10	4.36	2.84	2.03
Electricity, gas and water	(-0.49)	(-0.48)	(-0.53)	(-0.42)
煙酒	0.59	0.91	0.56	0.29
Alcoholic drinks and tobacco	(-0.28)	(-0.44)	(-0.23)	(-0.13)

() 與二零零四至零五年比較的轉變(百分點) Change compared with 2004/05 (percentage point)



更新消費物價指數「籃子」

Updating of CPI Basket



例子

Examples

Ø 幼童遊戲小組

Playgroups

Ø 昂坪纜車

Ngong Ping Cable Car

Ø 迷你倉

Mini warehouses

Ø 音響器材修理

Repairs service for sound equipment

Ø 網吧收費

Cyber café

按月零售物價統計調查

Monthly Retail Price Survey

搜集的價目總數 47 000
No. of price quotations collected

訪問的零售商店數目 4 000
No. of retail outlets visited

消費籃的組成
Composition of the consumption basket

9類別 Sections
94組別 Groups
980項目 Items



消費物價指數基期由2004/05(舊數列)重訂至2009/10(新數列) CPI rebased from 2004/05 (old series) to 2009/10 (new series)

按年變動率 Year-on-year rates of change

月/年 Month/year	綜合 Composite CPI			甲類 CPI(A)			乙類 CPI(B)			丙類 CPI(C)		
	新	舊	差別	新	舊	差別	新	舊	差別	新	舊	差別
	New (%)	old (%)	Difference (% point 百分點)	New (%)	old (%)	Difference (% point 百分點)	New (%)	old (%)	Difference (% point 百分點)	New (%)	old (%)	Difference (% point 百分點)
10/2010	2.5	2.6	-0.1	3.0	3.1	-0.1	2.3	2.5	-0.2	2.1	2.0	+0.1
11/2010	2.8	2.9	-0.1	3.3	3.4	-0.1	2.5	2.8	-0.3	2.5	2.6	-0.1
12/2010	2.9	3.1	-0.2	3.3	3.5	-0.2	2.7	3.0	-0.3	2.8	2.7	+0.1
01/2011	3.4	3.6	-0.2	3.6	3.9	-0.3	3.2	3.6	-0.4	3.5	3.4	+0.1
02/2011	3.6	3.7	-0.1	3.8	3.9	-0.1	3.5	3.7	-0.2	3.5	3.4	+0.1
03/2011	4.4	4.6	-0.2	4.8	5.1	-0.3	4.2	4.5	-0.3	4.2	4.1	+0.1

綜合消費物價指數的按年變動率在新舊數列的差別

Differences in year-on-year rates of change between the new and old series of Composite CPI

2004/05消費物價指數重訂基期 2004/05 CPI rebasing exercise

月/年 Month/year	新 New (%)	舊 Old (%)	差別 Difference (% point 百分點)
-------------------	-----------------	-----------------	--------------------------------------

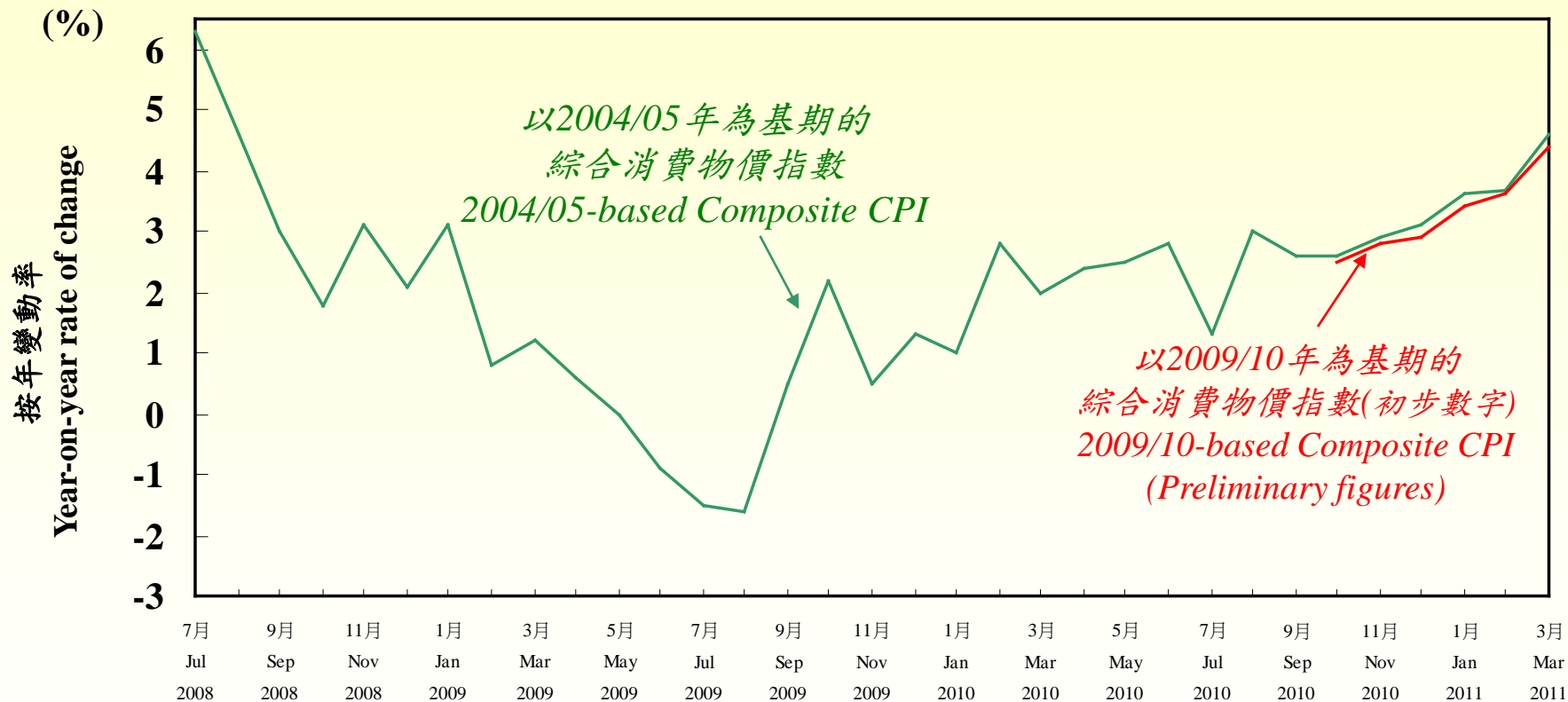
10/2005	1.3	1.8	-0.5
11/2005	1.2	1.7	-0.5
12/2005	1.3	1.8	-0.5
01/2006	1.9	2.6	-0.7
02/2006	1.2	1.6	-0.4
03/2006	1.6	1.8	-0.2

2009/10消費物價指數重訂基期 2009/10 CPI rebasing exercise

月/年 Month/year	新 New (%)	舊 Old (%)	差別 Difference (% point 百分點)
-------------------	-----------------	-----------------	--------------------------------------

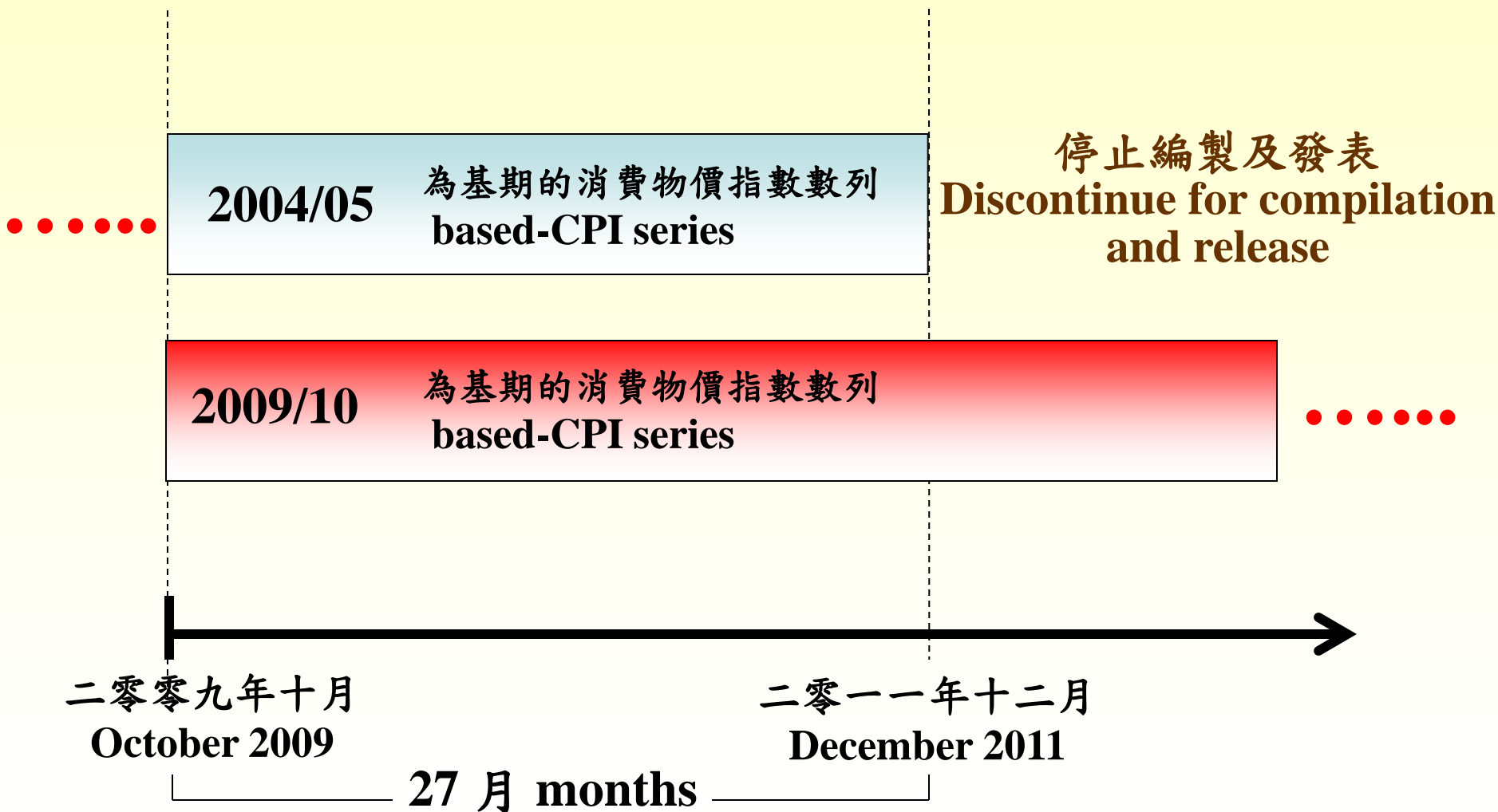
10/2010	2.5	2.6	-0.1
11/2010	2.8	2.9	-0.1
12/2010	2.9	3.1	-0.2
01/2011	3.4	3.6	-0.2
02/2011	3.6	3.7	-0.1
03/2011	4.4	4.6	-0.2

以二零零四至零五年及以二零零九至一零年
為基期的綜合消費物價指數的按年變動率的比較
Comparison of year-on-year rates of change for
the 2004/05-based and 2009/10-based Composite CPI



消費物價指數的公布

Publication of Consumer Price Indices



二零零九至一零年
住戶開支統計調查
及重訂消費物價指數基期
2009/10

Household Expenditure Survey
and the Rebasing of the
Consumer Price Indices




中華人民共和國
香港特別行政區 政府統計處
Census and Statistics Department
Hong Kong Special Administrative Region
People's Republic of China


50
周年紀念
caring organisation
2008-11

免費下載
Free download
www.censtatd.gov.hk



更多有關消費物價指數的資料

More information about the CPI



多謝!!

Thank You!

