


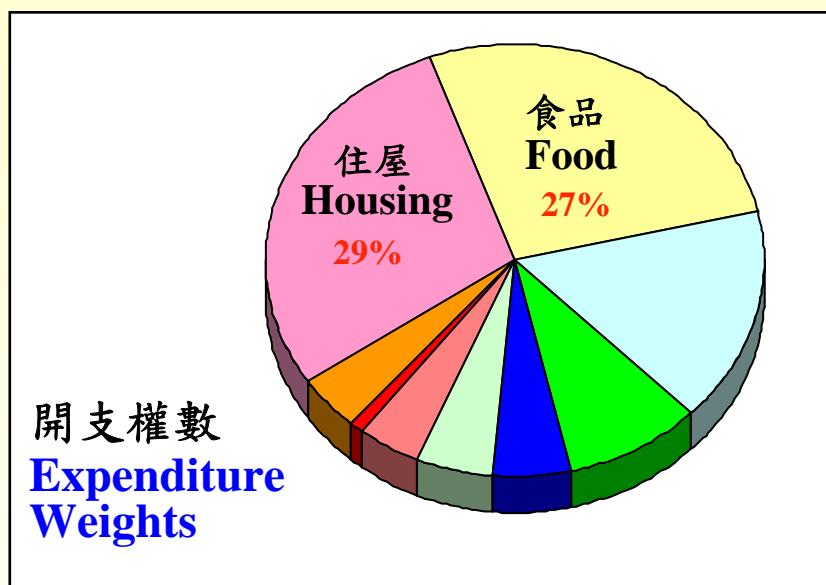
# 最新以2004/05年為基期的 消費物價指數

## Latest 2004/05-based Consumer Price Indices

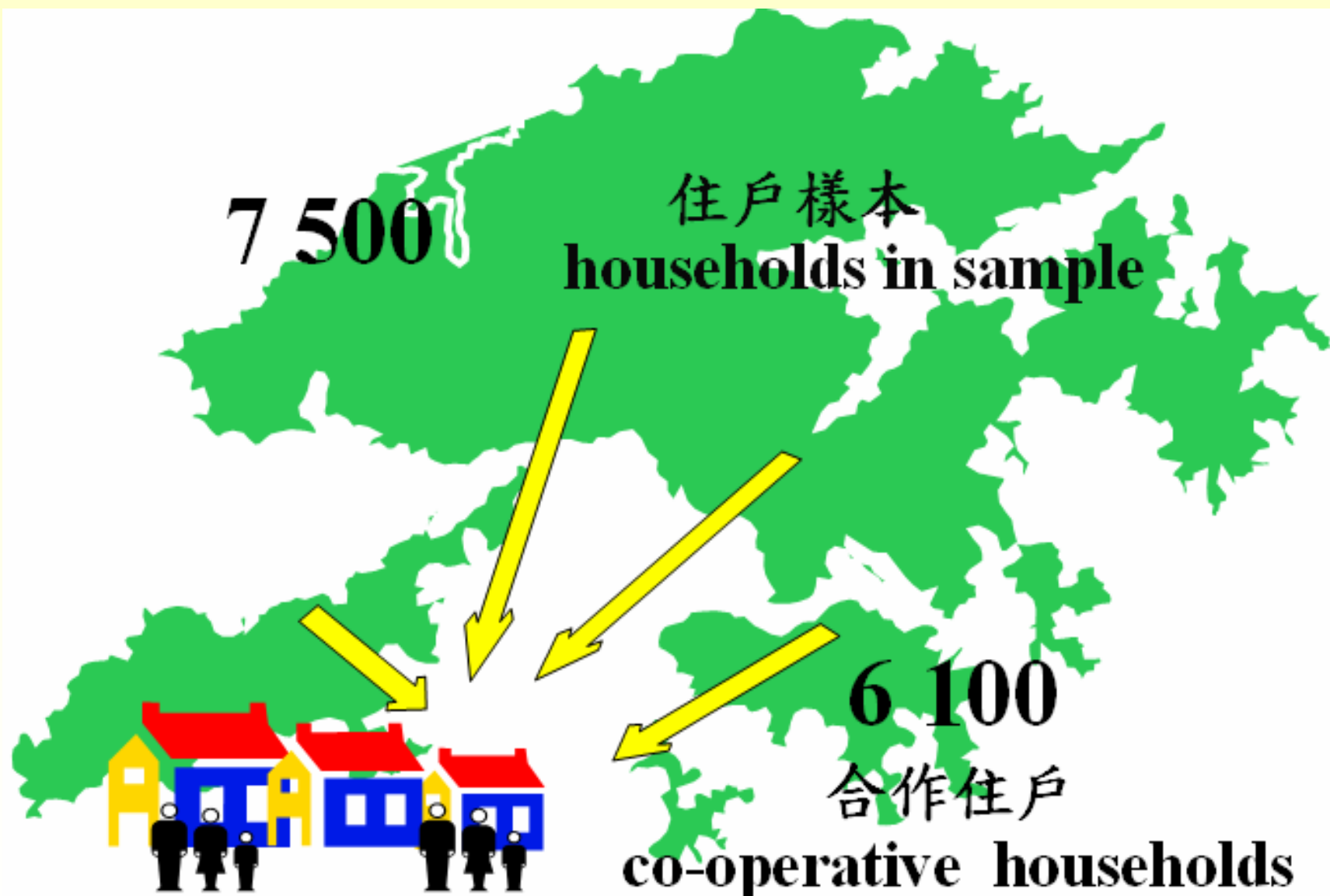


住戶開支統計調查  
Household Expenditure Survey

按月零售物價統計調查  
Monthly Retail Price Survey



消費物價指數  
Consumer Price Index



# 住戶開支統計調查

HES

# 回應率

Response Rate

---

1994/95

76.2%

1999/2000

79.5%

2004/05


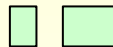
80.9%





雙周期一

Bi-weekly  
cycle 1



雙周期二十六

Bi-weekly  
cycle 26

二零零四年十月

October 2004

二零零五年九月

September 2005





二零零四至零五年  
住戶開支統計調查結果  
Results of  
2004/05 HES

重訂消費物價  
指數基期



CPI  
Rebasing





以二零零四至零五年為基期  
的消費物價指數數列  
2004/05-based  
CPI Series



# 消費物價指數

## Consumer Price Index

住戶所佔百分比  
% of households

	<u>指數數列</u>	<u>Index series</u>	<u>covered</u>
	綜合	Composite CPI	90
	甲類	CPI(A)	50
	乙類	CPI(B)	30
	丙類	CPI(C)	10



# 消費物價指數的開支範圍

## Expenditure Brackets of CPI

住戶每月開支

Monthly Household Expenditure

指數數列  
Index series

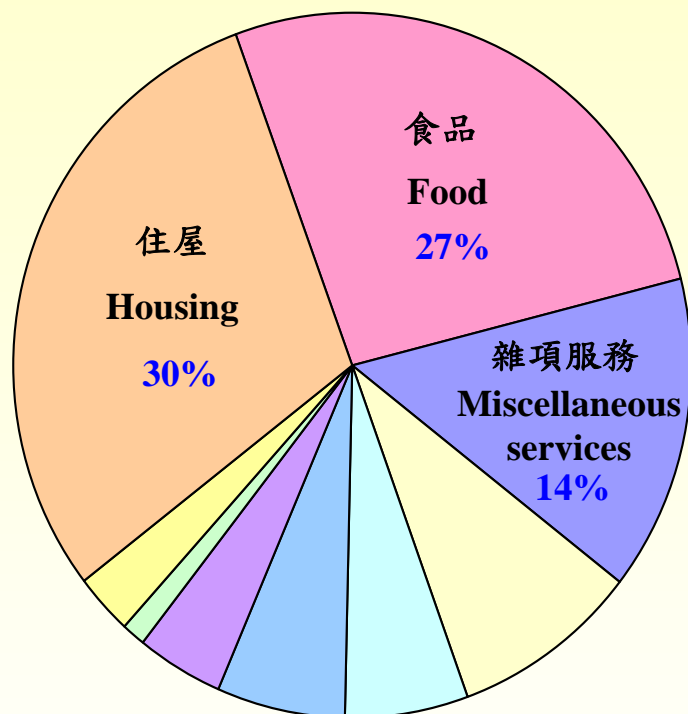
1999/2000

2004/05

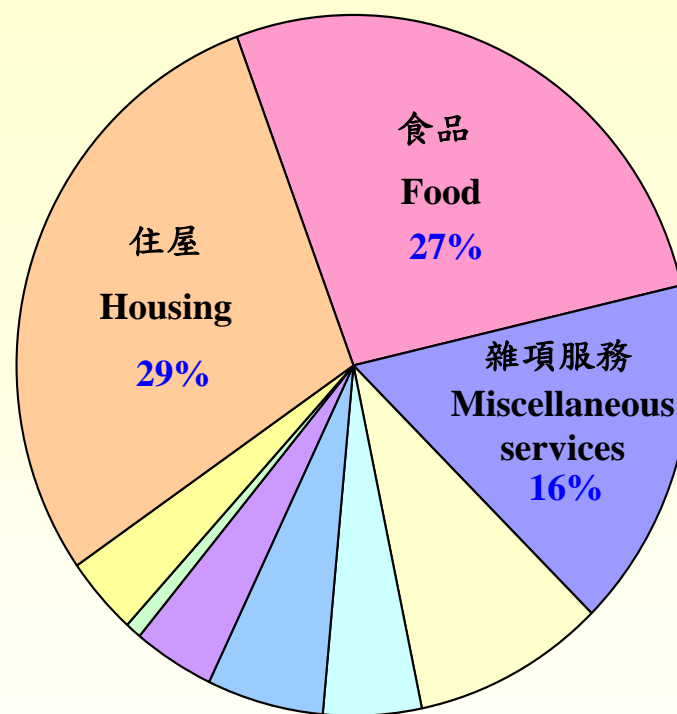
綜合 Composite CPI	\$ 4,500 - \$65,999	\$ 4,000 - \$59,999
甲類 CPI (A)	\$ 4,500 - \$18,499	\$ 4,000 - \$15,499
乙類 CPI (B)	\$18,500 - \$32,499	\$15,500 - \$27,499
丙類 CPI (C)	\$32,500 - \$65,999	\$27,500 - \$59,999



# 更新開支權數 Updating of Expenditure Weights



1999/2000



2004/05

## 綜合消費物價指數 Composite Consumer Price Index

# 更新消費物價指數「籃子」

## Updating of CPI Basket



### 例子

### Examples

- |                          |   |
|--------------------------|---|
| ➤ 橄欖油                    | Olive oil                                   |
| ➤ 數碼影像光碟錄影機<br>(DVD 錄影機) | DVD recorder                                |
| ➤ 數碼單鏡反光相機               | Digital single-lens<br>reflex (DSLR) camera |
| ➤ 網吧收費                   | Cyber café charges                          |
| ➤ 纖體服務費用                 | Slimming service charges                    |
- 
- |                    |                     |
|--------------------|---------------------|
| ➤ 耳筒收音機<br>及手提鐳射唱機 | Walkman/ Discman    |
| ➤ 手提卡式錄音機          | Portable cassette   |
| ➤ 傳呼機              | Radio pager         |
| ➤ 唱帶               | Recorded audio tape |

# 按月零售物價統計調查

## Monthly Retail Price Survey

搜集的價目總數 **45 000**  
No. of price quotations collected

訪問的零售商店數目 **4 000**  
No. of retail outlets visited

消費籃的組成  
Composition of the consumption basket

**9類別 Sections**  
**94組別 Groups**  
**981項目 Items**



消費物價指數基期由1999/2000(舊數列)重訂至2004/05 (新數列)  
CPI rebased from 1999/2000 (old series) to 2004/05 (new series)

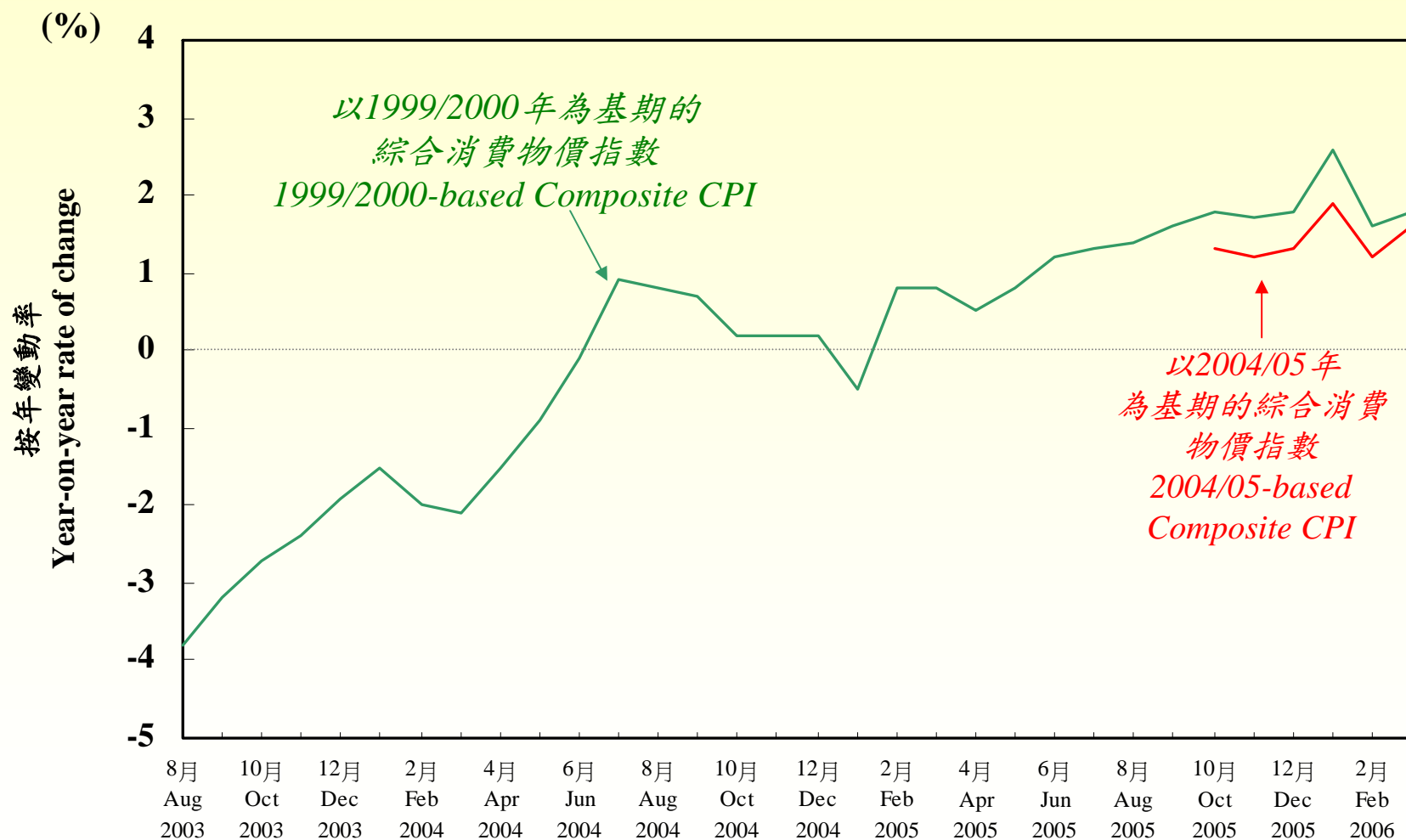
按年變動率  
Year-on-year rates of change

月/年 Month/year	綜合 Composite CPI			甲類 CPI(A)			乙類 CPI(B)			丙類 CPI(C)		
	新 New (%)	舊 old (%)	差別 Difference (% point 百分點)	新 New (%)	舊 old (%)	差別 Difference (% point 百分點)	新 New (%)	舊 old (%)	差別 Difference (% point 百分點)	新 New (%)	舊 old (%)	差別 Difference (% point 百分點)
10/2005	1.3	1.8	-0.5	1.2	1.7	-0.5	1.4	1.9	-0.5	1.3	1.9	-0.6
11/2005	1.2	1.7	-0.5	1.1	1.5	-0.4	1.3	1.8	-0.5	1.2	1.7	-0.5
12/2005	1.3	1.8	-0.5	1.3	1.7	-0.4	1.4	1.9	-0.5	1.3	1.9	-0.6
01/2006	1.9	2.6	-0.7	1.6	2.3	-0.7	2.0	2.7	-0.7	2.0	2.8	-0.8
02/2006	1.2	1.6	-0.4	1.1	1.3	-0.2	1.2	1.7	-0.5	1.4	1.9	-0.5
03/2006	1.6	1.8	-0.2	1.4	1.5	-0.1	1.7	2.0	-0.3	1.8	2.0	-0.2



以一九九九至二零零零年及以二零零四至零五年  
為基期的綜合消費物價指數的按年變動率的比較

Comparison of year-on-year rates of change for  
the 1999/2000-based and 2004/05-based Composite CPI



綜合消費物價指數的按年變動率在新舊數列的差別  
**Differences in year-on-year rates of change  
 between the new and old series of Composite CPI**

**1999/2000消費物價指數重訂基期**  
**1999/2000 CPI rebasing exercise**

**2004/05消費物價指數重訂基期**  
**2004/05 CPI rebasing exercise**

月/年 Month/year	新 New (%)	舊 Old (%)	差別 Difference (% point 百分點)	月/年 Month/year	新 New (%)	舊 Old (%)	差別 Difference (% point 百分點)
10/2000	-3.1	-2.7	-0.4	10/2005	1.3	1.8	-0.5
11/2000	-2.3	-2.0	-0.3	11/2005	1.2	1.7	-0.5
12/2000	-2.1	-1.8	-0.3	12/2005	1.3	1.8	-0.5
01/2001	-1.5	-1.2	-0.3	01/2006	1.9	2.6	-0.7
02/2001	-2.4	-2.1	-0.3	02/2006	1.2	1.6	-0.4
03/2001	-1.9	-1.3	-0.6	03/2006	1.6	1.8	-0.2



比較五年前價格下降而開支比重增加的產品  
Products with fall in prices and greater expenditure share  
as compared with 5 years ago



流動電話

Mobile phone




數碼MP3唱機/  
錄音機

Digital MP3  
player/recorder

數碼相機

Digital camera



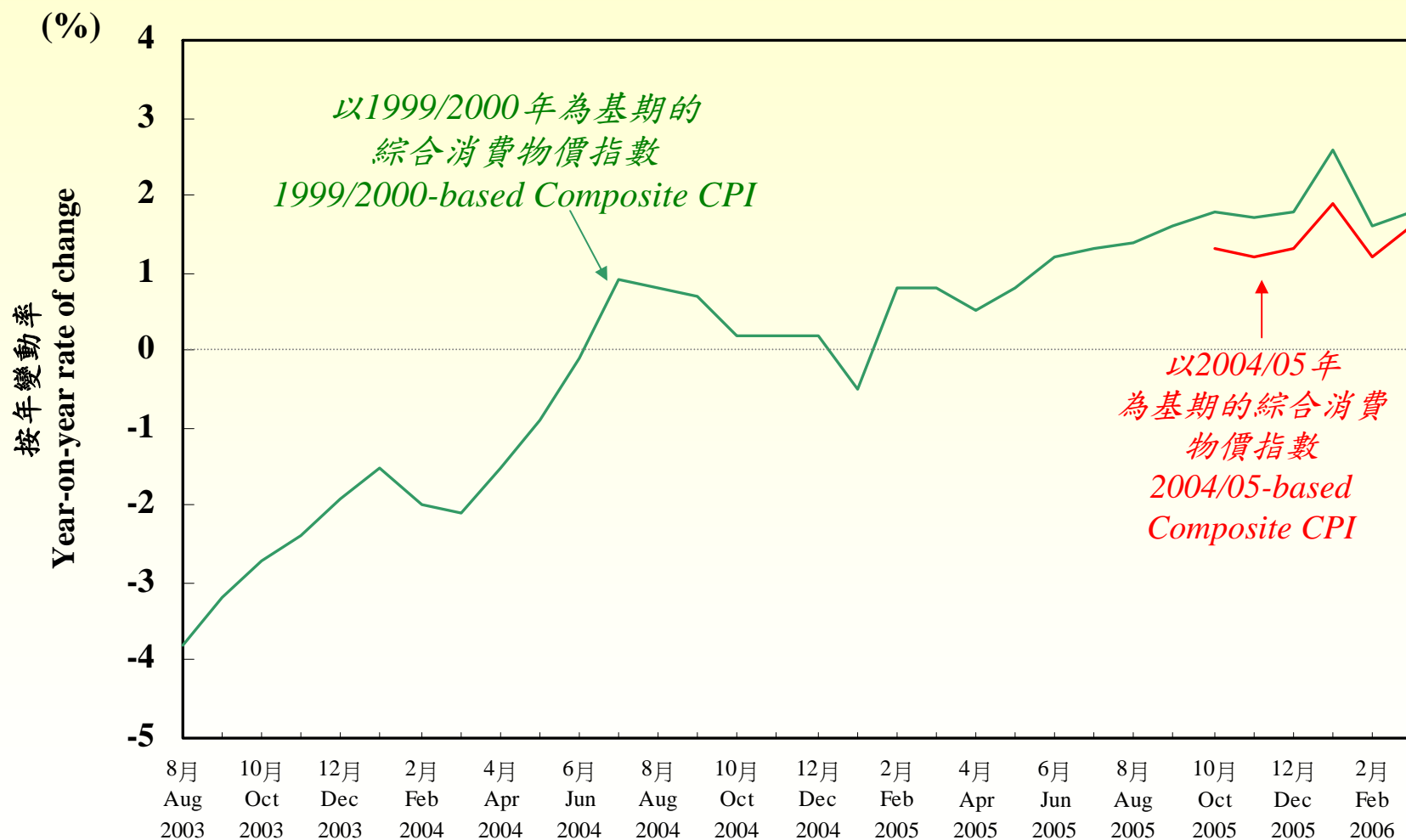
電動按摩器材

Electrical massage  
equipment



以一九九九至二零零零年及以二零零四至零五年  
為基期的綜合消費物價指數的按年變動率的比較

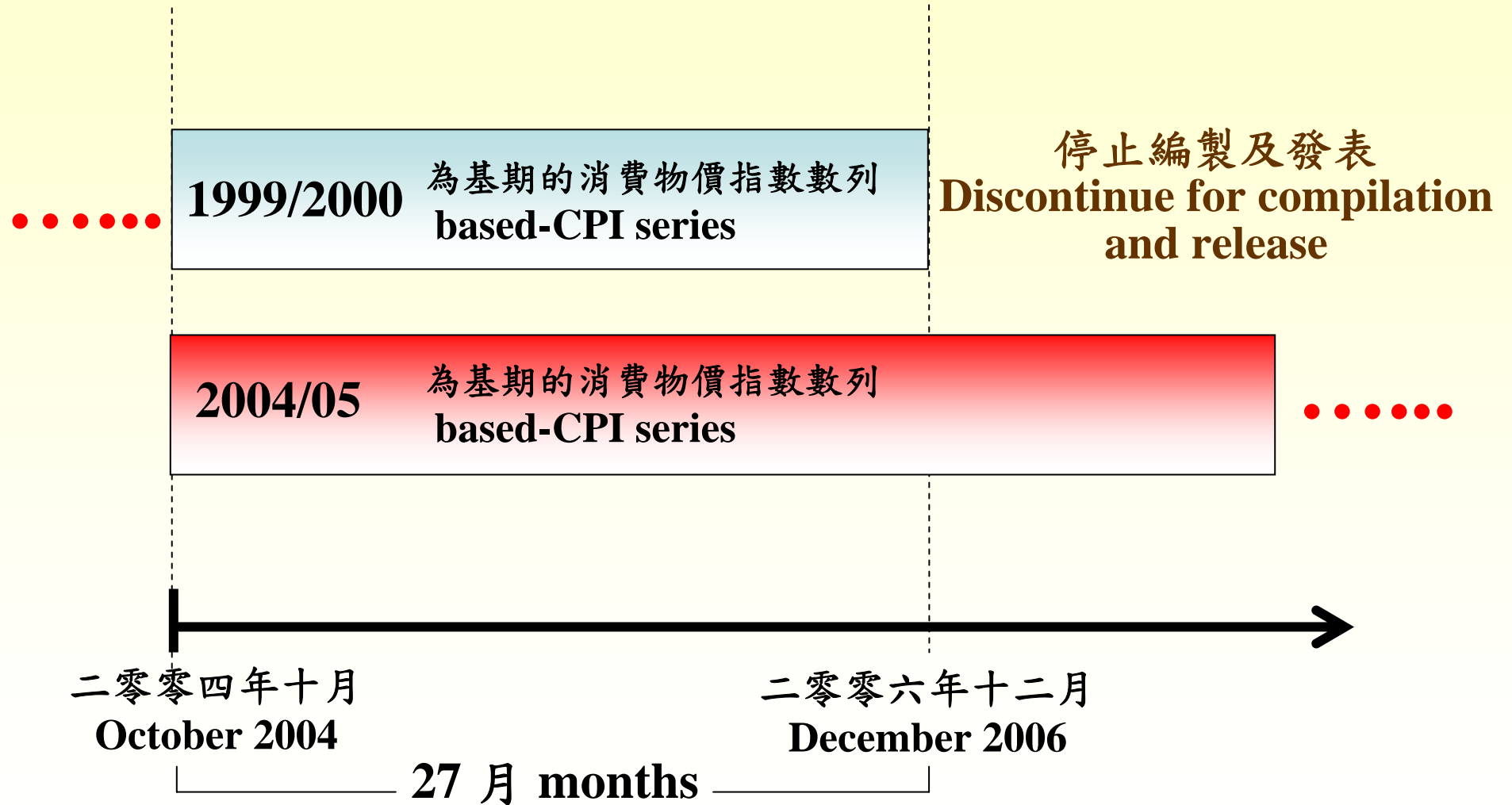
**Comparison of year-on-year rates of change for  
the 1999/2000-based and 2004/05-based Composite CPI**





# 消費物價指數的公布

## Publication of Consumer Price Indices



二零零四至零五年  
住戶開支統計調查  
及重訂消費物價指數基期  
2004/05  
Household Expenditure Survey  
and the Rebasing of the  
Consumer Price Indices



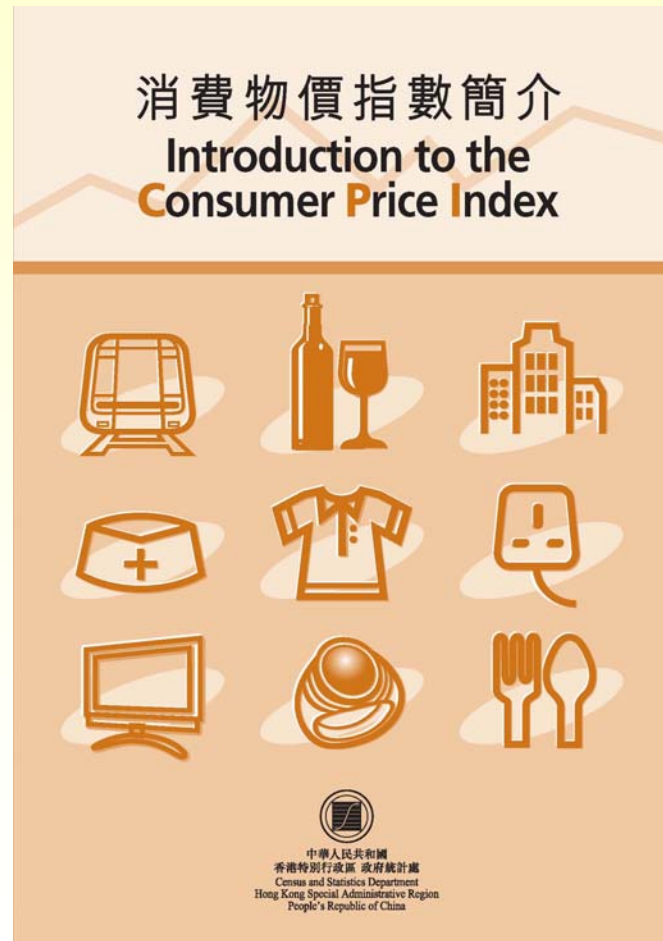
  
中華人民共和國  
香港特別行政區 政府統計處  
Census and Statistics Department  
Hong Kong Special Administrative Region  
People's Republic of China

將於二零零六年  
六月出版  
**Available around  
June 2006**

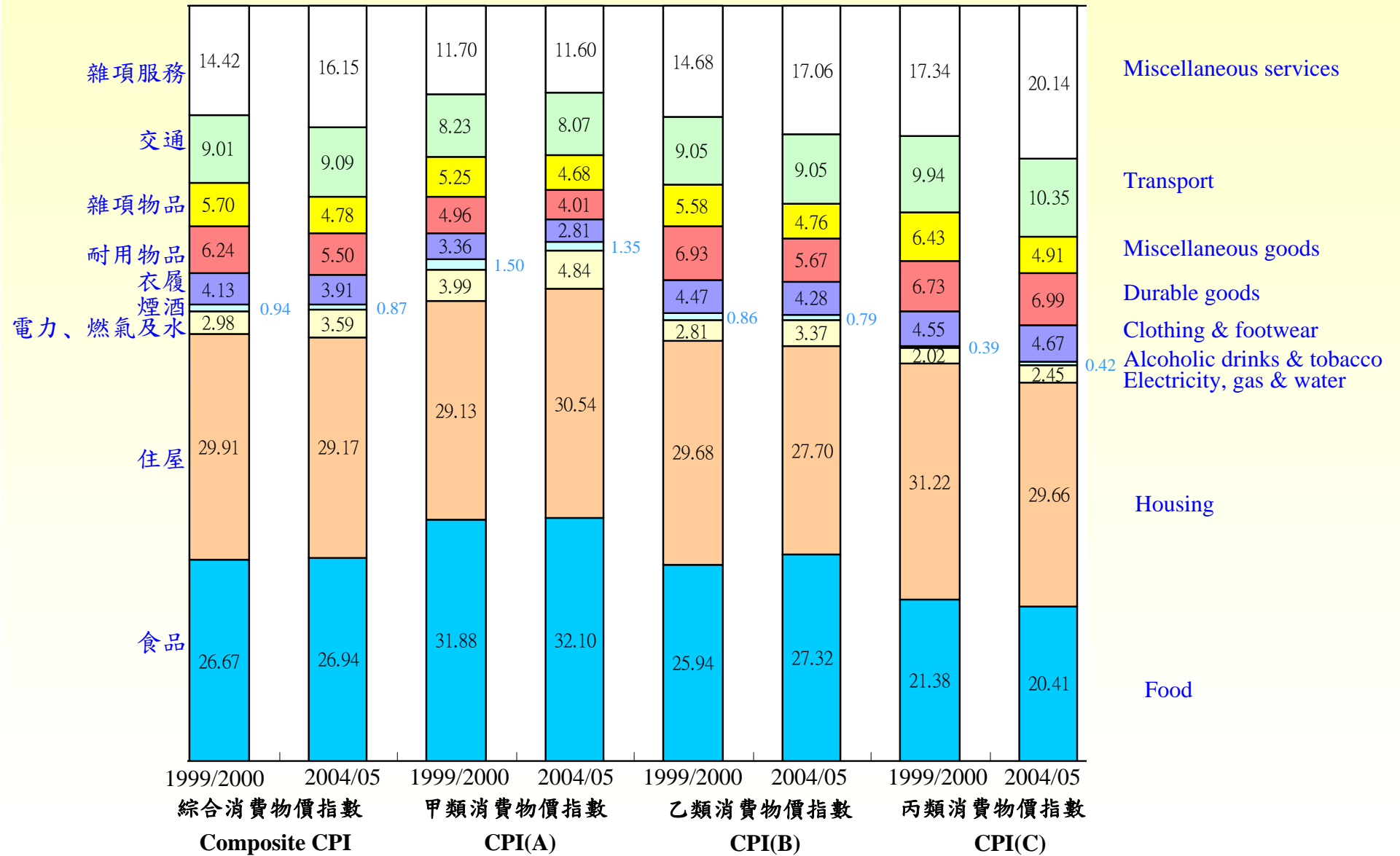


# 更多有關消費物價指數的資料 ●●●●●

## More information about the CPI ●●●●●



# 開支權數 Expenditure Weights (%)



## 住戶每月的平均開支 Average monthly household expenditure

	1999/2000	2004/05	
	\$	\$	
<b>電動按摩器材</b> <b>Electrical massage equipment</b>	<b>9</b>	<b>28</b>	<b>3 倍 times</b>
<b>數碼相機</b> <b>Digital camera</b>	<b>6</b>	<b>31</b>	<b>5 倍 times</b>
<b>數碼MP3唱機／ 錄音機</b> <b>Digital MP3 player/recorder</b>	<b>#</b>	<b>11</b>	<b>28 倍 times</b>

# 少於0.5      Less than 0.5



住戶每月在美容及健身服務的平均開支  
**Average monthly household expenditure on  
 Beauty Treatment and Fitness Services**

	1999/2000	2004/05
	\$	\$
美容院 Beauty salons services	43	45
健身費用 Fitness charges	11	48
桑拿及水療 Sauna and spa		
按摩及推拿 Massage		
纖體服務費用 Slimming service charges		



## 補習\*開支 Expenditure on tuition\*

教育程度 Education Level	每名學生#每月 在補習的平均開支(\$) Average monthly expenditure on tuition per student#	有補習的學生的百分比 % of students with expenditure on tuition
小學 Primary	975	36.0
初中 Lower secondary	1,069	28.0
高中或同等程度 Upper secondary or equivalent	879	33.6
預科或同等程度 Six Form or equivalent	828	48.1

\* 包括學科補習及英語課程

Including tuition on academic subjects and English courses

# 以每名有補習的學生計算

Based on students with expenses on tuition



多謝!!  
Thank You!

