

香港人口推算  
Hong Kong Population Projections  
2010 – 2039

結果公布  
Announcement of Results

二零一零年七月二十九日  
29 July 2010

政府統計處  
Census and Statistics Department



緒言  
Introduction

- 一套新的、涵蓋未來三十年的人口推算經已製備。
- A new set of population projections, covering the coming 30 years, has been prepared.



# 推算方法

## Projection methodology

香港人口  
The Hong Kong Population

以「居港人口」量度  
Measured by the “Hong Kong Resident Population”

常住居民：  
所有時間或大部分時間在港的居民

是指兩類人士：（一）在統計時點之前的六個月內，在港逗留最少三個月，又或在統計時點之後的六個月內，在港逗留最少三個月的香港永久性居民，不論在統計時點他們是否身在香港；及（二）在統計時點身在香港的香港非永久性居民。

Usual Residents:  
Residents who stay all the time or the majority of their time in Hong Kong

refer to two categories of people: (1) Hong Kong Permanent Residents who have stayed in Hong Kong for at least three months during the six months before or for at least three months during the six months after the reference time-point, regardless of whether they are in Hong Kong or not at the reference time-point; and (2) Hong Kong Non-permanent Residents who are in Hong Kong at the reference time-point.

3



# 推算方法（續）

## Projection methodology (Cont'd)

流動居民：  
只有小部分時間在港的居民

是指在統計時點之前的六個月內，在港逗留最少一個月但少於三個月，又或在統計時點之後的六個月內，在港逗留最少一個月但少於三個月的香港永久性居民，不論在統計時點他們是否身在香港。

Mobile Residents:  
Residents who only spend the minority of their time in Hong Kong

they are Hong Kong Permanent Residents who have stayed in Hong Kong for at least one month but less than three months during the six months before or for at least one month but less than three months during the six months after the reference time-point, regardless of whether they are in Hong Kong or not at the reference time-point.

4



## 推算方法（續）

### Projection methodology (Cont'd)

#### 「組成部分法」

- 先將某基準年的人口按年齡及性別劃分，然後結合不同的生育推算、死亡推算及人口遷移推算，逐年向前推算，直至推算期末年。

#### “Component method”

- The population of a base year is brought forward by age and sex under separate projections of fertility, mortality and movement, year after year until the end of the projection period.

5



## 推算方法（續）

### Projection methodology (Cont'd)

#### 推算假設

#### Projection Assumptions

- 使用統計模型方法研究香港人口、社會及經濟的過往趨勢及近期發展，以訂定生育、死亡及人口遷移的假設。  
Performing statistical studies using modelling methods on the past trends and developments pertaining to the socio-economic conditions in Hong Kong to generate the fertility, mortality and movement assumptions.
- 若有涉及政府政策之處，現行政策假設維持不變。  
Where government policies are involved, it is taken that existing policies will continue to apply.

6



# 生育及死亡趨勢

## Fertility and Mortality Trends

		<u>1989</u>	<u>1999</u>	<u>2009</u>	<u>2019</u>	<u>2029</u>	<u>2039</u>
總和生育率 (每一千名婦女一生中平均生產嬰兒數目)		1 296	981	1 042	983	982	936
<b>Total Fertility Rate</b> (Average no. of births during the lifetime per 1 000 females)							
		<u>1989</u>	<u>1999</u>	<u>2009<sup>#</sup></u>	<u>2019</u>	<u>2029</u>	<u>2039</u>
出生時平均預期 壽命 (年)	男性 Male	74.2	77.7	79.8	81.5	82.8	83.7
Expectation of Life at Birth (Years)	女性 Female	80.0	83.2	86.1	87.9	89.2	90.1

# 臨時數字  
Provisional figures.

7



## 生育

### Fertility

#### 總和生育率

- 是指一千名婦女，若她們在生育齡期（即十五至四十九歲）經歷了一如該年的年齡別生育率（某一年齡組別中每千名女性的活產嬰兒數目），其一生中活產子女的平均數目。

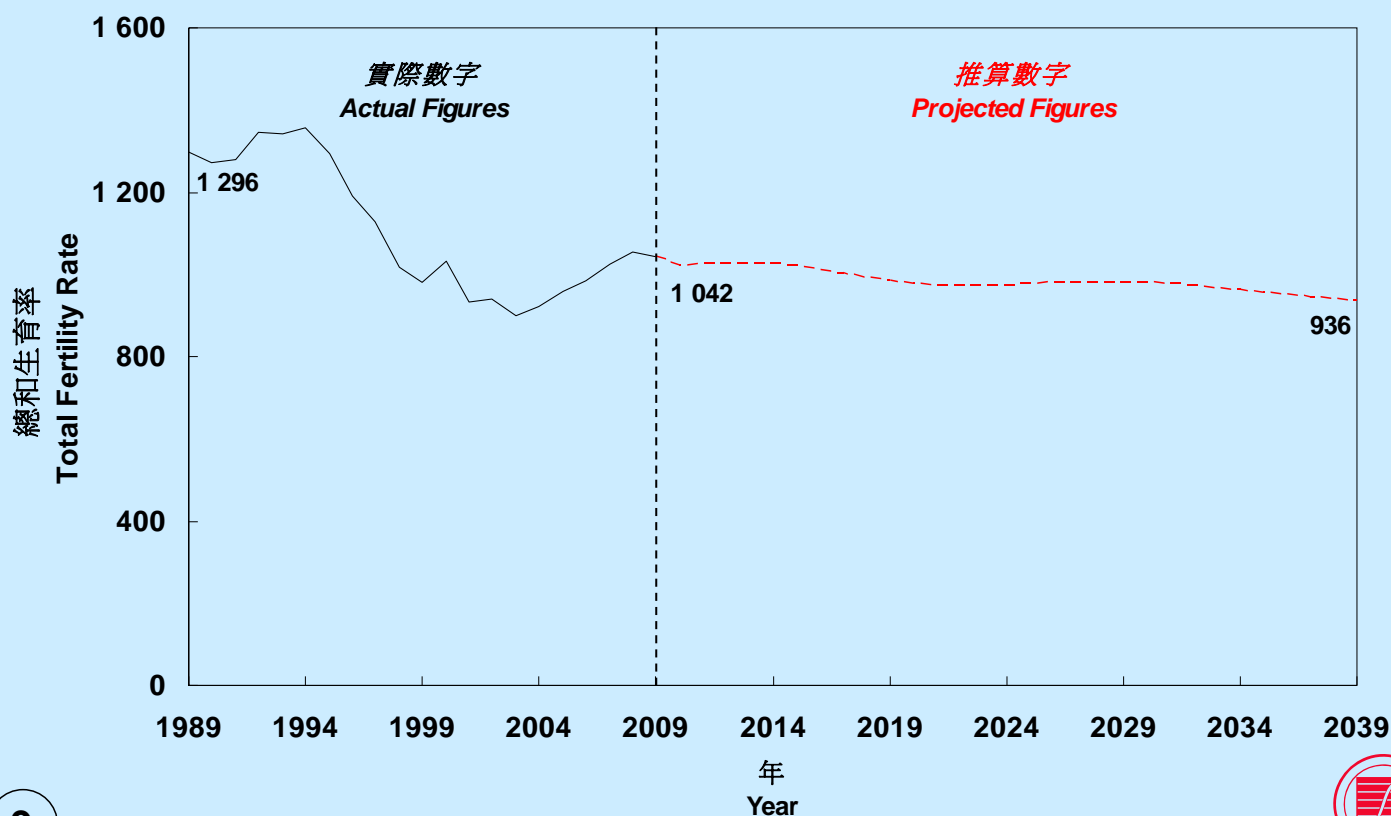
#### Total Fertility Rate

- refers to the average number of children that would be born alive to 1 000 women during their lifetime if they were to pass through their childbearing ages 15–49 experiencing the age specific fertility rates (the number of live births occurring among 1 000 women in a given age group) prevailing in a giving year.

8



# 生育 (續) Fertility (Cont'd)



9



## 內地女性在香港所生的嬰兒假設 Assumptions on babies born in Hong Kong to Mainland women

- 第一類嬰兒 --- 父親為香港永久性居民  
 數量：每年 6 500 名  
 概況：48% 將會離開香港  
 84% 將會返港，大部份於三歲或之前
- Type I babies --- fathers being Hong Kong Permanent Residents  
 Magnitude: 6 500 per annum  
 Profile: 48% will leave Hong Kong  
 84% will return, mostly at ages 3 or before

概況假設是根據截至二零零九年十二月之「內地女性在香港所生的嬰兒統計調查」的結果編製。  
 Assumptions on the profile were derived from results of the "Survey on babies born in Hong Kong to Mainland women" conducted at the Births Registries up to December 2009.

10



# 內地女性在香港所生的嬰兒假設

## Assumptions on babies born in Hong Kong to Mainland women

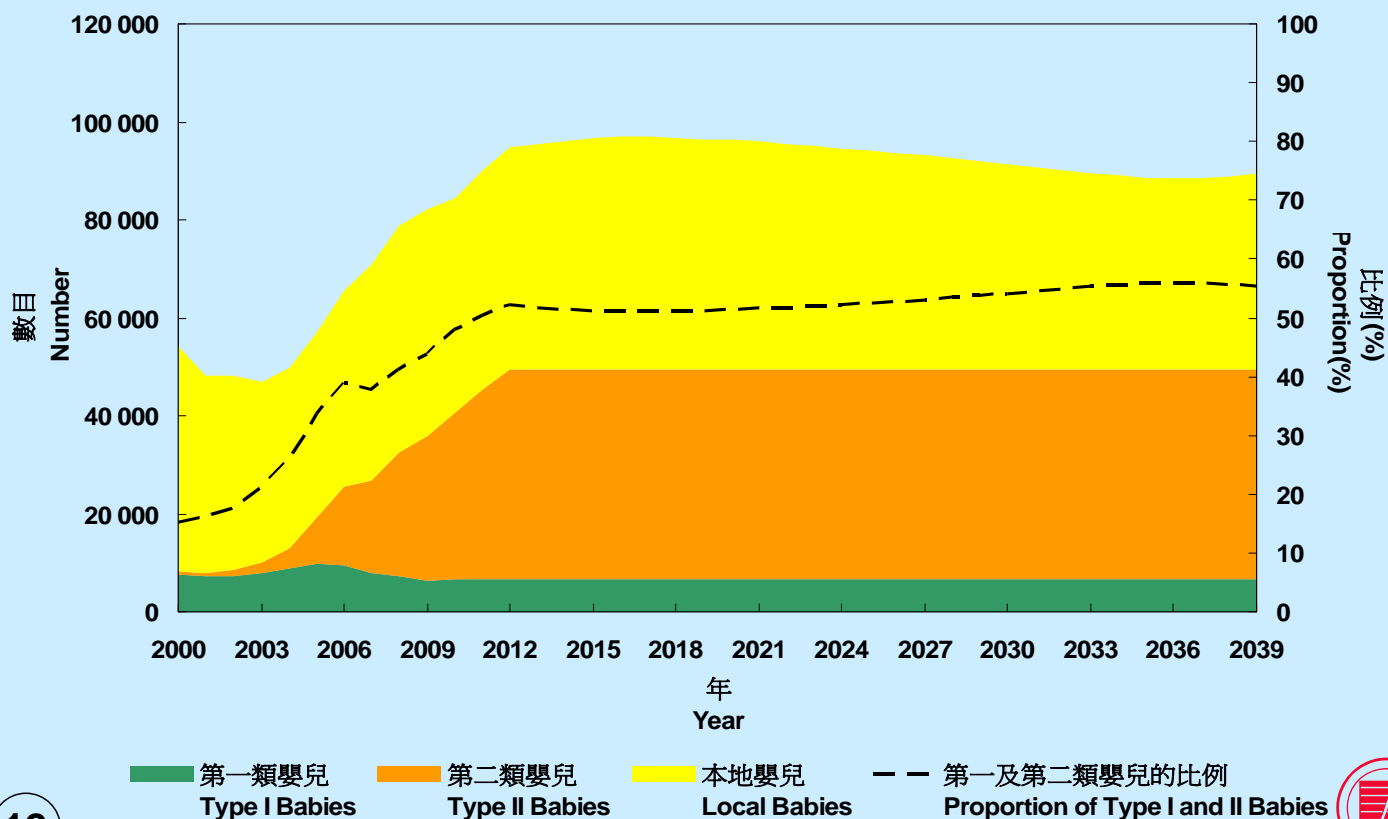
- 第二類嬰兒 --- 父親並非香港永久性居民  
 數量：每年約 34 000 名至 43 000 名  
 概況：95% 將會離開香港  
 50% 將會返港，大部份於六歲或之前
- Type II babies --- fathers not being Hong Kong Permanent Residents  
 Magnitude: 34 000 to 43 000 per annum  
 Profile: 95% will leave Hong Kong  
 50% will return, mostly at age 6 or before

概況假設是根據截至二零零九年十二月的「內地女性在香港所生的嬰兒統計調查」的結果編製。  
 Assumptions on the profile were derived from results of the "Survey on babies born in Hong Kong to Mainland women" conducted at the Births Registries up to December 2009.



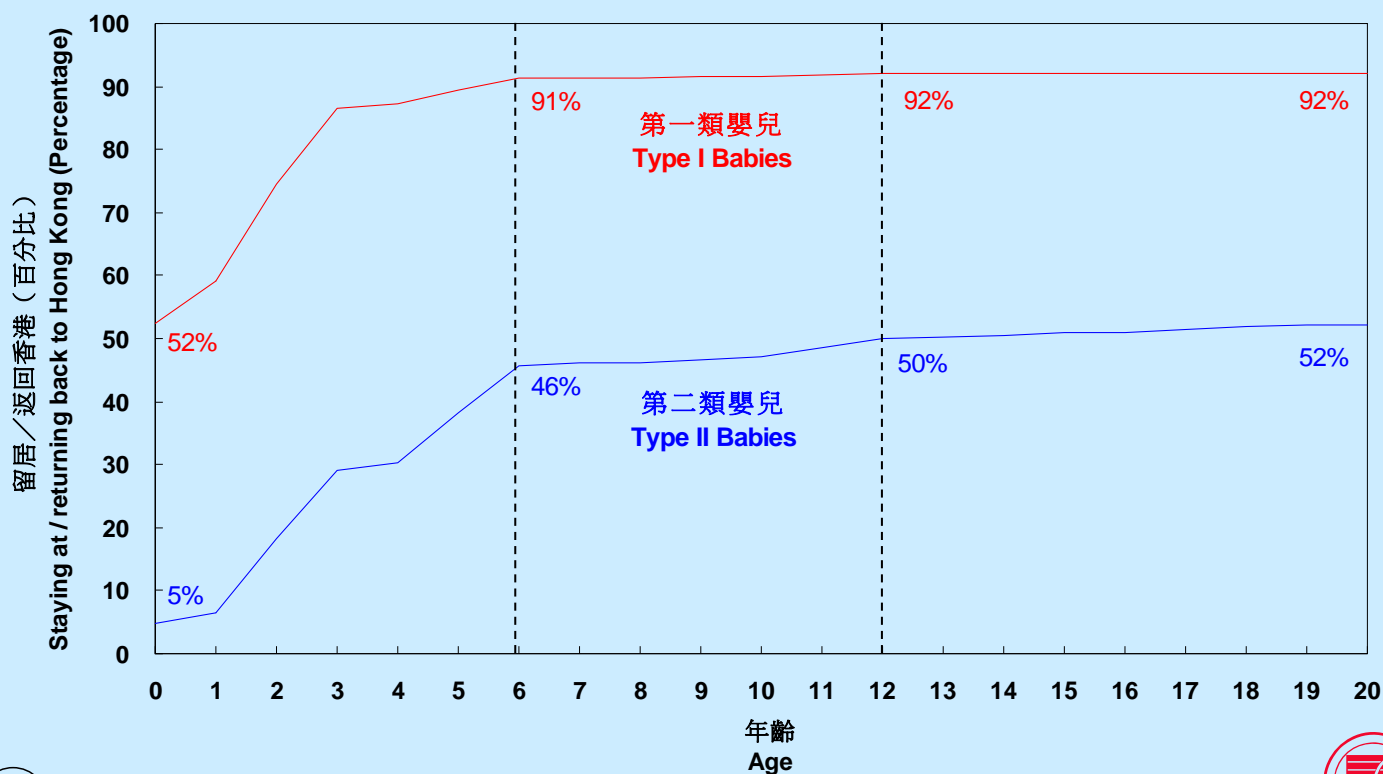
# 內地女性在香港所生的嬰兒假設

## Assumptions on babies born in Hong Kong to Mainland women



# 內地女性在香港所生的嬰兒假設

## Assumptions on babies born in Hong Kong to Mainland women



13



## 死亡 Mortality

### 出生時平均預期壽命

- 是指某年出生人士，若其一生經歷一如該年年齡性別死亡率（某一年齡、性別組別中每千人的死亡數目）所反映的死亡情況，他／她預期能活的年數。

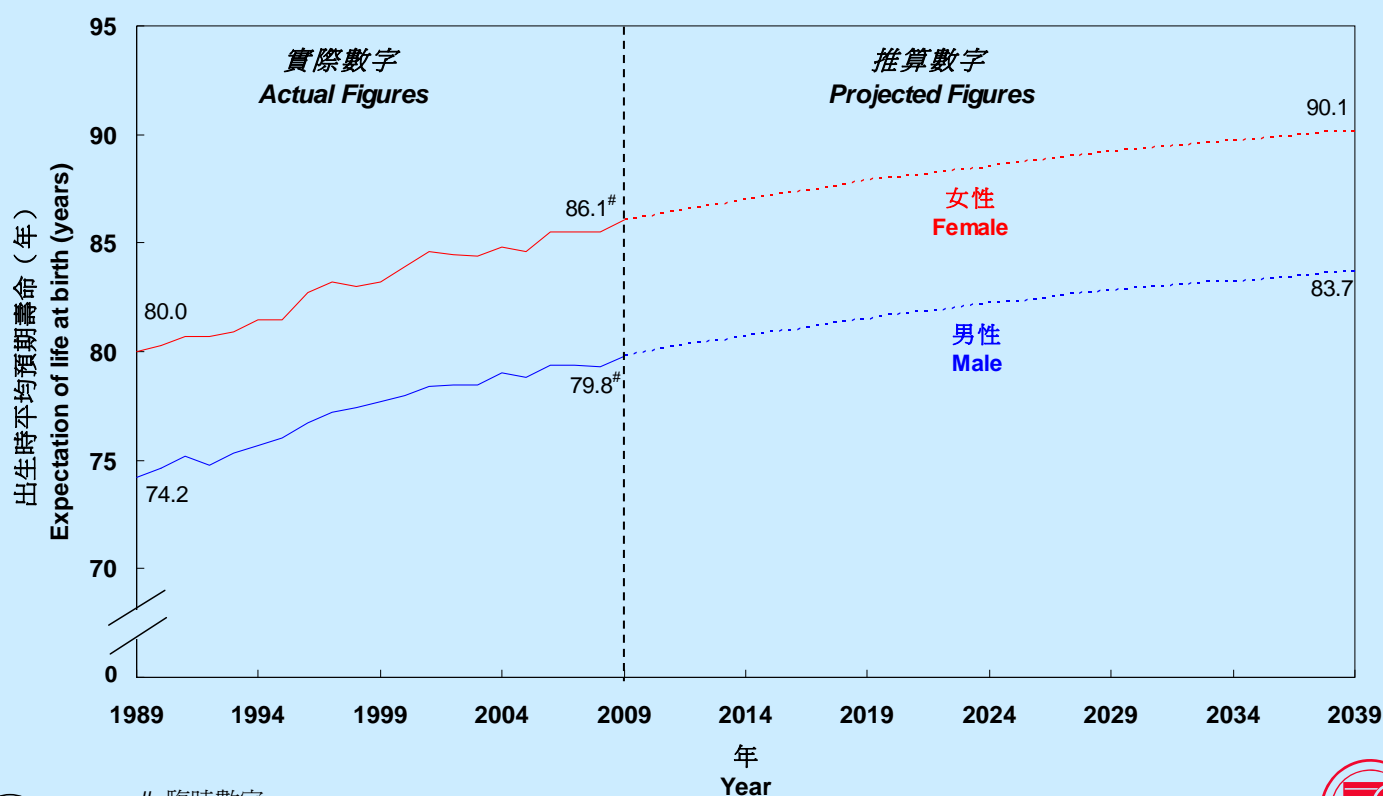
### Expectation of Life at Birth

- refers to the number of years that a person born in a given year is expected to live if he/she was subject to the prevalent mortality conditions as reflected by the set of age-sex specific mortality rates (the number of deaths occurring among 1 000 persons for a given sex in a given age group) for that year.

14



# 死亡 (續) Mortality (Cont'd)



# 臨時數字  
Provisional figures.

15



# 人口數目 Population Size

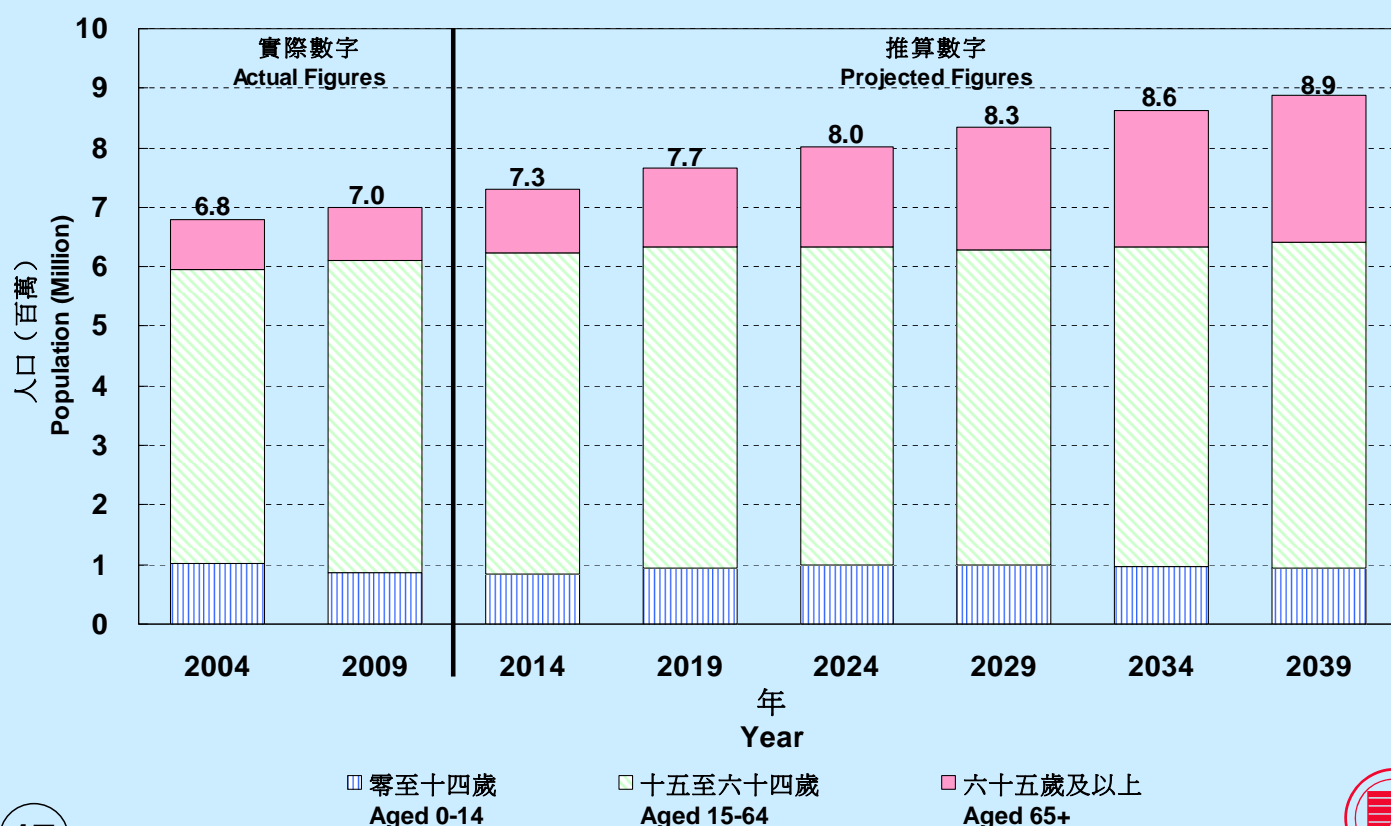
	二零零九年年中 Mid-2009	二零三九年年中 Mid-2039	平均每年增長率 Average annual growth rate
人口 Population	7 003 700	8 892 800	0.8%
常住居民 Usual Residents	6 797 700	8 626 800	0.8%
流動居民 Mobile Residents	206 000	265 900	0.9%

16



# 人口數目及年齡結構

## Population Size and Age Structure



17



# 人口的年齡結構

## Age Structure of Population

百分比  
Percentage

年中  
Mid-year

	實際 Actual		推算 Projected					
	2004	2009	2014	2019	2024	2029	2034	2039
零至十四歲 Aged 0-14	15%	12%	11%	12%	13%	12%	11%	11%
十五至六十四歲 Aged 15-64	73%	75%	74%	70%	66%	63%	62%	62%
六十五歲及以上 Aged 65 and over	12%	13%	15%	17%	21%	25%	27%	28%

(由於進位原因，數字的總和可能不等於100%。)  
(Figures may not add up to 100% due to rounding.)

年齡中位數  
Median age

38.6	40.7	42.3	43.4	44.4	45.7	46.8	47.6
------	------	------	------	------	------	------	------

18



# 撫養比率\*

## Dependency Ratio\*

年中 Mid-year	包括外籍家庭傭工 Including foreign domestic helpers			不包括外籍家庭傭工 Excluding foreign domestic helpers		
	少年兒童 Child	老年 Elderly	總比率 Overall	少年兒童 Child	老年 Elderly	總比率 Overall
實際 Actual						
2004	203	165	368	217	177	394
2009	167	171	337	176	180	355
推算 Projected						
2014	154	196	350	163	207	370
2019	173	247	420	184	262	446
2024	188	317	505	201	339	540
2029	189	391	580	203	419	622
2034	181	432	612	194	464	658
2039	171	454	625	184	489	673

\* 亦稱年齡撫養比率。其實是一個反映人口年齡結構的比率，而非從經濟角度看的「撫養」情況。

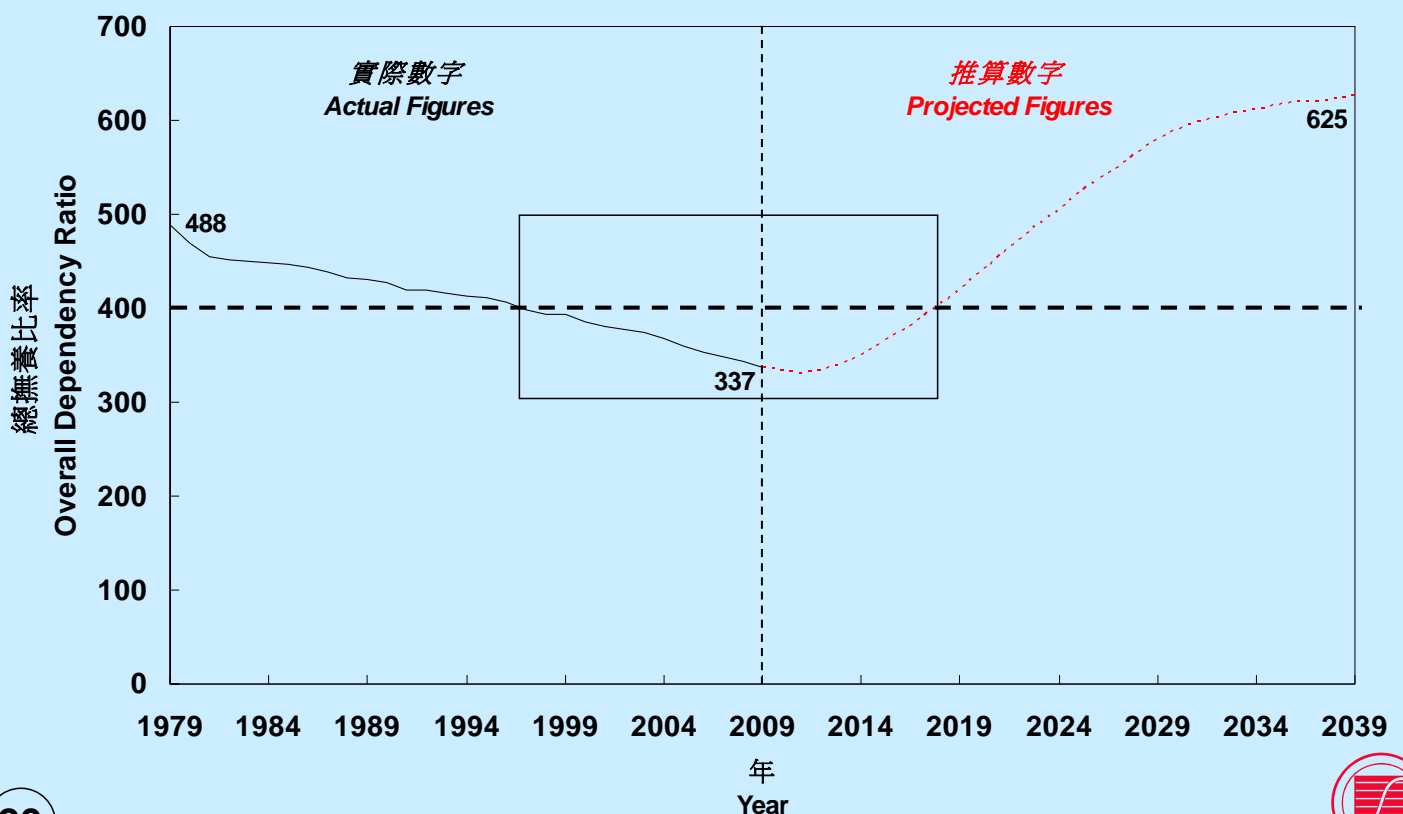
\* Also termed "age dependency ratio" - It is actually a ratio reflecting age composition of the population, and not a measure of economic dependency.

19



# 撫養比率 (續)

## Dependency Ratio (Cont'd)



20



**性別比率**  
**Sex Ratio**  
**(a) 包括外籍家庭傭工**  
**(a) Foreign Domestic Helpers included**

年中 Mid-year	年齡組別 Age Group					總計 Overall
	0-14	15-24	25-44	45-64	65 +	
實際 Actual						
2004	1 063	985	822	1 024	855	929
2009	1 069	985	746	962	864	889
推算 Projected						
2014	1 078	980	695	907	868	855
2019	1 087	961	666	851	865	827
2024	1 089	968	643	790	860	803
2029	1 090	992	621	731	831	782
2034	1 089	1 004	621	691	783	762
2039	1 090	1 004	631	674	731	744

性別比率：相對每千名女性的男性數目  
Sex Ratio: Number of males per 1 000 females

21



**性別比率**  
**Sex Ratio**  
**(b) 不包括外籍家庭傭工**  
**(b) Foreign Domestic Helpers excluded**

年中 Mid-year	年齡組別 Age Group					總計 Overall
	0-14	15-24	25-44	45-64	65 +	
實際 Actual						
2004	1 063	1 067	933	1 051	856	988
2009	1 069	1 025	889	991	864	955
推算 Projected						
2014	1 078	1 027	840	934	869	922
2019	1 087	1 018	813	877	865	893
2024	1 089	1 034	790	816	860	868
2029	1 090	1 053	777	757	831	845
2034	1 089	1 062	790	715	783	823
2039	1 090	1 064	805	697	731	804

性別比率：相對每千名女性的男性數目  
Sex Ratio: Number of males per 1 000 females

22



# 人口的自然增長

## Natural Increase of the Population

推算期末

	2009	End of Projection Period (2039)
出生 Births	81 200	89 300* (每年 per year)
死亡 Deaths	39 900	80 700 (每年 per year)

註譯：\* 當中有 49 500 名嬰兒是由內地婦女所生。

Note: \* Among them, 49 500 were born to Mainland women.

23



# 人口變化的元素 2009-2039

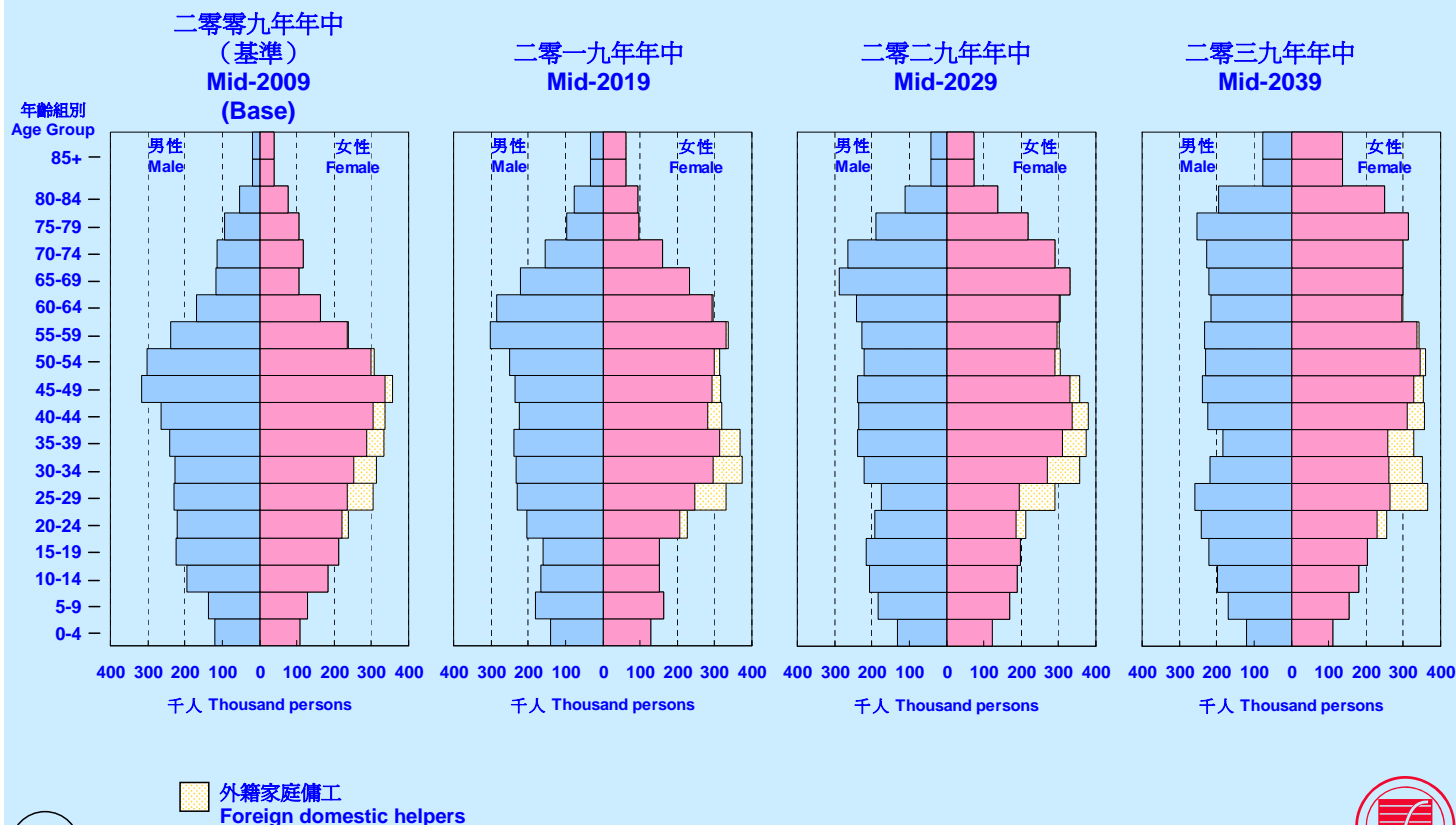
## Constituents of Population Change 2009-2039

整體人口增加 Growth of Overall Population	(+) 1 889 100	
		與整體人口增加的比率 Ratio to Growth of Overall Population
● 人口自然增長 Natural Increase	(+) 1 047 000	(+) 55%
出生 Birth	(+) 2 782 000	(+) 147%
其中：內地婦女在香港所生嬰兒 of which: birth in HK to Mainland women	(+) 1 472 000	(+) 78%
死亡 Death	(-) 1 735 000	(-) 92%
● 遷移 Movement	(+) 842 000	(+) 45%
單程通行證持有人來港定居 One-way Permit Holders arriving to settle in HK	(+) 1 643 000	(+) 96%
其他淨遷移 Other net movements	(-) 801 000	(-) 42%

24



# 人口金字塔 Population Pyramid



25



## 二零零六年為基準年的人口推算與二零零九年為基準年的人口推算比較 Comparison between the 2006-based and the 2009-based population projections

年中 Mid-year	二零零六年為基準年 2006-based		二零零九年為基準年 2009-based		修訂幅度 Extent of revision (c/a - 1) x 100%
	(a) 人口 Population	(b) 每年增長率 Annual growth rate	(c) 人口 Population	(d) 每年增長率 Annual growth rate	
2009	7 034 100	0.8%	7 003 700*	0.6%	- 0.4%
2010	7 094 000	0.9%	7 063 300	0.9%	- 0.4%
2011	7 153 500	0.8%	7 120 200	0.8%	- 0.5%
2012	7 213 000	0.8%	7 180 700	0.8%	- 0.4%
2013	7 273 000	0.8%	7 242 800	0.9%	- 0.4%
2014	7 332 400	0.8%	7 306 400	0.9%	- 0.4%
2019	7 652 300	0.9%	7 659 100	0.9%	0.1%
2024	7 974 000	0.8%	8 015 500	0.9%	0.5%
2029	8 260 400	0.7%	8 339 400	0.8%	1.0%
2034	8 493 500	0.6%	8 634 600	0.7%	1.7%
(2036)	8 570 200	0.5%	8 743 000	0.6%	2.0%
2039	(並無推算) (not projected)		8 892 800	0.6%	

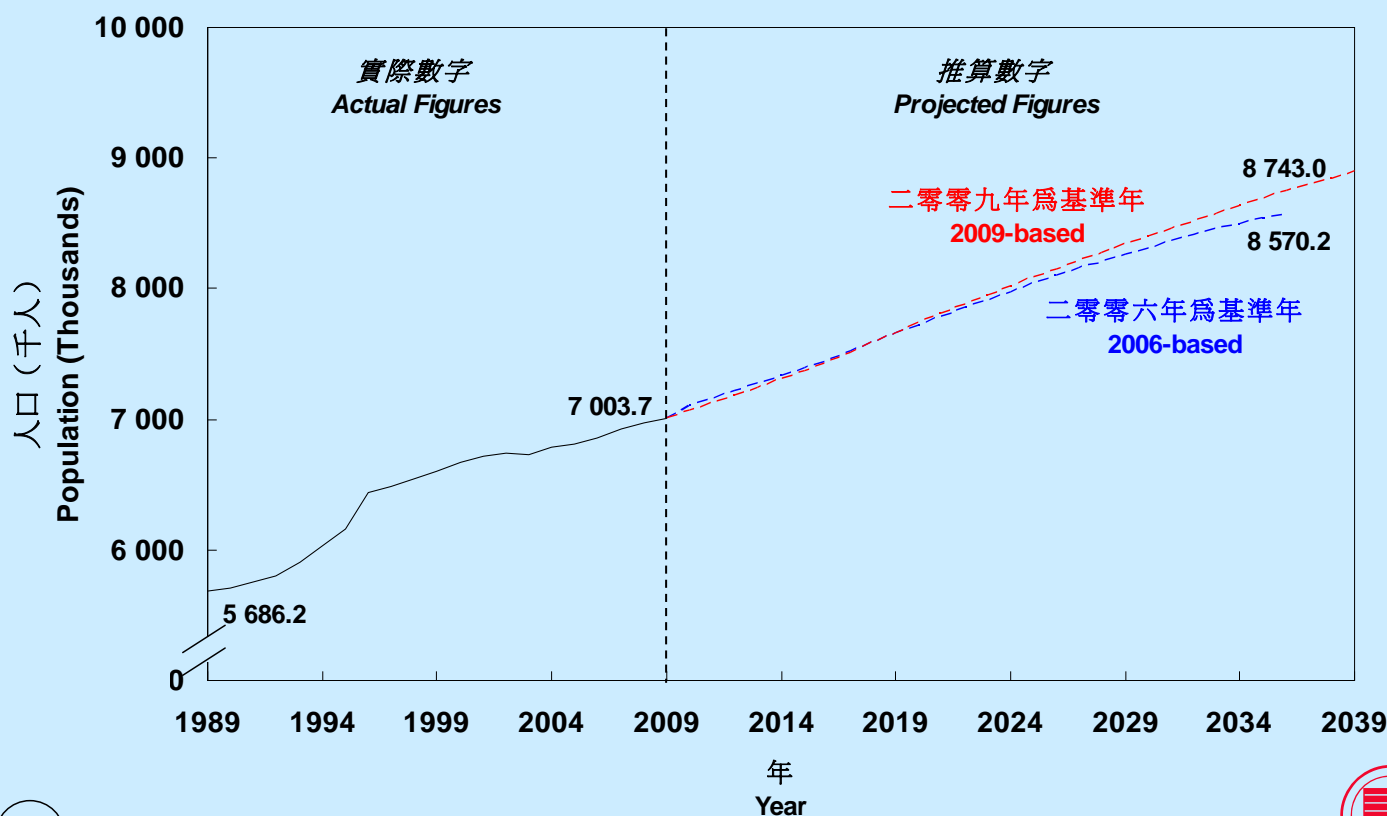
26

註譯：\* 這是實際的人口數字，亦是二零零九年人口推算的基準數字

Note: \* This is the actual population figure and is also the base figure for the 2009 based projections.



## 二零零六年為基準年的人口推算與二零零九年為基準年的人口推算比較 Comparison between the 2006-based and the 2009-based population projections



27



## 人口普查／中期人口統計：人口推算的基準 Population Census / By-census: Base of Population Projections

- 此次人口推算是因應 2006 年中期人口統計後的最新人口統計數據所作出的中期修訂。
- 人口推算會待 2011 年人口普查完成後再次更新。
- 2011 年人口普查會提供新一套的人口基準數據，以及更詳細的人口特徵作分析及推算之用。
- This round of projections is an interim update based on the latest demographic statistics since the 2006 Population By-census.
- An updating will be conducted after the 2011 Population Census.
- The 2011 Population Census will provide a new set of population benchmark data as well as more detailed data on demographic characteristics for analysis and projections.

28



# 二零一一年人口普查 2011 Population Census

## 目的

- 搜集本港人口的最新資料，為人口相關的推算和研究提供最新基準數據。
- 這些資料對政府在規劃和制定政策，以及社會大眾和學者在業務及研究方面，都十分重要。

## Objectives

- To obtain up-to-date information of the population to provide benchmark data for population-related projections and studies.
- Such information is vital to the Government for planning and policy formulation and important to the private sector and academia for business and research purposes



# 二零一一年人口普查（續） 2011 Population Census (Cont'd)

- 多模式的資料搜集方法
  - 自行填寫及以郵寄方式交回普查短問卷
  - 在網上填報普查電子短問卷或電子長問卷
  - 統計員上門面談進行訪問
- Multi-modal data collection approach
  - Self-completion by returning the short-form census questionnaire by post
  - Online completion by filling in the electronic version of the short-form or long-form census questionnaire
  - Face-to-face interview



## 二零一一年人口普查（續） 2011 Population Census (Cont'd)

### 最新進展：

- 正全力內籌備明年六月至八月普查的工作。
- 現進行測試性統計調查，測試問卷及運作的安排。

### Latest progress:

- Planning for the operation of the census proper during June-August 2011 is in full stage.
- A dress rehearsal is being undertaken for testing the questionnaire and various operational aspects.

31



## 二零一一年人口普查（續） 2011 Population Census (Cont'd)

### 測試性統計調查

- 約三萬個住戶獲邀參與
- 初步反應理想，約三成短問卷的住戶以郵寄或網上方式填交，亦有超過一成長問卷的住戶在網上使用電子問卷。
- 目前正由統計員以面談方式訪問餘下的住戶

### Dress rehearsal

- Around 30 000 households selected.
- The initial response is encouraging. Some 30% of households selected for short-form questionnaire have returned it by post or online and more than 10% of households selected for long-form questionnaire use the electronic version online
- The remaining cases are being followed up by enumerators for face-to-face interview

32



多謝  
Thank you

